



# GT CUP CHAMPIONSHIP



MSVR Club Car Championships  
Snetterton 300  
11<sup>th</sup> / 12<sup>th</sup> June 2022



Timing & Results Provided by Timing Solutions Ltd

[www.tsl-timing.com](http://www.tsl-timing.com)

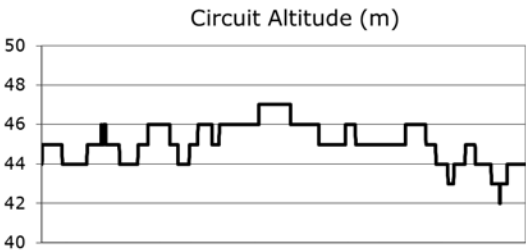
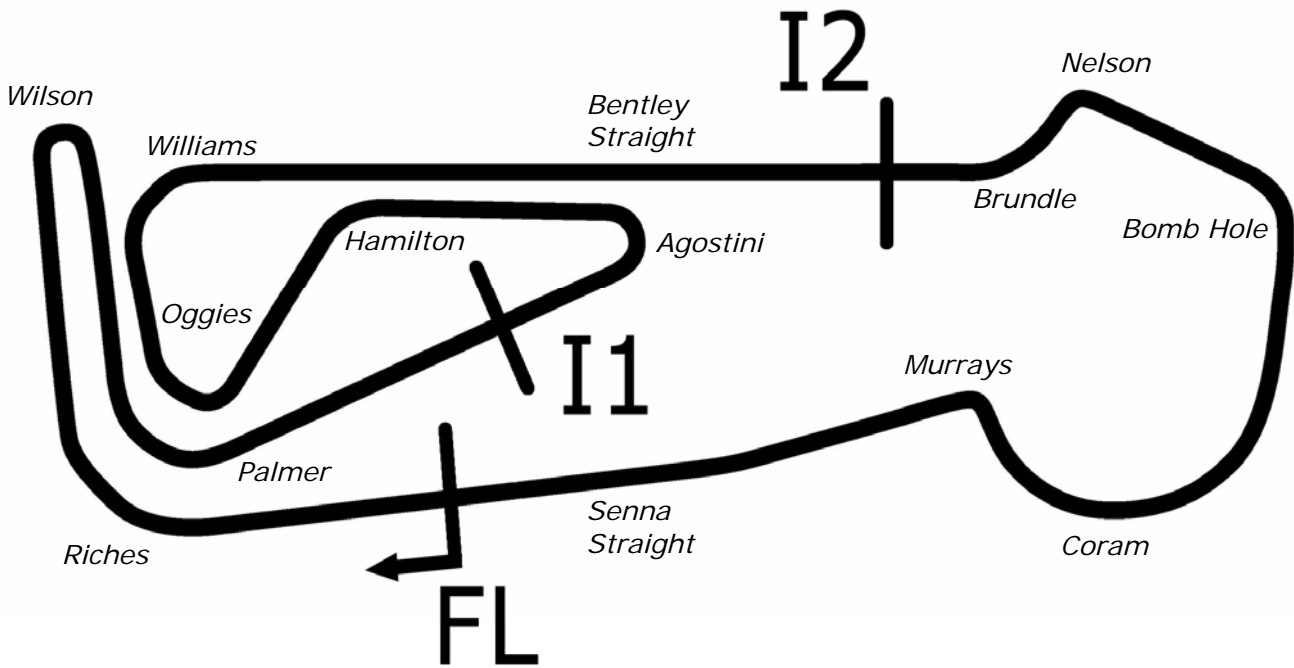


# Snetterton 300



SPORTS TIMING

TIMING SOLUTIONS LTD



Length	2.9689 miles	4778.0 m	
FL		52.46340 N	0.94476 E
I1	1545m	52.46487 N	0.94466 E
I2	3198m	52.46617 N	0.94964 E
Pit Entry	4572m	52.46364 N	0.94774 E
Pit Exit	40m after FL	52.46338 N	0.94420 E
Pit Entry-Pit Exit 246m, 17.7s @50kph, 14.7s @60kph			

All results available at [www.tsl-timing.com](http://www.tsl-timing.com)



# GT Cup Championship

## SATURDAY PRACTICE - CLASSIFICATION

POS	NO	CL	PIC	TEAM / DRIVERS	CAR	TIME	ON	LAPS	GAP	DIFF	MPH
1	4	GT3	1	Tecserve Grahame TILLEY / Will TREGURTHA (P)	Mercedes AMG GT3	1:47.264	2	4			99.64
2	11	GT3	2	Ram Racing Mike PRICE / Callum MACLEOD (P)	Mercedes AMG GT3	1:52.040	5	5	4.776	4.776	95.39
3	66	GT3	3	Enduro Motorsport Morgan TILBROOK / Marcus CLUTTON (P)	Mclaren 720S GT3	1:52.161	4	5	4.897	0.121	95.29
4	56	GTC	1	FF Corse Roy MILLINGTON / Benny SIMONSEN (P)	Ferrari Challenge 488 EVO	1:52.357	3	3	5.093	0.196	95.12
5	67	GT3	4	Orange Racing powered by JMH Simon ORANGE / Michael O'BRIEN (P)	Mclaren 720S GT3	1:52.720	5	5	5.456	0.363	94.81
6	61	GT3	5	Scott Sport John DHILLON / Andrea AMICI (P)	Lamborghini Huracan GT3	1:52.732	4	4	5.468	0.012	94.80
7	23	GT3	6	Greystone GT Ian CAMPBELL / Olli WEBB (P)	Mclaren 720S GT3	1:53.856	4	4	6.592	1.124	93.87
8	16	GT3	7	Ram Racing Ian LOGGIE	Mercedes AMG GT3	1:54.057	3	4	6.793	0.201	93.70
9	44	GT3	8	Paddock Motorsport Steve RUSTON / John WHITEHOUSE	Mclaren 720S GT3	1:54.218	5	5	6.954	0.161	93.57
10	247	GTC	2	Racelab Lucky KHERA	Ferrari Challenge 488	1:54.317	2	4	7.053	0.099	93.49
11	9	GTC	3	Topcats Racing Warren GILBERT / Jensen LUNN	Lamborghini Super Trofeo	1:57.746	4	4	10.482	3.429	90.77
12	3	GTC	4	Topcats Racing Charlotte GILBERT / Charlotte BIRCH	Lamborghini Super Trofeo	1:59.428	3	5	12.164	1.682	89.49
13	86	GTH	1	Caffeine Six by Parr Motorsport Timothy CRESWICK / Chris DYMOND (P)	Porsche Cayman Clubsport GT4	2:00.127	3	5	12.863	0.699	88.97
14	26	GTH	2	Paddock Motorsport Tehmur CHOHAN / Moh RITSON (PS)	Mclaren 570S GT4	2:00.638	3	4	13.374	0.511	88.59
15	65	GTH	3	Trade Centre Formula Woman Sara MISIR / Steph SORE	Mclaren 570S GT4	2:00.862	4	5	13.598	0.224	88.43
16	50	GTH	4	Valluga Racing James WALLIS / Sam MAHER-LOUGHNAN (P)	Porsche Cayman 718 RS Clubsport	2:00.942	2	4	13.678	0.080	88.37
17	77	GTH	5	Greystone GT Mark HOPTON / Euan HANKEY (P)	Mclaren 570S GT4	2:01.154	3	4	13.890	0.212	88.21
18	96	GTH	6	Make Happen Racing Jon CURRIE	Mercedes AMG GT4	2:01.395	2	5	14.131	0.241	88.04
19	7	GTO	1	Raw Motorsport Steve BURGESS / Ben DIMMACK	Radical RXC	2:01.400	3	3	14.136	0.005	88.04
20	17	GTH	7	Orange Racing powered by JMH Russell LINDSAY / Patrick COLLINS	Mclaren 570S GT4	2:01.749	4	4	14.485	0.349	87.78
21	25	GTH	8	Paddock Motorsport Kavi JUNDU / Adam HATFIELD (PS)	Mclaren 570S GT4	2:01.774	2	4	14.510	0.025	87.76
22	14	GTH	9	Greystone GT Phillip CARTER / Michael BROADHURST (P)	Mclaren 570S GT4	2:01.792	4	4	14.528	0.018	87.75
23	69	GTH	10	Make Happen Racing Stephen WALTON / Chris HART	Mercedes AMG GT4	2:02.786	4	4	15.522	0.994	87.04
24	64	GTH	11	Trade Centre Formula Woman Erika HOFFMANN / Jodie SLOSS	Mclaren 570S GT4	2:03.342	4	4	16.078	0.556	86.65
25	80	GTH	12	Greystone GT Ron TRENKA / Jon LANCASTER (P)	Mclaren 570S GT4	2:07.064	3	5	19.800	3.722	84.11

Weather / Track : Sunny / Dry

These results are provisional until the conclusion of any judicial and technical matters.

Snetterton 300: 2.9689 miles

Date: 11/06/2022 Start: 10:10 Finish: 10:20

Clerk Of Course : Simon Gnana-Pragasam

Stewards :

Timekeeper : Nick Palmer



# GT Cup Championship

## SATURDAY PRACTICE - SECTOR ANALYSIS



SECTOR 1 = FL to I1, SECTOR 2 = I1 to I2, SECTOR 3 = I2 to FL, DIFF = Difference To Personal Best Lap, P = Crossed Finish Line in Pit Lane, D = Time Disallowed

P1		4 GT3		Tecserve		Mercedes AMG GT3	
IDEAL LAP TIME : 1:47.264		BEST LAP TIME : 1:47.264		DIFFERENCE : 0.000			
D1: Grahame TILLEY		D2: Will TREGURTHA (P)					
LAP	SECTOR 1	SECTOR 2	SECTOR 3	LAP TIME	MPH	DIFF	TIME OF DAY

1 - D1	OUTLAP	39.489	35.747	1:54.954	92.97	7.690	10:12:59.922
2 - D1	33.442	38.488	35.334	1:47.264 (1)	99.64		10:14:47.186
3 - D1	34.790	39.265	IN PIT	3:42.880 P	47.95	1:55.616	10:18:30.066
4 - D1	OUTLAP	41.338	38.444	2:03.763	86.35	16.499	10:20:33.829

<b>P2 11 GT3</b>		<b>Ram Racing</b>		<b>Mercedes AMG GT3</b>			
IDEAL LAP TIME : 1:51.528		BEST LAP TIME : 1:52.040		DIFFERENCE : 0.512			
D1: Mike PRICE		D2: Callum MACLEOD (P)					
LAP	SECTOR 1	SECTOR 2	SECTOR 3	LAP TIME	MPH	DIFF	TIME OF DAY

1 - D2	OUTLAP	41.225	IN PIT	3:10.120 P	56.21	1:18.080	10:13:46.947
2 - D2	OUTLAP	41.911	39.088	2:07.273	83.97	15.233	10:15:54.220
3 - D2	35.113	39.665	37.677	1:52.455 (3)	95.04	0.415	10:17:46.675
4 - D2	35.338	39.888	36.956	1:52.182 (2)	95.27	0.142	10:19:38.857
5 - D2	34.907	39.732	37.401	1:52.040 (1)	95.39		10:21:30.897

<b>P3 66 GT3</b>		<b>Enduro Motorsport</b>		<b>Mclaren 720S GT3</b>			
IDEAL LAP TIME : 1:51.085		BEST LAP TIME : 1:52.161		DIFFERENCE : 1.076			
D1: Morgan TILLBROOK		D2: Marcus CLUTTON (P)					
LAP	SECTOR 1	SECTOR 2	SECTOR 3	LAP TIME	MPH	DIFF	TIME OF DAY

1 - D2	OUTLAP	42.472	41.224	2:03.438	86.58	11.277	10:12:26.728
2 - D2	35.647	41.445	38.332	1:55.424	92.59	3.263	10:14:22.152
3 - D2	34.924	40.263	37.656	1:52.843 (3)	94.71	0.682	10:16:14.995
4 - D2	34.702	39.969	37.490	1:52.161 (1)	95.29		10:18:07.156
5 - D2	35.693	39.628	36.973	1:52.294 (2)	95.17	0.133	10:19:59.450

P4 56 GTC FF Corse		Ferrari Challenge 488 EVO					
IDEAL LAP TIME : 1:52.357		BEST LAP TIME : 1:52.357		DIFFERENCE : 0.000			
D1: Roy MILLINGTON		D2: Benny SIMONSEN (P)					
LAP	SECTOR 1	SECTOR 2	SECTOR 3	LAP TIME	MPH	DIFF	TIME OF DAY

1 - D1	OUTLAP	41.233	39.616	2:01.992	87.61	9.635	10:12:21.011
2 - D1	36.345	40.001	38.528	1:54.874 (2)	93.04	2.517	10:14:15.885
3 - D1	35.196	39.801	37.360	1:52.357 (1)	95.12		10:16:08.242

<b>P5 67 GT3</b>		<b>Orange Racing powered by JMH</b>		<b>Mclaren 720S GT3</b>			
IDEAL LAP TIME : 1:49.970		BEST LAP TIME : 1:52.720		DIFFERENCE : 2.750			
D1: Simon ORANGE		D2: Michael O'BRIEN (P)					
LAP	SECTOR 1	SECTOR 2	SECTOR 3	LAP TIME	MPH	DIFF	TIME OF DAY

1 - D1	OUTLAP	40.502	37.669	1:57.853	90.68	5.133	10:12:12.198
2 - D1	33.689	38.612	IN PIT	3:24.102 P	52.36	1:31.382	10:15:36.300
3 - D1	OUTLAP	40.696	38.733	1:59.470	89.46	6.750	10:17:35.770
4 - D1	35.019	40.461	38.025	1:53.505 (2)	94.16	0.785	10:19:29.275
5 - D1	34.714	40.225	37.781	1:52.720 (1)	94.81		10:21:21.995

<b>P6 61 GT3</b>		<b>Scott Sport</b>		<b>Lamborghini Huracan GT3</b>			
IDEAL LAP TIME : 1:48.577		BEST LAP TIME : 1:52.732		DIFFERENCE : 4.155			
D1: John DHILLON		D2: Andrea AMICI (P)					
LAP	SECTOR 1	SECTOR 2	SECTOR 3	LAP TIME	MPH	DIFF	TIME OF DAY

1 - D1	OUTLAP	39.324	36.206	1:53.662	94.03	0.930	10:13:02.794
2 - D1	33.770	38.601	IN PIT	3:12.492 P	55.52	1:19.760	10:16:15.286
3 - D1	OUTLAP	41.631	38.451	2:02.522	87.23	9.790	10:18:17.808
4 - D1	34.934	40.073	37.725	1:52.732 (1)	94.80		10:20:10.540



# GT Cup Championship

## SATURDAY PRACTICE - SECTOR ANALYSIS



SECTOR 1 = FL to I1, SECTOR 2 = I1 to I2, SECTOR 3 = I2 to FL, DIFF = Difference To Personal Best Lap, P = Crossed Finish Line in Pit Lane, D = Time Disallowed

P7 23 GT3 Greystone GT		Mclaren 720S GT3					
IDEAL LAP TIME : 1:52.559		BEST LAP TIME : 1:53.856		DIFFERENCE : 1.297			
D1: Ian CAMPBELL		D2: Olli WEBB (P)					
LAP	SECTOR 1	SECTOR 2	SECTOR 3	LAP TIME	MPH	DIFF	TIME OF DAY
1 - D1	OUTLAP	42.833	40.295	2:02.807	87.03	8.951	10:12:19.721
2 - D1	35.296	41.556	39.096	1:55.948 (3)	92.17	2.092	10:14:15.669
3 - D1	36.490	40.456	37.194	1:54.140 (2)	93.64	0.284	10:16:09.809
4 - D1	36.010	40.258	37.588	1:53.856 (1)	93.87		10:18:03.665

P8 16 GT3 Ram Racing			Mercedes AMG GT3				
IDEAL LAP TIME : 1:54.057		BEST LAP TIME : 1:54.057		DIFFERENCE : 0.000			
D1: Ian LOGGIE							
LAP	SECTOR 1	SECTOR 2	SECTOR 3	LAP TIME	MPH	DIFF	TIME OF DAY
1 - D1	OUTLAP	41.074	44.989	2:05.599	85.09	11.542	10:12:31.122
2 - D1	35.163	41.254	40.579	1:56.996 (2)	91.35	2.939	10:14:28.118
3 - D1	34.359	39.541	40.157	1:54.057 (1)	93.70		10:16:22.175
4 - D1	37.664	41.962	IN PIT	3:18.760 P	53.77	1:24.703	10:19:40.935

P9 44 GT3 Paddock Motorsport		Mclaren 720S GT3					
IDEAL LAP TIME : 1:53.901		BEST LAP TIME : 1:54.218		DIFFERENCE : 0.317			
D1: Steve RUSTON		D2: John WHITEHOUSE					
LAP	SECTOR 1	SECTOR 2	SECTOR 3	LAP TIME	MPH	DIFF	TIME OF DAY
1 - D1	OUTLAP	43.623	41.829	2:07.089	84.09	12.871	10:12:27.233
2 - D1	35.733	42.691	38.306	1:56.730	91.56	2.512	10:14:23.963
3 - D1	36.065	41.195	38.457	1:55.717 (3)	92.36	1.499	10:16:19.680
4 - D1	36.250	40.224	38.319	1:54.793 (2)	93.10	0.575	10:18:14.473
5 - D1	35.551	40.541	38.126	1:54.218 (1)	93.57		10:20:08.691

P10 247 GTC		Racelab		Ferrari Challenge 488			
IDEAL LAP TIME : 1:54.317		BEST LAP TIME : 1:54.317		DIFFERENCE : 0.000			
D1: Lucky KHERA							
LAP	SECTOR 1	SECTOR 2	SECTOR 3	LAP TIME	MPH	DIFF	TIME OF DAY
1 - D1	OUTLAP	41.223	40.152	2:01.670	87.84	7.353	10:12:30.600
2 - D1	35.268	40.776	38.273	1:54.317 (1)	93.49		10:14:24.917
3 - D1	35.687	41.883	IN PIT	3:49.040 P	46.66	1:54.723	10:18:13.957
4 - D1	OUTLAP	42.532	39.069	2:05.655	85.05	11.338	10:20:19.612

P11 9 GTC Topcats Racing			Lamborghini Super Trofeo				
IDEAL LAP TIME : 1:57.746		BEST LAP TIME : 1:57.746		DIFFERENCE : 0.000			
D1: Warren GILBERT		D2: Jensen LUNN					
LAP	SECTOR 1	SECTOR 2	SECTOR 3	LAP TIME	MPH	DIFF	TIME OF DAY
1 - D1	OUTLAP	45.707	41.643	2:15.180	79.06	17.434	10:12:54.275
2 - D1	42.750	47.742	IN PIT	3:10.170 P	56.20	1:12.424	10:16:04.445
3 - D1	OUTLAP	41.558	39.527	2:03.613	86.46	5.867	10:18:08.058
4 - D1	37.902	41.243	38.601	1:57.746 (1)	90.77		10:20:05.804

P12 3 GTC Topcats Racing			Lamborghini Super Trofeo				
IDEAL LAP TIME : 1:58.733		BEST LAP TIME : 1:59.428		DIFFERENCE : 0.695			
D1: Charlotte GILBERT		D2: Charlotte BIRCH					
LAP	SECTOR 1	SECTOR 2	SECTOR 3	LAP TIME	MPH	DIFF	TIME OF DAY
1 - D1	OUTLAP	49.863	43.230	2:24.127	74.15	24.699	10:12:33.609
2 - D1	39.002	46.036	40.215	2:05.253	85.33	5.825	10:14:38.862
3 - D1	36.975	41.963	40.490	1:59.428 (1)	89.49		10:16:38.290
4 - D1	37.272	42.421	39.795	1:59.488 (2)	89.44	0.060	10:18:37.778
5 - D1	37.880	42.423	40.233	2:00.536 (3)	88.67	1.108	10:20:38.314



# GT Cup Championship

## SATURDAY PRACTICE - SECTOR ANALYSIS



SECTOR 1 = FL to I1, SECTOR 2 = I1 to I2, SECTOR 3 = I2 to FL, DIFF = Difference To Personal Best Lap, P = Crossed Finish Line in Pit Lane, D = Time Disallowed

<b>P13 86 GTH Caffeine Six by Parr Motorsport</b>				<b>Porsche Cayman Clubsport GT4</b>			
IDEAL LAP TIME : 1:59.502		BEST LAP TIME : 2:00.127		DIFFERENCE : 0.625			
D1: Timothy CRESWICK		D2: Chris DYMOND (P)					
LAP	SECTOR 1	SECTOR 2	SECTOR 3	LAP TIME	MPH	DIFF	TIME OF DAY

1 - D1	OUTLAP	43.944	39.878	2:06.545	84.46	6.418	10:12:36.739
2 - D1	37.888	43.406	<b>39.549</b>	2:00.843 (2)	88.44	0.716	10:14:37.582
3 - D1	<b>37.366</b>	<b>42.587</b>	40.174	<b>2:00.127 (1)</b>	<b>88.97</b>		<b>10:16:37.709</b>
4 - D1	37.510	43.131	41.132	2:01.773 (3)	87.77	1.646	10:18:39.482
5 - D1	38.397	43.344	41.326	2:03.067	86.84	2.940	10:20:42.549

<b>P14 26 GTH</b>		<b>Paddock Motorsport</b>		McLaren 570S GT4			
IDEAL LAP TIME : 2:00.638		BEST LAP TIME : 2:00.638		DIFFERENCE : 0.000			
D1: Tehmur CHOCHAN		D2: Moh RITSON (PS)					
LAP	SECTOR 1	SECTOR 2	SECTOR 3	LAP TIME	MPH	DIFF	TIME OF DAY

1 - D2	OUTLAP	44.291	IN PIT	3:08.057 P	56.83	1:07.419	10:14:39.036
2 - D2	OUTLAP	47.454	42.523	2:13.538	80.03	12.900	10:16:52.574
3 - D2	<b>37.794</b>	<b>42.882</b>	<b>39.962</b>	<b>2:00.638 (1)</b>	<b>88.59</b>		<b>10:18:53.212</b>
4 - D2	37.843	43.800	40.805	2:02.448 (2)	87.28	1.810	10:20:55.660

P15 65 GTH Trade Centre Formula Woman				Mclaren 570S GT4			
IDEAL LAP TIME : 2:00.427		BEST LAP TIME : 2:00.862		DIFFERENCE : 0.435			
D1: Sara MISIR		D2: Steph SORE					
LAP	SECTOR 1	SECTOR 2	SECTOR 3	LAP TIME	MPH	DIFF	TIME OF DAY

1 - D1	OUTLAP	44.337	41.477	2:08.399	83.24	7.537	10:12:42.362
2 - D1	38.568	43.688	40.191	2:02.447 (3)	87.28	1.585	10:14:44.809
3 - D1	38.079	44.292	40.250	2:02.621	87.16	1.759	10:16:47.430
4 - D1	37.826	43.119	<b>39.917</b>	<b>2:00.862 (1)</b>	<b>88.43</b>		<b>10:18:48.292</b>
5 - D1	<b>37.801</b>	<b>42.709</b>	40.506	2:01.016 (2)	88.31	0.154	10:20:49.308

<b>P16 50 GTH Valluga Racing</b>		<b>Porsche Cayman 718 RS Clubsport</b>					
IDEAL LAP TIME : 2:00.434		BEST LAP TIME : 2:00.942		DIFFERENCE : 0.508			
D1: James WALLIS		D2: Sam MAHER-LOUGHNAN (					
LAP	SECTOR 1	SECTOR 2	SECTOR 3	LAP TIME	MPH	DIFF	TIME OF DAY

1 - D1	OUTLAP	43.903	41.143	2:06.781	84.30	5.839	10:12:34.389
2 - D1	38.805	<b>42.443</b>	<b>39.694</b>	<b>2:00.942 (1)</b>	<b>88.37</b>		<b>10:14:35.331</b>
3 - D1	<b>38.297</b>	42.889	IN PIT	3:25.359 P	52.04	1:24.417	10:18:00.690
4 - D1	OUTLAP	44.330	41.788	2:11.754	81.12	10.812	10:20:12.444

P17 77 GTH Greystone GT		Mclaren 570S GT4					
IDEAL LAP TIME : 2:01.154		BEST LAP TIME : 2:01.154		DIFFERENCE : 0.000			
D1: Mark HOPTON		D2: Euan HANKEY (P)					
LAP	SECTOR 1	SECTOR 2	SECTOR 3	LAP TIME	MPH	DIFF	TIME OF DAY

1 - D1	OUTLAP	44.926	43.106	2:11.320	81.38	10.166	10:12:33.116
2 - D1	38.354	43.077	40.545	2:01.976 (2)	87.62	0.822	10:14:35.092
3 - D1	<b>38.126</b>	<b>42.754</b>	<b>40.274</b>	<b>2:01.154 (1)</b>	<b>88.21</b>		<b>10:16:36.246</b>
4 - D1	38.159	44.147	42.081	2:04.387 (3)	85.92	3.233	10:18:40.633

<b>P18 96 GTH Make Happen Racing</b>				Mercedes AMG GT4			
IDEAL LAP TIME : 2:01.296		BEST LAP TIME : 2:01.395		DIFFERENCE : 0.099			
D1: Jon CURRIE							
LAP	SECTOR 1	SECTOR 2	SECTOR 3	LAP TIME	MPH	DIFF	TIME OF DAY

1 - D1	OUTLAP	43.737	42.031	2:09.892	82.28	8.497	10:12:14.370
2 - D1	<b>37.839</b>	43.251	<b>40.305</b>	<b>2:01.395 (1)</b>	<b>88.04</b>		<b>10:14:15.765</b>
3 - D1	38.494	<b>43.152</b>	40.938	2:02.584 (3)	87.18	1.189	10:16:18.349
4 - D1	38.525	43.351	42.869	2:04.745	85.67	3.350	10:18:23.094
5 - D1	38.293	43.154	40.376	2:01.823 (2)	87.73	0.428	10:20:24.917



# GT Cup Championship

## SATURDAY PRACTICE - SECTOR ANALYSIS



SECTOR 1 = FL to I1, SECTOR 2 = I1 to I2, SECTOR 3 = I2 to FL, DIFF = Difference To Personal Best Lap, P = Crossed Finish Line in Pit Lane, D = Time Disallowed

<b>P19</b>	<b>7 GTO</b>	<b>Raw Motorsport</b>	<b>Radical RXC</b>				
IDEAL LAP TIME : 1:58.598		BEST LAP TIME : 2:01.400		DIFFERENCE : 2.802			
D1: Steve BURGESS		D2: Ben DIMMACK					
LAP	SECTOR 1	SECTOR 2	SECTOR 3	LAP TIME	MPH	DIFF	TIME OF DAY

1 - D1	OUTLAP	43.711	40.675	2:09.571	82.48	8.171	10:12:20.547
2 - D1	38.293	43.324	<b>40.231</b>	2:01.848 (2)	87.71	0.448	10:14:22.395
3 - D1	37.047	43.694	40.659	<b>2:01.400 (1)</b>	<b>88.04</b>		<b>10:16:23.795</b>

<b>P20</b>		<b>17 GTH</b>	<b>Orange Racing powered by JMH</b>		<b>Mclaren 570S GT4</b>		
IDEAL LAP TIME : 2:01.718		BEST LAP TIME : 2:01.749		DIFFERENCE : 0.031			
D1: Russell LINDSAY		D2: Patrick COLLINS					
LAP	SECTOR 1	SECTOR 2	SECTOR 3	LAP TIME	MPH	DIFF	TIME OF DAY

1 - D1	OUTLAP	45.755	42.709	2:13.217	80.23	11.468	10:13:51.820
2 - D1	39.036	44.580	IN PIT	3:56.884 P	45.11	1:55.135	10:17:48.704
3 - D1	OUTLAP	43.420	<b>40.733</b>	2:07.027	84.14	5.278	10:19:55.731
4 - D1	<b>37.980</b>	<b>43.005</b>	40.764	<b>2:01.749 (1)</b>	<b>87.78</b>		<b>10:21:57.480</b>

<b>P21</b>	<b>25 GTH</b>	<b>Paddock Motorsport</b>	Mclaren 570S GT4				
IDEAL LAP TIME : 2:01.172		BEST LAP TIME : 2:01.774		DIFFERENCE : 0.602			
D1: Kavi JUNDU		D2: Adam HATFIELD (PS)					
LAP	SECTOR 1	SECTOR 2	SECTOR 3	LAP TIME	MPH	DIFF	TIME OF DAY

1 - D1	OUTLAP	44.394	41.045	2:08.678	83.06	6.904	10:12:41.591
2 - D1	38.209	43.361	<b>40.204</b>	<b>2:01.774 (1)</b>	<b>87.76</b>		<b>10:14:43.365</b>
3 - D1	<b>38.023</b>	<b>42.945</b>	IN PIT	3:57.754 P	44.95	1:55.980	10:18:41.119
4 - D1	OUTLAP	43.988	41.201	2:07.730	83.67	5.956	10:20:48.849

<b>P22</b>	<b>14 GTH</b>	<b>Greystone GT</b>	<b>Mclaren 570S GT4</b>				
IDEAL LAP TIME : 1:59.399		BEST LAP TIME : 2:01.792		DIFFERENCE : 2.393			
D1: Phillip CARTER		D2: Michael BROADHURST (P)					
LAP	SECTOR 1	SECTOR 2	SECTOR 3	LAP TIME	MPH	DIFF	TIME OF DAY

1 - D1	OUTLAP	45.146	46.541	2:13.642	79.97	11.850	10:12:32.028
2 - D1	<b>36.908</b>	<b>42.037</b>	IN PIT	4:17.404 P	41.52	2:15.612	10:16:49.432
3 - D1	OUTLAP	43.346	47.401	2:15.262	79.01	13.470	10:19:04.694
4 - D1	38.676	42.662	<b>40.454</b>	<b>2:01.792 (1)</b>	<b>87.75</b>		<b>10:21:06.486</b>

<b>P23</b>		<b>69 GTH</b>	<b>Make Happen Racing</b>	Mercedes AMG GT4			
IDEAL LAP TIME : 2:02.786		BEST LAP TIME : 2:02.786		DIFFERENCE : 0.000			
D1: Stephen WALTON		D2: Chris HART					
LAP	SECTOR 1	SECTOR 2	SECTOR 3	LAP TIME	MPH	DIFF	TIME OF DAY

1 - D1	OUTLAP	46.428	43.460	2:15.555	78.84	12.769	10:12:21.205
2 - D1	39.375	45.554	43.862	2:08.791 (3)	82.98	6.005	10:14:29.996
3 - D1	38.553	43.835	42.001	2:04.389 (2)	85.92	1.603	10:16:34.385
4 - D1	<b>38.343</b>	<b>43.299</b>	<b>41.144</b>	<b>2:02.786 (1)</b>	<b>87.04</b>		<b>10:18:37.171</b>

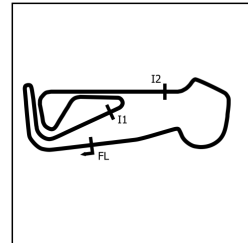
<b>P24 64 GTH</b>		<b>Trade Centre Formula Woman</b>		<b>Mclaren 570S GT4</b>			
IDEAL LAP TIME : 2:02.963		BEST LAP TIME : 2:03.342		DIFFERENCE : 0.379			
D1: Erika HOFFMANN		D2: Jodie SLOSS					
LAP	SECTOR 1	SECTOR 2	SECTOR 3	LAP TIME	MPH	DIFF	TIME OF DAY

1 - D1	OUTLAP	45.775	44.560	2:15.268	79.01	11.926	10:12:23.435
2 - D1	38.964	45.290	44.044	2:08.298 (3)	83.30	4.956	10:14:31.733
3 - D1	38.977	44.011	<b>41.171</b>	2:04.159 (2)	86.08	0.817	10:16:35.892
4 - D1	<b>38.119</b>	<b>43.673</b>	41.550	<b>2:03.342 (1)</b>	<b>86.65</b>		<b>10:18:39.234</b>



## GT Cup Championship

### SATURDAY PRACTICE - SECTOR ANALYSIS



SECTOR 1 = FL to I1, SECTOR 2 = I1 to I2, SECTOR 3 = I2 to FL, DIFF = Difference To Personal Best Lap, P = Crossed Finish Line in Pit Lane, D = Time Disallowed

P25 80 GTH Greystone GT				McLaren 570S GT4			
IDEAL LAP TIME : 2:06.562		BEST LAP TIME : 2:07.064		DIFFERENCE : 0.502			
D1: Ron TRENKA		D2: Jon LANCASTER (P)					
LAP	SECTOR 1	SECTOR 2	SECTOR 3	LAP TIME	MPH	DIFF	TIME OF DAY
1 - D1	OUTLAP	48.391	44.622	2:20.062	76.30	12.998	10:13:25.286
2 - D1	40.487	45.419	<b>42.299</b>	2:08.205 (2)	83.36	1.141	10:15:33.491
<b>3 - D1</b>	<b>39.505</b>	<b>44.758</b>	42.801	<b>2:07.064 (1)</b>	<b>84.11</b>		<b>10:17:40.555</b>
4 - D1	41.800	45.145	42.898	2:09.843 (3)	82.31	2.779	10:19:50.398
5 - D1	40.093	45.579	46.626	2:12.298	80.78	5.234	10:22:02.696



## SATURDAY PRACTICE - BEST SECTORS

Printed - 10:26 Saturday, 11 June 2022



## GT Cup Championship

### SATURDAY PRACTICE - STATISTICS

<b>Competitors Started</b>	25
<b>Planned Start</b>	2022-06-11 @ 10:10:00.000
<b>Actual Start</b>	2022-06-11 @ 10:10:02.179
<b>Finish Time</b>	2022-06-11 @ 10:20:02.677
<b>Track Length</b>	2.9689mi.
<b>Total Laps</b>	107
<b>Total Distance Covered</b>	317.6735mi.

#### Session Fastest Lap History

NO	CL	NAME	LAP TIME	TIME OF DAY	LAP	VEHICLE
23	GT3	Greystone GT	1:55.948	10:14:15.672	2	McLaren 720S GT3
56	GTC	FF Corse	1:54.874	10:14:15.812	2	Ferrari Challenge 488 EVO
247	GTC	Racelab	1:54.317	10:14:24.919	2	Ferrari Challenge 488
4	GT3	Tecserve	1:47.264	10:14:47.197	2	Mercedes AMG GT3

#### Flag History

TYPE	TIME OF DAY
GREEN	10:10:02.179
FINISH	10:20:02.677

#### Flag Statistics

TYPE	COUNT	TOTAL LAPS	TOTAL TIME
Green	1	5	15:07.084
Red	0	0	0.000
Safety Car	0	0	0.000
FCY	0	0	0.000



## GT Cup Championship

### SATURDAY PRACTICE - STATISTICS

CLASS : GTC

4 Starters

#### Fastest Lap History

NO	NAME	LAP TIME	TIME OF DAY	LAP	VEHICLE
56	FF Corse	1:54.874	10:14:15.812	2	Ferrari Challenge 488 EVO
247	Racelab	1:54.317	10:14:24.919	2	Ferrari Challenge 488
56	FF Corse	1:52.357	10:16:08.242	3	Ferrari Challenge 488 EVO



## GT Cup Championship

### SATURDAY PRACTICE - STATISTICS

CLASS : GT3

8 Starters

#### Fastest Lap History

NO	NAME	LAP TIME	TIME OF DAY	LAP	VEHICLE
23	Greystone GT	1:55.948	10:14:15.672	2	Mclaren 720S GT3
66	Enduro Motorsport	1:55.424	10:14:22.161	2	Mclaren 720S GT3
4	Tecserve	1:47.264	10:14:47.197	2	Mercedes AMG GT3



## GT Cup Championship

### SATURDAY PRACTICE - STATISTICS

CLASS : GTO

1 Starters

#### Fastest Lap History

NO	NAME	LAP TIME	TIME OF DAY	LAP	VEHICLE
7	Raw Motorsport	2:01.848	10:14:22.412	2	Radical RXC
7	Raw Motorsport	2:01.400	10:16:23.811	3	Radical RXC



## GT Cup Championship

### SATURDAY PRACTICE - STATISTICS

CLASS : GTH

12 Starters

#### Fastest Lap History

NO	NAME	LAP TIME	TIME OF DAY	LAP	VEHICLE
96	Make Happen Racing	2:01.395	10:14:15.765	2	Mercedes AMG GT4
50	Valluga Racing	2:00.942	10:14:35.355	2	Porsche Cayman 718 RS Clubsport
86	Caffeine Six by Parr Motorsport	2:00.843	10:14:37.601	2	Porsche Cayman Clubsport GT4
86	Caffeine Six by Parr Motorsport	2:00.127	10:16:37.728	3	Porsche Cayman Clubsport GT4



# GT Cup Championship

## SATURDAY QUALIFYING (GROUP 1) - CLASSIFICATION

POS	NO	CL	PIC	TEAM / DRIVERS	CAR	TIME	ON	LAPS	GAP	DIFF	MPH
1	66 *	GT3	1	Enduro Motorsport Morgan TILLBROOK / Marcus CLUTTON (P)	McLaren 720S GT3	1:48.575	6	6			98.43
2	16 *	GT3	2	Ram Racing Ian LOGGIE	Mercedes AMG GT3	1:49.366	5	5	0.791	0.791	97.72
3	23	GT3	3	Greystone GT Ian CAMPBELL / Olli WEBB (P)	McLaren 720S GT3	1:49.764	6	6	1.189	0.398	97.37
4	61 *	GT3	4	Scott Sport John DHILLON / Andrea AMICI (P)	Lamborghini Huracan GT3	1:49.947	3	5	1.372	0.183	97.21
5	67 *	GT3	5	Orange Racing powered by JMH Simon ORANGE / Michael O'BRIEN (P)	McLaren 720S GT3	1:49.949	5	5	1.374	0.002	97.20
6	11	GT3	6	Ram Racing Mike PRICE / Callum MACLEOD (P)	Mercedes AMG GT3	1:50.473	5	5	1.898	0.524	96.74
7	5	GTO	1	CTR Developments Richard CHAMBERLAIN	Porsche 935	1:50.996	4	5	2.421	0.523	96.29
8	4 *	GT3	7	Tecserve Grahame TILLEY / Will TREGURTHA (P)	Mercedes AMG GT3	1:51.331	3	5	2.756	0.335	96.00
9	44 *	GT3	8	Paddock Motorsport Steve RUSTON / John WHITEHOUSE	McLaren 720S GT3	1:52.658	3	5	4.083	1.327	94.87
10	247	GTC	1	Racelab Lucky KHERA	Ferrari Challenge 488	1:52.983	2	5	4.408	0.325	94.59
11	9	GTC	2	Topcats Racing Warren GILBERT / Jensen LUNN	Lamborghini Super Trofeo	1:53.118	4	4	4.543	0.135	94.48
12	7	GTO	2	Raw Motorsport Steve BURGESS / Ben DIMMACK	Radical RXC	1:55.414	3	4	6.839	2.296	92.60
13	3 *	GTC	3	Topcats Racing Charlotte GILBERT / Charlotte BIRCH	Lamborghini Super Trofeo	1:56.181	4	5	7.606	0.767	91.99
14	56	GTC	4	FF Corse Roy MILLINGTON / Benny SIMONSEN (P)	Ferrari Challenge 488 EVO	1:56.329	2	5	7.754	0.148	91.87

\*Car 67 - poor transponder signal, please check / reposition.

No. 4, 44, 66 - 1 Lap time disallowed; exceeding track limits.

No. 3, 16, 61 - 2 Lap times disallowed; exceeding track limits.

Weather / Track : Sunny / Dry

These results are provisional until the conclusion of any judicial and technical matters.

Snetterton 300: 2.9689 miles

Date: 11/06/2022 Start: 10:25 Finish: 10:35

Clerk Of Course : Simon Gnana-Pragasam

Stewards :

Timekeeper : Nick Palmer



# GT Cup Championship

## SATURDAY QUALIFYING (GROUP 1) - SECTOR ANALYSIS



SECTOR 1 = FL to I1, SECTOR 2 = I1 to I2, SECTOR 3 = I2 to FL, DIFF = Difference To Personal Best Lap, P = Crossed Finish Line in Pit Lane, D = Time Disallowed

P1 66 GT3 Enduro Motorsport			McLaren 720S GT3				
IDEAL LAP TIME : 1:48.540			BEST LAP TIME : 1:48.575		DIFFERENCE : 0.035		
D1: Morgan TILLBROOK			D2: Marcus CLUTTON (P)				
LAP	SECTOR 1	SECTOR 2	SECTOR 3	LAP TIME	MPH	DIFF	TIME OF DAY
1 - D2	OUTLAP	42.427	46.085	2:08.113	83.42	19.538	10:27:37.149
2 - D2	34.047	39.184	36.347	1:49.578	97.53	1.003	10:29:26.727
3 - D2	34.079	38.882	36.046	1:49.007 (2)	98.04	0.432	10:31:15.734
4 - D2	33.769	40.838	37.622	1:52.229 D	95.23	3.654	10:33:07.963
5 - D2	33.843	39.017	36.172	1:49.032 (3)	98.02	0.457	10:34:56.995
6 - D2	33.773	38.725	36.077	1:48.575 (1)	98.43		10:36:45.570

P2 16 GT3 Ram Racing			Mercedes AMG GT3				
IDEAL LAP TIME : 1:48.575		BEST LAP TIME : 1:49.366		DIFFERENCE : 0.791			
D1: Ian LOGGIE							
LAP	SECTOR 1	SECTOR 2	SECTOR 3	LAP TIME	MPH	DIFF	TIME OF DAY
1 - D1	OUTLAP	43.264	38.843	2:10.155	82.11	20.789	10:28:43.311
2 - D1	33.929	39.011	36.355	1:49.295 D	97.79		10:30:32.606
3 - D1	33.677	39.116	36.152	1:48.945 D	98.10		10:32:21.551
4 - D1	40.863	42.334	37.879	2:01.076 (2)	88.27	11.710	10:34:22.627
5 - D1	34.222	39.257	35.887	1:49.366 (1)	97.72		10:36:11.993

P3 23 GT3 Greystone GT			Mclaren 720S GT3				
IDEAL LAP TIME : 1:49.579			BEST LAP TIME : 1:49.764		DIFFERENCE : 0.185		
D1: Ian CAMPBELL			D2: Olli WEBB (P)				
LAP	SECTOR 1	SECTOR 2	SECTOR 3	LAP TIME	MPH	DIFF	TIME OF DAY
1 - D1	OUTLAP	40.106	37.345	1:56.975	91.37	7.211	10:27:38.372
2 - D1	34.996	39.773	36.432	1:51.201	96.11	1.437	10:29:29.573
3 - D1	34.371	39.199	36.318	1:49.888 (2)	97.26	0.124	10:31:19.461
4 - D1	34.222	39.599	37.088	1:50.909	96.36	1.145	10:33:10.370
5 - D1	34.333	39.375	36.219	1:49.927 (3)	97.22	0.163	10:35:00.297
6 - D1	34.312	39.294	36.158	1:49.764 (1)	97.37		10:36:50.061

P4 61 GT3 Scott Sport			Lamborghini Huracan GT3				
IDEAL LAP TIME : 1:49.572			BEST LAP TIME : 1:49.947		DIFFERENCE : 0.375		
D1: John DHILLON			D2: Andrea AMICI (P)				
LAP	SECTOR 1	SECTOR 2	SECTOR 3	LAP TIME	MPH	DIFF	TIME OF DAY
1 - D1	OUTLAP	40.389	37.130	1:57.094	91.27	7.147	10:27:58.582
2 - D1	33.919	39.070	36.600	4:49.589 D	97.52		10:29:48.171
3 - D1	33.978	39.270	36.699	1:49.947 (1)	97.21		10:31:38.118
4 - D1	34.513	39.317	36.583	1:50.413 (2)	96.80	0.466	10:33:28.531
5 - D1	34.159	39.628	36.616	1:50.403 D	96.80	0.456	10:35:18.934

P5 67 GT3 Orange Racing powered by JMH			Mclaren 720S GT3				
IDEAL LAP TIME : 1:49.533			BEST LAP TIME : 1:49.949		DIFFERENCE : 0.416		
D1: Simon ORANGE			D2: Michael O'BRIEN (P)				
LAP	SECTOR 1	SECTOR 2	SECTOR 3	LAP TIME	MPH	DIFF	TIME OF DAY
1 - D1	OUTLAP	44.247	38.920	2:02.397	87.32	12.448	10:28:13.351
2 - D1	34.791	39.949	37.055	1:51.795	95.60	1.846	10:30:05.146
3 - D1	34.737	39.596	36.764	1:51.097 (3)	96.20	1.148	10:31:56.243
4 - D1	34.288	39.228	36.681	1:50.197 (2)	96.99	0.248	10:33:46.440
5 - D1	33.995	39.644	36.310	1:49.949 (1)	97.20		10:35:36.389



# GT Cup Championship

## SATURDAY QUALIFYING (GROUP 1) - SECTOR ANALYSIS



SECTOR 1 = FL to I1, SECTOR 2 = I1 to I2, SECTOR 3 = I2 to FL, DIFF = Difference To Personal Best Lap, P = Crossed Finish Line in Pit Lane, D = Time Disallowed

<b>P6</b>	<b>11</b>	<b>GT3</b>	<b>Ram Racing</b>	<b>Mercedes AMG GT3</b>			
IDEAL LAP TIME : 1:50.290		BEST LAP TIME : 1:50.473		DIFFERENCE : 0.183			
D1: Mike PRICE		D2: Callum MACLEOD (P)					
LAP	SECTOR 1	SECTOR 2	SECTOR 3	LAP TIME	MPH	DIFF	TIME OF DAY

1 - D2	OUTLAP	40.400	38.084	1:59.455	89.47	8.982	10:28:25.969
2 - D2	34.891	40.718	37.642	1:53.251	94.37	2.778	10:30:19.220
3 - D2	35.698	39.660	37.014	1:52.372 (3)	95.11	1.899	10:32:11.592
4 - D2	<b>34.335</b>	39.458	36.702	1:50.495 (2)	96.72	0.022	10:34:02.087
5 - D2	34.518	<b>39.385</b>	<b>36.570</b>	<b>1:50.473 (1)</b>	<b>96.74</b>		<b>10:35:52.560</b>

<b>P7</b>		<b>5 GTO</b>	<b>CTR Developments</b>	Porsche 935			
IDEAL LAP TIME : 1:50.996		BEST LAP TIME : 1:50.996		DIFFERENCE : 0.000			
D1: Richard CHAMBERLAIN							
LAP	SECTOR 1	SECTOR 2	SECTOR 3	LAP TIME	MPH	DIFF	TIME OF DAY

1 - D1	OUTLAP	43.237	39.196	2:05.168	85.38	14.172	10:28:43.930
2 - D1	41.992	48.513	42.023	2:12.528	80.64	21.532	10:30:56.458
3 - D1	34.766	40.075	37.211	1:52.052 (2)	95.38	1.056	10:32:48.510
4 - D1	<b>34.353</b>	<b>39.780</b>	<b>36.863</b>	<b>1:50.996 (1)</b>	<b>96.29</b>		<b>10:34:39.506</b>
5 - D1	40.950	46.427	40.186	2:07.563 (3)	83.78	16.567	10:36:47.069

P8		4 GT3		Tecserve		Mercedes AMG GT3	
IDEAL LAP TIME : 1:51.283		BEST LAP TIME : 1:51.331		DIFFERENCE : 0.048			
D1: Grahame TILLEY		D2: Will TREGURTHA (P)					
LAP	SECTOR 1	SECTOR 2	SECTOR 3	LAP TIME	MPH	DIFF	TIME OF DAY

1 - D1	OUTLAP	40.608	37.594	1:59.429	89.49	8.098	10:29:07.532
2 - D1	34.907	39.994	37.175	1:52.076 (3)	95.36	0.745	10:30:59.608
3 - D1	<b>34.598</b>	39.604	<b>37.129</b>	<b>1:51.331 (1)</b>	<b>96.00</b>		<b>10:32:50.939</b>
4 - D1	34.737	<b>39.556</b>	37.201	1:51.494 (2)	95.86	0.163	10:34:42.433
5 - D1	34.682	39.748	1:03.482	2:17.942 D	77.49	26.581	10:37:00.345

<b>P9</b>		<b>44</b>	<b>GT3</b>	<b>Paddock Motorsport</b>	<b>Mclaren 720S GT3</b>		
IDEAL LAP TIME : 1:52.451		BEST LAP TIME : 1:52.658		DIFFERENCE : 0.207			
D1: Steve RUSTON		D2: John WHITEHOUSE					
LAP	SECTOR 1	SECTOR 2	SECTOR 3	LAP TIME	MPH	DIFF	TIME OF DAY

1 - D1	OUTLAP	40.620	54.404	2:15.973	78.60	23.315	10:28:43.295
2 - D1	35.926	<b>39.869</b>	37.929	<del>1:53.724</del> D	93.98	1.066	10:30:37.019
3 - D1	35.154	39.875	37.629	<b>1:52.658 (1)</b>	<b>94.87</b>		<b>10:32:29.677</b>
4 - D1	35.403	40.136	37.992	1:53.531 (3)	94.14	0.873	10:34:23.208
5 - D1	<b>35.085</b>	40.195	<b>37.497</b>	1:52.777 (2)	94.77	0.119	10:36:15.985

P10 247 GTC		Racelab		Ferrari Challenge 488			
IDEAL LAP TIME : 1:52.735		BEST LAP TIME : 1:52.983		DIFFERENCE : 0.248			
D1: Lucky KHERA							
LAP	SECTOR 1	SECTOR 2	SECTOR 3	LAP TIME	MPH	DIFF	TIME OF DAY

1 - D1	OUTLAP	41.137	42.966	2:08.604	83.10	15.621	10:28:33.349
2 - D1	35.378	40.398	<b>37.207</b>	<b>1:52.983 (1)</b>	<b>94.59</b>		<b>10:30:26.332</b>
3 - D1	<b>35.317</b>	40.241	37.514	1:53.072 (2)	94.52	0.089	10:32:19.404
4 - D1	35.361	<b>40.211</b>	37.570	1:53.142 (3)	94.46	0.159	10:34:12.546
5 - D1	48.289	48.016	39.421	2:15.726	78.74	22.743	10:36:28.272

<b>P11</b>		<b>9 GTC</b>	<b>Topcats Racing</b>	Lamborghini Super Trofeo			
IDEAL LAP TIME : 1:53.118		BEST LAP TIME : 1:53.118		DIFFERENCE : 0.000			
D1: Warren GILBERT		D2: Jensen LUNN					
LAP	SECTOR 1	SECTOR 2	SECTOR 3	LAP TIME	MPH	DIFF	TIME OF DAY

1 - D1	OUTLAP	40.979	38.862	2:01.222	88.16	8.104	10:28:31.028
2 - D1	35.513	40.770	37.928	1:54.211 (2)	93.58	1.093	10:30:25.239
3 - D1	36.879	41.023	37.936	1:55.838 (3)	92.26	2.720	10:32:21.077
4 - D1	<b>35.472</b>	<b>39.997</b>	<b>37.649</b>	<b>1:53.118 (1)</b>	<b>94.48</b>		<b>10:34:14.195</b>



# GT Cup Championship

## SATURDAY QUALIFYING (GROUP 1) - SECTOR ANALYSIS



SECTOR 1 = FL to I1, SECTOR 2 = I1 to I2, SECTOR 3 = I2 to FL, DIFF = Difference To Personal Best Lap, P = Crossed Finish Line in Pit Lane, D = Time Disallowed

<b>P12</b>		<b>7 GTO</b>	<b>Raw Motorsport</b>		<b>Radical RXC</b>			
IDEAL LAP TIME : 1:54.893		BEST LAP TIME : 1:55.414		DIFFERENCE : 0.521				
D1: Steve BURGESS		D2: Ben DIMMACK						
LAP	SECTOR 1		SECTOR 2	SECTOR 3	LAP TIME	MPH	DIFF	TIME OF DAY
1 - D1	OUTLAP		41.952	38.466	2:00.411	88.76	4.997	10:28:08.056
2 - D1	36.478		41.881	<b>38.223</b>	1:56.582 (2)	91.67	1.168	10:30:04.638
3 - <b>D1</b>	36.043		<b>40.994</b>	38.377	<b>1:55.414 (1)</b>	<b>92.60</b>		<b>10:32:00.052</b>
4 - D1	40.072		46.077	42.307	2:08.456 (3)	83.20	13.042	10:34:08.508

<b>P13</b>		<b>3 GTC</b>	<b>Topcats Racing</b>		<b>Lamborghini Super Trofeo</b>			
IDEAL LAP TIME : 1:55.932		BEST LAP TIME : 1:56.181		DIFFERENCE : 0.249				
D1: Charlotte GILBERT		D2: Charlotte BIRCH						
LAP	SECTOR 1		SECTOR 2	SECTOR 3	LAP TIME	MPH	DIFF	TIME OF DAY
1 - D1	OUTLAP		43.193	40.273	2:06.580	84.43	10.399	10:28:19.968
2 - D1	36.944		41.726	39.290	<del>1:57.960</del> <b>D</b>	90.60	1.779	10:30:17.928
3 - D1	37.384		41.508	39.381	<del>1:58.273</del> <b>D</b>	90.36	2.092	10:32:16.201
4 - <b>D1</b>	36.306		<b>40.926</b>	38.949	<b>1:56.181 (1)</b>	<b>91.99</b>		<b>10:34:12.382</b>
5 - D1	<b>36.287</b>		41.312	<b>38.719</b>	1:56.318 (2)	91.88	0.137	10:36:08.700

<b>P14</b>		<b>56 GTC</b>	<b>FF Corse</b>		<b>Ferrari Challenge 488 EVO</b>			
IDEAL LAP TIME : 1:56.238		BEST LAP TIME : 1:56.329		DIFFERENCE : 0.091				
D1: Roy MILLINGTON		D2: Benny SIMONSEN (P)						
LAP	SECTOR 1		SECTOR 2	SECTOR 3	LAP TIME	MPH	DIFF	TIME OF DAY
1 - D1	OUTLAP		42.208	40.309	2:03.905	86.26	7.576	10:27:18.975
2 - <b>D1</b>	<b>36.239</b>		<b>41.037</b>	39.053	<b>1:56.329 (1)</b>	<b>91.87</b>		<b>10:29:15.304</b>
3 - D1	36.726		41.217	39.214	1:57.157 (3)	91.22	0.828	10:31:12.461
4 - D1	36.308		44.989	39.534	2:00.831	88.45	4.502	10:33:13.292
5 - D1	36.694		41.335	<b>38.962</b>	1:56.991 (2)	91.35	0.662	10:35:10.283



# GT Cup Championship

## SATURDAY QUALIFYING (GROUP 1) - BEST SECTORS

SECTOR 1				SECTOR 2				SECTOR 3				IDEAL / BEST COMPARISON				
POS	NO	NAME	TIME	NO	NAME	TIME	NO	NAME	TIME	POS	NO	NAME	IDEAL	BEST	DIFF	
										PERFECT LAP		1:48.289				
1	16	Ram Racing	33.677	66	Enduro Motorsport	38.725	16	Ram Racing	35.887	1	66	Enduro Motorsport	1:48.540	1:48.575	0.035	
2	66	Enduro Motorsport	33.769	16	Ram Racing	39.011	66	Enduro Motorsport	36.046	2	16	Ram Racing	1:48.575	1:49.366	0.791	
3	61	Scott Sport	33.919	61	Scott Sport	39.070	23	Greystone GT	36.158	3	67	Orange Racing powered by JMH	1:49.533	1:49.949	0.416	
4	67	Orange Racing powered by JMH	33.995	23	Greystone GT	39.199	67	Orange Racing powered by JMH	36.310	4	61	Scott Sport	1:49.572	1:49.947	0.375	
5	23	Greystone GT	34.222	67	Orange Racing powered by JMH	39.228	11	Ram Racing	36.570	5	23	Greystone GT	1:49.579	1:49.764	0.185	
6	11	Ram Racing	34.335	11	Ram Racing	39.385	61	Scott Sport	36.583	6	11	Ram Racing	1:50.290	1:50.473	0.183	
7	5	CTR Developments	34.353	4	Tecserve	39.556	5	CTR Developments	36.863	7	5	CTR Developments	1:50.996	1:50.996	0.000	
8	4	Tecserve	34.598	5	CTR Developments	39.780	4	Tecserve	37.129	8	4	Tecserve	1:51.283	1:51.331	0.048	
9	44	Paddock Motorsport	35.085	44	Paddock Motorsport	39.869	247	Racelab	37.207	9	44	Paddock Motorsport	1:52.451	1:52.658	0.207	
10	247	Racelab	35.317	9	Topcats Racing	39.997	44	Paddock Motorsport	37.497	10	247	Racelab	1:52.735	1:52.983	0.248	
11	9	Topcats Racing	35.472	247	Racelab	40.211	9	Topcats Racing	37.649	11	9	Topcats Racing	1:53.118	1:53.118	0.000	
12	7	Raw Motorsport	35.676	3	Topcats Racing	40.926	7	Raw Motorsport	38.223	12	7	Raw Motorsport	1:54.893	1:55.414	0.521	
13	56	FF Corse	36.239	7	Raw Motorsport	40.994	3	Topcats Racing	38.719	13	3	Topcats Racing	1:55.932	1:56.181	0.249	
14	3	Topcats Racing	36.287	56	FF Corse	41.037	56	FF Corse	38.962	14	56	FF Corse	1:56.238	1:56.329	0.091	



## GT Cup Championship

### SATURDAY QUALIFYING (GROUP 1) - STATISTICS

Competitors Started	14
Planned Start	2022-06-11 @ 10:25:00.000
Actual Start	2022-06-11 @ 10:25:11.303
Finish Time	2022-06-11 @ 10:35:08.511
Track Length	2.9689mi.
Total Laps	70
Total Distance Covered	207.8238mi.

#### Session Fastest Lap History

NO	CL	NAME	LAP TIME	TIME OF DAY	LAP	VEHICLE
56	GTC	FF Corse	1:56.329	10:29:15.303	2	Ferrari Challenge 488 EVO
66	GT3	Enduro Motorsport	1:49.578	10:29:26.736	2	McLaren 720S GT3
66	GT3	Enduro Motorsport	1:49.007	10:31:15.743	3	McLaren 720S GT3
66	GT3	Enduro Motorsport	1:48.575	10:36:45.579	6	McLaren 720S GT3

#### Flag History

TYPE	TIME OF DAY
GREEN	10:25:11.303
FINISH	10:35:08.511

#### Flag Statistics

TYPE	COUNT	TOTAL LAPS	TOTAL TIME
Green	1	6	14:59.436
Red	0	0	0.000
Safety Car	0	0	0.000
FCY	0	0	0.000



## GT Cup Championship

### SATURDAY QUALIFYING (GROUP 1) - STATISTICS

CLASS : GTC

4 Starters

#### Fastest Lap History

NO	NAME	LAP TIME	TIME OF DAY	LAP	VEHICLE
56	FF Corse	1:56.329	10:29:15.303	2	Ferrari Challenge 488 EVO
9	Topcats Racing	1:54.211	10:30:25.252	2	Lamborghini Super Trofeo
247	Racelab	1:52.983	10:30:26.334	2	Ferrari Challenge 488



## GT Cup Championship

### SATURDAY QUALIFYING (GROUP 1) - STATISTICS

**CLASS : GT3**

**8 Starters**

#### Fastest Lap History

NO	NAME	LAP TIME	TIME OF DAY	LAP	VEHICLE
66	Enduro Motorsport	<b>1:49.578</b>	10:29:26.736	2	Mclaren 720S GT3
66	Enduro Motorsport	<b>1:49.007</b>	10:31:15.743	3	Mclaren 720S GT3
66	Enduro Motorsport	<b>1:48.575</b>	10:36:45.579	6	Mclaren 720S GT3



## GT Cup Championship

### SATURDAY QUALIFYING (GROUP 1) - STATISTICS

CLASS : GTO

2 Starters

#### Fastest Lap History

NO	NAME	LAP TIME	TIME OF DAY	LAP	VEHICLE
7	Raw Motorsport	1:56.582	10:30:04.653	2	Radical RXC
7	Raw Motorsport	1:55.414	10:32:00.068	3	Radical RXC
5	CTR Developments	1:52.052	10:32:48.523	3	Porsche 935
5	CTR Developments	1:50.996	10:34:39.518	4	Porsche 935



# GT Cup Championship

## SATURDAY QUALIFYING (GROUP 2) - CLASSIFICATION

POS	NO	CL	PIC	TEAM / DRIVERS	CAR	TIME	ON	LAPS	GAP	DIFF	MPH
1	69 *	GTH	1	Make Happen Racing Stephen WALTON / Chris HART	Mercedes AMG GT4	1:57.341	5	5			91.08
2	17	GTH	2	Orange Racing powered by JMH Russell LINDSAY / Patrick COLLINS	Mclaren 570S GT4	1:57.723	2	4	0.382	0.382	90.79
3	50 *	GTH	3	Valluga Racing James WALLIS / Sam MAHER-LOUGHNAN (P)	Porsche Cayman 718 RS Clubsport	1:58.342	3	5	1.001	0.619	90.31
4	25 *	GTH	4	Paddock Motorsport Kavi JUNDU / Adam HATFIELD (PS)	Mclaren 570S GT4	1:58.513	4	4	1.172	0.171	90.18
5	26	GTH	5	Paddock Motorsport Tehmur CHOHAN / Moh RITSON (PS)	Mclaren 570S GT4	1:58.915	3	4	1.574	0.402	89.88
6	77	GTH	6	Greystone GT Mark HOPTON / Euan HANKEY (P)	Mclaren 570S GT4	1:58.992	4	5	1.651	0.077	89.82
7	14	GTH	7	Greystone GT Phillip CARTER / Michael BROADHURST (P)	Mclaren 570S GT4	1:59.367	5	5	2.026	0.375	89.53
8	96 *	GTH	8	Make Happen Racing Jon CURRIE	Mercedes AMG GT4	1:59.411	5	5	2.070	0.044	89.50
9	86	GTH	9	Caffeine Six by Parr Motorsport Timothy CRESWICK / Chris DYMOND (P)	Porsche Cayman Clubsport GT4	1:59.812	2	5	2.471	0.401	89.20
10	64	GTH	10	Trade Centre Formula Woman Erika HOFFMANN / Jodie SLOSS	Mclaren 570S GT4	2:01.361	4	5	4.020	1.549	88.06
11	65	GTH	11	Trade Centre Formula Woman Sara MISIR / Steph SORE	Mclaren 570S GT4	2:02.698	3	5	5.357	1.337	87.10
12	80	GTH	12	Greystone GT Ron TRENKA / Jon LANCASTER (P)	Mclaren 570S GT4	2:07.367	4	4	10.026	4.669	83.91

No. 25, 50, 69, 96 - 1 Lap time disallowed; exceeding track limits.

Weather / Track : Sunny / Dry

These results are provisional until the conclusion of any judicial and technical matters.

Snetterton 300: 2.9689 miles

Date: 11/06/2022 Start: 10:40 Finish: 10:50

Clerk Of Course : Simon Gnana-Pragasam

Stewards :

Timekeeper : Nick Palmer



# GT Cup Championship

## SATURDAY QUALIFYING (GROUP 2) - SECTOR ANALYSIS



SECTOR 1 = FL to I1, SECTOR 2 = I1 to I2, SECTOR 3 = I2 to FL, DIFF = Difference To Personal Best Lap, P = Crossed Finish Line in Pit Lane, D = Time Disallowed

<b>P1 69 GTH Make Happen Racing</b>				<b>Mercedes AMG GT4</b>			
IDEAL LAP TIME : 1:57.290		BEST LAP TIME : 1:57.341		DIFFERENCE : 0.051			
D1: Stephen WALTON		D2: Chris HART					
LAP	SECTOR 1	SECTOR 2	SECTOR 3	LAP TIME	MPH	DIFF	TIME OF DAY

1 - D1	OUTLAP	42.465	39.266	2:02.158	87.49	4.817	10:42:17.773
2 - D1	36.906	41.856	39.134	1:57.896 (2)	90.65	0.555	10:44:15.669
3 - D1	37.658	42.164	39.554	1:59.376 D	89.53	2.035	10:46:15.045
4 - D1	<b>36.799</b>	42.339	39.651	1:58.789 (3)	89.97	1.448	10:48:13.834
5 - D1	36.850	<b>41.658</b>	<b>38.833</b>	<b>1:57.341 (1)</b>	<b>91.08</b>		<b>10:50:11.175</b>

<b>P2 17 GTH</b>		<b>Orange Racing powered by JMH</b>		Mclaren 570S GT4			
IDEAL LAP TIME : 1:57.723		BEST LAP TIME : 1:57.723		DIFFERENCE : 0.000			
D1: Russell LINDSAY		D2: Patrick COLLINS					
LAP	SECTOR 1	SECTOR 2	SECTOR 3	LAP TIME	MPH	DIFF	TIME OF DAY

1 - D1	OUTLAP	47.544	44.755	2:14.156	79.66	16.433	10:42:49.662
2 - D1	<b>36.947</b>	<b>41.699</b>	<b>39.077</b>	<b>1:57.723 (1)</b>	<b>90.79</b>		<b>10:44:47.385</b>
3 - D1	38.090	52.497	45.119	2:15.706 (3)	78.75	17.983	10:47:03.091
4 - D1	<b>36.947</b>	42.012	39.591	1:58.550 (2)	90.15	0.827	10:49:01.641

<b>P3</b>		<b>50 GTH</b>	<b>Valluga Racing</b>	Porsche Cayman 718 RS Clubsport			
IDEAL LAP TIME : 1:58.199		BEST LAP TIME : 1:58.342		DIFFERENCE : 0.143			
D1: James WALLIS		D2: Sam MAHER-LOUGHNAN (					
LAP	SECTOR 1	SECTOR 2	SECTOR 3	LAP TIME	MPH	DIFF	TIME OF DAY

1 - D1	OUTLAP	42.922	41.538	2:06.284	84.63	7.942	10:42:27.378
2 - D1	<b>37.107</b>	42.397	39.331	1:58.835 (2)	89.94	0.493	10:44:26.213
3 - D1	37.250	<b>42.077</b>	<b>39.015</b>	<b>1:58.342 (1)</b>	<b>90.31</b>		<b>10:46:24.555</b>
4 - D1	40.279	42.955	46.559	2:09.793 (3)	82.34	11.451	10:48:34.348
5 - D1	37.187	42.828	40.544	2:00.559 D	88.65	2.217	10:50:34.907

<b>P4 25 GTH Paddock Motorsport</b>		<b>McLaren 570S GT4</b>					
IDEAL LAP TIME : 1:58.477		BEST LAP TIME : 1:58.513		DIFFERENCE : 0.036			
D1: Kavi JUNDU		D2: Adam HATFIELD (PS)					
LAP	SECTOR 1	SECTOR 2	SECTOR 3	LAP TIME	MPH	DIFF	TIME OF DAY

1 - D1	OUTLAP	45.484	40.262	2:09.053 D	82.81	10.540	10:43:41.572
2 - D1	37.618	42.367	39.602	1:59.587 (3)	89.37	1.074	10:45:41.159
3 - D1	37.610	<b>42.139</b>	39.313	1:59.062 (2)	89.76	0.549	10:47:40.221
4 - D1	<b>37.138</b>	42.175	<b>39.200</b>	<b>1:58.513 (1)</b>	<b>90.18</b>		<b>10:49:38.734</b>

<b>P5 26 GTH Paddock Motorsport</b>		<b>Mclaren 570S GT4</b>					
IDEAL LAP TIME : 1:58.747		BEST LAP TIME : 1:58.915		DIFFERENCE : 0.168			
D1: Tehmur CHOCHAN		D2: Moh RITSON (PS)					
LAP	SECTOR 1	SECTOR 2	SECTOR 3	LAP TIME	MPH	DIFF	TIME OF DAY

1 - D2	OUTLAP	50.040	42.222	2:19.880	76.40	20.965	10:43:35.888
2 - D2	37.907	42.550	<b>39.645</b>	2:00.102 (3)	88.99	1.187	10:45:35.990
3 - D2	<b>36.986</b>	<b>42.116</b>	39.813	<b>1:58.915 (1)</b>	<b>89.88</b>		<b>10:47:34.905</b>
4 - D2	37.481	42.168	39.768	1:59.417 (2)	89.50	0.502	10:49:34.322

P6 77 GTH Greystone GT				Mclaren 570S GT4			
IDEAL LAP TIME : 1:58.782		BEST LAP TIME : 1:58.992		DIFFERENCE : 0.210			
D1: Mark HOPTON		D2: Euan HANKEY (P)					
LAP	SECTOR 1	SECTOR 2	SECTOR 3	LAP TIME	MPH	DIFF	TIME OF DAY

1 - D1	OUTLAP	42.475	40.919	2:04.565	85.80	5.573	10:42:38.741
2 - D1	37.430	42.528	41.107	2:01.065 (3)	88.28	2.073	10:44:39.806
3 - D1	41.870	48.005	39.759	2:09.634	82.44	10.642	10:46:49.440
4 - D1	<b>37.350</b>	42.137	<b>39.505</b>	<b>1:58.992 (1)</b>	<b>89.82</b>		<b>10:48:48.432</b>
5 - D1	37.418	<b>41.927</b>	40.133	1:59.478 (2)	89.45	0.486	10:50:47.910



# GT Cup Championship

## SATURDAY QUALIFYING (GROUP 2) - SECTOR ANALYSIS



SECTOR 1 = FL to I1, SECTOR 2 = I1 to I2, SECTOR 3 = I2 to FL, DIFF = Difference To Personal Best Lap, P = Crossed Finish Line in Pit Lane, D = Time Disallowed

P7 14 GTH Greystone GT		Mclaren 570S GT4					
IDEAL LAP TIME : 1:59.206		BEST LAP TIME : 1:59.367		DIFFERENCE : 0.161			
D1: Phillip CARTER		D2: Michael BROADHURST (P)					
LAP	SECTOR 1	SECTOR 2	SECTOR 3	LAP TIME	MPH	DIFF	TIME OF DAY

1 - D1	OUTLAP	49.011	43.825	2:17.806	77.55	18.439	10:43:07.031
2 - D1	37.302	<b>42.281</b>	39.895	1:59.478 (2)	89.45	0.111	10:45:06.509
3 - D1	37.396	42.561	39.692	1:59.649 (3)	89.32	0.282	10:47:06.158
4 - D1	37.398	51.128	47.010	2:15.536	78.85	16.169	10:49:21.694
5 - D1	<b>37.264</b>	42.442	<b>39.661</b>	<b>1:59.367 (1)</b>	<b>89.53</b>		<b>10:51:21.061</b>

P8 96 GTH Make Happen Racing				Mercedes AMG GT4			
IDEAL LAP TIME : 1:58.768		BEST LAP TIME : 1:59.411		DIFFERENCE : 0.643			
D1: Jon CURRIE							
LAP	SECTOR 1	SECTOR 2	SECTOR 3	LAP TIME	MPH	DIFF	TIME OF DAY

1 - D1	OUTLAP	42.846	40.566	2:05.278	85.31	5.867	10:42:24.928
2 - D1	37.307	42.717	<b>39.719</b>	1:59.743 (2)	89.25	0.332	10:44:24.671
3 - D1	<b>37.159</b>	<b>41.890</b>	39.810	<del>1:58.859</del> D	89.92		10:46:23.530
4 - D1	39.077	43.297	40.240	2:02.614 (3)	87.16	3.203	10:48:26.144
5 - D1	37.306	42.383	39.722	<b>1:59.411 (1)</b>	<b>89.50</b>		<b>10:50:25.555</b>

<b>P9 86 GTH Caffeine Six by Parr Motorsport</b>				<b>Porsche Cayman Clubsport GT4</b>			
IDEAL LAP TIME : 1:59.124		BEST LAP TIME : 1:59.812		DIFFERENCE : 0.688			
D1: Timothy CRESWICK		D2: Chris DYMOND (P)					
LAP	SECTOR 1	SECTOR 2	SECTOR 3	LAP TIME	MPH	DIFF	TIME OF DAY

1 - D1	OUTLAP	42.668	39.822	2:03.532	86.52	3.720	10:42:20.431
2 - D1	37.400	42.724	<b>39.688</b>	<b>1:59.812 (1)</b>	<b>89.20</b>		<b>10:44:20.243</b>
3 - D1	37.465	<b>42.154</b>	41.025	2:00.644	88.59	0.832	10:46:20.887
4 - D1	<b>37.282</b>	42.522	40.282	2:00.086 (2)	89.00	0.274	10:48:20.973
5 - D1	37.346	42.727	40.493	2:00.566 (3)	88.64	0.754	10:50:21.539

P10 64 GTH Trade Centre Formula Woman				Mclaren 570S GT4			
IDEAL LAP TIME : 2:01.044		BEST LAP TIME : 2:01.361		DIFFERENCE : 0.317			
D1: Erika HOFFMANN		D2: Jodie SLOSS					
LAP	SECTOR 1	SECTOR 2	SECTOR 3	LAP TIME	MPH	DIFF	TIME OF DAY

1 - D1	OUTLAP	46.653	42.541	2:13.349	80.15	11.988	10:42:35.766
2 - D1	38.397	43.870	40.347	2:02.614	87.16	1.253	10:44:38.380
3 - D1	38.190	43.797	40.053	2:02.040 (3)	87.57	0.679	10:46:40.420
4 - D1	<b>37.844</b>	43.488	<b>40.029</b>	<b>2:01.361 (1)</b>	<b>88.06</b>		<b>10:48:41.781</b>
5 - D1	38.133	<b>43.171</b>	40.291	2:01.595 (2)	87.89	0.234	10:50:43.376

<b>P11 65 GTH Trade Centre Formula Woman</b>				<b>McLaren 570S GT4</b>			
IDEAL LAP TIME : 2:02.698		BEST LAP TIME : 2:02.698		DIFFERENCE : 0.000			
D1: Sara MISIR		D2: Steph SORE					
LAP	SECTOR 1	SECTOR 2	SECTOR 3	LAP TIME	MPH	DIFF	TIME OF DAY

1 - D1	OUTLAP	47.483	43.831	2:18.862	76.96	16.164	10:42:56.434
2 - D1	39.059	44.761	41.469	2:05.289	85.30	2.591	10:45:01.723
3 - D1	<b>38.035</b>	<b>43.494</b>	<b>41.169</b>	<b>2:02.698 (1)</b>	<b>87.10</b>		<b>10:47:04.421</b>
4 - D1	38.114	43.977	41.391	2:03.482 (3)	86.55	0.784	10:49:07.903
5 - D1	38.189	43.859	41.201	2:03.249 (2)	86.71	0.551	10:51:11.152

P12 80 GTH Greystone GT		Mclaren 570S GT4					
IDEAL LAP TIME : 2:06.892		BEST LAP TIME : 2:07.367		DIFFERENCE : 0.475			
D1: Ron TRENKA		D2: Jon LANCASTER (P)					
LAP	SECTOR 1	SECTOR 2	SECTOR 3	LAP TIME	MPH	DIFF	TIME OF DAY

1 - D1	OUTLAP	45.573	1:00.681	2:31.748	70.43	24.381	10:44:12.994
2 - D1	40.417	45.361	43.534	2:09.312 (3)	82.65	1.945	10:46:22.306
3 - D1	40.068	45.087	<b>42.582</b>	2:07.737 (2)	83.67	0.370	10:48:30.043
4 - D1	<b>39.658</b>	<b>44.652</b>	43.057	<b>2:07.367 (1)</b>	<b>83.91</b>		<b>10:50:37.410</b>



## SATURDAY QUALIFYING (GROUP 2) - BEST SECTORS

Printed - 10:54 Saturday, 11 June 2022



## GT Cup Championship

### SATURDAY QUALIFYING (GROUP 2) - STATISTICS

Competitors Started	12
Planned Start	2022-06-11 @ 10:40:00.000
Actual Start	2022-06-11 @ 10:40:13.938
Finish Time	2022-06-11 @ 10:50:17.613
Track Length	2.9689mi.
Total Laps	56
Total Distance Covered	166.2590mi.

#### Session Fastest Lap History

NO	CL	NAME	LAP TIME	TIME OF DAY	LAP	VEHICLE
69	GTH	Make Happen Racing	1:57.896	10:44:15.679	2	Mercedes AMG GT4
17	GTH	Orange Racing powered by JMH	1:57.723	10:44:47.394	2	McLaren 570S GT4
69	GTH	Make Happen Racing	1:57.341	10:50:11.185	5	Mercedes AMG GT4

#### Flag History

TYPE	TIME OF DAY
GREEN	10:40:13.938
FINISH	10:50:17.613

#### Flag Statistics

TYPE	COUNT	TOTAL LAPS	TOTAL TIME
Green	1	5	12:40.309
Red	0	0	0.000
Safety Car	0	0	0.000
FCY	0	0	0.000



## GT Cup Championship

### SATURDAY QUALIFYING (GROUP 2) - STATISTICS

CLASS : GTH

12 Starters

#### Fastest Lap History

NO	NAME	LAP TIME	TIME OF DAY	LAP	VEHICLE
69	Make Happen Racing	1:57.896	10:44:15.679	2	Mercedes AMG GT4
17	Orange Racing powered by JMH	1:57.723	10:44:47.394	2	Mclaren 570S GT4
69	Make Happen Racing	1:57.341	10:50:11.185	5	Mercedes AMG GT4



GT Cup Championship

RACE 2 - GRID (25 minutes)

ROW 13	25	2:02.698	65	Trade Centre Formula Woman	26	2:07.367	80	Greystone GT
ROW 12	23	1:59.812	86	Caffeine Six by Parr Motorsport	24	2:01.361	64	Trade Centre Formula Woman
ROW 11	21	1:59.367	14	Greystone GT	22	1:59.411	96	Make Happen Racing
ROW 10	19	1:58.915	26	Paddock Motorsport	20	1:58.992	77	Greystone GT
ROW 9	17	1:58.342	50	Valluga Racing	18	1:58.513	25	Paddock Motorsport
ROW 8	15	1:57.341	69	Make Happen Racing	16	1:57.723	17	Orange Racing powered by JMH
ROW 7	13	1:56.181	3	Topcats Racing	14	1:56.329	56	FF Corse
ROW 6	11	1:53.118	9	Topcats Racing	12	1:55.414	7	Raw Motorsport
ROW 5	9	1:52.658	44	Paddock Motorsport	10	1:52.983	247	Racelab
ROW 4	7	1:50.996	5	CTR Developments	8	1:51.331	4	Tecserve
ROW 3	5	1:49.949	67	Orange Racing powered by JMH	6	1:50.473	11	Ram Racing
ROW 2	3	1:49.764	23	Greystone GT	4	1:49.947	61	Scott Sport
ROW 1	1	1:48.575	66	Enduro Motorsport	2	1:49.366	16	Ram Racing
Pole								

Snetterton 300: 2.9689 miles

These results are provisional until the conclusion of any judicial and technical matters.

Clerk Of Course : Simon Gnana-Pragasam	Stewards :	Timekeeper : Nick Palmer



GT Cup Championship

RACE 2 - CLASSIFICATION - AMENDED 2

POS	NO	CL	PIC	TEAM / DRIVERS	CAR	LAPS	TIME	GAP	DIFF	MPH	BEST	ON
1	66	GT3	1	Enduro Motorsport Morgan TILLBROOK / Marcus CLUTTON (P)	Mclaren 720S GT3	14	26:04.361			95.65	1:50.674	5
2	67	GT3	2	Orange Racing powered by JMH Simon ORANGE / Michael O'BRIEN (P)	Mclaren 720S GT3	14	26:20.651	16.290	16.290	94.66	1:50.411	13
3	11	GT3	3	Ram Racing Mike PRICE / Callum MACLEOD (P)	Mercedes AMG GT3	14	26:23.948	19.587	3.297	94.46	1:51.272	8
4	5	GTO	1	CTR Developments Richard CHAMBERLAIN	Porsche 935	14	26:27.142	22.781	3.194	94.27	1:51.576	8
5	7	GTO	2	Raw Motorsport Steve BURGESS / Ben DIMMACK	Radical RXC	14	26:46.084	41.723	18.942	93.16	1:52.040	5
6	44	GT3	4	Paddock Motorsport Steve RUSTON / John WHITEHOUSE	Mclaren 720S GT3	14	26:47.459	43.098	1.375	93.08	1:53.028	12
7	4 *	GT3	5	Tecserve Grahame TILLEY / Will TREGURTHA (P)	Mercedes AMG GT3	14	26:51.696	47.335	4.237	92.84	1:53.074	12
8	9	GTC	1	Topcats Racing Jensen LUNN / Warren GILBERT	Lamborghini Super Trofeo	14	26:55.204	50.843	3.508	92.64	1:53.200	8
9	3	GTC	2	Topcats Racing Charlotte BIRCH / Charlotte GILBERT	Lamborghini Super Trofeo	14	27:27.451	1:23.090	32.247	90.82	1:55.933	11
10	56	GTC	3	FF Corse Roy MILLINGTON / Benny SIMONSEN (P)	Ferrari Challenge 488 EVO	14	27:56.343	1:51.982	28.892	89.26	1:56.685	8
11	17	GTH	1	Orange Racing powered by JMH Russell LINDSAY / Patrick COLLINS	Mclaren 570S GT4	13	26:11.971	1 Lap	1 Lap	88.38	1:59.285	11
12	50	GTH	2	Valluga Racing James WALLIS / Sam MAHER-LOUGHNAN (PS)	Porsche Cayman 718 RS Clubsport	13	26:16.155	1 Lap	4.184	88.15	1:59.333	9
13	77	GTH	3	Greystone GT Mark HOPTON / Euan HANKEY (P)	Mclaren 570S GT4	13	26:24.080	1 Lap	7.925	87.71	1:59.807	3
14	26	GTH	4	Paddock Motorsport Tehmur CHOHAN / Moh RITSON (PS)	Mclaren 570S GT4	13	26:25.640	1 Lap	1.560	87.62	1:59.780	5
15	14	GTH	5	Greystone GT Phillip CARTER / Michael BROADHURST (P)	Mclaren 570S GT4	13	26:26.246	1 Lap	0.606	87.59	2:00.229	7
16	86	GTH	6	Caffeine Six by Parr Motorsport Timothy CRESWICK / Chris DYMOND (P)	Porsche Cayman Clubsport GT4	13	26:27.289	1 Lap	1.043	87.53	2:00.324	8
17	69 *	GTH	7	Make Happen Racing Stephen WALTON / Chris HART	Mercedes AMG GT4	13	26:28.801	1 Lap	1.512	87.45	2:00.757	7
18	64	GTH	8	Trade Centre Formula Woman Erika HOFFMANN / Jodie SLOSS	Mclaren 570S GT4	13	26:40.455	1 Lap	11.654	86.81	2:01.205	4
19	65	GTH	9	Trade Centre Formula Woman Sara MISIR / Steph SORE	Mclaren 570S GT4	13	26:55.610	1 Lap	15.155	86.00	2:00.824	4
20	96	GTH	10	Make Happen Racing Jon CURRIE	Mercedes AMG GT4	13	27:15.123	1 Lap	19.513	84.97	2:00.264	13
21	80	GTH	11	Greystone GT Ron TRENKA / Jon LANCASTER (P)	Mclaren 570S GT4	13	27:26.451	1 Lap	11.328	84.39	2:03.843	13
22	25	GTH	12	Paddock Motorsport Kavi JUNDU / Adam HATFIELD (PS)	Mclaren 570S GT4	13	27:48.618	1 Lap	22.167	83.26	2:00.384	6
NOT CLASSIFIED												
NC	16	GT3		Ram Racing Ian LOGGIE	Mercedes AMG GT3	1	5:45.999	13 Laps	12 Laps	30.89		
NC	23	GT3		Greystone GT Ian CAMPBELL / Olli WEBB (P)	Mclaren 720S GT3	0						
DQ	61	GT3		Scott Sport John DHILLON / Andrea AMICI (P)	Lamborghini Huracan GT3							
DQ	247	GTC		Racelab Lucky KHERA	Ferrari Challenge 488							

FASTEST LAP							
67	GT3	Orange Racing powered by JMH Simon ORANGE / Michael O'BRIEN (P)	Mclaren 720S GT3	13	1:50.411	96.80 mph	155.78 kph
5	GTO	CTR Developments Richard CHAMBERLAIN	Porsche 935	8	1:51.576	95.79 mph	154.16 kph
9	GTC	Topcats Racing Jensen LUNN / Warren GILBERT	Lamborghini Super Trofeo	8	1:53.200	94.41 mph	151.95 kph
17	GTH	Orange Racing powered by JMH Russell LINDSAY / Patrick COLLINS	Mclaren 570S GT4	11	1:59.285	89.60 mph	144.19 kph

Car 61 disqualified from meeting - Regulations Q12.21.4 / G5.3 refer.  
Car 247 disqualified from race - Regulations C2.1.4 / G5.3 refer.  
\*Cars 4 & 69 - 5 second penalty for exceeding track limits.

Weather / Track : Bright / Dry

These results are provisional until the conclusion of any judicial and technical matters.

Race Distance: 14 Laps / 41.56 miles

Snetterton 300: 2.9689 miles

Start: 12:32 Flag 12:58 End: 13:01

Clerk Of Course : Simon Gnana-Pragasam

Stewards :

Timekeeper : Nick Palmer



GT Cup Championship

RACE 2 - CLASSIFICATION - AMENDED

POS	NO	CL	PIC	TEAM / DRIVERS	CAR	LAPS	TIME	GAP	DIFF	MPH	BEST	ON
1	66	GT3	1	Enduro Motorsport Morgan TILLBROOK / Marcus CLUTTON (P)	Mclaren 720S GT3	14	26:04.361			95.65	1:50.674	5
2	67	GT3	2	Orange Racing powered by JMH Simon ORANGE / Michael O'BRIEN (P)	Mclaren 720S GT3	14	26:20.651	16.290	16.290	94.66	1:50.411	13
3	11	GT3	3	Ram Racing Mike PRICE / Callum MACLEOD (P)	Mercedes AMG GT3	14	26:23.948	19.587	3.297	94.46	1:51.272	8
4	5	GTO	1	CTR Developments Richard CHAMBERLAIN	Porsche 935	14	26:27.142	22.781	3.194	94.27	1:51.576	8
5	7	GTO	2	Raw Motorsport Steve BURGESS / Ben DIMMACK	Radical RXC	14	26:46.084	41.723	18.942	93.16	1:52.040	5
6	44	GT3	4	Paddock Motorsport Steve RUSTON / John WHITEHOUSE	Mclaren 720S GT3	14	26:47.459	43.098	1.375	93.08	1:53.028	12
7	4 *	GT3	5	Tecserve Grahame TILLEY / Will TREGURTHA (P)	Mercedes AMG GT3	14	26:51.696	47.335	4.237	92.84	1:53.074	12
8	9	GTC	1	Topcats Racing Warren GILBERT / Jensen LUNN	Lamborghini Super Trofeo	14	26:55.204	50.843	3.508	92.64	1:53.200	8
9	61	GT3	6	Scott Sport John DHILLON / Andrea AMICI (P)	Lamborghini Huracan GT3	14	26:55.673	51.312	0.469	92.61	1:51.417	10
10	3	GTC	2	Topcats Racing Charlotte GILBERT / Charlotte BIRCH	Lamborghini Super Trofeo	14	27:27.451	1:23.090	31.778	90.82	1:55.933	11
11	56	GTC	3	FF Corse Roy MILLINGTON / Benny SIMONSEN (P)	Ferrari Challenge 488 EVO	14	27:56.343	1:51.982	28.892	89.26	1:56.685	8
12	17	GTH	1	Orange Racing powered by JMH Russell LINDSAY / Patrick COLLINS	Mclaren 570S GT4	13	26:11.971	1 Lap	1 Lap	88.38	1:59.285	11
13	50	GTH	2	Valluga Racing James WALLIS / Sam MAHER-LOUGHNAN (P)	Porsche Cayman 718 RS Clubsport	13	26:16.155	1 Lap	4.184	88.15	1:59.333	9
14	77	GTH	3	Greystone GT Mark HOPTON / Euan HANKEY (P)	Mclaren 570S GT4	13	26:24.080	1 Lap	7.925	87.71	1:59.807	3
15	26	GTH	4	Paddock Motorsport Tehmur CHOHAN / Moh RITSON (PS)	Mclaren 570S GT4	13	26:25.640	1 Lap	1.560	87.62	1:59.780	5
16	14	GTH	5	Greystone GT Phillip CARTER / Michael BROADHURST (P)	Mclaren 570S GT4	13	26:26.246	1 Lap	0.606	87.59	2:00.229	7
17	86	GTH	6	Caffeine Six by Parr Motorsport Timothy CRESWICK / Chris DYMOND (P)	Porsche Cayman Clubsport GT4	13	26:27.289	1 Lap	1.043	87.53	2:00.324	8
18	69 *	GTH	7	Make Happen Racing Stephen WALTON / Chris HART	Mercedes AMG GT4	13	26:28.801	1 Lap	1.512	87.45	2:00.757	7
19	64	GTH	8	Trade Centre Formula Woman Erika HOFFMANN / Jodie SLOSS	Mclaren 570S GT4	13	26:40.455	1 Lap	11.654	86.81	2:01.205	4
20	65	GTH	9	Trade Centre Formula Woman Sara MISIR / Steph SORE	Mclaren 570S GT4	13	26:55.610	1 Lap	15.155	86.00	2:00.824	4
21	96	GTH	10	Make Happen Racing Jon CURRIE	Mercedes AMG GT4	13	27:15.123	1 Lap	19.513	84.97	2:00.264	13
22	80	GTH	11	Greystone GT Ron TRENKA / Jon LANCASTER (P)	Mclaren 570S GT4	13	27:26.451	1 Lap	11.328	84.39	2:03.843	13
23	25	GTH	12	Paddock Motorsport Kavi JUNDU / Adam HATFIELD (PS)	Mclaren 570S GT4	13	27:48.618	1 Lap	22.167	83.26	2:00.384	6

NOT CLASSIFIED

NC	16	GT3		Ram Racing Ian LOGGIE	Mercedes AMG GT3	1	5:45.999	13 Laps	12 Laps	30.89		
NC	23	GT3		Greystone GT Ian CAMPBELL / Ollie WEBB (P)	Mclaren 720S GT3	0						
DQ	247	GTC		Racelab Lucky KHERA	Ferrari Challenge 488							

FASTEST LAP

67	GT3	Orange Racing powered by JMH Simon ORANGE / Michael O'BRIEN (P)	Mclaren 720S GT3	13	1:50.411	96.80 mph	155.78 kph
5	GTO	CTR Developments Richard CHAMBERLAIN	Porsche 935	8	1:51.576	95.79 mph	154.16 kph
9	GTC	Topcats Racing Warren GILBERT / Jensen LUNN	Lamborghini Super Trofeo	8	1:53.200	94.41 mph	151.95 kph
17	GTH	Orange Racing powered by JMH Russell LINDSAY / Patrick COLLINS	Mclaren 570S GT4	11	1:59.285	89.60 mph	144.19 kph

Car 247 disqualified from race - Regulations C2.1.4 / G5.3 refer.

\*Cars 4 & 69 - 5 second penalty for exceeding track limits.

Weather / Track : Bright / Dry

These results are provisional until the conclusion of any judicial and technical matters.

Race Distance: 14 Laps / 41.56 miles

Snetterton 300: 2.9689 miles

Start: 12:32 Flag 12:58 End: 13:01

Clerk Of Course : Simon Gnana-Pragasam

Stewards :

Timekeeper : Nick Palmer



GT Cup Championship

RACE 2 - CLASSIFICATION

POS	NO	CL	PIC	TEAM / DRIVERS	CAR	LAPS	TIME	GAP	DIFF	MPH	BEST	ON
1	66	GT3	1	Enduro Motorsport Morgan TILLBROOK / Marcus CLUTTON (P)	Mclaren 720S GT3	14	26:04.361			95.65	1:50.674	5
2	67	GT3	2	Orange Racing powered by JMH Simon ORANGE / Michael O'BRIEN (P)	Mclaren 720S GT3	14	26:20.651	16.290	16.290	94.66	1:50.411	13
3	11	GT3	3	Ram Racing Mike PRICE / Callum MACLEOD (P)	Mercedes AMG GT3	14	26:23.948	19.587	3.297	94.46	1:51.272	8
4	5	GTO	1	CTR Developments Richard CHAMBERLAIN	Porsche 935	14	26:27.142	22.781	3.194	94.27	1:51.576	8
5	7	GTO	2	Raw Motorsport Steve BURGESS / Ben DIMMACK	Radical RXC	14	26:46.084	41.723	18.942	93.16	1:52.040	5
6	44	GT3	4	Paddock Motorsport Steve RUSTON / John WHITEHOUSE	Mclaren 720S GT3	14	26:47.459	43.098	1.375	93.08	1:53.028	12
7	4 *	GT3	5	Tecserve Grahame TILLEY / Will TREGURTHA (P)	Mercedes AMG GT3	14	26:51.696	47.335	4.237	92.84	1:53.074	12
8	247	GTC	1	Racelab Lucky KHERA	Ferrari Challenge 488	14	26:53.738	49.377	2.042	92.72	1:53.179	8
9	9	GTC	2	Topcats Racing Warren GILBERT / Jensen LUNN	Lamborghini Super Trofeo	14	26:55.204	50.843	1.466	92.64	1:53.200	8
10	61	GT3	6	Scott Sport John DHILLON / Andrea AMICI (P)	Lamborghini Huracan GT3	14	26:55.673	51.312	0.469	92.61	1:51.417	10
11	3	GTC	3	Topcats Racing Charlotte GILBERT / Charlotte BIRCH	Lamborghini Super Trofeo	14	27:27.451	1:23.090	31.778	90.82	1:55.933	11
12	56	GTC	4	FF Corse Roy MILLINGTON / Benny SIMONSEN (P)	Ferrari Challenge 488 EVO	14	27:56.343	1:51.982	28.892	89.26	1:56.685	8
13	17	GTH	1	Orange Racing powered by JMH Russell LINDSAY / Patrick COLLINS	Mclaren 570S GT4	13	26:11.971	1 Lap	1 Lap	88.38	1:59.285	11
14	50	GTH	2	Valluga Racing James WALLIS / Sam MAHER-LOUGHNAN (P)	Porsche Cayman 718 RS Clubsport	13	26:16.155	1 Lap	4.184	88.15	1:59.333	9
15	77	GTH	3	Greystone GT Mark HOPTON / Euan HANKEY (P)	Mclaren 570S GT4	13	26:24.080	1 Lap	7.925	87.71	1:59.807	3
16	26	GTH	4	Paddock Motorsport Tehmur CHOHAN / Moh RITSON (PS)	Mclaren 570S GT4	13	26:25.640	1 Lap	1.560	87.62	1:59.780	5
17	14	GTH	5	Greystone GT Phillip CARTER / Michael BROADHURST (P)	Mclaren 570S GT4	13	26:26.246	1 Lap	0.606	87.59	2:00.229	7
18	86	GTH	6	Caffeine Six by Parr Motorsport Timothy CRESWICK / Chris DYMOND (P)	Porsche Cayman Clubsport GT4	13	26:27.289	1 Lap	1.043	87.53	2:00.324	8
19	69 *	GTH	7	Make Happen Racing Stephen WALTON / Chris HART	Mercedes AMG GT4	13	26:28.801	1 Lap	1.512	87.45	2:00.757	7
20	64	GTH	8	Trade Centre Formula Woman Erika HOFFMANN / Jodie SLOSS	Mclaren 570S GT4	13	26:40.455	1 Lap	11.654	86.81	2:01.205	4
21	65	GTH	9	Trade Centre Formula Woman Sara MISIR / Steph SORE	Mclaren 570S GT4	13	26:55.610	1 Lap	15.155	86.00	2:00.824	4
22	96	GTH	10	Make Happen Racing Jon CURRIE	Mercedes AMG GT4	13	27:15.123	1 Lap	19.513	84.97	2:00.264	13
23	80	GTH	11	Greystone GT Ron TRENKA / Jon LANCASTER (P)	Mclaren 570S GT4	13	27:26.451	1 Lap	11.328	84.39	2:03.843	13
24	25	GTH	12	Paddock Motorsport Kavi JUNDU / Adam HATFIELD (PS)	Mclaren 570S GT4	13	27:48.618	1 Lap	22.167	83.26	2:00.384	6
NOT CLASSIFIED												
NC	16	GT3		Ram Racing Ian LOGGIE	Mercedes AMG GT3	1	5:45.999	13 Laps	12 Laps	30.89		
NC	23	GT3		Greystone GT Ian CAMPBELL / Olli WEBB (P)	Mclaren 720S GT3	0						

FASTEST LAP												
67	GT3	Orange Racing powered by JMH Simon ORANGE / Michael O'BRIEN (P)			Mclaren 720S GT3	13	1:50.411		96.80 mph		155.78 kph	
5	GTO	CTR Developments Richard CHAMBERLAIN			Porsche 935	8	1:51.576		95.79 mph		154.16 kph	
247	GTC	Racelab Lucky KHERA			Ferrari Challenge 488	8	1:53.179		94.43 mph		151.97 kph	
17	GTH	Orange Racing powered by JMH Russell LINDSAY / Patrick COLLINS			Mclaren 570S GT4	11	1:59.285		89.60 mph		144.19 kph	

\*Cars 4 & 69 - 5 second penalty for exceeding track limits.

Weather / Track : Bright / Dry

These results are provisional until the conclusion of any judicial and technical matters.

Race Distance: 14 Laps / 41.56 miles

Snetterton 300: 2.9689 miles

Start: 12:32 Flag 12:58 End: 13:01

Clerk Of Course : Simon Gnana-Pragasam

Stewards :

Timekeeper : Nick Palmer



# GT Cup Championship

## RACE 2 - LAP CHART

LAP 1 @ 12:34:40.574			LAP 2 @ 12:36:33.035			LAP 3 @ 12:38:24.437			LAP 4 @ 12:40:15.546			LAP 5 @ 12:42:06.220		
NO	BEHIND	LAP TIME	NO	BEHIND	LAP TIME	NO	BEHIND	LAP TIME	NO	BEHIND	LAP TIME	NO	BEHIND	LAP TIME
66		1:54.699	66		1:52.461	66		1:51.402	66		1:51.109	66		1:50.674
67	4.026	1:58.725	7	6.288	1:53.591	16	2 Laps	5:45.999 P	25	1 Lap	2:05.548	67	11.806	1:52.057
11	4.620	1:59.319	67	6.586	1:55.021	67	8.577	1:53.393	67	10.423	1:52.955	11	12.528	1:51.747
7	5.158	1:59.857	11	7.168	1:55.009	11	9.237	1:53.471	11	11.455	1:53.327	5	13.998	1:52.239
5	5.996	2:00.695	5	7.588	1:54.053	5	9.486	1:53.300	5	12.433	1:54.056	25	1 Lap	2:03.107
4	7.779	2:02.478	4	10.689	1:55.371	4	14.340	1:55.053	4	17.564	1:54.333	7	19.076	1:52.040
9	8.385	2:03.084	9	10.932	1:55.008	9	14.623	1:55.093	7	17.710	1:53.806	4	21.278	1:54.388
247	8.607	2:03.306	247	11.285	1:55.139	7	15.013	2:00.127	9	18.983	1:55.469	9	22.379	1:54.070
44	9.333	2:04.032	44	12.299	1:55.427	247	16.090	1:56.207	247	19.298	1:54.317	247	22.969	1:54.345
3	10.713	2:05.412	3	15.938	1:57.686	44	16.625	1:55.728	44	20.228	1:54.712	44	23.403	1:53.849
17	13.094	2:07.793	17	20.145	1:59.512	3	23.054	1:58.518	3	29.796	1:57.851	3	36.264	1:57.142
69	14.363	2:09.062	69	23.140	2:01.238	17	28.710	1:59.967	17	37.233	1:59.632	17	45.985	1:59.426
50	15.238	2:09.937	50	23.469	2:00.692	69	32.684	2:00.946	69	42.442	2:00.867	61	46.505	1:54.376
25	15.864	2:10.563	56	25.290	2:01.695	50	32.851	2:00.784	50	42.609	2:00.867	69	52.896	2:01.128
56	16.056	2:10.755	77	26.431	2:01.821	56	33.361	1:59.473	61	42.803	1:56.103	50	52.962	2:01.027
77	17.071	2:11.770	26	27.129	2:01.941	77	34.836	1:59.807	56	43.664	2:01.412	56	53.324	2:00.334
26	17.649	2:12.348	14	28.184	2:01.784	61	37.809	1:56.426	77	45.034	2:01.307	77	54.542	2:00.182
14	18.861	2:13.560	86	29.307	2:02.321	26	38.526	2:02.799	26	47.483	2:00.066	26	56.589	1:59.780
86	19.447	2:14.146	96	29.871	2:02.677	14	39.463	2:02.681	14	48.797	2:00.443	14	58.368	2:00.245
96	19.655	2:14.354	64	30.580	2:02.168	86	39.946	2:02.041	86	49.393	2:00.556	86	59.059	2:00.340
65	20.127	2:14.826	65	31.403	2:03.737	96	40.124	2:01.655	96	49.837	2:00.822	64	1:03.633	2:03.339
64	20.873	2:15.572	61	32.785	1:54.119	64	40.872	2:01.694	64	50.968	2:01.205	65	1:03.785	2:02.848
80	22.558	2:17.257	80	36.342	2:06.245	65	41.896	2:01.895	65	51.611	2:00.824	80	1:19.976	2:06.324
61	31.127	2:25.826	25	1:41.904	3:18.501 P	80	49.882	2:04.942	80	1:04.326	2:05.553	96	1:42.382	2:43.219



# GT Cup Championship

## RACE 2 - LAP CHART

LAP 6 @ 12:43:57.092			LAP 7 @ 12:45:48.178			LAP 8 @ 12:47:40.097			LAP 9 @ 12:49:32.038			LAP 10 @ 12:51:22.878		
NO	BEHIND	LAP TIME	NO	BEHIND	LAP TIME	NO	BEHIND	LAP TIME	NO	BEHIND	LAP TIME	NO	BEHIND	LAP TIME
66		1:50.872	66		1:51.086	66		1:51.919	66		1:51.941	66		1:50.840
67	13.694	1:52.760	96	1 Lap	2:02.146	96	1 Lap	2:00.564	80	1 Lap	2:05.556	67	15.309	1:52.429
11	14.100	1:52.444	67	14.607	1:51.999	67	13.955	1:51.267	67	13.720	1:51.706	11	15.798	1:52.313
5	14.782	1:51.656	11	15.254	1:52.240	11	14.607	1:51.272	11	14.325	1:51.659	5	18.447	1:52.690
7	21.972	1:53.768	5	16.690	1:52.994	5	16.347	1:51.576	5	16.597	1:52.191	80	1 Lap	2:07.755
4	23.518	1:53.112	7	25.384	1:54.498	7	27.949	1:54.484	96	1 Lap	2:01.404	96	1 Lap	2:00.577
9	26.087	1:54.580	4	26.495	1:54.063	4	28.983	1:54.407	7	29.524	1:53.516	7	33.030	1:54.346
247	26.376	1:54.279	9	29.264	1:54.263	9	30.545	1:53.200	4	30.328	1:53.286	4	34.074	1:54.586
44	27.074	1:54.543	247	29.617	1:54.327	247	30.877	1:53.179	9	32.332	1:53.728	44	36.187	1:53.779
25	1 Lap	2:03.486	44	30.524	1:54.536	44	32.062	1:53.457	247	32.694	1:53.758	247	37.235	1:55.381
3	42.573	1:57.181	25	1 Lap	2:00.384	25	1 Lap	2:00.560	44	33.248	1:53.127	9	37.856	1:56.364
61	48.447	1:52.814	3	48.011	1:56.524	61	48.981	1:51.810	61	49.163	1:52.123	61	49.740	1:51.417
17	56.365	2:01.252	61	49.090	1:51.729	3	52.895	1:56.803	25	1 Lap	2:00.607	3	1:03.374	1:56.870
56	1:02.829	2:00.377	17	1:05.723	2:00.444	17	1:13.649	1:59.845	3	57.344	1:56.390	25	1 Lap	2:02.049
69	1:04.048	2:02.024	56	1:09.217	1:57.474	56	1:13.983	1:56.685	56	1:19.974	1:57.932	56	1:26.546	1:57.412
50	1:04.183	2:02.093	69	1:13.719	2:00.757	50	1:22.653	2:00.656	17	1:24.235	2:02.527	17	1:32.780	1:59.385
77	1:04.605	2:00.935	50	1:13.916	2:00.819	69	1:23.986	2:02.186	50	1:30.045	1:59.333	50	1:39.202	1:59.997
26	1:05.997	2:00.280	77	1:14.465	2:00.946	77	1:24.196	2:01.650	69	1:32.866	2:00.821	69	1:43.064	2:01.038
14	1:07.931	2:00.435	26	1:14.995	2:00.084	26	1:24.824	2:01.748	77	1:33.085	2:00.830	77	1:43.331	2:01.086
86	1:09.213	2:01.026	14	1:17.074	2:00.229	14	1:25.631	2:00.476	26	1:33.487	2:00.604	26	1:44.862	2:02.215
64	1:14.629	2:01.868	86	1:18.644	2:00.517	86	1:27.049	2:00.324	14	1:34.494	2:00.804	14	1:44.993	2:01.339
65	1:15.188	2:02.275	64	1:25.579	2:02.036	64	1:34.890	2:01.230	86	1:36.301	2:01.193	86	1:45.849	2:00.388
80	1:33.990	2:04.886	65	1:26.064	2:01.962	65	1:37.275	2:03.130	64	1:44.541	2:01.592			
			80	1:48.234	2:05.330				65	1:49.018	2:03.684			



# GT Cup Championship

## RACE 2 - LAP CHART

LAP 11 @ 12:53:14.248			LAP 12 @ 12:55:06.617			LAP 13 @ 12:56:58.406			LAP 14 @ 12:58:50.236		
NO	BEHIND	LAP TIME	NO	BEHIND	LAP TIME	NO	BEHIND	LAP TIME	NO	BEHIND	LAP TIME
66		1:51.370	66		1:52.369	66		1:51.789	66		1:51.830
64	1 Lap	2:02.296	69	1 Lap	2:01.227	50	1 Lap	2:00.149	17	1 Lap	2:02.008
65	1 Lap	2:04.113	77	1 Lap	2:01.609	69	1 Lap	2:01.072	50	1 Lap	2:00.019
67	15.743	1:51.804	26	1 Lap	2:00.797	77	1 Lap	2:00.739	67	16.290	1:55.058
11	16.364	1:51.936	14	1 Lap	2:01.304	26	1 Lap	2:01.118	69	1 Lap	2:01.435
5	19.227	1:52.150	86	1 Lap	2:01.420	14	1 Lap	2:01.086	11	19.587	1:55.141
7	35.197	1:53.537	67	14.440	1:51.066	86	1 Lap	2:00.673	77	1 Lap	2:01.398
4	38.217	1:55.513	64	1 Lap	2:02.627	67	13.062	1:50.411	26	1 Lap	2:01.860
44	38.648	1:53.831	11	15.987	1:51.992	11	16.276	1:52.078	14	1 Lap	2:01.860
247	41.191	1:55.326	5	19.450	1:52.592	5	20.860	1:53.199	5	22.781	1:53.751
9	41.924	1:55.438	65	1 Lap	2:04.795	64	1 Lap	2:03.405	86	1 Lap	2:02.344
80	1 Lap	2:08.033	7	36.150	1:53.322	65	1 Lap	2:04.408	64	1 Lap	2:01.423
96	1 Lap	2:04.626	4	38.922	1:53.074	7	38.550	1:54.189	7	41.723	1:55.003
61	49.991	1:51.621	44	39.307	1:53.028	4	40.368	1:53.235	4	42.335	1:53.797
3	1:07.937	1:55.933	247	42.998	1:54.176	44	40.894	1:53.376	44	43.098	1:54.034
25	1 Lap	2:00.942	9	44.660	1:55.105	247	45.464	1:54.255	247	49.377	1:55.743
56	1:33.477	1:58.301	61	49.885	1:52.263	9	47.876	1:55.005	9	50.843	1:54.797
17	1:40.695	1:59.285	96	1 Lap	2:02.275	61	49.883	1:51.787	65	1 Lap	2:07.113
50	1:47.614	1:59.782	80	1 Lap	2:06.108	96	1 Lap	2:00.540	61	51.312	1:53.259
			3	1:12.751	1:57.183	80	1 Lap	2:04.619	96	1 Lap	2:00.264
			25	1 Lap	2:00.654	3	1:18.131	1:57.169	80	1 Lap	2:03.843
			56	1:39.220	1:58.112	25	1 Lap	2:01.116	3	1:23.090	1:56.789
			17	1:49.221	2:00.895	56	1:45.297	1:57.866	25	1 Lap	2:01.101
									56	1:51.982	1:58.515



# GT Cup Championship

## RACE 2 - SECTOR ANALYSIS



SECTOR 1 = FL to I1, SECTOR 2 = I1 to I2, SECTOR 3 = I2 to FL, DIFF = Difference To Personal Best Lap, P = Crossed Finish Line in Pit Lane, D = Time Disallowed

P1 66 GT3 Enduro Motorsport				McLaren 720S GT3			
IDEAL LAP TIME : 1:50.330		BEST LAP TIME : 1:50.674		DIFFERENCE : 0.344			
D1: Morgan TILLBROOK		D2: Marcus CLUTTON (P)					
LAP	SECTOR 1	SECTOR 2	SECTOR 3	LAP TIME	MPH	DIFF	TIME OF DAY
1 - D2		39.602	36.896	1:54.699	93.18	4.025	12:34:40.574
2 - D2	34.972	39.784	37.705	1:52.461	95.03	1.787	12:36:33.035
3 - D2	34.612	39.453	37.337	1:51.402	95.94	0.728	12:38:24.437
4 - D2	34.489	39.999	<b>36.621</b>	1:51.109	96.19	0.435	12:40:15.546
<b>5 - D2</b>	34.379	39.385	36.910	<b>1:50.674 (1)</b>	<b>96.57</b>		<b>12:42:06.220</b>
6 - D2	34.446	39.576	36.850	1:50.872 <b>(3)</b>	96.40	0.198	12:43:57.092
7 - D2	<b>34.370</b>	39.572	37.144	1:51.086	96.21	0.412	12:45:48.178
8 - D2	34.901	39.736	37.282	1:51.919	95.49	1.245	12:47:40.097
9 - D2	35.479	39.579	36.883	1:51.941	95.47	1.267	12:49:32.038
10 - D2	34.443	<b>39.339</b>	37.058	1:50.840 <b>(2)</b>	96.42	0.166	12:51:22.878
11 - D2	34.535	39.996	36.839	1:51.370	95.96	0.696	12:53:14.248
12 - D2	34.394	39.668	38.307	1:52.369	95.11	1.695	12:55:06.617
13 - D2	34.630	40.284	36.875	1:51.789	95.60	1.115	12:56:58.406
14 - D2	34.943	39.642	37.245	1:51.830	95.57	1.156	12:58:50.236

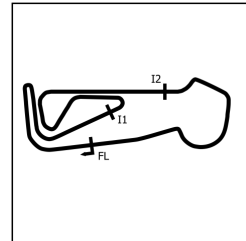
P2 67 GT3 Orange Racing powered by JMH				McLaren 720S GT3			
IDEAL LAP TIME : 1:50.217		BEST LAP TIME : 1:50.411		DIFFERENCE : 0.194			
D1: Simon ORANGE		D2: Michael O'BRIEN (P)					
LAP	SECTOR 1	SECTOR 2	SECTOR 3	LAP TIME	MPH	DIFF	TIME OF DAY
1 - D1		40.416	37.768	1:58.725	90.02	8.314	12:34:44.600
2 - D1	35.323	40.919	38.779	1:55.021	92.92	4.610	12:36:39.621
3 - D1	35.365	40.448	37.580	1:53.393	94.25	2.982	12:38:33.014
4 - D1	35.256	40.454	37.245	1:52.955	94.62	2.544	12:40:25.969
5 - D1	34.910	40.108	37.039	1:52.057	95.38	1.646	12:42:18.026
6 - D1	34.935	40.214	37.611	1:52.760	94.78	2.349	12:44:10.786
7 - D1	34.967	40.293	36.739	1:51.999	95.43	1.588	12:46:02.785
8 - D1	34.765	39.951	<b>36.551</b>	1:51.267 <b>(3)</b>	96.05	0.856	12:47:54.052
9 - D1	34.883	39.866	36.957	1:51.706	95.68	1.295	12:49:45.758
10 - D1	35.425	39.897	37.107	1:52.429	95.06	2.018	12:51:38.187
11 - D1	34.490	40.234	37.080	1:51.804	95.59	1.393	12:53:29.991
12 - D1	34.189	39.814	37.063	1:51.066 <b>(2)</b>	96.23	0.655	12:55:21.057
<b>13 - D1</b>	<b>34.165</b>	<b>39.501</b>	36.745	<b>1:50.411 (1)</b>	<b>96.80</b>		<b>12:57:11.468</b>
14 - D1	36.171	41.395	37.492	1:55.058	92.89	4.647	12:59:06.526

P3 11 GT3 Ram Racing				Mercedes AMG GT3			
IDEAL LAP TIME : 1:50.750		BEST LAP TIME : 1:51.272		DIFFERENCE : 0.522			
D1: Mike PRICE		D2: Callum MACLEOD (P)					
LAP	SECTOR 1	SECTOR 2	SECTOR 3	LAP TIME	MPH	DIFF	TIME OF DAY
1 - D2		40.083	37.943	1:59.319	89.57	8.047	12:34:45.194
2 - D2	35.502	40.557	38.950	1:55.009	92.93	3.737	12:36:40.203
3 - D2	35.324	40.386	37.761	1:53.471	94.19	2.199	12:38:33.674
4 - D2	35.217	40.325	37.785	1:53.327	94.31	2.055	12:40:27.001
5 - D2	34.723	39.886	37.138	1:51.747 <b>(3)</b>	95.64	0.475	12:42:18.748
6 - D2	34.815	40.175	37.454	1:52.444	95.05	1.172	12:44:11.192
7 - D2	34.955	40.331	36.954	1:52.240	95.22	0.968	12:46:03.432
<b>8 - D2</b>	34.581	39.769	<b>36.922</b>	<b>1:51.272 (1)</b>	<b>96.05</b>		<b>12:47:54.704</b>
9 - D2	34.797	39.808	37.054	1:51.659 <b>(2)</b>	95.72	0.387	12:49:46.363
10 - D2	35.030	40.071	37.212	1:52.313	95.16	1.041	12:51:38.676
11 - D2	34.400	40.114	37.422	1:51.936	95.48	0.664	12:53:30.612
12 - D2	<b>34.363</b>	40.432	37.197	1:51.992	95.43	0.720	12:55:22.604
13 - D2	35.097	<b>39.465</b>	37.516	1:52.078	95.36	0.806	12:57:14.682
14 - D2	34.747	41.767	38.627	1:55.141	92.82	3.869	12:59:09.823



# GT Cup Championship

## RACE 2 - SECTOR ANALYSIS



SECTOR 1 = FL to I1, SECTOR 2 = I1 to I2, SECTOR 3 = I2 to FL, DIFF = Difference To Personal Best Lap, P = Crossed Finish Line in Pit Lane, D = Time Disallowed

P4 5 GTO CTR Developments			Porsche 935				
IDEAL LAP TIME : 1:50.688		BEST LAP TIME : 1:51.576		DIFFERENCE : 0.888			
D1: Richard CHAMBERLAIN							
LAP	SECTOR 1	SECTOR 2	SECTOR 3	LAP TIME	MPH	DIFF	TIME OF DAY
1 - D1		41.211	37.908	2:00.695	88.55	9.119	12:34:46.570
2 - D1	35.158	40.689	38.206	1:54.053	93.71	2.477	12:36:40.623
3 - D1	35.335	40.154	37.811	1:53.300	94.33	1.724	12:38:33.923
4 - D1	35.607	40.024	38.425	1:54.056	93.70	2.480	12:40:27.979
5 - D1	34.744	39.507	37.988	1:52.239	95.22	0.663	12:42:20.218
6 - D1	34.389	40.103	37.164	1:51.656 (2)	95.72	0.080	12:44:11.874
7 - D1	35.103	40.663	37.228	1:52.994	94.58	1.418	12:46:04.868
8 - D1	34.687	39.850	37.039	1:51.576 (1)	95.79		12:47:56.444
9 - D1	34.587	40.457	37.147	1:52.191	95.26	0.615	12:49:48.635
10 - D1	34.580	40.422	37.688	1:52.690	94.84	1.114	12:51:41.325
11 - D1	34.216	40.417	37.517	1:52.150 (3)	95.30	0.574	12:53:33.475
12 - D1	34.142	40.748	37.702	1:52.592	94.92	1.016	12:55:26.067
13 - D1	34.817	40.515	37.867	1:53.199	94.41	1.623	12:57:19.266
14 - D1	35.241	40.837	37.673	1:53.751	93.96	2.175	12:59:13.017

P5 7 GTO Raw Motorsport		Radical RXC					
IDEAL LAP TIME : 1:52.040		BEST LAP TIME : 1:52.040		DIFFERENCE : 0.000			
D1: Steve BURGESS		D2: Ben DIMMACK					
LAP	SECTOR 1	SECTOR 2	SECTOR 3	LAP TIME	MPH	DIFF	TIME OF DAY
1 - D1		40.432	37.542	1:59.857	89.17	7.817	12:34:45.732
2 - D1	35.042	40.325	38.224	1:53.591	94.09	1.551	12:36:39.323
3 - D1	41.439	41.221	37.467	2:00.127	88.97	8.087	12:38:39.450
4 - D1	35.677	40.801	37.328	1:53.806	93.91	1.766	12:40:33.256
5 - D1	34.939	40.282	36.819	1:52.040 (1)	95.39		12:42:25.296
6 - D1	35.710	40.390	37.668	1:53.768	93.94	1.728	12:44:19.064
7 - D1	35.368	40.900	38.230	1:54.498	93.34	2.458	12:46:13.562
8 - D1	35.819	40.906	37.759	1:54.484	93.35	2.444	12:48:08.046
9 - D1	35.343	40.736	37.437	1:53.516 (3)	94.15	1.476	12:50:01.562
10 - D1	35.734	40.821	37.791	1:54.346	93.47	2.306	12:51:55.908
11 - D1	35.448	40.481	37.608	1:53.537	94.13	1.497	12:53:49.445
12 - D1	35.206	40.356	37.760	1:53.322 (2)	94.31	1.282	12:55:42.767
13 - D1	35.329	41.132	37.728	1:54.189	93.59	2.149	12:57:36.956
14 - D1	35.802	40.740	38.461	1:55.003	92.93	2.963	12:59:31.959

P6 44 GT3 Paddock Motorsport			Mclaren 720S GT3				
IDEAL LAP TIME : 1:52.362		BEST LAP TIME : 1:53.028		DIFFERENCE : 0.666			
D1: Steve RUSTON		D2: John WHITEHOUSE					
LAP	SECTOR 1	SECTOR 2	SECTOR 3	LAP TIME	MPH	DIFF	TIME OF DAY
1 - D1		41.589	38.558	2:04.032	86.17	11.004	12:34:49.907
2 - D1	36.158	40.870	38.399	1:55.427	92.59	2.399	12:36:45.334
3 - D1	36.471	41.238	38.019	1:55.728	92.35	2.700	12:38:41.062
4 - D1	35.653	40.342	38.717	1:54.712	93.17	1.684	12:40:35.774
5 - D1	35.515	40.254	38.080	1:53.849	93.87	0.821	12:42:29.623
6 - D1	35.656	40.712	38.175	1:54.543	93.31	1.515	12:44:24.166
7 - D1	35.564	40.778	38.194	1:54.536	93.31	1.508	12:46:18.702
8 - D1	35.349	40.440	37.668	1:53.457	94.20	0.429	12:48:12.159
9 - D1	35.268	40.035	37.824	1:53.127 (2)	94.47	0.099	12:50:05.286
10 - D1	35.836	40.574	37.369	1:53.779	93.93	0.751	12:51:59.065
11 - D1	35.182	40.307	38.342	1:53.831	93.89	0.803	12:53:52.896
12 - D1	35.098	39.991	37.939	1:53.028 (1)	94.56		12:55:45.924
13 - D1	35.471	40.347	37.558	1:53.376 (3)	94.27	0.348	12:57:39.300
14 - D1	35.002	41.068	37.964	1:54.034	93.72	1.006	12:59:33.334



# GT Cup Championship

## RACE 2 - SECTOR ANALYSIS



SECTOR 1 = FL to I1, SECTOR 2 = I1 to I2, SECTOR 3 = I2 to FL, DIFF = Difference To Personal Best Lap, P = Crossed Finish Line in Pit Lane, D = Time Disallowed

P7 4 GT3 Tecserve				Mercedes AMG GT3			
IDEAL LAP TIME : 1:52.211		BEST LAP TIME : 1:53.074		DIFFERENCE : 0.863			
D1: Grahame TILLEY		D2: Will TREGURTHA (P)					
LAP	SECTOR 1	SECTOR 2	SECTOR 3	LAP TIME	MPH	DIFF	TIME OF DAY
1 - D1		41.590	38.134	2:02.478	87.26	9.404	12:34:48.353
2 - D1	35.504	40.844	39.023	1:55.371	92.64	2.297	12:36:43.724
3 - D1	36.293	40.809	37.951	1:55.053	92.89	1.979	12:38:38.777
4 - D1	35.677	40.731	37.925	1:54.333	93.48	1.259	12:40:33.110
5 - D1	36.017	40.723	37.648	1:54.388	93.43	1.314	12:42:27.498
6 - D1	34.995	40.824	37.293	1:53.112 (2)	94.49	0.038	12:44:20.610
7 - D1	35.351	40.603	38.109	1:54.063	93.70	0.989	12:46:14.673
8 - D1	35.122	41.361	37.924	1:54.407	93.42	1.333	12:48:09.080
9 - D1	34.933	41.105	37.248	1:53.286	94.34	0.212	12:50:02.366
10 - D1	35.457	41.089	38.040	1:54.586	93.27	1.512	12:51:56.952
11 - D1	35.308	41.210	38.995	1:55.513	92.52	2.439	12:53:52.465
12 - D1	34.675	40.495	37.904	1:53.074 (1)	94.52		12:55:45.539
13 - D1	34.964	40.288	37.983	1:53.235 (3)	94.38	0.161	12:57:38.774
14 - D1	34.911	41.266	37.620	1:53.797	93.92	0.723	12:59:32.571

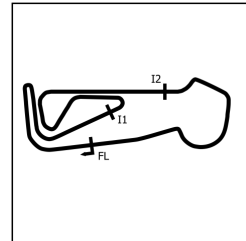
P8 247 GTC Racelab				Ferrari Challenge 488			
IDEAL LAP TIME : 1:53.160		BEST LAP TIME : 1:53.179		DIFFERENCE : 0.019			
D1: Lucky KHERA							
LAP	SECTOR 1	SECTOR 2	SECTOR 3	LAP TIME	MPH	DIFF	TIME OF DAY
1 - D1		41.267	38.312	2:03.306	86.67	10.127	12:34:49.181
2 - D1	35.571	40.862	38.706	1:55.139	92.82	1.960	12:36:44.320
3 - D1	36.880	41.566	37.761	1:56.207	91.97	3.028	12:38:40.527
4 - D1	35.513	40.676	38.128	1:54.317	93.49	1.138	12:40:34.844
5 - D1	35.668	40.792	37.885	1:54.345	93.47	1.166	12:42:29.189
6 - D1	35.539	40.861	37.879	1:54.279	93.52	1.100	12:44:23.468
7 - D1	35.699	40.890	37.738	1:54.327	93.48	1.148	12:46:17.795
8 - D1	35.490	40.376	37.313	1:53.179 (1)	94.43		12:48:10.974
9 - D1	35.471	40.590	37.697	1:53.758 (2)	93.95	0.579	12:50:04.732
10 - D1	35.803	42.027	37.551	1:55.381	92.63	2.202	12:52:00.113
11 - D1	35.682	40.527	39.117	1:55.326	92.67	2.147	12:53:55.439
12 - D1	35.758	40.523	37.895	1:54.176 (3)	93.61	0.997	12:55:49.615
13 - D1	35.623	40.713	37.919	1:54.255	93.54	1.076	12:57:43.870
14 - D1	36.081	40.881	38.781	1:55.743	92.34	2.564	12:59:39.613

P9 9 GTC Topcats Racing				Lamborghini Super Trofeo			
IDEAL LAP TIME : 1:53.155		BEST LAP TIME : 1:53.200		DIFFERENCE : 0.045			
D1: Warren GILBERT		D2: Jensen LUNN					
LAP	SECTOR 1	SECTOR 2	SECTOR 3	LAP TIME	MPH	DIFF	TIME OF DAY
1 - D1		41.054	38.546	2:03.084	86.83	9.884	12:34:48.959
2 - D1	35.418	40.850	38.740	1:55.008	92.93	1.808	12:36:43.967
3 - D1	36.588	40.611	37.894	1:55.093	92.86	1.893	12:38:39.060
4 - D1	35.903	40.886	38.680	1:55.469	92.56	2.269	12:40:34.529
5 - D1	35.491	40.913	37.666	1:54.070 (3)	93.69	0.870	12:42:28.599
6 - D1	35.659	40.965	37.956	1:54.580	93.28	1.380	12:44:23.179
7 - D1	35.805	40.490	37.968	1:54.263	93.53	1.063	12:46:17.442
8 - D1	35.338	40.213	37.649	1:53.200 (1)	94.41		12:48:10.642
9 - D1	35.332	40.409	37.987	1:53.728 (2)	93.97	0.528	12:50:04.370
10 - D1	35.910	42.552	37.902	1:56.364	91.85	3.164	12:52:00.734
11 - D1	35.511	40.650	39.277	1:55.438	92.58	2.238	12:53:56.172
12 - D1	35.907	41.085	38.113	1:55.105	92.85	1.905	12:55:51.277
13 - D1	35.899	41.131	37.975	1:55.005	92.93	1.805	12:57:46.282
14 - D1	35.293	40.531	38.973	1:54.797	93.10	1.597	12:59:41.079



# GT Cup Championship

## RACE 2 - SECTOR ANALYSIS



SECTOR 1 = FL to I1, SECTOR 2 = I1 to I2, SECTOR 3 = I2 to FL, DIFF = Difference To Personal Best Lap, P = Crossed Finish Line in Pit Lane, D = Time Disallowed

P10 61 GT3 Scott Sport				Lamborghini Huracan GT3			
IDEAL LAP TIME : 1:51.293		BEST LAP TIME : 1:51.417		DIFFERENCE : 0.124			
D1: John DHILLON		D2: Andrea AMICI (P)					
LAP	SECTOR 1	SECTOR 2	SECTOR 3	LAP TIME	MPH	DIFF	TIME OF DAY
1 - D1		40.670	37.330	2:25.826	73.29	34.409	12:35:11.701
2 - D1	34.907	40.271	38.941	1:54.119	93.65	2.702	12:37:05.820
3 - D1	35.700	41.134	39.592	1:56.426	91.80	5.009	12:39:02.246
4 - D1	35.111	41.919	39.073	1:56.103	92.05	4.686	12:40:58.349
5 - D1	37.093	39.980	37.303	1:54.376	93.44	2.959	12:42:52.725
6 - D1	35.540	40.067	37.207	1:52.814	94.74	1.397	12:44:45.539
7 - D1	34.792	39.809	37.128	1:51.729 (3)	95.66	0.312	12:46:37.268
8 - D1	34.993	39.769	37.048	1:51.810	95.59	0.393	12:48:29.078
9 - D1	35.439	39.688	36.996	1:52.123	95.32	0.706	12:50:21.201
10 - D1	34.609	39.730	37.078	1:51.417 (1)	95.92		12:52:12.618
11 - D1	34.764	39.776	37.081	1:51.621 (2)	95.75	0.204	12:54:04.239
12 - D1	34.741	40.418	37.104	1:52.263	95.20	0.846	12:55:56.502
13 - D1	34.635	39.955	37.197	1:51.787	95.61	0.370	12:57:48.289
14 - D1	34.696	39.941	38.622	1:53.259	94.36	1.842	12:59:41.548

P11 3 GTC Topcats Racing				Lamborghini Super Trofeo			
IDEAL LAP TIME : 1:55.589		BEST LAP TIME : 1:55.933		DIFFERENCE : 0.344			
D1: Charlotte GILBERT		D2: Charlotte BIRCH					
LAP	SECTOR 1	SECTOR 2	SECTOR 3	LAP TIME	MPH	DIFF	TIME OF DAY
1 - D1		41.898	38.969	2:05.412	85.22	9.479	12:34:51.287
2 - D1	36.944	41.171	39.571	1:57.686	90.81	1.753	12:36:48.973
3 - D1	37.374	41.868	39.276	1:58.518	90.18	2.585	12:38:47.491
4 - D1	36.981	41.723	39.147	1:57.851	90.69	1.918	12:40:45.342
5 - D1	36.739	41.545	38.858	1:57.142	91.24	1.209	12:42:42.484
6 - D1	36.950	41.562	38.669	1:57.181	91.21	1.248	12:44:39.665
7 - D1	36.722	41.165	38.637	1:56.524 (3)	91.72	0.591	12:46:36.189
8 - D1	36.953	41.279	38.571	1:56.803	91.50	0.870	12:48:32.992
9 - D1	36.146	41.419	38.825	1:56.390 (2)	91.82	0.457	12:50:29.382
10 - D1	36.914	41.394	38.562	1:56.870	91.45	0.937	12:52:26.252
11 - D1	36.490	41.026	38.417	1:55.933 (1)	92.19		12:54:22.185
12 - D1	36.646	41.363	39.174	1:57.183	91.20	1.250	12:56:19.368
13 - D1	36.408	41.385	39.376	1:57.169	91.21	1.236	12:58:16.537
14 - D1	36.556	41.272	38.961	1:56.789	91.51	0.856	13:00:13.326

P12 56 GTC FF Corse				Ferrari Challenge 488 EVO			
IDEAL LAP TIME : 1:56.519		BEST LAP TIME : 1:56.685		DIFFERENCE : 0.166			
D1: Roy MILLINGTON		D2: Benny SIMONSEN (P)					
LAP	SECTOR 1	SECTOR 2	SECTOR 3	LAP TIME	MPH	DIFF	TIME OF DAY
1 - D1		42.918	40.349	2:10.755	81.74	14.070	12:34:56.630
2 - D1	38.005	42.114	41.576	2:01.695	87.82	5.010	12:36:58.325
3 - D1	36.835	42.212	40.426	1:59.473	89.46	2.788	12:38:57.798
4 - D1	38.056	42.898	40.458	2:01.412	88.03	4.727	12:40:59.210
5 - D1	38.576	41.565	40.193	2:00.334	88.82	3.649	12:42:59.544
6 - D1	38.325	42.343	39.709	2:00.377	88.78	3.692	12:44:59.921
7 - D1	37.016	41.190	39.268	1:57.474 (3)	90.98	0.789	12:46:57.395
8 - D1	36.215	41.036	39.434	1:56.685 (1)	91.59		12:48:54.080
9 - D1	37.436	41.050	39.446	1:57.932	90.62	1.247	12:50:52.012
10 - D1	36.662	41.173	39.577	1:57.412 (2)	91.03	0.727	12:52:49.424
11 - D1	36.816	41.642	39.843	1:58.301	90.34	1.616	12:54:47.725
12 - D1	36.876	41.587	39.649	1:58.112	90.49	1.427	12:56:45.837
13 - D1	36.656	41.534	39.676	1:57.866	90.67	1.181	12:58:43.703
14 - D1	36.880	42.013	39.622	1:58.515	90.18	1.830	13:00:42.218



# GT Cup Championship

## RACE 2 - SECTOR ANALYSIS



SECTOR 1 = FL to I1, SECTOR 2 = I1 to I2, SECTOR 3 = I2 to FL, DIFF = Difference To Personal Best Lap, P = Crossed Finish Line in Pit Lane, D = Time Disallowed

P13 17 GTH Orange Racing powered by JMH				Mclaren 570S GT4			
IDEAL LAP TIME : 1:58.871		BEST LAP TIME : 1:59.285		DIFFERENCE : 0.414			
D1: Russell LINDSAY		D2: Patrick COLLINS					
LAP	SECTOR 1	SECTOR 2	SECTOR 3	LAP TIME	MPH	DIFF	TIME OF DAY
1 - D1		42.498	39.588	2:07.793	83.63	8.508	12:34:53.668
2 - D1	37.296	42.374	39.842	1:59.512	89.43	0.227	12:36:53.180
3 - D1	37.316	42.748	39.903	1:59.967	89.09	0.682	12:38:53.147
4 - D1	37.528	42.430	39.674	1:59.632	89.34	0.347	12:40:52.779
5 - D1	37.294	42.576	39.556	1:59.426 (3)	89.49	0.141	12:42:52.205
6 - D1	38.637	42.714	39.901	2:01.252	88.14	1.967	12:44:53.457
7 - D1	37.498	43.005	39.941	2:00.444	88.73	1.159	12:46:53.901
8 - D1	37.791	42.515	39.539	1:59.845	89.18	0.560	12:48:53.746
9 - D1	39.209	43.276	40.042	2:02.527	87.23	3.242	12:50:56.273
10 - D1	37.312	42.442	39.631	1:59.385 (2)	89.52	0.100	12:52:55.658
11 - D1	37.449	42.562	39.274	1:59.285 (1)	89.60		12:54:54.943
12 - D1	37.223	42.902	40.770	2:00.895	88.40	1.610	12:56:55.838
13 - D1	38.339	43.417	40.252	2:02.008	87.60	2.723	12:58:57.846

P14 50 GTH Valluga Racing			Porsche Cayman 718 RS Clubsport				
IDEAL LAP TIME : 1:58.944		BEST LAP TIME : 1:59.333		DIFFERENCE : 0.389			
D1: James WALLIS		D2: Sam MAHER-LOUGHNAN (					
LAP	SECTOR 1	SECTOR 2	SECTOR 3	LAP TIME	MPH	DIFF	TIME OF DAY
1 - D1		43.552	40.172	2:09.937	82.25	10.604	12:34:55.812
2 - D1	37.593	42.693	40.406	2:00.692	88.55	1.359	12:36:56.504
3 - D1	37.595	43.154	40.035	2:00.784	88.48	1.451	12:38:57.288
4 - D1	38.282	42.710	39.875	2:00.867	88.42	1.534	12:40:58.155
5 - D1	38.574	42.534	39.919	2:01.027	88.31	1.694	12:42:59.182
6 - D1	38.398	43.082	40.613	2:02.093	87.54	2.760	12:45:01.275
7 - D1	38.039	42.929	39.851	2:00.819	88.46	1.486	12:47:02.094
8 - D1	38.441	42.829	39.386	2:00.656	88.58	1.323	12:49:02.750
9 - D1	37.024	42.783	39.526	1:59.333 (1)	89.56		12:51:02.083
10 - D1	37.577	42.825	39.595	1:59.997 (3)	89.06	0.664	12:53:02.080
11 - D1	37.343	42.736	39.703	1:59.782 (2)	89.22	0.449	12:55:01.862
12 - D1	37.499	42.893	39.757	2:00.149	88.95	0.816	12:57:02.011
13 - D1	37.650	42.714	39.655	2:00.019	89.05	0.686	12:59:02.030

P15 77 GTH Greystone GT			McLaren 570S GT4				
IDEAL LAP TIME : 1:59.476		BEST LAP TIME : 1:59.807		DIFFERENCE : 0.331			
D1: Mark HOPTON		D2: Euan HANKEY (P)					
LAP	SECTOR 1	SECTOR 2	SECTOR 3	LAP TIME	MPH	DIFF	TIME OF DAY
1 - D1		43.516	41.120	2:11.770	81.11	11.963	12:34:57.645
2 - D1	37.888	42.513	41.420	2:01.821	87.73	2.014	12:36:59.466
3 - D1	37.827	42.327	39.653	1:59.807 (1)	89.21		12:38:59.273
4 - D1	37.649	43.775	39.883	2:01.307	88.10	1.500	12:41:00.580
5 - D1	38.095	42.557	39.530	2:00.182 (2)	88.93	0.375	12:43:00.762
6 - D1	37.781	43.009	40.145	2:00.935	88.37	1.128	12:45:01.697
7 - D1	38.168	42.902	39.876	2:00.946	88.37	1.139	12:47:02.643
8 - D1	38.428	42.994	40.228	2:01.650	87.85	1.843	12:49:04.293
9 - D1	38.104	42.866	39.860	2:00.830	88.45	1.023	12:51:05.123
10 - D1	38.060	43.133	39.893	2:01.086	88.26	1.279	12:53:06.209
11 - D1	37.985	43.296	40.328	2:01.609	87.88	1.802	12:55:07.818
12 - D1	37.619	43.449	39.671	2:00.739 (3)	88.52	0.932	12:57:08.557
13 - D1	37.646	43.722	40.030	2:01.398	88.04	1.591	12:59:09.955



# GT Cup Championship

## RACE 2 - SECTOR ANALYSIS



SECTOR 1 = FL to I1, SECTOR 2 = I1 to I2, SECTOR 3 = I2 to FL, DIFF = Difference To Personal Best Lap, P = Crossed Finish Line in Pit Lane, D = Time Disallowed

P16 26 GTH Paddock Motorsport				McLaren 570S GT4			
IDEAL LAP TIME : 1:59.518		BEST LAP TIME : 1:59.780		DIFFERENCE : 0.262			
D1: Tehmur CHOHAN		D2: Moh RITSON (PS)					
LAP	SECTOR 1	SECTOR 2	SECTOR 3	LAP TIME	MPH	DIFF	TIME OF DAY
1 - D2		43.629	40.611	2:12.348	80.75	12.568	12:34:58.223
2 - D2	37.989	42.962	40.990	2:01.941	87.64	2.161	12:37:00.164
3 - D2	38.698	43.119	40.982	2:02.799	87.03	3.019	12:39:02.963
4 - D2	37.924	<b>42.401</b>	39.741	2:00.066 (2)	89.01	0.286	12:41:03.029
5 - D2	37.644	42.472	39.664	<b>1:59.780 (1)</b>	<b>89.23</b>		<b>12:43:02.809</b>
6 - D2	<b>37.515</b>	42.869	39.896	2:00.280	88.86	0.500	12:45:03.089
7 - D2	37.701	42.781	<b>39.602</b>	2:00.084 (3)	89.00	0.304	12:47:03.173
8 - D2	38.411	43.242	40.095	2:01.748	87.78	1.968	12:49:04.921
9 - D2	37.942	43.024	39.638	2:00.604	88.62	0.824	12:51:05.525
10 - D2	38.182	43.558	40.475	2:02.215	87.45	2.435	12:53:07.740
11 - D2	37.724	42.871	40.202	2:00.797	88.47	1.017	12:55:08.537
12 - D2	37.603	43.419	40.096	2:01.118	88.24	1.338	12:57:09.655
13 - D2	38.014	43.661	40.185	2:01.860	87.70	2.080	12:59:11.515

P17 14 GTH Greystone GT				McLaren 570S GT4			
IDEAL LAP TIME : 1:59.999		BEST LAP TIME : 2:00.229		DIFFERENCE : 0.230			
D1: Phillip CARTER		D2: Michael BROADHURST (P)					
LAP	SECTOR 1	SECTOR 2	SECTOR 3	LAP TIME	MPH	DIFF	TIME OF DAY
1 - D1		43.665	41.135	2:13.560	80.02	13.331	12:34:59.435
2 - D1	37.903	42.599	41.282	2:01.784	87.76	1.555	12:37:01.219
3 - D1	38.293	42.976	41.412	2:02.681	87.12	2.452	12:39:03.900
4 - D1	<b>37.459</b>	42.661	40.323	2:00.443	88.73	0.214	12:41:04.343
5 - D1	37.647	<b>42.516</b>	40.082	2:00.245 (2)	88.88	0.016	12:43:04.588
6 - D1	37.625	42.521	40.289	2:00.435 (3)	88.74	0.206	12:45:05.023
7 - D1	37.645	42.560	<b>40.024</b>	<b>2:00.229 (1)</b>	<b>88.89</b>		<b>12:47:05.252</b>
8 - D1	37.579	42.649	40.248	2:00.476	88.71	0.247	12:49:05.728
9 - D1	37.626	42.975	40.203	2:00.804	88.47	0.575	12:51:06.532
10 - D1	37.833	43.060	40.446	2:01.339	88.08	1.110	12:53:07.871
11 - D1	38.016	42.722	40.566	2:01.304	88.10	1.075	12:55:09.175
12 - D1	37.949	42.846	40.291	2:01.086	88.26	0.857	12:57:10.261
13 - D1	38.032	43.365	40.463	2:01.860	87.70	1.631	12:59:12.121

P18 86 GTH Caffeine Six by Parr Motorsport				Porsche Cayman Clubsport GT4			
IDEAL LAP TIME : 1:59.833		BEST LAP TIME : 2:00.324		DIFFERENCE : 0.491			
D1: Timothy CRESWICK		D2: Chris DYMOND (P)					
LAP	SECTOR 1	SECTOR 2	SECTOR 3	LAP TIME	MPH	DIFF	TIME OF DAY
1 - D1		43.844	41.291	2:14.146	79.67	13.822	12:35:00.021
2 - D1	37.888	42.934	41.499	2:02.321	87.37	1.997	12:37:02.342
3 - D1	38.001	42.803	41.237	2:02.041	87.57	1.717	12:39:04.383
4 - D1	37.814	<b>42.535</b>	40.207	2:00.556	88.65	0.232	12:41:04.939
5 - D1	37.670	42.738	39.932	2:00.340 (2)	88.81	0.016	12:43:05.279
6 - D1	37.894	43.309	<b>39.823</b>	2:01.026	88.31	0.702	12:45:06.305
7 - D1	37.688	42.573	40.256	2:00.517	88.68	0.193	12:47:06.822
8 - D1	<b>37.475</b>	42.757	40.092	<b>2:00.324 (1)</b>	<b>88.82</b>		<b>12:49:07.146</b>
9 - D1	37.930	43.248	40.015	2:01.193	88.19	0.869	12:51:08.339
10 - D1	37.530	42.991	39.867	2:00.388 (3)	88.78	0.064	12:53:08.727
11 - D1	38.039	43.230	40.151	2:01.420	88.02	1.096	12:55:10.147
12 - D1	37.934	42.863	39.876	2:00.673	88.57	0.349	12:57:10.820
13 - D1	38.112	43.992	40.240	2:02.344	87.36	2.020	12:59:13.164



# GT Cup Championship

## RACE 2 - SECTOR ANALYSIS



SECTOR 1 = FL to I1, SECTOR 2 = I1 to I2, SECTOR 3 = I2 to FL, DIFF = Difference To Personal Best Lap, P = Crossed Finish Line in Pit Lane, D = Time Disallowed

P19 69 GTH Make Happen Racing				Mercedes AMG GT4			
IDEAL LAP TIME : 2:00.135		BEST LAP TIME : 2:00.757		DIFFERENCE : 0.622			
D1: Stephen WALTON		D2: Chris HART					
LAP	SECTOR 1	SECTOR 2	SECTOR 3	LAP TIME	MPH	DIFF	TIME OF DAY
1 - D1		43.559	<b>39.909</b>	2:09.062	82.81	8.305	12:34:54.937
2 - D1	37.633	42.928	40.677	2:01.238	88.15	0.481	12:36:56.175
3 - D1	<b>37.611</b>	43.227	40.108	2:00.946	88.37	0.189	12:38:57.121
4 - D1	38.093	42.725	40.049	2:00.867 (3)	88.42	0.110	12:40:57.988
5 - D1	38.396	<b>42.615</b>	40.117	2:01.128	88.23	0.371	12:42:59.116
6 - D1	38.136	42.985	40.903	2:02.024	87.58	1.267	12:45:01.140
7 - D1	37.904	42.722	40.131	<b>2:00.757 (1)</b>	<b>88.50</b>		<b>12:47:01.897</b>
8 - D1	38.529	43.372	40.285	2:02.186	87.47	1.429	12:49:04.083
9 - D1	38.009	42.712	40.100	2:00.821 (2)	88.46	0.064	12:51:04.904
10 - D1	37.978	42.961	40.099	2:01.038	88.30	0.281	12:53:05.942
11 - D1	38.008	42.830	40.389	2:01.227	88.16	0.470	12:55:07.169
12 - D1	37.776	43.217	40.079	2:01.072	88.27	0.315	12:57:08.241
13 - D1	37.698	43.337	40.400	2:01.435	88.01	0.678	12:59:09.676

P20 64 GTH Trade Centre Formula Woman				Mclaren 570S GT4			
IDEAL LAP TIME : 2:00.761		BEST LAP TIME : 2:01.205		DIFFERENCE : 0.444			
D1: Erika HOFFMANN		D2: Jodie SLOSS					
LAP	SECTOR 1	SECTOR 2	SECTOR 3	LAP TIME	MPH	DIFF	TIME OF DAY
1 - D1		45.167	40.683	2:15.572	78.83	14.367	12:35:01.447
2 - D1	38.394	43.112	40.662	2:02.168	87.48	0.963	12:37:03.615
3 - D1	<b>37.843</b>	43.751	<b>40.100</b>	2:01.694	87.82	0.489	12:39:05.309
4 - D1	37.967	43.090	40.148	<b>2:01.205 (1)</b>	<b>88.18</b>		<b>12:41:06.514</b>
5 - D1	37.898	42.829	42.612	2:03.339	86.65	2.134	12:43:09.853
6 - D1	38.235	43.247	40.386	2:01.868	87.70	0.663	12:45:11.721
7 - D1	38.427	43.298	40.311	2:02.036	87.58	0.831	12:47:13.757
8 - D1	38.263	<b>42.818</b>	40.149	2:01.230 (2)	88.16	0.025	12:49:14.987
9 - D1	38.278	43.056	40.258	2:01.592	87.90	0.387	12:51:16.579
10 - D1	38.264	43.261	40.771	2:02.296	87.39	1.091	12:53:18.875
11 - D1	38.261	43.640	40.726	2:02.627	87.15	1.422	12:55:21.502
12 - D1	38.374	44.332	40.699	2:03.405	86.60	2.200	12:57:24.907
13 - D1	37.902	43.332	40.189	2:01.423 (3)	88.02	0.218	12:59:26.330

P21 65 GTH Trade Centre Formula Woman				Mclaren 570S GT4			
IDEAL LAP TIME : 2:00.392		BEST LAP TIME : 2:00.824		DIFFERENCE : 0.432			
D1: Sara MISIR		D2: Steph SORE					
LAP	SECTOR 1	SECTOR 2	SECTOR 3	LAP TIME	MPH	DIFF	TIME OF DAY
1 - D1		44.932	40.603	2:14.826	79.27	14.002	12:35:00.701
2 - D1	39.452	43.699	40.586	2:03.737	86.37	2.913	12:37:04.438
3 - D1	38.033	43.465	40.397	2:01.895 (2)	87.68	1.071	12:39:06.333
4 - D1	<b>37.442</b>	43.175	<b>40.207</b>	<b>2:00.824 (1)</b>	<b>88.45</b>		<b>12:41:07.157</b>
5 - D1	37.702	<b>42.743</b>	42.403	2:02.848	87.00	2.024	12:43:10.005
6 - D1	38.948	43.058	40.269	2:02.275	87.41	1.451	12:45:12.280
7 - D1	38.145	43.297	40.520	2:01.962 (3)	87.63	1.138	12:47:14.242
8 - D1	38.255	43.772	41.103	2:03.130	86.80	2.306	12:49:17.372
9 - D1	38.343	43.660	41.681	2:03.684	86.41	2.860	12:51:21.056
10 - D1	38.779	43.917	41.417	2:04.113	86.11	3.289	12:53:25.169
11 - D1	38.854	44.743	41.198	2:04.795	85.64	3.971	12:55:29.964
12 - D1	38.625	43.819	41.964	2:04.408	85.91	3.584	12:57:34.372
13 - D1	38.715	45.957	42.441	2:07.113	84.08	6.289	12:59:41.485



# GT Cup Championship

## RACE 2 - SECTOR ANALYSIS



SECTOR 1 = FL to I1, SECTOR 2 = I1 to I2, SECTOR 3 = I2 to FL, DIFF = Difference To Personal Best Lap, P = Crossed Finish Line in Pit Lane, D = Time Disallowed

P22 96 GTH		Make Happen Racing		Mercedes AMG GT4			
IDEAL LAP TIME : 1:59.978		BEST LAP TIME : 2:00.264		DIFFERENCE : 0.286			
D1: Jon CURRIE							
LAP	SECTOR 1	SECTOR 2	SECTOR 3	LAP TIME	MPH	DIFF	TIME OF DAY
1 - D1		44.193	40.844	2:14.354	79.55	14.090	12:35:00.229
2 - D1	38.463	43.209	41.005	2:02.677	87.12	2.413	12:37:02.906
3 - D1	38.150	43.229	40.276	2:01.655	87.85	1.391	12:39:04.561
4 - D1	38.217	42.529	40.076	2:00.822	88.46	0.558	12:41:05.383
5 - D1	37.666	43.034	1:22.519	2:43.219	65.48	42.955	12:43:48.602
6 - D1	38.106	43.029	41.011	2:02.146	87.50	1.882	12:45:50.748
7 - D1	37.561	42.999	40.004	2:00.564 (3)	88.65	0.300	12:47:51.312
8 - D1	37.926	43.550	39.928	2:01.404	88.03	1.140	12:49:52.716
9 - D1	37.574	43.115	39.888	2:00.577	88.64	0.313	12:51:53.293
10 - D1	37.868	44.753	42.005	2:04.626	85.76	4.362	12:53:57.919
11 - D1	39.074	42.859	40.342	2:02.275	87.41	2.011	12:56:00.194
12 - D1	37.659	42.956	39.925	2:00.540 (2)	88.66	0.276	12:58:00.734
13 - D1	37.570	42.776	39.918	2:00.264 (1)	88.87		13:00:00.998

P23 80 GTH		Greystone GT		Mclaren 570S GT4			
IDEAL LAP TIME : 2:03.614		BEST LAP TIME : 2:03.843		DIFFERENCE : 0.229			
D1: Ron TRENKA		D2: Jon LANCASTER (P)					
LAP	SECTOR 1	SECTOR 2	SECTOR 3	LAP TIME	MPH	DIFF	TIME OF DAY
1 - D1		44.344	41.766	2:17.257	77.86	13.414	12:35:03.132
2 - D1	39.078	43.973	43.194	2:06.245	84.66	2.402	12:37:09.377
3 - D1	39.087	43.830	42.025	2:04.942	85.54	1.099	12:39:14.319
4 - D1	39.578	44.253	41.722	2:05.553	85.12	1.710	12:41:19.872
5 - D1	39.601	43.915	42.808	2:06.324	84.60	2.481	12:43:26.196
6 - D1	39.293	44.190	41.403	2:04.886 (3)	85.58	1.043	12:45:31.082
7 - D1	39.439	44.124	41.767	2:05.330	85.27	1.487	12:47:36.412
8 - D1	39.575	44.431	41.550	2:05.556	85.12	1.713	12:49:41.968
9 - D1	39.515	45.912	42.328	2:07.755	83.66	3.912	12:51:49.723
10 - D1	39.180	44.069	44.784	2:08.033	83.47	4.190	12:53:57.756
11 - D1	40.347	44.034	41.727	2:06.108	84.75	2.265	12:56:03.864
12 - D1	39.027	44.366	41.226	2:04.619 (2)	85.76	0.776	12:58:08.483
13 - D1	38.713	43.675	41.455	2:03.843 (1)	86.30		13:00:12.326

P24 25 GTH		Paddock Motorsport		Mclaren 570S GT4			
IDEAL LAP TIME : 1:59.790		BEST LAP TIME : 2:00.384		DIFFERENCE : 0.594			
D1: Kavi JUNDU		D2: Adam HATFIELD (PS)					
LAP	SECTOR 1	SECTOR 2	SECTOR 3	LAP TIME	MPH	DIFF	TIME OF DAY
1 - D1		43.793	40.107	2:10.563	81.86	10.179	12:34:56.438
2 - D1	37.625	44.110	IN PIT	3:18.501 P	53.84	1:18.117	12:38:14.939
3 - D1	OUTLAP	43.062	40.742	2:05.548	85.13	5.164	12:40:20.487
4 - D1	37.896	43.011	42.200	2:03.107	86.81	2.723	12:42:23.594
5 - D1	38.750	44.506	40.230	2:03.486	86.55	3.102	12:44:27.080
6 - D1	38.117	42.561	39.706	2:00.384 (1)	88.78		12:46:27.464
7 - D1	37.788	42.847	39.925	2:00.560 (2)	88.65	0.176	12:48:28.024
8 - D1	38.068	42.527	40.012	2:00.607 (3)	88.61	0.223	12:50:28.631
9 - D1	37.557	44.265	40.227	2:02.049	87.57	1.665	12:52:30.680
10 - D1	37.839	42.681	40.422	2:00.942	88.37	0.558	12:54:31.622
11 - D1	37.647	42.955	40.052	2:00.654	88.58	0.270	12:56:32.276
12 - D1	37.677	42.963	40.476	2:01.116	88.24	0.732	12:58:33.392
13 - D1	38.178	42.884	40.039	2:01.101	88.25	0.717	13:00:34.493

P25 16 GT3		Ram Racing		Mercedes AMG GT3			
IDEAL LAP TIME :		BEST LAP TIME :		DIFFERENCE :			
D1: Ian LOGGIE							
LAP	SECTOR 1	SECTOR 2	SECTOR 3	LAP TIME	MPH	DIFF	TIME OF DAY
1 - D1	<b>OUTLAP</b>	55.142	<b>IN PIT</b>	5:45.999 P	30.89		12:38:31.874



GT Cup Championship

RACE 2 - BEST SECTORS

SECTOR 1				SECTOR 2				SECTOR 3				IDEAL / BEST COMPARISON			
POS	NO	NAME	TIME	NO	NAME	TIME	NO	NAME	TIME	POS	NO	NAME	IDEAL	BEST	DIFF
												PERFECT LAP	1:50.032		
1	5	CTR Developments	34.142	66	Enduro Motorsport	39.339	67	Orange Racing powered by JMH	36.551	1	67	Orange Racing powered by JMH	1:50.217	1:50.411	0.194
2	67	Orange Racing powered by JMH	34.165	11	Ram Racing	39.465	66	Enduro Motorsport	36.621	2	66	Enduro Motorsport	1:50.330	1:50.674	0.344
3	11	Ram Racing	34.363	67	Orange Racing powered by JMH	39.501	7	Raw Motorsport	36.819	3	5	CTR Developments	1:50.688	1:51.576	0.888
4	66	Enduro Motorsport	34.370	5	CTR Developments	39.507	11	Ram Racing	36.922	4	11	Ram Racing	1:50.750	1:51.272	0.522
5	61	Scott Sport	34.609	61	Scott Sport	39.688	61	Scott Sport	36.996	5	61	Scott Sport	1:51.293	1:51.417	0.124
6	4	Tecserve	34.675	44	Paddock Motorsport	39.991	5	CTR Developments	37.039	6	7	Raw Motorsport	1:52.040	1:52.040	0.000
7	7	Raw Motorsport	34.939	9	Topcats Racing	40.213	4	Tecserve	37.248	7	4	Tecserve	1:52.211	1:53.074	0.863
8	44	Paddock Motorsport	35.002	7	Raw Motorsport	40.282	247	Racelab	37.313	8	44	Paddock Motorsport	1:52.362	1:53.028	0.666
9	9	Topcats Racing	35.293	4	Tecserve	40.288	44	Paddock Motorsport	37.369	9	9	Topcats Racing	1:53.155	1:53.200	0.045
10	247	Racelab	35.471	247	Racelab	40.376	9	Topcats Racing	37.649	10	247	Racelab	1:53.160	1:53.179	0.019
11	3	Topcats Racing	36.146	3	Topcats Racing	41.026	3	Topcats Racing	38.417	11	3	Topcats Racing	1:55.589	1:55.933	0.344
12	56	FF Corse	36.215	56	FF Corse	41.036	56	FF Corse	39.268	12	56	FF Corse	1:56.519	1:56.685	0.166
13	50	Valluga Racing	37.024	77	Greystone GT	42.327	17	Orange Racing powered by JMH	39.274	13	17	Orange Racing powered by JMH	1:58.871	1:59.285	0.414
14	17	Orange Racing powered by JMH	37.223	17	Orange Racing powered by JMH	42.374	50	Valluga Racing	39.386	14	50	Valluga Racing	1:58.944	1:59.333	0.389
15	65	Trade Centre Formula Woman	37.442	26	Paddock Motorsport	42.401	77	Greystone GT	39.530	15	77	Greystone GT	1:59.476	1:59.807	0.331
16	14	Greystone GT	37.459	14	Greystone GT	42.516	26	Paddock Motorsport	39.602	16	26	Paddock Motorsport	1:59.518	1:59.780	0.262
17	86	Caffeine Six by Parr Motorsport	37.475	25	Paddock Motorsport	42.527	25	Paddock Motorsport	39.706	17	25	Paddock Motorsport	1:59.790	2:00.384	0.594
18	26	Paddock Motorsport	37.515	96	Make Happen Racing	42.529	86	Caffeine Six by Parr Motorsport	39.823	18	86	Caffeine Six by Parr Motorsport	1:59.833	2:00.324	0.491
19	25	Paddock Motorsport	37.557	50	Valluga Racing	42.534	96	Make Happen Racing	39.888	19	96	Make Happen Racing	1:59.978	2:00.264	0.286
20	96	Make Happen Racing	37.561	86	Caffeine Six by Parr Motorsport	42.535	69	Make Happen Racing	39.909	20	14	Greystone GT	1:59.999	2:00.229	0.230
21	69	Make Happen Racing	37.611	69	Make Happen Racing	42.615	14	Greystone GT	40.024	21	69	Make Happen Racing	2:00.135	2:00.757	0.622
22	77	Greystone GT	37.619	65	Trade Centre Formula Woman	42.743	64	Trade Centre Formula Woman	40.100	22	65	Trade Centre Formula Woman	2:00.392	2:00.824	0.432
23	64	Trade Centre Formula Woman	37.843	64	Trade Centre Formula Woman	42.818	65	Trade Centre Formula Woman	40.207	23	64	Trade Centre Formula Woman	2:00.761	2:01.205	0.444
24	80	Greystone GT	38.713	80	Greystone GT	43.675	80	Greystone GT	41.226	24	80	Greystone GT	2:03.614	2:03.843	0.229
25				16	Ram Racing	44.169				25	16	Ram Racing			
26				23	Greystone GT	1:05.850									



## GT Cup Championship

### RACE 2 - STATISTICS

**Competitors Started** 26  
**Planned Start** 2022-06-11 @ 12:30:00.000  
**Actual Start** 2022-06-11 @ 12:32:45.874  
**Finish Time** 2022-06-11 @ 12:58:46.611  
**Track Length** 2.9689mi.  
**Total Laps** 325  
**Total Distance Covered** 964.8962mi.

#### Session Fastest Lap History

NO	CL	NAME	LAP TIME	TIME OF DAY	LAP	VEHICLE
66	GT3	Enduro Motorsport	1:54.699	12:34:40.584	1	Mclaren 720S GT3
66	GT3	Enduro Motorsport	1:52.461	12:36:33.045	2	Mclaren 720S GT3
66	GT3	Enduro Motorsport	1:51.402	12:38:24.446	3	Mclaren 720S GT3
66	GT3	Enduro Motorsport	1:51.109	12:40:15.555	4	Mclaren 720S GT3
66	GT3	Enduro Motorsport	1:50.674	12:42:06.229	5	Mclaren 720S GT3
67	GT3	Orange Racing powered by JMH	1:50.411	12:57:11.479	13	Mclaren 720S GT3

#### Session Leader History

NO	CL	NAME	FROM LAP	LAPS LED	DISTANCE	VEHICLE
66	GT3	Enduro Motorsport	1	14	41.56 miles	Mclaren 720S GT3

#### Flag History

TYPE	TIME OF DAY
GREEN	12:32:45.874
FINISH	12:58:46.611

#### Flag Statistics

TYPE	COUNT	TOTAL LAPS	TOTAL TIME
Green	1	14	28:33.697
Red	0	0	0.000
Safety Car	0	0	0.000
FCY	0	0	0.000



## GT Cup Championship

### RACE 2 - STATISTICS

CLASS : GTC

4 Starters

#### Fastest Lap History

NO	NAME	LAP TIME	TIME OF DAY	LAP	VEHICLE
9	Topcats Racing	2:03.084	12:34:48.972	1	Lamborghini Super Trofeo
9	Topcats Racing	1:55.008	12:36:43.980	2	Lamborghini Super Trofeo
247	Racelab	1:54.317	12:40:34.846	4	Ferrari Challenge 488
9	Topcats Racing	1:54.070	12:42:28.611	5	Lamborghini Super Trofeo
9	Topcats Racing	1:53.200	12:48:10.655	8	Lamborghini Super Trofeo
247	Racelab	1:53.179	12:48:10.976	8	Ferrari Challenge 488

#### Leader History

NO	NAME	FROM LAP	LAPS LED	DISTANCE	VEHICLE
9	Topcats Racing	1	9	26.72 miles	Lamborghini Super Trofeo
247	Racelab	10	5	14.84 miles	Ferrari Challenge 488



## GT Cup Championship

### RACE 2 - STATISTICS

**CLASS : GT3**

**8 Starters**

#### Fastest Lap History

NO	NAME	LAP TIME	TIME OF DAY	LAP	VEHICLE
66	Enduro Motorsport	<b>1:54.699</b>	12:34:40.584	1	Mclaren 720S GT3
66	Enduro Motorsport	<b>1:52.461</b>	12:36:33.045	2	Mclaren 720S GT3
66	Enduro Motorsport	<b>1:51.402</b>	12:38:24.446	3	Mclaren 720S GT3
66	Enduro Motorsport	<b>1:51.109</b>	12:40:15.555	4	Mclaren 720S GT3
66	Enduro Motorsport	<b>1:50.674</b>	12:42:06.229	5	Mclaren 720S GT3
67	Orange Racing powered by JMH	<b>1:50.411</b>	12:57:11.479	13	Mclaren 720S GT3

#### Leader History

NO	NAME	FROM LAP	LAPS LED	DISTANCE	VEHICLE
66	Enduro Motorsport	1	14	41.56 miles	Mclaren 720S GT3



## GT Cup Championship

### RACE 2 - STATISTICS

CLASS : GTO

2 Starters

#### Fastest Lap History

NO	NAME	LAP TIME	TIME OF DAY	LAP	VEHICLE
7	Raw Motorsport	1:59.857	12:34:45.747	1	Radical RXC
7	Raw Motorsport	1:53.591	12:36:39.338	2	Radical RXC
5	CTR Developments	1:53.300	12:38:33.935	3	Porsche 935
5	CTR Developments	1:52.239	12:42:20.230	5	Porsche 935
7	Raw Motorsport	1:52.040	12:42:25.312	5	Radical RXC
5	CTR Developments	1:51.656	12:44:11.886	6	Porsche 935
5	CTR Developments	1:51.576	12:47:56.457	8	Porsche 935

#### Leader History

NO	NAME	FROM LAP	LAPS LED	DISTANCE	VEHICLE
7	Raw Motorsport	1	2	5.93 miles	Radical RXC
5	CTR Developments	3	12	35.62 miles	Porsche 935



## GT Cup Championship

### RACE 2 - STATISTICS

CLASS : GTH

12 Starters

#### Fastest Lap History

NO	NAME	LAP TIME	TIME OF DAY	LAP	VEHICLE
17	Orange Racing powered by JMH	<b>2:07.793</b>	12:34:53.675	1	Mclaren 570S GT4
17	Orange Racing powered by JMH	<b>1:59.512</b>	12:36:53.188	2	Mclaren 570S GT4
17	Orange Racing powered by JMH	<b>1:59.426</b>	12:42:52.209	5	Mclaren 570S GT4
50	Valluga Racing	<b>1:59.333</b>	12:51:02.107	9	Porsche Cayman 718 RS Clubsport
17	Orange Racing powered by JMH	<b>1:59.285</b>	12:54:54.952	11	Mclaren 570S GT4


#### Leader History

NO	NAME	FROM LAP	LAPS LED	DISTANCE	VEHICLE
17	Orange Racing powered by JMH	1	13	38.59 miles	Mclaren 570S GT4



# GT Cup Championship

## RACE 6 - GRID (50 minutes)

ROW 13	25	247	KHERA	
ROW 12	23	16	LOGGIE	24 23 CAMPBELL / WEBB (P)
ROW 11	21	64	HOFFMANN / SLOSS	22 80 TRENKA / LANCASTER (P)
ROW 10	19	69	WALTON / HART	20 65 MISIR / SORE
ROW 9	17	86	CRESWICK / DYMOND (P)	18 25 JUNDU / HATFIELD (PS)
ROW 8	15	14	CARTER / BROADHURST (P)	16 96 CURRIE
ROW 7	13	26	CHOHAN / RITSON (PS)	14 77 HOPTON / HANKEY (P)
ROW 6	11	17	LINDSAY / COLLINS	12 50 WALLIS / MAHER-LOUGHNAN (P)
ROW 5	9	3	GILBERT / BIRCH	10 56 MILLINGTON / SIMONSEN (P)
ROW 4	7	4	TILLEY / TREGURTHA (P)	8 9 GILBERT / LUNN
ROW 3	5	7	BURGESS / DIMMACK	6 44 RUSTON / WHITEHOUSE
ROW 2	3	11	PRICE / MACLEOD (P)	4 61 DHILLON / AMICI (P)
ROW 1	1	67	ORANGE / O'BRIEN (P)	2 66 TILLBROOK / CLUTTON (P)
Pole				
				

Car 247 to start from the back of the grid following disqualification from results of Race 1.

Car 5 - Withdrawn.

Snetterton 300: 2.9689 miles

These results are provisional until the conclusion of any judicial and technical matters.

Clerk Of Course : Simon Gnana-Pragasam	Stewards :	Timekeeper : Nick Palmer



GT Cup Championship

RACE 6 - CLASSIFICATION - AMENDED

POS	NO	CL	PIC	TEAM / DRIVERS	CAR	LAPS	TIME	GAP	DIFF	MPH	BEST	ON
1	67	GT3	1	Orange Racing powered by JMH Simon ORANGE / Michael O'BRIEN (P)	Mclaren 720S GT3	27	51:28.001			93.45	1:48.076	27
2	66	GT3	2	Enduro Motorsport Morgan TILLBROOK / Marcus CLUTTON (P)	Mclaren 720S GT3	27	51:40.457	12.456	12.456	93.07	1:48.423	21
3	16	GT3	3	Ram Racing Ian LOGGIE	Mercedes AMG GT3	27	52:06.419	38.418	25.962	92.30	1:50.134	9
4	4	GT3	4	Tecserve Grahame TILLEY / Will TREGURTHA (P)	Mercedes AMG GT3	27	52:22.934	54.933	16.515	91.81	1:48.588	18
5	23	GT3	5	Greystone GT Ian CAMPBELL / Ollie WEBB (P)	Mclaren 720S GT3	27	52:28.070	1:00.069	5.136	91.66	1:48.297	21
6	7	GTO	1	Raw Motorsport Steve BURGESS / Ben DIMMACK	Radical RXC	27	53:04.304	1:36.303	36.234	90.62	1:50.966	8
7	44	GT3	6	Paddock Motorsport Steve RUSTON / John WHITEHOUSE	Mclaren 720S GT3	27	53:07.993	1:39.992	3.689	90.52	1:53.021	26
8	9	GTC	1	Topcats Racing Jensen LUNN / Warren GILBERT	Lamborghini Super Trofeo	26	51:45.150	1 Lap	1 Lap	89.49	1:54.219	7
9	56	GTC	2	FF Corse Roy MILLINGTON / Benny SIMONSEN (P)	Ferrari Challenge 488 EVO	26	51:57.363	1 Lap	12.213	89.14	1:52.098	17
10	3	GTC	3	Topcats Racing Charlotte BIRCH / Charlotte GILBERT	Lamborghini Super Trofeo	26	52:56.162	1 Lap	58.799	87.49	1:55.700	25
11	50	GTH	1	Valluga Racing James WALLIS / Sam MAHER-LOUGHNAN (PS)	Porsche Cayman 718 RS Clubsport	25	51:55.730	2 Laps	1 Lap	85.75	1:59.243	3
12	96	GTH	2	Make Happen Racing Jon CURRIE	Mercedes AMG GT4	25	52:06.020	2 Laps	10.290	85.47	1:59.439	20
13	77	GTH	3	Greystone GT Mark HOPTON / Euan HANKEY (P)	Mclaren 570S GT4	25	52:11.241	2 Laps	5.221	85.33	1:57.469	20
14	14	GTH	4	Greystone GT Phillip CARTER / Michael BROADHURST (P)	Mclaren 570S GT4	25	52:14.600	2 Laps	3.359	85.24	1:57.282	17
15	69	GTH	5	Make Happen Racing Stephen WALTON / Chris HART	Mercedes AMG GT4	25	52:16.802	2 Laps	2.202	85.18	1:59.068	24
16	25	GTH	6	Paddock Motorsport Kavi JUNDU / Adam HATFIELD (PS)	Mclaren 570S GT4	25	52:20.587	2 Laps	3.785	85.08	1:58.952	23
17	80	GTH	7	Greystone GT Ron TRENKA / Jon LANCASTER (P)	Mclaren 570S GT4	25	52:45.521	2 Laps	24.934	84.41	1:57.812	19
18	64	GTH	8	Trade Centre Formula Woman Erika HOFFMANN / Jodie SLOSS	Mclaren 570S GT4	24	51:33.350	3 Laps	1 Lap	82.92	2:01.008	6
19	65	GTH	9	Trade Centre Formula Woman Sara MISIR / Steph SORE	Mclaren 570S GT4	24	52:54.001	3 Laps	1:20.651	80.81	1:59.865	20
20	17 *	GTH	10	Orange Racing powered by JMH Russell LINDSAY / Patrick COLLINS	Mclaren 570S GT4	20	52:23.150	7 Laps	4 Laps	68.00	2:02.376	15

NOT CLASSIFIED

NC	247	GTC		Racelab Lucky KHERA	Ferrari Challenge 488	17	51:39.933	10 Laps	3 Laps	58.61	1:52.598	17
NC	11	GT3		Ram Racing Mike PRICE / Callum MACLEOD (P)	Mercedes AMG GT3	14	27:54.299	13 Laps	3 Laps	89.37	1:51.370	5
NC	86	GTH		Caffeine Six by Parr Motorsport Timothy CRESWICK / Chris DYMOND (P)	Porsche Cayman Clubsport GT4	0						
DQ	61	GT3		Scott Sport John DHILLON / Andrea AMICI (P)	Lamborghini Huracan GT3							

NOT STARTED

NS	26	GTH		Paddock Motorsport Tehmur CHOHAN / Moh RITSON (PS)	Mclaren 570S GT4							
----	----	-----	--	---	------------------	--	--	--	--	--	--	--

FASTEST LAP

67	GT3	Orange Racing powered by JMH Simon ORANGE / Michael O'BRIEN (P)	Mclaren 720S GT3	27	1:48.076	98.89 mph	159.15 kph
7	GTO	Raw Motorsport Steve BURGESS / Ben DIMMACK	Radical RXC	8	1:50.966	96.31 mph	155.00 kph
56	GTC	FF Corse Roy MILLINGTON / Benny SIMONSEN (P)	Ferrari Challenge 488 EVO	17	1:52.098	95.34 mph	153.44 kph
14	GTH	Greystone GT Phillip CARTER / Michael BROADHURST (P)	Mclaren 570S GT4	17	1:57.282	91.13 mph	146.66 kph

Car 61 disqualified from meeting - Regulations Q12.21.4 / G5.3 refer.  
\*Car 17 - 5 second penalty for exceeding track limits.

Weather / Track : Bright / Dry  
These results are provisional until the conclusion of any judicial and technical matters.

Race Distance: 27 Laps / 80.16 miles  
Snetterton 300: 2.9689 miles  
Start: 16:07 Flag 16:58 End: 17:04

Clerk Of Course : Simon Gnana-Pragasam	Stewards :	Timekeeper : Nick Palmer



GT Cup Championship

RACE 6 - CLASSIFICATION

POS	NO	CL	PIC	TEAM / DRIVERS	CAR	LAPS	TIME	GAP	DIFF	MPH	BEST	ON
1	67	GT3	1	Orange Racing powered by JMH Simon ORANGE / Michael O'BRIEN (P)	Mclaren 720S GT3	27	51:28.001			93.45	1:48.076	27
2	66	GT3	2	Enduro Motorsport Morgan TILLBROOK / Marcus CLUTTON (P)	Mclaren 720S GT3	27	51:40.457	12.456	12.456	93.07	1:48.423	21
3	16	GT3	3	Ram Racing Ian LOGGIE	Mercedes AMG GT3	27	52:06.419	38.418	25.962	92.30	1:50.134	9
4	61	GT3	4	Scott Sport John DHILLON / Andrea AMICI (P)	Lamborghini Huracan GT3	27	52:06.840	38.839	0.421	92.29	1:49.063	22
5	4	GT3	5	Tecserve Grahame TILLEY / Will TREGURTHA (P)	Mercedes AMG GT3	27	52:22.934	54.933	16.094	91.81	1:48.588	18
6	23	GT3	6	Greystone GT Ian CAMPBELL / Ollie WEBB (P)	Mclaren 720S GT3	27	52:28.070	1:00.069	5.136	91.66	1:48.297	21
7	7	GTO	1	Raw Motorsport Steve BURGESS / Ben DIMMACK	Radical RXC	27	53:04.304	1:36.303	36.234	90.62	1:50.966	8
8	44	GT3	7	Paddock Motorsport Steve RUSTON / John WHITEHOUSE	Mclaren 720S GT3	27	53:07.993	1:39.992	3.689	90.52	1:53.021	26
9	9	GTC	1	Topcats Racing Jensen LUNN / Warren GILBERT	Lamborghini Super Trofeo	26	51:45.150	1 Lap	1 Lap	89.49	1:54.219	7
10	56	GTC	2	FF Corse Roy MILLINGTON / Benny SIMONSEN (P)	Ferrari Challenge 488 EVO	26	51:57.363	1 Lap	12.213	89.14	1:52.098	17
11	3	GTC	3	Topcats Racing Charlotte BIRCH / Charlotte GILBERT	Lamborghini Super Trofeo	26	52:56.162	1 Lap	58.799	87.49	1:55.700	25
12	50	GTH	1	Valluga Racing James WALLIS / Sam MAHER-LOUGHNAN (PS)	Porsche Cayman 718 RS Clubsport	25	51:55.730	2 Laps	1 Lap	85.75	1:59.243	3
13	96	GTH	2	Make Happen Racing Jon CURRIE	Mercedes AMG GT4	25	52:06.020	2 Laps	10.290	85.47	1:59.439	20
14	77	GTH	3	Greystone GT Mark HOPTON / Euan HANKEY (P)	Mclaren 570S GT4	25	52:11.241	2 Laps	5.221	85.33	1:57.469	20
15	14	GTH	4	Greystone GT Phillip CARTER / Michael BROADHURST (P)	Mclaren 570S GT4	25	52:14.600	2 Laps	3.359	85.24	1:57.282	17
16	69	GTH	5	Make Happen Racing Stephen WALTON / Chris HART	Mercedes AMG GT4	25	52:16.802	2 Laps	2.202	85.18	1:59.068	24
17	25	GTH	6	Paddock Motorsport Kavi JUNDU / Adam HATFIELD (PS)	Mclaren 570S GT4	25	52:20.587	2 Laps	3.785	85.08	1:58.952	23
18	80	GTH	7	Greystone GT Ron TRENKA / Jon LANCASTER (P)	Mclaren 570S GT4	25	52:45.521	2 Laps	24.934	84.41	1:57.812	19
19	64	GTH	8	Trade Centre Formula Woman Erika HOFFMANN / Jodie SLOSS	Mclaren 570S GT4	24	51:33.350	3 Laps	1 Lap	82.92	2:01.008	6
20	65	GTH	9	Trade Centre Formula Woman Sara MISIR / Steph SORE	Mclaren 570S GT4	24	52:54.001	3 Laps	1:20.651	80.81	1:59.865	20
21	17 *	GTH	10	Orange Racing powered by JMH Russell LINDSAY / Patrick COLLINS	Mclaren 570S GT4	20	52:23.150	7 Laps	4 Laps	68.00	2:02.376	15

NOT CLASSIFIED

NC	247	GTC		Racelab Lucky KHERA	Ferrari Challenge 488	17	51:39.933	10 Laps	3 Laps	58.61	1:52.598	17
NC	11	GT3		Ram Racing Mike PRICE / Callum MACLEOD (P)	Mercedes AMG GT3	14	27:54.299	13 Laps	3 Laps	89.37	1:51.370	5
NC	86	GTH		Caffeine Six by Parr Motorsport Timothy CRESWICK / Chris DYMOND (P)	Porsche Cayman Clubsport GT4	0						

NOT STARTED

NS	26	GTH		Paddock Motorsport Tehmur CHOHAN / Moh RITSON (PS)	Mclaren 570S GT4							
----	----	-----	--	---	------------------	--	--	--	--	--	--	--

FASTEST LAP

67	GT3	Orange Racing powered by JMH Simon ORANGE / Michael O'BRIEN (P)	Mclaren 720S GT3	27	1:48.076	98.89 mph	159.15 kph
7	GTO	Raw Motorsport Steve BURGESS / Ben DIMMACK	Radical RXC	8	1:50.966	96.31 mph	155.00 kph
56	GTC	FF Corse Roy MILLINGTON / Benny SIMONSEN (P)	Ferrari Challenge 488 EVO	17	1:52.098	95.34 mph	153.44 kph
14	GTH	Greystone GT Phillip CARTER / Michael BROADHURST (P)	Mclaren 570S GT4	17	1:57.282	91.13 mph	146.66 kph

\*Car 17 - 5 second penalty for exceeding track limits.

Weather / Track : Bright / Dry  
These results are provisional until the conclusion of any judicial and technical matters.

Race Distance: 27 Laps / 80.16 miles  
Snetterton 300: 2.9689 miles  
Start: 16:07 Flag 16:58 End: 17:04

Clerk Of Course : Simon Gnana-Pragasam	Stewards :	Timekeeper : Nick Palmer



# GT Cup Championship

## RACE 6 - LAP CHART

LAP 1 @ 16:09:06.715			LAP 2 @ 16:10:58.291			LAP 3 @ 16:12:49.169			LAP 4 @ 16:14:39.975			LAP 5 @ 16:16:30.456		
NO	BEHIND	LAP TIME	NO	BEHIND	LAP TIME	NO	BEHIND	LAP TIME	NO	BEHIND	LAP TIME	NO	BEHIND	LAP TIME
67		1:55.431	67		1:51.576	67		1:50.878	67		1:50.806	67		1:50.481
66	0.832	1:56.263	66	0.556	1:51.300	66	0.677	1:50.999	66	0.617	1:50.746	66	0.740	1:50.604
61	2.094	1:57.525	61	2.682	1:52.164	61	3.618	1:51.814	61	4.180	1:51.368	61	5.150	1:51.451
11	2.253	1:57.684	11	2.930	1:52.253	11	3.836	1:51.784	11	4.834	1:51.804	11	5.723	1:51.370
7	2.957	1:58.388	7	5.002	1:53.621	7	5.522	1:51.398	7	5.869	1:51.153	7	6.422	1:51.034
9	5.544	2:00.975	9	10.416	1:56.448	44	16.918	1:57.089	44	20.848	1:54.736	44	24.626	1:54.259
44	6.251	2:01.682	44	10.707	1:56.032	9	18.015	1:58.477	4	21.983	1:54.302	16	24.928	1:53.145
4	6.857	2:02.288	4	11.325	1:56.044	4	18.487	1:58.040	16	22.264	1:53.469	4	26.940	1:55.438
56	7.923	2:03.354	56	14.484	1:58.137	16	19.601	1:52.819	9	25.398	1:58.189	9	30.246	1:55.329
3	10.117	2:05.548	16	17.660	1:53.339	56	21.647	1:58.041	56	26.886	1:56.045	56	31.931	1:55.526
50	11.722	2:07.153	3	17.789	1:59.248	3	26.798	1:59.887	23	34.081	1:56.057	23	37.326	1:53.726
77	15.054	2:10.485	50	19.918	1:59.772	50	28.283	1:59.243	3	35.403	1:59.411	247	44.541	1:57.691
17	15.845	2:11.276	23	25.357	1:59.699	23	28.830	1:54.351	247	37.331	1:56.109	3	44.667	1:59.745
16	15.897	2:11.328	77	25.667	2:02.189	247	32.028	1:55.974	50	37.700	2:00.223	50	47.761	2:00.542
14	16.482	2:11.913	247	26.932	1:59.438	77	36.847	2:02.058	77	47.687	2:01.646	77	57.866	2:00.660
25	17.046	2:12.477	17	28.554	2:04.285	14	43.377	2:04.753	14	53.418	2:00.847	14	1:04.700	2:01.763
23	17.234	2:12.665	14	29.502	2:04.596	69	43.943	2:04.424	69	54.290	2:01.153	69	1:04.962	2:01.153
69	18.872	2:14.303	25	29.664	2:04.194	96	44.245	2:04.358	96	55.351	2:01.912	96	1:05.728	2:00.858
247	19.070	2:14.501	69	30.397	2:03.101	25	44.582	2:05.796	25	55.629	2:01.853	25	1:06.080	2:00.932
96	19.229	2:14.660	96	30.765	2:03.112	64	45.603	2:01.322	64	56.194	2:01.397	64	1:07.144	2:01.431
65	20.464	2:15.895	65	32.091	2:03.203	65	46.919	2:05.706	65	57.606	2:01.493	65	1:08.350	2:01.225
64	23.587	2:19.018	64	35.159	2:03.148	80	51.580	2:05.081	17	1:05.569	2:03.205	17	1:18.899	2:03.811
80	23.773	2:19.204	80	37.377	2:05.180	17	53.170	2:15.494	80	1:05.621	2:04.847	80	1:20.994	2:05.854



# GT Cup Championship

## RACE 6 - LAP CHART

LAP 6 @ 16:18:21.108			LAP 7 @ 16:20:11.099			LAP 8 @ 16:22:01.885			LAP 9 @ 16:23:54.294			LAP 10 @ 16:25:44.481		
NO	BEHIND	LAP TIME	NO	BEHIND	LAP TIME	NO	BEHIND	LAP TIME	NO	BEHIND	LAP TIME	NO	BEHIND	LAP TIME
67		1:50.652	67		1:49.991	67		1:50.786	66		1:51.996	66		1:50.187
66	0.809	1:50.721	66	0.871	1:50.053	66	0.413	1:50.328	67	0.281	1:52.690	67	1.128	1:51.034
61	6.118	1:51.620	61	8.061	1:51.934	7	8.667	1:50.966	7	8.138	1:51.880	7	9.004	1:51.053
7	6.739	1:50.969	7	8.487	1:51.739	61	10.587	1:53.312	17	1 Lap	2:07.343	61	12.360	1:51.902
11	6.764	1:51.693	11	9.378	1:52.605	11	10.802	1:52.210	61	10.645	1:52.467	11	12.588	1:51.430
16	26.098	1:51.822	16	27.207	1:51.100	16	27.125	1:50.704	11	11.345	1:52.952	80	1 Lap	2:03.349
44	28.781	1:54.807	44	33.160	1:54.370	44	36.512	1:54.138	80	1 Lap	2:06.612	16	25.146	1:50.483
4	30.111	1:53.823	4	33.883	1:53.763	4	37.226	1:54.129	16	24.850	1:50.134	4	42.512	1:53.846
9	34.740	1:55.146	9	38.968	1:54.219	9	42.711	1:54.529	4	38.853	1:54.036	44	44.847	1:55.166
56	36.422	1:55.143	56	41.944	1:55.513	23	44.824	1:53.264	44	39.868	1:55.765	9	50.212	1:54.936
23	39.406	1:52.732	23	42.346	1:52.931	56	48.215	1:57.057	9	45.463	1:55.161	23	50.813	1:54.668
247	49.816	1:55.927	247	55.160	1:55.335	247	58.957	1:54.583	23	46.332	1:53.917	56	57.243	1:55.531
3	54.028	2:00.013	3	1:03.479	1:59.442	3	1:12.363	1:59.670	56	51.899	1:56.093	3	1:29.873	2:00.298
50	57.036	1:59.927	50	1:06.902	1:59.857	50	1:15.390	1:59.274	247	1:02.207	1:55.659	50	1:32.097	1:59.805
77	1:07.785	2:00.571	77	1:19.147	2:01.353	77	1:28.674	2:00.313	3	1:19.762	1:59.808	77	1:46.706	2:00.635
14	1:15.963	2:01.915	14	1:26.932	2:00.960	14	1:36.911	2:00.765	50	1:22.479	1:59.498			
69	1:16.218	2:01.908	69	1:27.373	2:01.146	69	1:37.145	2:00.558	77	1:36.258	1:59.993			
96	1:16.537	2:01.461	96	1:27.662	2:01.116	96	1:37.657	2:00.781	14	1:45.175	2:00.673			
25	1:16.664	2:01.236	25	1:27.924	2:01.251	25	1:38.013	2:00.875	69	1:45.869	2:01.133			
64	1:17.500	2:01.008	64	1:28.901	2:01.392	64	1:39.453	2:01.338	96	1:46.404	2:01.156			
65	1:18.526	2:00.828	65	1:29.792	2:01.257	65	1:39.660	2:00.654	25	1:46.987	2:01.383			
17	1:31.941	2:03.694	17	1:46.330	2:04.380				64	1:48.618	2:01.574			
80	1:34.210	2:03.868	80	1:48.533	2:04.314				65	1:48.949	2:01.698			



# GT Cup Championship

## RACE 6 - LAP CHART

LAP 11 @ 16:27:40.254			LAP 12 @ 16:29:32.275			LAP 13 @ 16:31:30.772			LAP 14 @ 16:33:22.129			LAP 15 @ 16:36:43.992		
NO	BEHIND	LAP TIME	NO	BEHIND	LAP TIME	NO	BEHIND	LAP TIME	NO	BEHIND	LAP TIME	NO	BEHIND	LAP TIME
66		1:55.773	66		1:52.021	7		1:51.869	7		1:51.357	7		3:21.863 P
67	0.791	1:55.436	67	0.420	1:51.650	77	1 Lap	2:00.758	77	1 Lap	2:01.366	3	1 Lap	2:03.387
14	1 Lap	2:02.207	77	1 Lap	2:02.249	14	1 Lap	2:01.736	61	1 Lap	3:53.509 P	67	0.951	1:50.970
69	1 Lap	2:02.066	7	6.628	1:53.813	69	1 Lap	2:01.612	44	1 Lap	3:19.151 P	16	9.094	1:56.390
96	1 Lap	2:01.897	14	1 Lap	2:01.151	16	14.773	1:55.300	14	1 Lap	2:01.358	66	10.125	1:50.201
25	1 Lap	2:01.589	69	1 Lap	2:01.147	96	1 Lap	2:02.199	69	1 Lap	2:01.489	61	37.657	1:50.439
64	1 Lap	2:01.883	96	1 Lap	2:01.146	25	1 Lap	2:01.744	96	1 Lap	2:01.077	44	48.711	1:55.692
7	4.836	1:51.605	61	11.658	1:54.549	64	1 Lap	2:02.208	25	1 Lap	2:00.538	4	54.096	1:51.031
65	1 Lap	2:02.102	11	12.633	1:55.278	65	1 Lap	2:01.996	4	1 Lap	3:34.498 P	9	58.253	3:24.532 P
61	9.130	1:52.543	25	1 Lap	2:02.241	9	50.236	1:55.086	64	1 Lap	2:02.462	23	1:04.038	1:52.578
11	9.376	1:52.561	64	1 Lap	2:02.120	80	1 Lap	2:04.959	23	1 Lap	3:40.105 P	96	1:06.900	2:02.329
16	19.624	1:50.251	65	1 Lap	2:02.647	67	1:28.451	3:26.528 P	56	1 Lap	3:34.923 P	25	1:08.684	2:03.061
80	1 Lap	2:05.311	16	17.970	1:50.367	66	1:39.484	3:37.981 P	9	55.584	1:56.705	56	1:12.855	1:52.910
4	40.360	1:53.621	17	3 Laps	5:50.311 P	11	1:43.604	3:29.468 P	80	1 Lap	2:05.334	80	1 Lap	3:40.058 P
44	43.405	1:54.331	4	42.877	1:54.538	50	1:45.269	1:59.849	3	1 Lap	3:27.526 P			
23	48.715	1:53.675	44	47.138	1:55.754				65	1 Lap	2:56.126			
9	50.718	1:56.279	80	1 Lap	2:04.931				67	1:31.844	1:54.750			
56	56.867	1:55.397	23	49.462	1:52.768				16	1:34.567	3:11.151 P			
3	1:33.766	1:59.666	9	53.647	1:54.950				66	1:41.787	1:53.660			
50	1:36.088	1:59.764	56	1:00.496	1:55.650				11	1:43.454	1:51.207			
			3	1:41.438	1:59.693				50	1:55.419	2:01.507			
			50	1:43.917	1:59.850				61	2:09.081	1:53.768			
									44	2:14.882	1:58.447			
									77	2:15.056	2:01.625			
									4	2:24.928	1:57.407			
									14	2:25.518	2:01.726			
									69	2:26.250	2:01.902			
									96	2:26.434	2:01.546			
									25	2:27.486	2:02.222			
									64	2:31.164	2:01.708			
									23	2:33.323	1:53.610			
									56	2:41.808	1:56.243			



# GT Cup Championship

## RACE 6 - LAP CHART

LAP 16 @ 16:38:36.500			LAP 17 @ 16:40:25.960			LAP 18 @ 16:42:14.956			LAP 19 @ 16:44:05.497			LAP 20 @ 16:45:53.987		
NO	BEHIND	LAP TIME	NO	BEHIND	LAP TIME	NO	BEHIND	LAP TIME	NO	BEHIND	LAP TIME	NO	BEHIND	LAP TIME
67		1:51.557	67		1:49.460	67		1:48.996	67		1:50.541	67		1:48.490
3	1 Lap	1:58.082	66	8.776	1:50.687	66	8.578	1:48.798	80	2 Laps	1:57.965	66	7.050	1:48.811
7	6.430	1:58.938	16	9.835	1:52.108	16	11.116	1:50.277	66	6.729	1:48.692	16	13.566	1:50.651
16	7.187	1:50.601	7	12.985	1:56.015	7	17.283	1:53.294	16	11.405	1:50.830	80	2 Laps	1:58.476
66	7.549	1:49.932	3	1 Lap	1:58.360	3	1 Lap	1:57.799	64	2 Laps	2:03.576	7	26.185	1:54.199
17	6 Laps	8:52.992 P	17	6 Laps	2:08.386	61	36.649	1:50.234	7	20.476	1:53.734	64	2 Laps	2:04.624
50	1 Lap	3:35.079 P	50	1 Lap	2:05.814	17	6 Laps	2:03.860	3	1 Lap	1:56.311	61	36.489	1:49.550
61	35.311	1:50.162	61	35.411	1:49.560	50	1 Lap	2:02.137	61	35.429	1:49.321	3	1 Lap	1:56.906
65	2 Laps	4:36.253 P	4	52.835	1:51.287	4	52.427	1:48.588	4	52.337	1:50.451	4	52.811	1:48.964
69	1 Lap	3:36.420 P	44	56.161	1:54.992	96	1 Lap	3:17.181 P	17	6 Laps	2:03.998	23	1:03.698	1:50.044
44	50.629	1:54.426	23	1:02.378	1:50.924	44	1:01.123	1:53.958	50	1 Lap	2:04.113	44	1:11.136	1:54.657
4	51.008	1:49.420	25	1 Lap	3:36.121 P	23	1:02.334	1:48.952	23	1:02.144	1:50.351	50	1 Lap	2:01.927
77	1 Lap	3:55.255 P	69	1 Lap	2:04.175	69	1 Lap	1:59.553	44	1:04.969	1:54.387	17	6 Laps	2:03.405
14	1 Lap	3:49.059 P	65	2 Laps	2:09.011	65	2 Laps	2:00.676	96	1 Lap	2:05.291	96	1 Lap	2:00.051
23	1:00.914	1:49.384	77	1 Lap	2:02.563	25	1 Lap	2:04.208	247	9 Laps	20:25.410 P	9	1:31.236	1:54.853
9	1:04.967	1:59.222	9	1:11.336	1:55.829	77	1 Lap	1:58.248	69	1 Lap	1:59.128	69	1 Lap	2:00.021
56	1:14.384	1:54.037	14	1 Lap	2:01.791	9	1:18.477	1:56.137	9	1:24.873	1:56.937	247	9 Laps	2:06.655
96	1:14.636	2:00.244	56	1:17.022	1:52.098	56	1:20.554	1:52.528	65	2 Laps	2:00.192	77	1 Lap	1:57.731
64	1 Lap	4:04.688 P	80	1 Lap	1:58.654	14	1 Lap	1:57.282	77	1 Lap	1:59.310	14	1 Lap	1:58.274
80	1 Lap	2:02.412	64	1 Lap	2:15.704				14	1 Lap	1:58.011	65	2 Laps	2:01.374
									25	1 Lap	2:01.723	25	1 Lap	1:59.797
									56	1:46.536	2:16.523 P			



# GT Cup Championship

## RACE 6 - LAP CHART

LAP 21 @ 16:47:42.509			LAP 22 @ 16:49:31.100			LAP 23 @ 16:51:20.888			LAP 24 @ 16:53:12.357			LAP 25 @ 16:55:02.405		
NO	BEHIND	LAP TIME	NO	BEHIND	LAP TIME	NO	BEHIND	LAP TIME	NO	BEHIND	LAP TIME	NO	BEHIND	LAP TIME
67		1:48.522	67		1:48.591	67		1:49.788	67		1:51.469	67		1:50.048
56	1 Lap	1:55.145	25	2 Laps	2:00.148	77	2 Laps	1:58.970	96	2 Laps	2:01.490	9	1 Lap	1:55.092
66	6.951	1:48.423	65	3 Laps	2:01.620	69	2 Laps	1:59.882	17	7 Laps	2:05.050	247	10 Laps	1:55.394
16	16.027	1:50.983	66	9.508	1:51.148	14	2 Laps	1:58.361	66	8.441	1:50.410	50	2 Laps	2:01.217
80	2 Laps	1:57.812	56	1 Lap	1:53.591	66	9.500	1:49.780	77	2 Laps	1:58.110	66	8.252	1:49.859
7	30.833	1:53.170	16	17.844	1:50.408	25	2 Laps	1:59.663	14	2 Laps	1:59.696	96	2 Laps	2:01.186
61	37.167	1:49.200	80	2 Laps	1:58.102	56	1 Lap	1:53.797	56	1 Lap	1:53.664	17	7 Laps	2:02.708
64	2 Laps	2:02.642	7	35.260	1:53.018	65	3 Laps	1:59.865	69	2 Laps	2:01.282	56	1 Lap	1:54.284
3	1 Lap	1:56.573	61	37.639	1:49.063	16	18.200	1:50.144	16	19.058	1:52.327	77	2 Laps	1:58.799
4	53.070	1:48.781	3	1 Lap	1:57.744	61	37.963	1:50.112	25	2 Laps	2:00.144	16	23.907	1:54.897
23	1:03.473	1:48.297	4	55.489	1:51.010	7	38.917	1:53.445	65	3 Laps	2:01.157	14	2 Laps	1:59.851
44	1:16.346	1:53.732	64	2 Laps	2:04.571	80	2 Laps	1:59.028	61	35.832	1:49.338	69	2 Laps	2:00.143
50	1 Lap	1:59.661	23	1:03.246	1:48.364	4	55.365	1:49.664	7	42.660	1:55.212	25	2 Laps	1:58.952
17	6 Laps	2:02.376	44	1:21.369	1:53.614	3	1 Lap	1:56.175	80	2 Laps	1:58.595	61	35.217	1:49.433
96	1 Lap	1:59.439	50	1 Lap	1:59.665	23	1:02.595	1:49.137	4	52.490	1:48.594	4	53.270	1:50.828
9	1:37.319	1:54.605	17	6 Laps	2:03.241	64	2 Laps	2:06.363	23	1:00.083	1:48.957	7	55.663	2:03.051
247	9 Laps	1:55.032	96	1 Lap	2:00.466	44	1:25.013	1:53.432	3	1 Lap	1:56.280	80	2 Laps	1:58.696
69	1 Lap	2:00.084	9	1:43.224	1:54.496	50	1 Lap	2:00.173	64	2 Laps	2:02.797	23	58.886	1:48.851
77	1 Lap	1:57.469	247	9 Laps	1:53.013	9	1:48.517	1:55.081	44	1:26.720	1:53.176	65	3 Laps	2:27.562
14	1 Lap	1:57.513				247	9 Laps	1:53.181				3	1 Lap	1:55.904
												44	1:30.120	1:53.448
												64	2 Laps	2:04.486



# GT Cup Championship

## RACE 6 - LAP CHART

LAP 26 @ 16:56:51.209			LAP 27 @ 16:58:39.285		
NO	BEHIND	LAP TIME	NO	BEHIND	LAP TIME
67		1:48.804	67		1:48.076
247	10 Laps	1:53.433	64	3 Laps	2:01.890
9	1 Lap	1:55.310	247	10 Laps	1:52.598
66	8.967	1:49.519	66	12.456	1:51.565
50	2 Laps	2:00.112	9	1 Lap	1:56.627
56	1 Lap	1:53.605	50	2 Laps	1:59.568
96	2 Laps	2:00.154	56	1 Lap	1:52.528
77	2 Laps	1:58.945	96	2 Laps	2:00.910
16	31.518	1:56.415	16	38.418	1:54.976
17	7 Laps	2:03.918	61	38.839	1:50.302
14	2 Laps	1:58.559	77	2 Laps	1:59.940
61	36.613	1:50.200	14	2 Laps	1:59.840
69	2 Laps	1:59.068	69	2 Laps	1:59.951
25	2 Laps	1:59.213	17	7 Laps	2:04.417
4	53.708	1:49.242	25	2 Laps	1:59.226
23	59.006	1:48.924	4	54.933	1:49.301
80	2 Laps	1:58.424	23	1:00.069	1:49.139
65	3 Laps	2:01.151	80	2 Laps	1:58.455
7	1:18.103	2:11.244	65	3 Laps	2:00.310
3	1 Lap	1:55.700	3	1 Lap	1:56.986
44	1:34.337	1:53.021	7	1:36.303	2:06.276
			44	1:39.992	1:53.731



# GT Cup Championship

## RACE 6 - SECTOR ANALYSIS



SECTOR 1 = FL to I1, SECTOR 2 = I1 to I2, SECTOR 3 = I2 to FL, DIFF = Difference To Personal Best Lap, P = Crossed Finish Line in Pit Lane, D = Time Disallowed

P1 67 GT3		Orange Racing powered by JMH		McLaren 720S GT3			
IDEAL LAP TIME : 1:48.076		BEST LAP TIME : 1:48.076		DIFFERENCE : 0.000			
D1: Simon ORANGE		D2: Michael O'BRIEN (P)					
LAP	SECTOR 1	SECTOR 2	SECTOR 3	LAP TIME	MPH	DIFF	TIME OF DAY
1 - D1		40.413	36.998	1:55.431	92.59	7.355	16:09:06.715
2 - D1	34.202	40.205	37.169	1:51.576	95.79	3.500	16:10:58.291
3 - D1	34.420	39.649	36.809	1:50.878	96.39	2.802	16:12:49.169
4 - D1	34.192	39.572	37.042	1:50.806	96.45	2.730	16:14:39.975
5 - D1	34.169	39.622	36.690	1:50.481	96.74	2.405	16:16:30.456
6 - D1	34.414	39.879	36.359	1:50.652	96.59	2.576	16:18:21.108
7 - D1	34.033	39.506	36.452	1:49.991	97.17	1.915	16:20:11.099
8 - D1	34.363	39.726	36.697	1:50.786	96.47	2.710	16:22:01.885
9 - D1	35.936	39.826	36.928	1:52.690	94.84	4.614	16:23:54.575
10 - D1	34.872	39.477	36.685	1:51.034	96.25	2.958	16:25:45.609
11 - D1	35.501	40.286	39.649	1:55.436	92.58	7.360	16:27:41.045
12 - D1	34.568	39.738	37.344	1:51.650	95.72	3.574	16:29:32.695
13 - D1	34.681	40.245	IN PIT	3:26.528	P 51.75	1:38.452	16:32:59.223
14 - D1	OUTLAP	39.791	36.652	1:54.750	93.14	6.674	16:34:53.973
15 - D1	34.603	39.804	36.563	1:50.970	96.31	2.894	16:36:44.943
16 - D1	35.690	39.456	36.411	1:51.557	95.80	3.481	16:38:36.500
17 - D1	34.208	38.914	36.338	1:49.460	97.64	1.384	16:40:25.960
18 - D1	33.821	38.885	36.290	1:48.996	98.05	0.920	16:42:14.956
19 - D1	35.086	39.200	36.255	1:50.541	96.68	2.465	16:44:05.497
20 - D1	33.862	38.696	35.932	1:48.490	(2) 98.51	0.414	16:45:53.987
21 - D1	33.877	38.644	36.001	1:48.522	(3) 98.48	0.446	16:47:42.509
22 - D1	33.870	38.655	36.066	1:48.591	98.42	0.515	16:49:31.100
23 - D1	34.399	39.227	36.162	1:49.788	97.35	1.712	16:51:20.888
24 - D1	33.855	40.608	37.006	1:51.469	95.88	3.393	16:53:12.357
25 - D1	33.960	39.742	36.346	1:50.048	97.12	1.972	16:55:02.405
26 - D1	33.804	38.972	36.028	1:48.804	98.23	0.728	16:56:51.209
27 - D1	33.693	38.620	35.763	1:48.076	(1) 98.89		16:58:39.285

P2 66 GT3		Enduro Motorsport		McLaren 720S GT3			
IDEAL LAP TIME : 1:48.423		BEST LAP TIME : 1:48.423		DIFFERENCE : 0.000			
D1: Morgan TILLBROOK		D2: Marcus CLUTTON (P)					
LAP	SECTOR 1	SECTOR 2	SECTOR 3	LAP TIME	MPH	DIFF	TIME OF DAY
1 - D2		40.672	37.045	1:56.263	91.93	7.840	16:09:07.547
2 - D2	34.709	39.591	37.000	1:51.300	96.02	2.877	16:10:58.847
3 - D2	34.517	39.708	36.774	1:50.999	96.28	2.576	16:12:49.846
4 - D2	34.614	39.344	36.788	1:50.746	96.50	2.323	16:14:40.592
5 - D2	34.622	39.327	36.655	1:50.604	96.63	2.181	16:16:31.196
6 - D2	34.363	39.750	36.608	1:50.721	96.53	2.298	16:18:21.917
7 - D2	34.132	39.279	36.642	1:50.053	97.11	1.630	16:20:11.970
8 - D2	34.279	39.294	36.755	1:50.328	96.87	1.905	16:22:02.298
9 - D2	35.294	39.820	36.882	1:51.996	95.43	3.573	16:23:54.294
10 - D2	34.592	38.983	36.612	1:50.187	96.99	1.764	16:25:44.481
11 - D2	35.362	40.629	39.782	1:55.773	92.31	7.350	16:27:40.254
12 - D2	34.381	39.424	38.216	1:52.021	95.41	3.598	16:29:32.275
13 - D2	34.926	39.704	IN PIT	3:37.981	P 49.03	1:49.558	16:33:10.256
14 - D2	OUTLAP	39.542	36.555	1:53.660	94.03	5.237	16:35:03.916
15 - D2	34.421	39.342	36.438	1:50.201	96.98	1.778	16:36:54.117
16 - D2	34.149	39.184	36.599	1:49.932	97.22	1.509	16:38:44.049
17 - D2	35.144	39.328	36.215	1:50.687	96.56	2.264	16:40:34.736
18 - D2	34.011	38.702	36.085	1:48.798	(3) 98.23	0.375	16:42:23.534
19 - D2	33.877	38.838	35.977	1:48.692	(2) 98.33	0.269	16:44:12.226
20 - D2	33.921	38.803	36.087	1:48.811	98.22	0.388	16:46:01.037
21 - D2	33.789	38.658	35.976	1:48.423	(1) 98.57		16:47:49.460
22 - D2	33.913	39.448	37.787	1:51.148	96.16	2.725	16:49:40.608
23 - D2	33.965	39.408	36.407	1:49.780	97.35	1.357	16:51:30.388
24 - D2	34.757	39.221	36.432	1:50.410	96.80	1.987	16:53:20.798
25 - D2	33.971	39.507	36.381	1:49.859	97.28	1.436	16:55:10.657
26 - D2	33.952	38.969	36.598	1:49.519	97.59	1.096	16:57:00.176
27 - D2	34.816	39.419	37.330	1:51.565	95.80	3.142	16:58:51.741



# GT Cup Championship

## RACE 6 - SECTOR ANALYSIS



SECTOR 1 = FL to I1, SECTOR 2 = I1 to I2, SECTOR 3 = I2 to FL, DIFF = Difference To Personal Best Lap, P = Crossed Finish Line in Pit Lane, D = Time Disallowed

P3 16 GT3 Ram Racing			Mercedes AMG GT3				
IDEAL LAP TIME : 1:49.676		BEST LAP TIME : 1:50.134		DIFFERENCE : 0.458			
D1: Ian LOGGIE							
LAP	SECTOR 1	SECTOR 2	SECTOR 3	LAP TIME	MPH	DIFF	TIME OF DAY
1 - D1		43.275	40.676	2:11.328	81.38	21.194	16:09:22.612
2 - D1	35.661	40.023	37.655	1:53.339	94.30	3.205	16:11:15.951
3 - D1	34.840	40.643	37.336	1:52.819	94.73	2.685	16:13:08.770
4 - D1	35.934	40.195	37.340	1:53.469	94.19	3.335	16:15:02.239
5 - D1	36.188	39.694	37.263	1:53.145	94.46	3.011	16:16:55.384
6 - D1	35.370	39.787	36.665	1:51.822	95.58	1.688	16:18:47.206
7 - D1	34.612	39.849	36.639	1:51.100	96.20	0.966	16:20:38.306
8 - D1	34.812	39.389	36.503	1:50.704	96.54	0.570	16:22:29.010
9 - D1	34.465	39.279	36.390	1:50.134 (1)	97.04		16:24:19.144
10 - D1	34.468	39.595	36.420	1:50.483	96.73	0.349	16:26:09.627
11 - D1	34.570	39.185	36.496	1:50.251 (3)	96.94	0.117	16:27:59.878
12 - D1	34.363	39.134	36.870	1:50.367	96.84	0.233	16:29:50.245
13 - D1	35.926	40.409	38.965	1:55.300	92.69	5.166	16:31:45.545
14 - D1	36.896	39.995	IN PIT	3:11.151 P	55.91	1:21.017	16:34:56.696
15 - D1	OUTLAP	39.288	36.652	1:56.390	91.82	6.256	16:36:53.086
16 - D1	34.152	39.167	37.282	1:50.601	96.63	0.467	16:38:43.687
17 - D1	35.330	40.310	36.468	1:52.108	95.33	1.974	16:40:35.795
18 - D1	34.354	39.140	36.783	1:50.277	96.92	0.143	16:42:26.072
19 - D1	34.292	39.295	37.243	1:50.830	96.43	0.696	16:44:16.902
20 - D1	34.328	39.152	37.171	1:50.651	96.59	0.517	16:46:07.553
21 - D1	34.650	39.796	36.537	1:50.983	96.30	0.849	16:47:58.536
22 - D1	34.412	39.375	36.621	1:50.408	96.80	0.274	16:49:48.944
23 - D1	34.217	39.420	36.507	1:50.144 (2)	97.03	0.010	16:51:39.088
24 - D1	34.495	40.578	37.254	1:52.327	95.15	2.193	16:53:31.415
25 - D1	34.985	41.155	38.757	1:54.897	93.02	4.763	16:55:26.312
26 - D1	35.790	40.691	39.934	1:56.415	91.81	6.281	16:57:22.727
27 - D1	36.628	40.860	37.488	1:54.976	92.95	4.842	16:59:17.703

P4 61 GT3 Scott Sport			Lamborghini Huracan GT3				
IDEAL LAP TIME : 1:48.855		BEST LAP TIME : 1:49.063		DIFFERENCE : 0.208			
D1: John DHILLON		D2: Andrea AMICI (P)					
LAP	SECTOR 1	SECTOR 2	SECTOR 3	LAP TIME	MPH	DIFF	TIME OF DAY
1 - D1		40.797	37.805	1:57.525	90.94	8.462	16:09:08.809
2 - D1	35.111	39.869	37.184	1:52.164	95.28	3.101	16:11:00.973
3 - D1	34.667	39.808	37.339	1:51.814	95.58	2.751	16:12:52.787
4 - D1	34.575	39.900	36.893	1:51.368	95.97	2.305	16:14:44.155
5 - D1	34.657	39.979	36.815	1:51.451	95.89	2.388	16:16:35.606
6 - D1	34.706	39.720	37.194	1:51.620	95.75	2.557	16:18:27.226
7 - D1	34.718	40.004	37.212	1:51.934	95.48	2.871	16:20:19.160
8 - D1	35.816	40.194	37.302	1:53.312	94.32	4.249	16:22:12.472
9 - D1	34.769	39.992	37.706	1:52.467	95.03	3.404	16:24:04.939
10 - D1	34.744	39.777	37.381	1:51.902	95.51	2.839	16:25:56.841
11 - D1	34.753	40.149	37.641	1:52.543	94.96	3.480	16:27:49.384
12 - D1	34.748	41.366	38.435	1:54.549	93.30	5.486	16:29:43.933
13 - D1	36.570	40.512	IN PIT	3:53.509 P	45.77	2:04.446	16:33:37.442
14 - D1	OUTLAP	39.702	36.527	1:53.768	93.94	4.705	16:35:31.210
15 - D1	34.458	38.978	37.003	1:50.439	96.77	1.376	16:37:21.649
16 - D1	34.296	39.461	36.405	1:50.162	97.02	1.099	16:39:11.811
17 - D1	34.207	39.032	36.321	1:49.560	97.55	0.497	16:41:01.371
18 - D1	34.574	39.254	36.406	1:50.234	96.95	1.171	16:42:51.605
19 - D1	34.101	38.997	36.223	1:49.321 (3)	97.76	0.258	16:44:40.926
20 - D1	34.147	38.946	36.457	1:49.550	97.56	0.487	16:46:30.476
21 - D1	34.068	38.938	36.194	1:49.200 (2)	97.87	0.137	16:48:19.676
22 - D1	33.938	39.007	36.118	1:49.063 (1)	97.99		16:50:08.739
23 - D1	34.021	39.864	36.227	1:50.112	97.06	1.049	16:51:58.851
24 - D1	34.067	38.882	36.389	1:49.338	97.75	0.275	16:53:48.189
25 - D1	33.986	38.799	36.648	1:49.433	97.66	0.370	16:55:37.622
26 - D1	34.204	39.440	36.556	1:50.200	96.98	1.137	16:57:27.822
27 - D1	34.521	39.525	36.256	1:50.302	96.89	1.239	16:59:18.124



# GT Cup Championship

## RACE 6 - SECTOR ANALYSIS



SECTOR 1 = FL to I1, SECTOR 2 = I1 to I2, SECTOR 3 = I2 to FL, DIFF = Difference To Personal Best Lap, P = Crossed Finish Line in Pit Lane, D = Time Disallowed

P5 4 GT3 Tecserve				Mercedes AMG GT3			
IDEAL LAP TIME : 1:48.268		BEST LAP TIME : 1:48.588		DIFFERENCE : 0.320			
D1: Grahame TILLEY		D2: Will TREGURTHA (P)					
LAP	SECTOR 1	SECTOR 2	SECTOR 3	LAP TIME	MPH	DIFF	TIME OF DAY
1 - D1		41.595	38.943	2:02.288	87.40	13.700	16:09:13.572
2 - D1	35.847	41.348	38.849	1:56.044	92.10	7.456	16:11:09.616
3 - D1	37.009	42.233	38.798	1:58.040	90.54	9.452	16:13:07.656
4 - D1	35.947	40.589	37.766	1:54.302	93.50	5.714	16:15:01.958
5 - D1	37.239	40.748	37.451	1:55.438	92.58	6.850	16:16:57.396
6 - D1	35.550	40.607	37.666	1:53.823	93.90	5.235	16:18:51.219
7 - D1	35.142	40.576	38.045	1:53.763	93.95	5.175	16:20:44.982
8 - D1	35.636	41.035	37.458	1:54.129	93.64	5.541	16:22:39.111
9 - D1	35.846	40.681	37.509	1:54.036	93.72	5.448	16:24:33.147
10 - D1	35.413	40.512	37.921	1:53.846	93.88	5.258	16:26:26.993
11 - D1	35.443	40.454	37.724	1:53.621	94.06	5.033	16:28:20.614
12 - D1	35.172	41.694	37.672	1:54.538	93.31	5.950	16:30:15.152
13 - D1	35.602	41.054	IN PIT	3:34.498	P 49.82	1:45.910	16:33:49.650
14 - D1	OUTLAP	39.636	38.505	1:57.407	91.03	8.819	16:35:47.057
15 - D1	34.355	39.552	37.124	1:51.031	96.26	2.443	16:37:38.088
16 - D1	34.163	39.179	36.078	1:49.420	97.67	0.832	16:39:27.508
17 - D1	35.990	38.892	36.405	1:51.287	96.04	2.699	16:41:18.795
18 - D1	33.853	38.795	35.940	1:48.588 (1)	98.42		16:43:07.383
19 - D1	33.887	40.409	36.155	1:50.451	96.76	1.863	16:44:57.834
20 - D1	33.814	39.149	36.001	1:48.964	98.08	0.376	16:46:46.798
21 - D1	34.169	38.748	35.864	1:48.781 (3)	98.25	0.193	16:48:35.579
22 - D1	33.842	38.894	38.274	1:51.010	96.28	2.422	16:50:26.589
23 - D1	34.347	39.051	36.266	1:49.664	97.46	1.076	16:52:16.253
24 - D1	33.656	38.951	35.987	1:48.594 (2)	98.42	0.006	16:54:04.847
25 - D1	33.881	39.536	37.411	1:50.828	96.43	2.240	16:55:55.675
26 - D1	34.040	38.935	36.267	1:49.242	97.83	0.654	16:57:44.917
27 - D1	34.127	39.067	36.107	1:49.301	97.78	0.713	16:59:34.218

P6 23 GT3 Greystone GT				Mclaren 720S GT3			
IDEAL LAP TIME : 1:48.193		BEST LAP TIME : 1:48.297		DIFFERENCE : 0.104			
D1: Ian CAMPBELL		D2: Olli WEBB (P)					
LAP	SECTOR 1	SECTOR 2	SECTOR 3	LAP TIME	MPH	DIFF	TIME OF DAY
1 - D1		43.655	40.356	2:12.665	80.56	24.368	16:09:23.949
2 - D1	38.678	42.661	38.360	1:59.699	89.29	11.402	16:11:23.648
3 - D1	35.466	41.106	37.779	1:54.351	93.46	6.054	16:13:17.999
4 - D1	36.256	40.725	39.076	1:56.057	92.09	7.760	16:15:14.056
5 - D1	35.272	40.834	37.620	1:53.726	93.98	5.429	16:17:07.782
6 - D1	35.268	40.130	37.334	1:52.732	94.80	4.435	16:19:00.514
7 - D1	34.970	40.305	37.656	1:52.931	94.64	4.634	16:20:53.445
8 - D1	35.751	40.261	37.252	1:53.264	94.36	4.967	16:22:46.709
9 - D1	35.356	40.450	38.111	1:53.917	93.82	5.620	16:24:40.626
10 - D1	35.445	41.257	37.966	1:54.668	93.20	6.371	16:26:35.294
11 - D1	35.723	40.996	36.956	1:53.675	94.02	5.378	16:28:28.969
12 - D1	34.910	40.376	37.482	1:52.768	94.77	4.471	16:30:21.737
13 - D1	35.862	40.318	IN PIT	3:40.105	P 48.55	1:51.808	16:34:01.842
14 - D1	OUTLAP	39.386	36.655	1:53.610	94.07	5.313	16:35:55.452
15 - D1	34.346	39.841	38.391	1:52.578	94.93	4.281	16:37:48.030
16 - D1	34.103	39.253	36.028	1:49.384	97.71	1.087	16:39:37.414
17 - D1	34.134	38.942	37.848	1:50.924	96.35	2.627	16:41:28.338
18 - D1	33.983	38.945	36.024	1:48.952	98.09	0.655	16:43:17.290
19 - D1	34.446	39.992	35.913	1:50.351	96.85	2.054	16:45:07.641
20 - D1	34.907	39.179	35.958	1:50.044	97.12	1.747	16:46:57.685
21 - D1	33.753	38.767	35.777	1:48.297 (1)	98.69		16:48:45.982
22 - D1	33.857	38.832	35.675	1:48.364 (2)	98.63	0.067	16:50:34.346
23 - D1	33.953	39.351	35.833	1:49.137	97.93	0.840	16:52:23.483
24 - D1	34.254	38.822	35.881	1:48.957	98.09	0.660	16:54:12.440
25 - D1	33.910	38.767	36.174	1:48.851 (3)	98.19	0.554	16:56:01.291
26 - D1	34.156	38.765	36.003	1:48.924	98.12	0.627	16:57:50.215
27 - D1	34.103	39.040	35.996	1:49.139	97.93	0.842	16:59:39.354



# GT Cup Championship

## RACE 6 - SECTOR ANALYSIS



SECTOR 1 = FL to I1, SECTOR 2 = I1 to I2, SECTOR 3 = I2 to FL, DIFF = Difference To Personal Best Lap, P = Crossed Finish Line in Pit Lane, D = Time Disallowed

P7 7 GTO Raw Motorsport				Radical RXC			
IDEAL LAP TIME : 1:50.353		BEST LAP TIME : 1:50.966		DIFFERENCE : 0.613			
D1: Steve BURGESS		D2: Ben DIMMACK					
LAP	SECTOR 1	SECTOR 2	SECTOR 3	LAP TIME	MPH	DIFF	TIME OF DAY
1 - D1		40.451	37.837	1:58.388	90.28	7.422	16:09:09.672
2 - D1	35.644	40.489	37.488	1:53.621	94.06	2.655	16:11:03.293
3 - D1	34.523	39.891	36.984	1:51.398	95.94	0.432	16:12:54.691
4 - D1	34.597	39.744	36.812	1:51.153	96.15	0.187	16:14:45.844
5 - D1	34.605	39.729	36.700	1:51.034 (3)	96.25	0.068	16:16:36.878
6 - D1	34.703	39.402	36.864	1:50.969 (2)	96.31	0.003	16:18:27.847
7 - D1	34.942	39.540	37.257	1:51.739	95.65	0.773	16:20:19.586
8 - D1	34.950	39.473	36.543	1:50.966 (1)	96.31		16:22:10.552
9 - D1	34.453	39.588	37.839	1:51.880	95.53	0.914	16:24:02.432
10 - D1	34.796	39.383	36.874	1:51.053	96.24	0.087	16:25:53.485
11 - D1	34.574	39.612	37.419	1:51.605	95.76	0.639	16:27:45.090
12 - D1	35.292	41.093	37.428	1:53.813	93.90	2.847	16:29:38.903
13 - D1	34.427	40.316	37.126	1:51.869	95.54	0.903	16:31:30.772
14 - D1	34.542	39.771	37.044	1:51.357	95.98	0.391	16:33:22.129
15 - D1	34.969	40.016	IN PIT	3:21.863 P	52.94	1:30.897	16:36:43.992
16 - D1	OUTLAP	41.322	37.850	1:58.938	89.86	7.972	16:38:42.930
17 - D1	35.278	43.157	37.580	1:56.015	92.12	5.049	16:40:38.945
18 - D1	35.434	40.373	37.487	1:53.294	94.33	2.328	16:42:32.239
19 - D1	35.302	40.752	37.680	1:53.734	93.97	2.768	16:44:25.973
20 - D1	35.482	40.959	37.758	1:54.199	93.59	3.233	16:46:20.172
21 - D1	35.039	40.532	37.599	1:53.170	94.44	2.204	16:48:13.342
22 - D1	35.198	40.476	37.344	1:53.018	94.56	2.052	16:50:06.360
23 - D1	35.327	41.058	37.060	1:53.445	94.21	2.479	16:51:59.805
24 - D1	34.940	40.777	39.495	1:55.212	92.76	4.246	16:53:55.017
25 - D1	38.514	43.404	41.133	2:03.051	86.85	12.085	16:55:58.068
26 - D1	40.707	49.862	40.675	2:11.244	81.43	20.278	16:58:09.312
27 - D1	40.050	44.423	41.803	2:06.276	84.64	15.310	17:00:15.588

P8 44 GT3 Paddock Motorsport				McLaren 720S GT3			
IDEAL LAP TIME : 1:52.833		BEST LAP TIME : 1:53.021		DIFFERENCE : 0.188			
D1: Steve RUSTON		D2: John WHITEHOUSE					
LAP	SECTOR 1	SECTOR 2	SECTOR 3	LAP TIME	MPH	DIFF	TIME OF DAY
1 - D1		41.573	38.688	2:01.682	87.83	8.661	16:09:12.966
2 - D1	36.115	41.322	38.595	1:56.032	92.11	3.011	16:11:08.998
3 - D1	37.391	41.685	38.013	1:57.089	91.28	4.068	16:13:06.087
4 - D1	35.727	40.984	38.025	1:54.736	93.15	1.715	16:15:00.823
5 - D1	35.449	40.786	38.024	1:54.259	93.54	1.238	16:16:55.082
6 - D1	36.607	40.351	37.849	1:54.807	93.09	1.786	16:18:49.889
7 - D1	35.599	40.730	38.041	1:54.370	93.45	1.349	16:20:44.259
8 - D1	35.417	40.600	38.121	1:54.138	93.64	1.117	16:22:38.397
9 - D1	37.084	40.715	37.966	1:55.765	92.32	2.744	16:24:34.162
10 - D1	36.052	41.101	38.013	1:55.166	92.80	2.145	16:26:29.328
11 - D1	35.567	40.896	37.868	1:54.331	93.48	1.310	16:28:23.659
12 - D1	35.245	40.793	39.716	1:55.754	92.33	2.733	16:30:19.413
13 - D1	36.059	40.871	IN PIT	3:19.151 P	53.66	1:26.130	16:33:38.564
14 - D1	OUTLAP	40.771	39.039	1:58.447	90.23	5.426	16:35:37.011
15 - D1	35.999	40.643	39.050	1:55.692	92.38	2.671	16:37:32.703
16 - D1	35.444	40.559	38.423	1:54.426	93.40	1.405	16:39:27.129
17 - D1	36.983	39.980	38.029	1:54.992	92.94	1.971	16:41:22.121
18 - D1	35.521	40.337	38.100	1:53.958	93.78	0.937	16:43:16.079
19 - D1	35.607	40.969	37.811	1:54.387	93.43	1.366	16:45:10.466
20 - D1	35.434	40.663	38.560	1:54.657	93.21	1.636	16:47:05.123
21 - D1	35.638	40.112	37.982	1:53.732	93.97	0.711	16:48:58.855
22 - D1	35.466	40.144	38.004	1:53.614	94.07	0.593	16:50:52.469
23 - D1	35.471	40.072	37.889	1:53.432 (3)	94.22	0.411	16:52:45.901
24 - D1	35.531	39.914	37.731	1:53.176 (2)	94.43	0.155	16:54:39.077
25 - D1	35.585	39.977	37.886	1:53.448	94.21	0.427	16:56:32.525
26 - D1	35.329	39.948	37.744	1:53.021 (1)	94.56		16:58:25.546
27 - D1	35.188	40.274	38.269	1:53.731	93.97	0.710	17:00:19.277



# GT Cup Championship

## RACE 6 - SECTOR ANALYSIS



SECTOR 1 = FL to I1, SECTOR 2 = I1 to I2, SECTOR 3 = I2 to FL, DIFF = Difference To Personal Best Lap, P = Crossed Finish Line in Pit Lane, D = Time Disallowed

P9 9 GTC Topcats Racing		Lamborghini Super Trofeo					
IDEAL LAP TIME : 1:53.709		BEST LAP TIME : 1:54.219		DIFFERENCE : 0.510			
D1: Jensen LUNN		D2: Warren GILBERT					
LAP	SECTOR 1	SECTOR 2	SECTOR 3	LAP TIME	MPH	DIFF	TIME OF DAY
1 - D1		41.629	38.443	2:00.975	88.34	6.756	16:09:12.259
2 - D1	36.434	41.302	38.712	1:56.448	91.78	2.229	16:11:08.707
3 - D1	37.654	42.096	38.727	1:58.477	90.21	4.258	16:13:07.184
4 - D1	37.723	42.152	38.314	1:58.189	90.43	3.970	16:15:05.373
5 - D1	36.629	41.119	37.581	1:55.329	92.67	1.110	16:17:00.702
6 - D1	36.097	41.049	38.000	1:55.146	92.82	0.927	16:18:55.848
7 - D1	35.938	40.770	37.511	1:54.219 (1)	93.57		16:20:50.067
8 - D1	35.938	40.779	37.812	1:54.529 (3)	93.32	0.310	16:22:44.596
9 - D1	36.291	40.926	37.944	1:55.161	92.80	0.942	16:24:39.757
10 - D1	35.965	41.165	37.806	1:54.936	92.99	0.717	16:26:34.693
11 - D1	37.451	40.821	38.007	1:56.279	91.91	2.060	16:28:30.972
12 - D1	35.923	41.225	37.802	1:54.950	92.98	0.731	16:30:25.922
13 - D1	35.995	41.040	38.051	1:55.086	92.87	0.867	16:32:21.008
14 - D1	37.512	41.219	37.974	1:56.705	91.58	2.486	16:34:17.713
15 - D1	36.517	41.001	IN PIT	3:24.532 P	52.25	1:30.313	16:37:42.245
16 - D1	OUTLAP	41.365	38.349	1:59.222	89.64	5.003	16:39:41.467
17 - D1	36.197	40.940	38.692	1:55.829	92.27	1.610	16:41:37.296
18 - D1	35.777	40.901	39.459	1:56.137	92.02	1.918	16:43:33.433
19 - D1	37.150	41.122	38.665	1:56.937	91.40	2.718	16:45:30.370
20 - D1	35.757	41.072	38.024	1:54.853	93.05	0.634	16:47:25.223
21 - D1	36.079	40.465	38.061	1:54.605	93.26	0.386	16:49:19.828
22 - D1	35.768	40.441	38.287	1:54.496 (2)	93.34	0.277	16:51:14.324
23 - D1	35.995	40.872	38.214	1:55.081	92.87	0.862	16:53:09.405
24 - D1	35.868	41.113	38.111	1:55.092	92.86	0.873	16:55:04.497
25 - D1	35.847	41.307	38.156	1:55.310	92.68	1.091	16:56:59.807
26 - D1	36.330	41.049	39.248	1:56.627	91.64	2.408	16:58:56.434

P10 56 GTC FF Corse			Ferrari Challenge 488 EVO				
IDEAL LAP TIME : 1:51.958			BEST LAP TIME : 1:52.098		DIFFERENCE : 0.140		
D1: Roy MILLINGTON			D2: Benny SIMONSEN (P)				
LAP	SECTOR 1	SECTOR 2	SECTOR 3	LAP TIME	MPH	DIFF	TIME OF DAY
1 - D1		41.752	39.210	2:03.354	86.64	11.256	16:09:14.638
2 - D1	36.348	41.773	40.016	1:58.137	90.47	6.039	16:11:12.775
3 - D1	36.741	41.664	39.636	1:58.041	90.54	5.943	16:13:10.816
4 - D1	36.016	41.132	38.897	1:56.045	92.10	3.947	16:15:06.861
5 - D1	36.099	40.839	38.588	1:55.526	92.51	3.428	16:17:02.387
6 - D1	35.669	40.947	38.527	1:55.143	92.82	3.045	16:18:57.530
7 - D1	35.628	40.857	39.028	1:55.513	92.52	3.415	16:20:53.043
8 - D1	37.047	41.116	38.894	1:57.057	91.30	4.959	16:22:50.100
9 - D1	36.452	41.000	38.641	1:56.093	92.06	3.995	16:24:46.193
10 - D1	35.779	40.741	39.011	1:55.531	92.51	3.433	16:26:41.724
11 - D1	36.353	40.698	38.346	1:55.397	92.62	3.299	16:28:37.121
12 - D1	36.341	40.774	38.535	1:55.650	92.41	3.552	16:30:32.771
13 - D1	36.458	41.070	IN PIT	3:34.923 P	49.72	1:42.825	16:34:07.694
14 - D1	OUTLAP	39.988	37.804	1:56.243	91.94	4.145	16:36:03.937
15 - D1	35.049	40.153	37.708	1:52.910	94.66	0.812	16:37:56.847
16 - D1	35.181	40.961	37.895	1:54.037	93.72	1.939	16:39:50.884
17 - D1	34.943	39.841	37.314	1:52.098 (1)	95.34		16:41:42.982
18 - D1	34.847	39.886	37.795	1:52.528 (2)	94.98	0.430	16:43:35.510
19 - D1	35.441	41.059	IN PIT	2:16.523 P	78.28	24.425	16:45:52.033
20 - D1	OUTLAP	40.082	37.270	1:55.145	92.82	3.047	16:47:47.178
21 - D1	35.094	40.239	38.258	1:53.591	94.09	1.493	16:49:40.769
22 - D1	35.418	40.181	38.198	1:53.797	93.92	1.699	16:51:34.566
23 - D1	35.143	40.243	38.278	1:53.664	94.03	1.566	16:53:28.230
24 - D1	35.578	40.218	38.488	1:54.284	93.52	2.186	16:55:22.514
25 - D1	35.589	40.248	37.768	1:53.605	94.08	1.507	16:57:16.119
26 - D1	34.945	39.975	37.608	1:52.528 (2)	94.98	0.430	16:59:08.647



# GT Cup Championship

## RACE 6 - SECTOR ANALYSIS



SECTOR 1 = FL to I1, SECTOR 2 = I1 to I2, SECTOR 3 = I2 to FL, DIFF = Difference To Personal Best Lap, P = Crossed Finish Line in Pit Lane, D = Time Disallowed

P11 3 GTC Topcats Racing				Lamborghini Super Trofeo			
IDEAL LAP TIME : 1:55.329		BEST LAP TIME : 1:55.700		DIFFERENCE : 0.371			
D1: Charlotte BIRCH		D2: Charlotte GILBERT					
LAP	SECTOR 1	SECTOR 2	SECTOR 3	LAP TIME	MPH	DIFF	TIME OF DAY
1 - D1		41.925	39.986	2:05.548	85.13	9.848	16:09:16.832
2 - D1	37.028	41.876	40.344	1:59.248	89.62	3.548	16:11:16.080
3 - D1	37.293	42.171	40.423	1:59.887	89.15	4.187	16:13:15.967
4 - D1	36.760	41.804	40.847	1:59.411	89.50	3.711	16:15:15.378
5 - D1	36.765	41.988	40.992	1:59.745	89.25	4.045	16:17:15.123
6 - D1	37.372	42.412	40.229	2:00.013	89.05	4.313	16:19:15.136
7 - D1	37.188	42.080	40.174	1:59.442	89.48	3.742	16:21:14.578
8 - D1	37.585	41.930	40.155	1:59.670	89.31	3.970	16:23:14.248
9 - D1	37.608	42.037	40.163	1:59.808	89.21	4.108	16:25:14.056
10 - D1	37.427	42.127	40.744	2:00.298	88.84	4.598	16:27:14.354
11 - D1	37.372	42.327	39.967	1:59.666	89.31	3.966	16:29:14.020
12 - D1	37.502	42.199	39.992	1:59.693	89.29	3.993	16:31:13.713
13 - D1	37.442	42.159	IN PIT	3:27.526 P	51.50	1:31.826	16:34:41.239
14 - D1	OUTLAP	42.287	39.204	2:03.387	86.62	7.687	16:36:44.626
15 - D1	37.210	41.959	38.913	1:58.082	90.51	2.382	16:38:42.708
16 - D1	38.065	41.520	38.775	1:58.360	90.30	2.660	16:40:41.068
17 - D1	37.004	41.550	39.245	1:57.799	90.73	2.099	16:42:38.867
18 - D1	36.575	41.305	<b>38.431</b>	1:56.311	91.89	0.611	16:44:35.178
19 - D1	36.413	41.231	39.262	1:56.906	91.42	1.206	16:46:32.084
20 - D1	36.592	41.091	38.890	1:56.573	91.68	0.873	16:48:28.657
21 - D1	36.655	41.630	39.459	1:57.744	90.77	2.044	16:50:26.401
22 - D1	36.556	41.123	38.496	1:56.175 (3)	91.99	0.475	16:52:22.576
23 - D1	36.349	<b>40.944</b>	38.987	1:56.280	91.91	0.580	16:54:18.856
24 - D1	36.192	41.170	38.542	1:55.904 (2)	92.21	0.204	16:56:14.760
<b>25 - D1</b>	<b>35.954</b>	41.114	38.632	<b>1:55.700 (1)</b>	<b>92.37</b>		<b>16:58:10.460</b>
26 - D1	37.305	41.098	38.583	1:56.986	91.36	1.286	17:00:07.446

P12 50 GTH Valluga Racing				Porsche Cayman 718 RS Clubsport			
IDEAL LAP TIME : 1:58.807		BEST LAP TIME : 1:59.243		DIFFERENCE : 0.436			
D1: James WALLIS		D2: Sam MAHER-LOUGHNAN (					
LAP	SECTOR 1	SECTOR 2	SECTOR 3	LAP TIME	MPH	DIFF	TIME OF DAY
1 - D1		43.023	39.722	2:07.153	84.05	7.910	16:09:18.437
2 - D1	37.290	42.907	39.575	1:59.772	89.23	0.529	16:11:18.209
<b>3 - D1</b>	<b>37.131</b>	42.553	39.559	<b>1:59.243 (1)</b>	<b>89.63</b>		<b>16:13:17.452</b>
4 - D1	37.776	42.683	39.764	2:00.223	88.90	0.980	16:15:17.675
5 - D1	37.796	42.797	39.949	2:00.542	88.66	1.299	16:17:18.217
6 - D1	37.213	42.896	39.818	1:59.927	89.12	0.684	16:19:18.144
7 - D1	37.446	42.731	39.680	1:59.857	89.17	0.614	16:21:18.001
8 - D1	37.306	42.672	<b>39.296</b>	1:59.274 (2)	89.60	0.031	16:23:17.275
9 - D1	37.284	42.640	39.574	1:59.498 (3)	89.44	0.255	16:25:16.773
10 - D1	37.243	42.718	39.844	1:59.805	89.21	0.562	16:27:16.578
11 - D1	37.453	42.626	39.685	1:59.764	89.24	0.521	16:29:16.342
12 - D1	37.480	42.683	39.687	1:59.850	89.17	0.607	16:31:16.192
13 - D1	37.180	42.902	39.767	1:59.849	89.17	0.606	16:33:16.041
14 - D1	37.998	43.242	40.267	2:01.507	87.96	2.264	16:35:17.548
15 - D1	37.659	42.965	IN PIT	3:35.079 P	49.69	1:35.836	16:38:52.627
16 - D1	OUTLAP	43.141	40.250	2:05.814	84.95	6.571	16:40:58.441
17 - D1	37.826	43.477	40.834	2:02.137	87.50	2.894	16:43:00.578
18 - D1	39.261	43.976	40.876	2:04.113	86.11	4.870	16:45:04.691
19 - D1	38.373	43.041	40.513	2:01.927	87.65	2.684	16:47:06.618
20 - D1	37.599	42.462	39.600	1:59.661	89.31	0.418	16:49:06.279
21 - D1	37.471	42.518	39.676	1:59.665	89.31	0.422	16:51:05.944
22 - D1	37.548	42.785	39.840	2:00.173	88.93	0.930	16:53:06.117
23 - D1	37.377	42.485	41.355	2:01.217	88.17	1.974	16:55:07.334
24 - D1	37.543	42.629	39.940	2:00.112	88.98	0.869	16:57:07.446
25 - D1	37.350	<b>42.380</b>	39.838	1:59.568	89.38	0.325	16:59:07.014



# GT Cup Championship

## RACE 6 - SECTOR ANALYSIS



SECTOR 1 = FL to I1, SECTOR 2 = I1 to I2, SECTOR 3 = I2 to FL, DIFF = Difference To Personal Best Lap, P = Crossed Finish Line in Pit Lane, D = Time Disallowed

P13 96 GTH Make Happen Racing			Mercedes AMG GT4				
IDEAL LAP TIME : 1:59.320		BEST LAP TIME : 1:59.439		DIFFERENCE : 0.119			
D1: Jon CURRIE							
LAP	SECTOR 1	SECTOR 2	SECTOR 3	LAP TIME	MPH	DIFF	TIME OF DAY
1 - D1		45.712	41.846	2:14.660	79.37	15.221	16:09:25.944
2 - D1	39.138	43.376	40.598	2:03.112	86.81	3.673	16:11:29.056
3 - D1	38.718	44.917	40.723	2:04.358	85.94	4.919	16:13:33.414
4 - D1	38.335	43.362	40.215	2:01.912	87.67	2.473	16:15:35.326
5 - D1	37.952	43.058	39.848	2:00.858	88.43	1.419	16:17:36.184
6 - D1	37.789	43.062	40.610	2:01.461	87.99	2.022	16:19:37.645
7 - D1	38.178	42.662	40.276	2:01.116	88.24	1.677	16:21:38.761
8 - D1	38.042	42.782	39.957	2:00.781	88.49	1.342	16:23:39.542
9 - D1	38.249	42.960	39.947	2:01.156	88.21	1.717	16:25:40.698
10 - D1	37.647	42.715	41.535	2:01.897	87.68	2.458	16:27:42.595
11 - D1	38.095	43.041	40.010	2:01.146	88.22	1.707	16:29:43.741
12 - D1	39.205	42.748	40.246	2:02.199	87.46	2.760	16:31:45.940
13 - D1	38.279	42.885	39.913	2:01.077	88.27	1.638	16:33:47.017
14 - D1	37.946	42.965	40.635	2:01.546	87.93	2.107	16:35:48.563
15 - D1	38.466	43.141	40.722	2:02.329	87.37	2.890	16:37:50.892
16 - D1	37.462	42.641	40.141	2:00.244	88.88	0.805	16:39:51.136
17 - D1	37.501	42.479	IN PIT	3:17.181 P	54.20	1:17.742	16:43:08.317
18 - D1	OUTLAP	43.165	40.401	2:05.291	85.30	5.852	16:45:13.608
19 - D1	37.440	42.404	40.207	2:00.051 (2)	89.02	0.612	16:47:13.659
20 - D1	37.431	42.280	39.728	1:59.439 (1)	89.48		16:49:13.098
21 - D1	37.368	42.805	40.293	2:00.466	88.72	1.027	16:51:13.564
22 - D1	38.351	42.819	40.320	2:01.490	87.97	2.051	16:53:15.054
23 - D1	37.340	43.416	40.430	2:01.186	88.19	1.747	16:55:16.240
24 - D1	37.312	42.751	40.091	2:00.154 (3)	88.95	0.715	16:57:16.394
25 - D1	37.499	42.728	40.683	2:00.910	88.39	1.471	16:59:17.304

P14 77 GTH Greystone GT			Mclaren 570S GT4				
IDEAL LAP TIME : 1:57.370		BEST LAP TIME : 1:57.469		DIFFERENCE : 0.099			
D1: Mark HOPTON		D2: Euan HANKEY (P)					
LAP	SECTOR 1	SECTOR 2	SECTOR 3	LAP TIME	MPH	DIFF	TIME OF DAY
1 - D1		44.097	41.181	2:10.485	81.91	13.016	16:09:21.769
2 - D1	38.538	42.816	40.835	2:02.189	87.47	4.720	16:11:23.958
3 - D1	37.917	43.508	40.633	2:02.058	87.56	4.589	16:13:26.016
4 - D1	38.074	43.063	40.509	2:01.646	87.86	4.177	16:15:27.662
5 - D1	37.705	42.709	40.246	2:00.660	88.58	3.191	16:17:28.322
6 - D1	37.778	42.702	40.091	2:00.571	88.64	3.102	16:19:28.893
7 - D1	37.860	42.789	40.704	2:01.353	88.07	3.884	16:21:30.246
8 - D1	37.715	42.557	40.041	2:00.313	88.83	2.844	16:23:30.559
9 - D1	37.575	42.429	39.989	1:59.993	89.07	2.524	16:25:30.552
10 - D1	37.615	42.721	40.299	2:00.635	88.59	3.166	16:27:31.187
11 - D1	37.937	43.010	41.302	2:02.249	87.42	4.780	16:29:33.436
12 - D1	37.645	42.809	40.304	2:00.758	88.50	3.289	16:31:34.194
13 - D1	37.964	42.836	40.566	2:01.366	88.06	3.897	16:33:35.560
14 - D1	38.094	43.345	40.186	2:01.625	87.87	4.156	16:35:37.185
15 - D1	37.671	42.796	IN PIT	3:55.255 P	45.43	1:57.786	16:39:32.440
16 - D1	OUTLAP	42.365	39.275	2:02.563	87.20	5.094	16:41:35.003
17 - D1	36.802	41.830	39.616	1:58.248	90.38	0.779	16:43:33.251
18 - D1	37.432	42.876	39.002	1:59.310	89.58	1.841	16:45:32.561
19 - D1	36.934	41.862	38.935	1:57.731 (2)	90.78	0.262	16:47:30.292
20 - D1	36.833	41.898	38.738	1:57.469 (1)	90.98		16:49:27.761
21 - D1	37.402	42.159	39.409	1:58.970	89.83	1.501	16:51:26.731
22 - D1	36.864	42.063	39.183	1:58.110 (3)	90.49	0.641	16:53:24.841
23 - D1	36.823	42.039	39.937	1:58.799	89.96	1.330	16:55:23.640
24 - D1	36.923	42.141	39.881	1:58.945	89.85	1.476	16:57:22.585
25 - D1	38.070	42.627	39.243	1:59.940	89.11	2.471	16:59:22.525



# GT Cup Championship

## RACE 6 - SECTOR ANALYSIS



SECTOR 1 = FL to I1, SECTOR 2 = I1 to I2, SECTOR 3 = I2 to FL, DIFF = Difference To Personal Best Lap, P = Crossed Finish Line in Pit Lane, D = Time Disallowed

P15 14 GTH Greystone GT				McLaren 570S GT4			
IDEAL LAP TIME : 1:57.272		BEST LAP TIME : 1:57.282		DIFFERENCE : 0.010			
D1: Phillip CARTER		D2: Michael BROADHURST (P)					
LAP	SECTOR 1	SECTOR 2	SECTOR 3	LAP TIME	MPH	DIFF	TIME OF DAY
1 - D1		43.501	41.865	2:11.913	81.02	14.631	16:09:23.197
2 - D1	38.902	44.635	41.059	2:04.596	85.78	7.314	16:11:27.793
3 - D1	39.142	44.153	41.458	2:04.753	85.67	7.471	16:13:32.546
4 - D1	37.781	42.622	40.444	2:00.847	88.44	3.565	16:15:33.393
5 - D1	38.228	42.860	40.675	2:01.763	87.77	4.481	16:17:35.156
6 - D1	37.995	42.977	40.943	2:01.915	87.66	4.633	16:19:37.071
7 - D1	37.699	42.947	40.314	2:00.960	88.36	3.678	16:21:38.031
8 - D1	37.724	42.643	40.398	2:00.765	88.50	3.483	16:23:38.796
9 - D1	37.982	42.510	40.181	2:00.673	88.57	3.391	16:25:39.469
10 - D1	37.846	42.747	41.614	2:02.207	87.45	4.925	16:27:41.676
11 - D1	37.721	42.884	40.546	2:01.151	88.22	3.869	16:29:42.827
12 - D1	37.716	43.646	40.374	2:01.736	87.79	4.454	16:31:44.563
13 - D1	37.973	43.064	40.321	2:01.358	88.07	4.076	16:33:45.921
14 - D1	38.007	42.881	40.838	2:01.726	87.80	4.444	16:35:47.647
15 - D1	38.229	43.120	IN PIT	3:49.059	P 46.66	1:51.777	16:39:36.706
16 - D1	OUTLAP	42.023	39.809	2:01.791	87.75	4.509	16:41:38.497
17 - D1	36.666	41.803	38.813	1:57.282 (1)	91.13		16:43:35.779
18 - D1	36.755	42.091	39.165	1:58.011 (3)	90.56	0.729	16:45:33.790
19 - D1	36.967	42.247	39.060	1:58.274	90.36	0.992	16:47:32.064
20 - D1	36.656	41.934	38.923	1:57.513 (2)	90.95	0.231	16:49:29.577
21 - D1	37.582	41.877	38.902	1:58.361	90.30	1.079	16:51:27.938
22 - D1	37.860	42.788	39.048	1:59.696	89.29	2.414	16:53:27.634
23 - D1	38.013	42.270	39.568	1:59.851	89.17	2.569	16:55:27.485
24 - D1	36.924	42.253	39.382	1:58.559	90.14	1.277	16:57:26.044
25 - D1	37.916	42.273	39.651	1:59.840	89.18	2.558	16:59:25.884

P16 69 GTH Make Happen Racing				Mercedes AMG GT4			
IDEAL LAP TIME : 1:58.838		BEST LAP TIME : 1:59.068		DIFFERENCE : 0.230			
D1: Stephen WALTON		D2: Chris HART					
LAP	SECTOR 1	SECTOR 2	SECTOR 3	LAP TIME	MPH	DIFF	TIME OF DAY
1 - D1		44.316	43.309	2:14.303	79.58	15.235	16:09:25.587
2 - D1	39.155	43.423	40.523	2:03.101	86.82	4.033	16:11:28.688
3 - D1	38.722	43.874	41.828	2:04.424	85.90	5.356	16:13:33.112
4 - D1	37.958	42.977	40.218	2:01.153	88.21	2.085	16:15:34.265
5 - D1	37.701	43.235	40.217	2:01.153	88.21	2.085	16:17:35.418
6 - D1	38.156	43.200	40.552	2:01.908	87.67	2.840	16:19:37.326
7 - D1	37.825	43.067	40.254	2:01.146	88.22	2.078	16:21:38.472
8 - D1	37.595	43.168	39.795	2:00.558	88.65	1.490	16:23:39.030
9 - D1	38.421	42.793	39.919	2:01.133	88.23	2.065	16:25:40.163
10 - D1	37.575	42.578	41.913	2:02.066	87.55	2.998	16:27:42.229
11 - D1	37.554	43.391	40.202	2:01.147	88.22	2.079	16:29:43.376
12 - D1	38.275	42.931	40.406	2:01.612	87.88	2.544	16:31:44.988
13 - D1	38.667	42.851	39.971	2:01.489	87.97	2.421	16:33:46.477
14 - D1	38.088	42.862	40.952	2:01.902	87.67	2.834	16:35:48.379
15 - D1	37.897	43.110	IN PIT	3:36.420	P 49.38	1:37.352	16:39:24.799
16 - D1	OUTLAP	42.587	39.889	2:04.175	86.07	5.107	16:41:28.974
17 - D1	37.222	42.590	39.741	1:59.553 (3)	89.40	0.485	16:43:28.527
18 - D1	37.183	42.213	39.732	1:59.128 (2)	89.71	0.060	16:45:27.655
19 - D1	37.478	42.698	39.845	2:00.021	89.05	0.953	16:47:27.676
20 - D1	37.416	43.053	39.615	2:00.084	89.00	1.016	16:49:27.760
21 - D1	37.874	42.338	39.670	1:59.882	89.15	0.814	16:51:27.642
22 - D1	37.911	43.504	39.867	2:01.282	88.12	2.214	16:53:28.924
23 - D1	37.425	42.914	39.804	2:00.143	88.96	1.075	16:55:29.067
24 - D1	37.340	42.286	39.442	1:59.068 (1)	89.76		16:57:28.135
25 - D1	37.216	42.564	40.171	1:59.951	89.10	0.883	16:59:28.086



# GT Cup Championship

## RACE 6 - SECTOR ANALYSIS



SECTOR 1 = FL to I1, SECTOR 2 = I1 to I2, SECTOR 3 = I2 to FL, DIFF = Difference To Personal Best Lap, P = Crossed Finish Line in Pit Lane, D = Time Disallowed

P17 25 GTH Paddock Motorsport				McLaren 570S GT4			
IDEAL LAP TIME : 1:58.789		BEST LAP TIME : 1:58.952		DIFFERENCE : 0.163			
D1: Kavi JUNDU		D2: Adam HATFIELD (PS)					
LAP	SECTOR 1	SECTOR 2	SECTOR 3	LAP TIME	MPH	DIFF	TIME OF DAY
1 - D1		44.086	41.233	2:12.477	80.67	13.525	16:09:23.761
2 - D1	39.425	43.835	40.934	2:04.194	86.05	5.242	16:11:27.955
3 - D1	37.819	47.049	40.928	2:05.796	84.96	6.844	16:13:33.751
4 - D1	38.130	43.666	40.057	2:01.853	87.71	2.901	16:15:35.604
5 - D1	37.892	43.326	39.714	2:00.932	88.38	1.980	16:17:36.536
6 - D1	37.988	43.013	40.235	2:01.236	88.15	2.284	16:19:37.772
7 - D1	38.414	43.068	39.769	2:01.251	88.14	2.299	16:21:39.023
8 - D1	38.277	42.685	39.913	2:00.875	88.42	1.923	16:23:39.898
9 - D1	38.260	43.446	39.677	2:01.383	88.05	2.431	16:25:41.281
10 - D1	37.649	43.972	39.968	2:01.589	87.90	2.637	16:27:42.870
11 - D1	38.206	43.456	40.579	2:02.241	87.43	3.289	16:29:45.111
12 - D1	38.126	43.015	40.603	2:01.744	87.79	2.792	16:31:46.855
13 - D1	37.883	42.806	39.849	2:00.538	88.66	1.586	16:33:47.393
14 - D1	37.877	43.354	40.991	2:02.222	87.44	3.270	16:35:49.615
15 - D1	37.769	44.327	40.965	2:03.061	86.85	4.109	16:37:52.676
16 - D1	38.765	43.490	IN PIT	3:36.121	P 49.45	1:37.169	16:41:28.797
17 - D1	OUTLAP	42.828	39.740	2:04.208	86.04	5.256	16:43:33.005
18 - D1	38.900	42.688	40.135	2:01.723	87.80	2.771	16:45:34.728
19 - D1	37.484	42.491	39.822	1:59.797	89.21	0.845	16:47:34.525
20 - D1	37.547	42.789	39.812	2:00.148	88.95	1.196	16:49:34.673
21 - D1	37.277	42.396	39.990	1:59.663	89.31	0.711	16:51:34.336
22 - D1	37.619	42.678	39.847	2:00.144	88.96	1.192	16:53:34.480
23 - D1	37.203	42.205	39.544	1:58.952 (1)	89.85		16:55:33.432
24 - D1	37.301	42.483	39.429	1:59.213 (2)	89.65	0.261	16:57:32.645
25 - D1	37.155	42.370	39.701	1:59.226 (3)	89.64	0.274	16:59:31.871

P18 80 GTH Greystone GT				McLaren 570S GT4			
IDEAL LAP TIME : 1:57.628		BEST LAP TIME : 1:57.812		DIFFERENCE : 0.184			
D1: Ron TRENKA		D2: Jon LANCASTER (P)					
LAP	SECTOR 1	SECTOR 2	SECTOR 3	LAP TIME	MPH	DIFF	TIME OF DAY
1 - D1		46.469	43.293	2:19.204	76.77	21.392	16:09:30.488
2 - D1	39.372	44.106	41.702	2:05.180	85.38	7.368	16:11:35.668
3 - D1	39.015	44.261	41.805	2:05.081	85.44	7.269	16:13:40.749
4 - D1	39.261	43.594	41.992	2:04.847	85.60	7.035	16:15:45.596
5 - D1	40.286	43.876	41.692	2:05.854	84.92	8.042	16:17:51.450
6 - D1	38.494	43.730	41.644	2:03.868	86.28	6.056	16:19:55.318
7 - D1	39.258	43.948	41.108	2:04.314	85.97	6.502	16:21:59.632
8 - D1	39.821	43.640	43.151	2:06.612	84.41	8.800	16:24:06.244
9 - D1	38.791	43.533	41.025	2:03.349	86.64	5.537	16:26:09.593
10 - D1	38.916	44.647	41.748	2:05.311	85.29	7.499	16:28:14.904
11 - D1	39.109	44.101	41.721	2:04.931	85.55	7.119	16:30:19.835
12 - D1	39.476	44.139	41.344	2:04.959	85.53	7.147	16:32:24.794
13 - D1	39.413	44.211	41.710	2:05.334	85.27	7.522	16:34:30.128
14 - D1	39.298	44.210	IN PIT	3:40.058	P 48.56	1:42.246	16:38:10.186
15 - D1	OUTLAP	42.189	39.366	2:02.412	87.31	4.600	16:40:12.598
16 - D1	36.960	42.115	39.579	1:58.654	90.07	0.842	16:42:11.252
17 - D1	36.912	41.967	39.086	1:57.965 (2)	90.60	0.153	16:44:09.217
18 - D1	36.748	42.553	39.175	1:58.476	90.21	0.664	16:46:07.693
19 - D1	36.927	41.972	38.913	1:57.812 (1)	90.72		16:48:05.505
20 - D1	36.928	42.152	39.022	1:58.102 (3)	90.49	0.290	16:50:03.607
21 - D1	37.371	42.344	39.313	1:59.028	89.79	1.216	16:52:02.635
22 - D1	37.091	42.094	39.410	1:58.595	90.12	0.783	16:54:01.230
23 - D1	36.993	42.499	39.204	1:58.696	90.04	0.884	16:55:59.926
24 - D1	37.266	42.156	39.002	1:58.424	90.25	0.612	16:57:58.350
25 - D1	37.093	42.356	39.006	1:58.455	90.22	0.643	16:59:56.805



# GT Cup Championship

## RACE 6 - SECTOR ANALYSIS



SECTOR 1 = FL to I1, SECTOR 2 = I1 to I2, SECTOR 3 = I2 to FL, DIFF = Difference To Personal Best Lap, P = Crossed Finish Line in Pit Lane, D = Time Disallowed

P19 64 GTH Trade Centre Formula Woman			McLaren 570S GT4				
IDEAL LAP TIME : 2:00.560		BEST LAP TIME : 2:01.008		DIFFERENCE : 0.448			
D1: Erika HOFFMANN		D2: Jodie SLOSS					
LAP	SECTOR 1	SECTOR 2	SECTOR 3	LAP TIME	MPH	DIFF	TIME OF DAY
1 - D1		45.703	41.294	2:19.018	76.88	18.010	16:09:30.302
2 - D1	39.840	43.189	40.119	2:03.148	86.79	2.140	16:11:33.450
3 - D1	37.716	42.950	40.656	2:01.322 (2)	88.09	0.314	16:13:34.772
4 - D1	38.198	43.217	39.982	2:01.397	88.04	0.389	16:15:36.169
5 - D1	37.888	43.606	39.937	2:01.431	88.01	0.423	16:17:37.600
6 - D1	37.931	42.953	40.124	2:01.008 (1)	88.32		16:19:38.608
7 - D1	38.261	42.938	40.193	2:01.392	88.04	0.384	16:21:40.000
8 - D1	38.098	43.066	40.174	2:01.338 (3)	88.08	0.330	16:23:41.338
9 - D1	38.171	43.089	40.314	2:01.574	87.91	0.566	16:25:42.912
10 - D1	38.467	43.249	40.167	2:01.883	87.69	0.875	16:27:44.795
11 - D1	37.968	43.287	40.865	2:02.120	87.52	1.112	16:29:46.915
12 - D1	37.965	44.337	39.906	2:02.208	87.45	1.200	16:31:49.123
13 - D1	38.637	43.173	40.652	2:02.462	87.27	1.454	16:33:51.585
14 - D1	38.542	42.964	40.202	2:01.708	87.81	0.700	16:35:53.293
15 - D1	38.177	43.772	IN PIT	4:04.688 P	43.68	2:03.680	16:39:57.981
16 - D1	OUTLAP	49.696	42.917	2:15.704	78.76	14.696	16:42:13.685
17 - D1	38.662	43.979	40.935	2:03.576	86.48	2.568	16:44:17.261
18 - D1	38.305	44.407	41.912	2:04.624	85.76	3.616	16:46:21.885
19 - D1	37.835	43.611	41.196	2:02.642	87.14	1.634	16:48:24.527
20 - D1	38.238	43.462	42.871	2:04.571	85.79	3.563	16:50:29.098
21 - D1	38.295	47.185	40.883	2:06.363	84.58	5.355	16:52:35.461
22 - D1	38.763	43.305	40.729	2:02.797	87.03	1.789	16:54:38.258
23 - D1	39.961	43.304	41.221	2:04.486	85.85	3.478	16:56:42.744
24 - D1	38.183	42.955	40.752	2:01.890	87.68	0.882	16:58:44.634

P20 65 GTH Trade Centre Formula Woman			Mclaren 570S GT4				
IDEAL LAP TIME : 1:59.508		BEST LAP TIME : 1:59.865		DIFFERENCE : 0.357			
D1: Sara MISIR		D2: Steph SORE					
LAP	SECTOR 1	SECTOR 2	SECTOR 3	LAP TIME	MPH	DIFF	TIME OF DAY
1 - D1		45.456	41.691	2:15.895	78.64	16.030	16:09:27.179
2 - D1	38.410	43.902	40.891	2:03.203	86.75	3.338	16:11:30.382
3 - D1	38.286	44.569	42.851	2:05.706	85.02	5.841	16:13:36.088
4 - D1	37.943	43.022	40.528	2:01.493	87.97	1.628	16:15:37.581
5 - D1	37.670	43.139	40.416	2:01.225	88.16	1.360	16:17:38.806
6 - D1	37.665	42.888	40.275	2:00.828	88.45	0.963	16:19:39.634
7 - D1	37.865	42.993	40.399	2:01.257	88.14	1.392	16:21:40.891
8 - D1	37.782	42.809	40.063	2:00.654	88.58	0.789	16:23:41.545
9 - D1	38.328	42.986	40.384	2:01.698	87.82	1.833	16:25:43.243
10 - D1	38.844	42.794	40.464	2:02.102	87.53	2.237	16:27:45.345
11 - D1	38.216	44.380	40.051	2:02.647	87.14	2.782	16:29:47.992
12 - D1	38.486	43.066	40.444	2:01.996	87.61	2.131	16:31:49.988
13 - D1	1:30.946	43.698	41.482	2:56.126	60.68	56.261	16:34:46.114
14 - D1	40.235	44.614	IN PIT	4:36.253 P	38.68	2:36.388	16:39:22.367
15 - D1	OUTLAP	42.998	41.258	2:09.011	82.84	9.146	16:41:31.378
16 - D1	37.678	42.735	40.263	2:00.676	88.56	0.811	16:43:32.054
17 - D1	37.457	42.680	40.055	2:00.192 (2)	88.92	0.327	16:45:32.246
18 - D1	38.302	43.465	39.607	2:01.374	88.05	1.509	16:47:33.620
19 - D1	37.514	44.387	39.719	2:01.620	87.88	1.755	16:49:35.240
20 - D1	37.438	42.643	39.784	1:59.865 (1)	89.16		16:51:35.105
21 - D1	37.904	43.642	39.611	2:01.157	88.21	1.292	16:53:36.262
22 - D1	37.258	42.941	1:07.363	2:27.562	72.43	27.697	16:56:03.824
23 - D1	38.079	42.736	40.336	2:01.151	88.22	1.286	16:58:04.975
24 - D1	37.586	42.744	39.980	2:00.310 (3)	88.83	0.445	17:00:05.285



# GT Cup Championship

## RACE 6 - SECTOR ANALYSIS



SECTOR 1 = FL to I1, SECTOR 2 = I1 to I2, SECTOR 3 = I2 to FL, DIFF = Difference To Personal Best Lap, P = Crossed Finish Line in Pit Lane, D = Time Disallowed

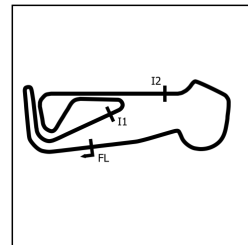
P21 17 GTH		Orange Racing powered by JMH		McLaren 570S GT4			
IDEAL LAP TIME : 2:01.994		BEST LAP TIME : 2:02.376		DIFFERENCE : 0.382			
D1: Russell LINDSAY		D2: Patrick COLLINS					
LAP	SECTOR 1	SECTOR 2	SECTOR 3	LAP TIME	MPH	DIFF	TIME OF DAY
1 - D1		44.369	42.006	2:11.276	81.41	8.900	16:09:22.560
2 - D1	38.973	43.983	41.329	2:04.285	85.99	1.909	16:11:26.845
3 - D1	38.313	55.413	41.768	2:15.494	78.88	13.118	16:13:42.339
4 - D1	38.312	43.839	41.054	2:03.205 (3)	86.75	0.829	16:15:45.544
5 - D1	38.888	44.079	40.844	2:03.811	86.32	1.435	16:17:49.355
6 - D1	38.456	44.220	41.018	2:03.694	86.40	1.318	16:19:53.049
7 - D1	38.046	44.099	42.235	2:04.380	85.93	2.004	16:21:57.429
8 - D1	38.910	45.994	42.439	2:07.343	83.93	4.967	16:24:04.772
9 - D1	46.569	1:12.349	IN PIT	5:50.311 P	30.51	3:47.935	16:29:55.083
10 - D1	OUTLAP	47.187	IN PIT	8:52.992 P	20.05	6:50.616	16:38:48.075
11 - D1	OUTLAP	44.003	41.571	2:08.386	83.24	6.010	16:40:56.461
12 - D1	38.698	44.100	41.062	2:03.860	86.29	1.484	16:43:00.321
13 - D1	39.165	44.106	40.727	2:03.998	86.19	1.622	16:45:04.319
14 - D1	38.599	44.045	40.761	2:03.405	86.60	1.029	16:47:07.724
15 - D1	38.356	43.252	40.768	2:02.376 (1)	87.33		16:49:10.100
16 - D1	38.446	43.689	41.106	2:03.241	86.72	0.865	16:51:13.341
17 - D1	39.668	44.672	40.710	2:05.050	85.47	2.674	16:53:18.391
18 - D1	38.592	43.420	40.696	2:02.708 (2)	87.10	0.332	16:55:21.099
19 - D1	38.718	44.347	40.853	2:03.918	86.25	1.542	16:57:25.017
20 - D1	38.849	43.816	41.752	2:04.417	85.90	2.041	16:59:29.434

P22 247 GTC		Racelab		Ferrari Challenge 488			
IDEAL LAP TIME : 1:52.422		BEST LAP TIME : 1:52.598		DIFFERENCE : 0.176			
D1: Lucky KHERA							
LAP	SECTOR 1	SECTOR 2	SECTOR 3	LAP TIME	MPH	DIFF	TIME OF DAY
1 - D1		45.052	39.451	2:14.501	79.46	21.903	16:09:25.785
2 - D1	37.213	42.909	39.316	1:59.438	89.48	6.840	16:11:25.223
3 - D1	36.612	41.177	38.185	1:55.974	92.15	3.376	16:13:21.197
4 - D1	35.834	41.246	39.029	1:56.109	92.05	3.511	16:15:17.306
5 - D1	36.215	40.955	40.521	1:57.691	90.81	5.093	16:17:14.997
6 - D1	36.463	40.849	38.615	1:55.927	92.19	3.329	16:19:10.924
7 - D1	36.119	41.011	38.205	1:55.335	92.66	2.737	16:21:06.259
8 - D1	35.973	40.739	37.871	1:54.583	93.27	1.985	16:23:00.842
9 - D1	36.194	41.230	38.235	1:55.659	92.41	3.061	16:24:56.501
10 - D1	39.013	43.731	IN PIT	20:25.410 P	8.72	18:32.812	16:45:21.911
11 - D1	OUTLAP	42.540	39.179	2:06.655	84.38	14.057	16:47:28.566
12 - D1	36.466	40.817	37.749	1:55.032	92.91	2.434	16:49:23.598
13 - D1	35.341	40.087	37.585	1:53.013 (2)	94.57	0.415	16:51:16.611
14 - D1	35.534	40.140	37.507	1:53.181 (3)	94.43	0.583	16:53:09.792
15 - D1	35.978	41.502	37.914	1:55.394	92.62	2.796	16:55:05.186
16 - D1	35.401	40.584	37.448	1:53.433	94.22	0.835	16:56:58.619
17 - D1	35.181	40.263	37.154	1:52.598 (1)	94.92		16:58:51.217



# GT Cup Championship

## RACE 6 - SECTOR ANALYSIS



SECTOR 1 = FL to I1, SECTOR 2 = I1 to I2, SECTOR 3 = I2 to FL, DIFF = Difference To Personal Best Lap, P = Crossed Finish Line in Pit Lane, D = Time Disallowed

P23 11 GT3 Ram Racing				Mercedes AMG GT3			
IDEAL LAP TIME : 1:47.799		BEST LAP TIME : 1:51.370		DIFFERENCE : 3.571			
D1: Mike PRICE		D2: Callum MACLEOD (P)					
LAP	SECTOR 1	SECTOR 2	SECTOR 3	LAP TIME	MPH	DIFF	TIME OF DAY
1 - D2		40.391	37.774	1:57.684	90.82	6.314	16:09:08.968
2 - D2	35.420	39.696	37.137	1:52.253	95.21	0.883	16:11:01.221
3 - D2	34.886	39.558	37.340	1:51.784	95.61	0.414	16:12:53.005
4 - D2	34.980	39.658	37.166	1:51.804	95.59	0.434	16:14:44.809
<b>5 - D2</b>	34.641	39.748	36.981	<b>1:51.370 (1)</b>	<b>95.96</b>		<b>16:16:36.179</b>
6 - D2	34.595	39.623	37.475	1:51.693 (3)	95.69	0.323	16:18:27.872
7 - D2	35.285	40.045	37.275	1:52.605	94.91	1.235	16:20:20.477
8 - D2	34.801	40.200	37.209	1:52.210	95.25	0.840	16:22:12.687
9 - D2	34.857	40.028	38.067	1:52.952	94.62	1.582	16:24:05.639
10 - D2	35.218	39.700	36.512	1:51.430 (2)	95.91	0.060	16:25:57.069
11 - D2	34.981	39.900	37.680	1:52.561	94.95	1.191	16:27:49.630
12 - D2	34.937	42.033	38.308	1:55.278	92.71	3.908	16:29:44.908
13 - D2	36.526	40.643	IN PIT	3:29.468 P	51.02	1:38.098	16:33:14.376
14 - D2	OUTLAP	<b>38.551</b>	<b>35.568</b>	1:51.207	96.10		16:35:05.583



GT Cup Championship

RACE 6 - BEST SECTORS

SECTOR 1				SECTOR 2				SECTOR 3				IDEAL / BEST COMPARISON			
POS	NO	NAME	TIME	NO	NAME	TIME	NO	NAME	TIME	POS	NO	NAME	IDEAL	BEST	DIFF
												PERFECT LAP	1:47.775		
1	4	Tecserve	33.656	11	Ram Racing	38.551	11	Ram Racing	35.568	1	11	Ram Racing	1:47.799	1:51.370	3.571
2	11	Ram Racing	33.680	67	Orange Racing powered by JMH	38.620	23	Greystone GT	35.675	2	67	Orange Racing powered by JMH	1:48.076	1:48.076	0.000
3	67	Orange Racing powered by JMH	33.693	66	Enduro Motorsport	38.658	67	Orange Racing powered by JMH	35.763	3	23	Greystone GT	1:48.193	1:48.297	0.104
4	23	Greystone GT	33.753	4	Tecserve	38.748	4	Tecserve	35.864	4	4	Tecserve	1:48.268	1:48.588	0.320
5	66	Enduro Motorsport	33.789	23	Greystone GT	38.765	66	Enduro Motorsport	35.976	5	66	Enduro Motorsport	1:48.423	1:48.423	0.000
6	61	Scott Sport	33.938	61	Scott Sport	38.799	61	Scott Sport	36.118	6	61	Scott Sport	1:48.855	1:49.063	0.208
7	16	Ram Racing	34.152	16	Ram Racing	39.134	16	Ram Racing	36.390	7	16	Ram Racing	1:49.676	1:50.134	0.458
8	7	Raw Motorsport	34.427	7	Raw Motorsport	39.383	7	Raw Motorsport	36.543	8	7	Raw Motorsport	1:50.353	1:50.966	0.613
9	56	FF Corse	34.847	56	FF Corse	39.841	247	Racelab	37.154	9	56	FF Corse	1:51.958	1:52.098	0.140
10	247	Racelab	35.181	44	Paddock Motorsport	39.914	56	FF Corse	37.270	10	247	Racelab	1:52.422	1:52.598	0.176
11	44	Paddock Motorsport	35.188	247	Racelab	40.087	9	Topcats Racing	37.511	11	44	Paddock Motorsport	1:52.833	1:53.021	0.188
12	9	Topcats Racing	35.757	9	Topcats Racing	40.441	44	Paddock Motorsport	37.731	12	9	Topcats Racing	1:53.709	1:54.219	0.510
13	3	Topcats Racing	35.954	3	Topcats Racing	40.944	3	Topcats Racing	38.431	13	3	Topcats Racing	1:55.329	1:55.700	0.371
14	14	Greystone GT	36.656	14	Greystone GT	41.803	77	Greystone GT	38.738	14	14	Greystone GT	1:57.272	1:57.282	0.010
15	80	Greystone GT	36.748	77	Greystone GT	41.830	14	Greystone GT	38.813	15	77	Greystone GT	1:57.370	1:57.469	0.099
16	77	Greystone GT	36.802	80	Greystone GT	41.967	80	Greystone GT	38.913	16	80	Greystone GT	1:57.628	1:57.812	0.184
17	50	Valluga Racing	37.131	25	Paddock Motorsport	42.205	50	Valluga Racing	39.296	17	25	Paddock Motorsport	1:58.789	1:58.952	0.163
18	25	Paddock Motorsport	37.155	69	Make Happen Racing	42.213	25	Paddock Motorsport	39.429	18	50	Valluga Racing	1:58.807	1:59.243	0.436
19	69	Make Happen Racing	37.183	96	Make Happen Racing	42.280	69	Make Happen Racing	39.442	19	69	Make Happen Racing	1:58.838	1:59.068	0.230
20	65	Trade Centre Formula Woman	37.258	50	Valluga Racing	42.380	65	Trade Centre Formula Woman	39.607	20	96	Make Happen Racing	1:59.320	1:59.439	0.119
21	96	Make Happen Racing	37.312	65	Trade Centre Formula Woman	42.643	96	Make Happen Racing	39.728	21	65	Trade Centre Formula Woman	1:59.508	1:59.865	0.357
22	64	Trade Centre Formula Woman	37.716	64	Trade Centre Formula Woman	42.938	64	Trade Centre Formula Woman	39.906	22	64	Trade Centre Formula Woman	2:00.560	2:01.008	0.448
23	17	Orange Racing powered by JMH	38.046	17	Orange Racing powered by JMH	43.252	17	Orange Racing powered by JMH	40.696	23	17	Orange Racing powered by JMH	2:01.994	2:02.376	0.382
24				86	Caffeine Six by Parr Motorsport	1:09.887									



# GT Cup Championship

## RACE 6 - PIT STOP ANALYSIS

P1 67 Orange Racing powered by JMH				
STOP	IN TIME	STOP TIME	TOTAL TIME	OUT TIME
1 -	16:31:23.461	1:35.762	1:35.762	16:32:59.223

P2 66 Enduro Motorsport				
STOP	IN TIME	STOP TIME	TOTAL TIME	OUT TIME
1 -	16:31:22.112	1:48.144	1:48.144	16:33:10.256

P3 16 Ram Racing				
STOP	IN TIME	STOP TIME	TOTAL TIME	OUT TIME
1 -	16:33:38.763	1:17.933	1:17.933	16:34:56.696

P4 61 Scott Sport				
STOP	IN TIME	STOP TIME	TOTAL TIME	OUT TIME
1 -	16:31:39.522	1:57.920	1:57.920	16:33:37.442

P5 4 Tecserve				
STOP	IN TIME	STOP TIME	TOTAL TIME	OUT TIME
1 -	16:32:09.087	1:40.563	1:40.563	16:33:49.650

P6 23 Greystone GT				
STOP	IN TIME	STOP TIME	TOTAL TIME	OUT TIME
1 -	16:32:15.966	1:45.876	1:45.876	16:34:01.842

P7 7 Raw Motorsport				
STOP	IN TIME	STOP TIME	TOTAL TIME	OUT TIME
1 -	16:35:14.430	1:29.562	1:29.562	16:36:43.992

P8 44 Paddock Motorsport				
STOP	IN TIME	STOP TIME	TOTAL TIME	OUT TIME
1 -	16:32:14.975	1:23.589	1:23.589	16:33:38.564

P9 9 Topcats Racing				
STOP	IN TIME	STOP TIME	TOTAL TIME	OUT TIME
1 -	16:36:14.693	1:27.552	1:27.552	16:37:42.245

P10 56 FF Corse				
STOP	IN TIME	STOP TIME	TOTAL TIME	OUT TIME
1 -	16:32:28.411	1:39.283	1:39.283	16:34:07.694
2 -	16:45:28.740	23.293	2:02.576	16:45:52.033

P11 3 Topcats Racing				
STOP	IN TIME	STOP TIME	TOTAL TIME	OUT TIME
1 -	16:33:14.900	1:26.339	1:26.339	16:34:41.239

P12 50 Valluga Racing				
STOP	IN TIME	STOP TIME	TOTAL TIME	OUT TIME
1 -	16:37:17.813	1:34.814	1:34.814	16:38:52.627

P13 96 Make Happen Racing				
STOP	IN TIME	STOP TIME	TOTAL TIME	OUT TIME
1 -	16:41:49.652	1:18.665	1:18.665	16:43:08.317

P14 77 Greystone GT				
STOP	IN TIME	STOP TIME	TOTAL TIME	OUT TIME
1 -	16:37:37.804	1:54.636	1:54.636	16:39:32.440

P15 14 Greystone GT				
STOP	IN TIME	STOP TIME	TOTAL TIME	OUT TIME
1 -	16:37:49.113	1:47.593	1:47.593	16:39:36.706

P16 69 Make Happen Racing				
STOP	IN TIME	STOP TIME	TOTAL TIME	OUT TIME
1 -	16:37:50.007	1:34.792	1:34.792	16:39:24.799

P17 25 Paddock Motorsport				
STOP	IN TIME	STOP TIME	TOTAL TIME	OUT TIME
1 -	16:39:53.820	1:34.977	1:34.977	16:41:28.797

P18 80 Greystone GT				
STOP	IN TIME	STOP TIME	TOTAL TIME	OUT TIME
1 -	16:36:34.566	1:35.620	1:35.620	16:38:10.186

P19 64 Trade Centre Formula Woman				
STOP	IN TIME	STOP TIME	TOTAL TIME	OUT TIME
1 -	16:37:54.536	2:03.445	2:03.445	16:39:57.981

P20 65 Trade Centre Formula Woman				
STOP	IN TIME	STOP TIME	TOTAL TIME	OUT TIME
1 -	16:36:51.944	2:30.423	2:30.423	16:39:22.367

P21 17 Orange Racing powered by JMH				
STOP	IN TIME	STOP TIME	TOTAL TIME	OUT TIME
1 -	16:27:20.309	2:34.774	2:34.774	16:29:55.083
2 -	16:33:11.827	5:36.248	8:11.022	16:38:48.075

P22 247 Racelab				
STOP	IN TIME	STOP TIME	TOTAL TIME	OUT TIME
1 -	16:27:04.132	18:17.779	18:17.779	16:45:21.911

P23 11 Ram Racing				
STOP	IN TIME	STOP TIME	TOTAL TIME	OUT TIME
1 -	16:31:40.457	1:33.919	1:33.919	16:33:14.376
2 -	16:37:43.137			

P24 86 Caffeine Six by Parr Motorsport				
STOP	IN TIME	STOP TIME	TOTAL TIME	OUT TIME
1 -	16:10:41.912			



# GT Cup Championship

## RACE 6 - STATISTICS

**Competitors Started** 24  
**Planned Start** 2022-06-11 @ 16:05:00.000  
**Actual Start** 2022-06-11 @ 16:07:11.283  
**Finish Time** 2022-06-11 @ 16:58:38.081  
**Track Length** 2.9689mi.  
**Total Laps** 568  
**Total Distance Covered** 1686.3417mi.

### Session Fastest Lap History

NO	CL	NAME	LAP TIME	TIME OF DAY	LAP	VEHICLE
67	GT3	Orange Racing powered by JMH	1:55.431	16:09:06.725	1	Mclaren 720S GT3
67	GT3	Orange Racing powered by JMH	1:51.576	16:10:58.302	2	Mclaren 720S GT3
66	GT3	Enduro Motorsport	1:51.300	16:10:58.857	2	Mclaren 720S GT3
67	GT3	Orange Racing powered by JMH	1:50.878	16:12:49.179	3	Mclaren 720S GT3
67	GT3	Orange Racing powered by JMH	1:50.806	16:14:39.985	4	Mclaren 720S GT3
66	GT3	Enduro Motorsport	1:50.746	16:14:40.601	4	Mclaren 720S GT3
67	GT3	Orange Racing powered by JMH	1:50.481	16:16:30.467	5	Mclaren 720S GT3
67	GT3	Orange Racing powered by JMH	1:49.991	16:20:11.109	7	Mclaren 720S GT3
66	GT3	Enduro Motorsport	1:49.932	16:38:44.059	16	Mclaren 720S GT3
4	GT3	Tecserve	1:49.420	16:39:27.524	16	Mercedes AMG GT3
23	GT3	Greystone GT	1:49.384	16:39:37.421	16	Mclaren 720S GT3
67	GT3	Orange Racing powered by JMH	1:48.996	16:42:14.966	18	Mclaren 720S GT3
66	GT3	Enduro Motorsport	1:48.798	16:42:23.543	18	Mclaren 720S GT3
4	GT3	Tecserve	1:48.588	16:43:07.394	18	Mercedes AMG GT3
67	GT3	Orange Racing powered by JMH	1:48.490	16:45:53.998	20	Mclaren 720S GT3
66	GT3	Enduro Motorsport	1:48.423	16:47:49.470	21	Mclaren 720S GT3
23	GT3	Greystone GT	1:48.297	16:48:45.989	21	Mclaren 720S GT3
67	GT3	Orange Racing powered by JMH	1:48.076	16:58:39.295	27	Mclaren 720S GT3

### Session Leader History

NO	CL	NAME	FROM LAP	LAPS LED	DISTANCE	VEHICLE
67	GT3	Orange Racing powered by JMH	1	8	23.75 miles	Mclaren 720S GT3
66	GT3	Enduro Motorsport	9	4	11.87 miles	Mclaren 720S GT3
7	GTO	Raw Motorsport	13	3	8.90 miles	Radical RXC
67	GT3	Orange Racing powered by JMH	16	12	35.62 miles	Mclaren 720S GT3

### Flag History

TYPE	TIME OF DAY
GREEN	16:07:11.283
FINISH	16:58:38.081

### Flag Statistics

TYPE	COUNT	TOTAL LAPS	TOTAL TIME
Green	1	27	56:55.896
Red	0	0	0.000
Safety Car	0	0	0.000
FCY	0	0	0.000



## GT Cup Championship

### RACE 6 - STATISTICS

CLASS : GTC

4 Starters

#### Fastest Lap History

NO	NAME	LAP TIME	TIME OF DAY	LAP	VEHICLE
9	Topcats Racing	2:00.975	16:09:12.273	1	Lamborghini Super Trofeo
9	Topcats Racing	1:56.448	16:11:08.721	2	Lamborghini Super Trofeo
247	Racelab	1:55.974	16:13:21.198	3	Ferrari Challenge 488
9	Topcats Racing	1:55.329	16:17:00.715	5	Lamborghini Super Trofeo
9	Topcats Racing	1:55.146	16:18:55.862	6	Lamborghini Super Trofeo
56	FF Corse	1:55.143	16:18:57.529	6	Ferrari Challenge 488 EVO
9	Topcats Racing	1:54.219	16:20:50.080	7	Lamborghini Super Trofeo
56	FF Corse	1:52.910	16:37:56.847	15	Ferrari Challenge 488 EVO
56	FF Corse	1:52.098	16:41:42.982	17	Ferrari Challenge 488 EVO

#### Leader History

NO	NAME	FROM LAP	LAPS LED	DISTANCE	VEHICLE
9	Topcats Racing	1	26	77.19 miles	Lamborghini Super Trofeo



# GT Cup Championship

## RACE 6 - STATISTICS

CLASS : GT3

8 Starters

### Fastest Lap History

NO	NAME	LAP TIME	TIME OF DAY	LAP	VEHICLE
67	Orange Racing powered by JMH	1:55.431	16:09:06.725	1	Mclaren 720S GT3
67	Orange Racing powered by JMH	1:51.576	16:10:58.302	2	Mclaren 720S GT3
66	Enduro Motorsport	1:51.300	16:10:58.857	2	Mclaren 720S GT3
67	Orange Racing powered by JMH	1:50.878	16:12:49.179	3	Mclaren 720S GT3
67	Orange Racing powered by JMH	1:50.806	16:14:39.985	4	Mclaren 720S GT3
66	Enduro Motorsport	1:50.746	16:14:40.601	4	Mclaren 720S GT3
67	Orange Racing powered by JMH	1:50.481	16:16:30.467	5	Mclaren 720S GT3
67	Orange Racing powered by JMH	1:49.991	16:20:11.109	7	Mclaren 720S GT3
66	Enduro Motorsport	1:49.932	16:38:44.059	16	Mclaren 720S GT3
4	Tecserve	1:49.420	16:39:27.524	16	Mercedes AMG GT3
23	Greystone GT	1:49.384	16:39:37.421	16	Mclaren 720S GT3
67	Orange Racing powered by JMH	1:48.996	16:42:14.966	18	Mclaren 720S GT3
66	Enduro Motorsport	1:48.798	16:42:23.543	18	Mclaren 720S GT3
4	Tecserve	1:48.588	16:43:07.394	18	Mercedes AMG GT3
67	Orange Racing powered by JMH	1:48.490	16:45:53.998	20	Mclaren 720S GT3
66	Enduro Motorsport	1:48.423	16:47:49.470	21	Mclaren 720S GT3
23	Greystone GT	1:48.297	16:48:45.989	21	Mclaren 720S GT3
67	Orange Racing powered by JMH	1:48.076	16:58:39.295	27	Mclaren 720S GT3

### Leader History

NO	NAME	FROM LAP	LAPS LED	DISTANCE	VEHICLE
67	Orange Racing powered by JMH	1	8	23.75 miles	Mclaren 720S GT3
66	Enduro Motorsport	9	4	11.87 miles	Mclaren 720S GT3
16	Ram Racing	13	1	2.96 miles	Mercedes AMG GT3
67	Orange Racing powered by JMH	14	14	41.56 miles	Mclaren 720S GT3



# GT Cup Championship

## RACE 6 - STATISTICS

**CLASS : GTO**

**1 Starters**

### Fastest Lap History

NO	NAME	LAP TIME	TIME OF DAY	LAP	VEHICLE
7	Raw Motorsport	<b>1:58.388</b>	16:09:09.688	1	Radical RXC
7	Raw Motorsport	<b>1:53.621</b>	16:11:03.308	2	Radical RXC
7	Raw Motorsport	<b>1:51.398</b>	16:12:54.706	3	Radical RXC
7	Raw Motorsport	<b>1:51.153</b>	16:14:45.860	4	Radical RXC
7	Raw Motorsport	<b>1:51.034</b>	16:16:36.893	5	Radical RXC
7	Raw Motorsport	<b>1:50.969</b>	16:18:27.863	6	Radical RXC
7	Raw Motorsport	<b>1:50.966</b>	16:22:10.568	8	Radical RXC

### Leader History

NO	NAME	FROM LAP	LAPS LED	DISTANCE	VEHICLE
7	Raw Motorsport	1	27	80.16 miles	Radical RXC



## GT Cup Championship

### RACE 6 - STATISTICS

CLASS : GTH

11 Starters

#### Fastest Lap History

NO	NAME	LAP TIME	TIME OF DAY	LAP	VEHICLE
50	Valluga Racing	2:07.153	16:09:18.461	1	Porsche Cayman 718 RS Clubsport
50	Valluga Racing	1:59.772	16:11:18.233	2	Porsche Cayman 718 RS Clubsport
50	Valluga Racing	1:59.243	16:13:17.475	3	Porsche Cayman 718 RS Clubsport
80	Greystone GT	1:58.654	16:42:11.260	16	Mclaren 570S GT4
77	Greystone GT	1:58.248	16:43:33.259	17	Mclaren 570S GT4
14	Greystone GT	1:57.282	16:43:35.787	17	Mclaren 570S GT4

#### Leader History

NO	NAME	FROM LAP	LAPS LED	DISTANCE	VEHICLE
50	Valluga Racing	1	14	41.56 miles	Porsche Cayman 718 RS Clubsport
96	Make Happen Racing	15	2	5.93 miles	Mercedes AMG GT4
50	Valluga Racing	17	9	26.72 miles	Porsche Cayman 718 RS Clubsport



# GT Cup Championship

## SUNDAY PRACTICE - CLASSIFICATION

POS	NO	CL	PIC	TEAM / DRIVERS	CAR	TIME	ON	LAPS	GAP	DIFF	MPH
1	67	GT3	1	Orange Racing powered by JMH Simon ORANGE / Michael O'BRIEN (P)	McLaren 720S GT3	1:50.572	5	5			96.66
2	16	GT3	2	Ram Racing Ian LOGGIE	Mercedes AMG GT3	1:51.171	3	3	0.599	0.599	96.14
3	61	GT3	3	Scott Sport John DHILLON / Andrea AMICI (P)	Lamborghini Huracan GT3	1:51.705	4	4	1.133	0.534	95.68
4	23	GT3	4	Greystone GT Ian CAMPBELL / Olli WEBB (P)	McLaren 720S GT3	1:52.012	4	4	1.440	0.307	95.41
5	66	GT3	5	Enduro Motorsport Morgan TILLBROOK / Marcus CLUTTON (P)	McLaren 720S GT3	1:52.628	3	5	2.056	0.616	94.89
6	11	GT3	6	Ram Racing Mike PRICE / Callum MACLEOD (P)	Mercedes AMG GT3	1:52.790	2	4	2.218	0.162	94.76
7	44	GT3	7	Paddock Motorsport Steve RUSTON / John WHITEHOUSE	McLaren 720S GT3	1:52.797	5	5	2.225	0.007	94.75
8	7	GTO	1	Raw Motorsport Steve BURGESS / Ben DIMMACK	Radical RXC	1:53.380	5	5	2.808	0.583	94.26
9	247	GTC	1	Racelab Lucky KHERA	Ferrari Challenge 488	1:54.608	2	4	4.036	1.228	93.25
10	9	GTC	2	Topcats Racing Jensen LUNN / Warren GILBERT	Lamborghini Super Trofeo	1:56.866	4	4	6.294	2.258	91.45
11	4	GT3	8	Tecserve Grahame TILLEY / Will TREGURTHA (P)	Mercedes AMG GT3	1:57.058	4	4	6.486	0.192	91.30
12	56	GTC	3	FF Corse Roy MILLINGTON / Benny SIMONSEN (P)	Ferrari Challenge 488 EVO	1:58.560	4	4	7.988	1.502	90.14
13	50	GTH	1	Valluga Racing James WALLIS / Sam MAHER-LOUGHNAN (PS)	Porsche Cayman 718 RS Clubsport	1:59.051	2	5	8.479	0.491	89.77
14	86	GTH	2	Caffeine Six by Parr Motorsport Timothy CRESWICK / Chris DYMOND (P)	Porsche Cayman Clubsport GT4	1:59.287	3	4	8.715	0.236	89.59
15	3	GTC	4	Topcats Racing Charlotte BIRCH / Charlotte GILBERT	Lamborghini Super Trofeo	1:59.815	5	5	9.243	0.528	89.20
16	25	GTH	3	Paddock Motorsport Kavi JUNDU / Adam HATFIELD (PS)	McLaren 570S GT4	2:00.061	4	4	9.489	0.246	89.02
17	14	GTH	4	Greystone GT Phillip CARTER / Michael BROADHURST (P)	McLaren 570S GT4	2:00.901	5	5	10.329	0.840	88.40
18	26	GTH	5	Paddock Motorsport Tehmur CHOHAN / Moh RITSON (PS)	McLaren 570S GT4	2:00.952	2	2	10.380	0.051	88.36
19	96	GTH	6	Make Happen Racing Jon CURRIE	Mercedes AMG GT4	2:01.882	4	4	11.310	0.930	87.69
20	65	GTH	7	Trade Centre Formula Woman Sara MISIR / Steph SORE	McLaren 570S GT4	2:01.996	4	5	11.424	0.114	87.61
21	77	GTH	8	Greystone GT Mark HOPTON / Euan HANKEY (P)	McLaren 570S GT4	2:02.971	3	4	12.399	0.975	86.91
22	69	GTH	9	Make Happen Racing Stephen WALTON / Chris HART	Mercedes AMG GT4	2:03.305	2	3	12.733	0.334	86.68
23	64	GTH	10	Trade Centre Formula Woman Erika HOFFMANN / Jodie SLOSS	McLaren 570S GT4	2:03.320	4	5	12.748	0.015	86.66
24	17	GTH	11	Orange Racing powered by JMH Russell LINDSAY / Patrick COLLINS	McLaren 570S GT4	2:04.193	2	4	13.621	0.873	86.06
25	80	GTH	12	Greystone GT Ron TRENKA / Jon LANCASTER (P)	McLaren 570S GT4	2:06.376	5	5	15.804	2.183	84.57

Weather / Track : Bright / Dry

These results are provisional until the conclusion of any judicial and technical matters.

Snetterton 300: 2.9689 miles

Date: 12/06/2022 Start: 09:40 Finish: 09:50

Clerk Of Course : Simon Gnana-Pragasam

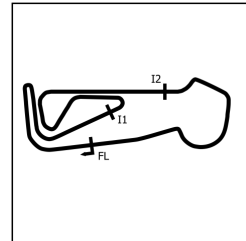
Stewards :

Timekeeper : Nick Palmer



# GT Cup Championship

## SUNDAY PRACTICE - SECTOR ANALYSIS



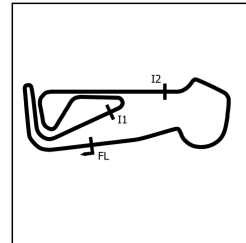
SECTOR 1 = FL to I1, SECTOR 2 = I1 to I2, SECTOR 3 = I2 to FL, DIFF = Difference To Personal Best Lap, P = Crossed Finish Line in Pit Lane, D = Time Disallowed

<b>P1 67 GT3 Orange Racing powered by JMH</b> McLaren 720S GT3 IDEAL LAP TIME : 1:50.314 BEST LAP TIME : 1:50.572 DIFFERENCE : 0.258 D1: Simon ORANGE D2: Michael O'BRIEN (P)							
LAP	SECTOR 1	SECTOR 2	SECTOR 3	LAP TIME	MPH	DIFF	TIME OF DAY
1 - D1	OUTLAP	<b>39.523</b>	IN PIT	3:19.844 <b>P</b>	53.48	1:29.272	09:43:28.982
2 - D1	OUTLAP	40.364	38.463	1:59.541	89.40	8.969	09:45:28.523
3 - D1	35.055	39.699	37.065	1:51.819 <b>(3)</b>	95.58	1.247	09:47:20.342
4 - D1	<b>34.402</b>	39.606	36.913	1:50.921 <b>(2)</b>	96.35	0.349	09:49:11.263
5 - D1	34.413	39.770	<b>36.389</b>	<b>1:50.572 (1)</b>	<b>96.66</b>		<b>09:51:01.835</b>
<b>P2 16 GT3 Ram Racing</b> Mercedes AMG GT3 IDEAL LAP TIME : 1:50.647 BEST LAP TIME : 1:51.171 DIFFERENCE : 0.524 D1: Ian LOGGIE							
LAP	SECTOR 1	SECTOR 2	SECTOR 3	LAP TIME	MPH	DIFF	TIME OF DAY
1 - D1	OUTLAP	44.055	38.076	2:03.245	86.72	12.074	09:43:16.020
2 - D1	35.801	40.343	37.653	1:53.797 <b>(2)</b>	93.92	2.626	09:45:09.817
3 - D1	35.055	39.476	<b>36.640</b>	<b>1:51.171 (1)</b>	<b>96.14</b>		<b>09:47:00.988</b>
<b>P3 61 GT3 Scott Sport</b> Lamborghini Huracan GT3 IDEAL LAP TIME : 1:51.311 BEST LAP TIME : 1:51.705 DIFFERENCE : 0.394 D1: John DHILLON D2: Andrea AMICI (P)							
LAP	SECTOR 1	SECTOR 2	SECTOR 3	LAP TIME	MPH	DIFF	TIME OF DAY
1 - D1	OUTLAP	40.203	39.037	1:59.890	89.14	8.185	09:43:20.451
2 - D1	<b>34.834</b>	<b>39.616</b>	37.672	1:52.122 <b>(3)</b>	95.32	0.417	09:45:12.573
3 - D1	35.367	39.725	36.883	1:51.975 <b>(2)</b>	95.45	0.270	09:47:04.548
4 - D1	34.898	39.946	<b>36.861</b>	<b>1:51.705 (1)</b>	<b>95.68</b>		<b>09:48:56.253</b>
<b>P4 23 GT3 Greystone GT</b> McLaren 720S GT3 IDEAL LAP TIME : 1:51.975 BEST LAP TIME : 1:52.012 DIFFERENCE : 0.037 D1: Ian CAMPBELL D2: Olli WEBB (P)							
LAP	SECTOR 1	SECTOR 2	SECTOR 3	LAP TIME	MPH	DIFF	TIME OF DAY
1 - D1	OUTLAP	41.989	39.123	2:03.718	86.39	11.706	09:42:17.674
2 - D1	35.483	41.025	37.591	1:54.099 <b>(3)</b>	93.67	2.087	09:44:11.773
3 - D1	35.734	40.676	<b>36.854</b>	1:53.264 <b>(2)</b>	94.36	1.252	09:46:05.037
4 - D1	<b>35.146</b>	<b>39.975</b>	36.891	<b>1:52.012 (1)</b>	<b>95.41</b>		<b>09:47:57.049</b>
<b>P5 66 GT3 Enduro Motorsport</b> McLaren 720S GT3 IDEAL LAP TIME : 1:52.522 BEST LAP TIME : 1:52.628 DIFFERENCE : 0.106 D1: Morgan TILLBROOK D2: Marcus CLUTTON (P)							
LAP	SECTOR 1	SECTOR 2	SECTOR 3	LAP TIME	MPH	DIFF	TIME OF DAY
1 - D2	OUTLAP	41.947	39.010	2:00.482	88.71	7.854	09:42:34.257
2 - D2	36.728	42.013	39.600	1:58.341	90.31	5.713	09:44:32.598
3 - D2	34.631	39.727	<b>38.270</b>	<b>1:52.628 (1)</b>	<b>94.89</b>		<b>09:46:25.226</b>
4 - D2	<b>34.527</b>	<b>39.725</b>	38.943	1:53.195 <b>(2)</b>	94.42	0.567	09:48:18.421
5 - D2	34.818	40.028	38.622	1:53.468 <b>(3)</b>	94.19	0.840	09:50:11.889
<b>P6 11 GT3 Ram Racing</b> Mercedes AMG GT3 IDEAL LAP TIME : 1:51.721 BEST LAP TIME : 1:52.790 DIFFERENCE : 1.069 D1: Mike PRICE D2: Callum MACLEOD (P)							
LAP	SECTOR 1	SECTOR 2	SECTOR 3	LAP TIME	MPH	DIFF	TIME OF DAY
1 - D2	OUTLAP	41.564	37.622	1:59.850	89.17	7.060	09:42:48.077
2 - D2	<b>34.793</b>	<b>39.543</b>	38.454	<b>1:52.790 (1)</b>	<b>94.76</b>		<b>09:44:40.867</b>
3 - D2	35.961	42.992	<b>37.385</b>	1:56.338 <b>(2)</b>	91.87	3.548	09:46:37.205
4 - D2	36.317	41.353	39.969	1:57.639 <b>(3)</b>	90.85	4.849	09:48:34.844



# GT Cup Championship

## SUNDAY PRACTICE - SECTOR ANALYSIS



SECTOR 1 = FL to I1, SECTOR 2 = I1 to I2, SECTOR 3 = I2 to FL, DIFF = Difference To Personal Best Lap, P = Crossed Finish Line in Pit Lane, D = Time Disallowed

<b>P7</b>		<b>44 GT3</b>	<b>Paddock Motorsport</b>	<b>Mclaren 720S GT3</b>			
IDEAL LAP TIME : 1:52.380		BEST LAP TIME : 1:52.797		DIFFERENCE : 0.417			
D1: Steve RUSTON		D2: John WHITEHOUSE					
LAP	SECTOR 1	SECTOR 2	SECTOR 3	LAP TIME	MPH	DIFF	TIME OF DAY

1 - D1	OUTLAP	42.929	42.007	2:08.890	82.92	16.093	09:42:28.298
2 - D1	36.942	40.490	38.055	1:55.487	92.54	2.690	09:44:23.785
3 - D1	35.134	<b>40.104</b>	37.787	1:53.025 (2)	94.56	0.228	09:46:16.810
4 - D1	<b>35.033</b>	41.099	37.497	1:53.629 (3)	94.06	0.832	09:48:10.439
5 - D1	35.042	40.512	<b>37.243</b>	<b>1:52.797 (1)</b>	<b>94.75</b>		<b>09:50:03.236</b>

<b>P8</b>		<b>7 GTO</b>	<b>Raw Motorsport</b>	<b>Radical RXC</b>			
IDEAL LAP TIME : 1:53.149		BEST LAP TIME : 1:53.380		DIFFERENCE : 0.231			
D1: Steve BURGESS		D2: Ben DIMMACK					
LAP	SECTOR 1	SECTOR 2	SECTOR 3	LAP TIME	MPH	DIFF	TIME OF DAY

1 - D1	OUTLAP	43.118	41.141	2:08.043	83.47	14.663	09:42:28.633
2 - D1	37.721	41.324	38.209	1:57.254	91.15	3.874	09:44:25.887
3 - D1	35.978	<b>40.329</b>	38.288	1:54.595 (2)	93.26	1.215	09:46:20.482
4 - D1	35.563	40.493	40.069	1:56.125 (3)	92.03	2.745	09:48:16.607
5 - D1	<b>35.505</b>	40.560	<b>37.315</b>	<b>1:53.380 (1)</b>	<b>94.26</b>		<b>09:50:09.987</b>

<b>P9</b>		<b>247 GTC</b>	<b>Racelab</b>	Ferrari Challenge 488			
IDEAL LAP TIME : 1:54.389		BEST LAP TIME : 1:54.608		DIFFERENCE : 0.219			
D1: Lucky KHERA							
LAP	SECTOR 1	SECTOR 2	SECTOR 3	LAP TIME	MPH	DIFF	TIME OF DAY

1 - D1	OUTLAP	44.480	48.156	2:14.865	79.25	20.257	09:42:45.308
2 - D1	35.721	<b>40.610</b>	<b>38.277</b>	<b>1:54.608 (1)</b>	<b>93.25</b>		<b>09:44:39.916</b>
3 - D1	<b>35.502</b>	41.492	IN PIT	3:34.225 P	49.89	1:39.617	09:48:14.141
4 - D1	OUTLAP	42.472	39.676	2:07.458	83.85	12.850	09:50:21.599

<b>P10</b>	<b>9 GTC</b>	<b>Topcats Racing</b>	Lamborghini Super Trofeo				
IDEAL LAP TIME : 1:56.713		BEST LAP TIME : 1:56.866		DIFFERENCE : 0.153			
D1: Jensen LUNN		D2: Warren GILBERT					
LAP	SECTOR 1	SECTOR 2	SECTOR 3	LAP TIME	MPH	DIFF	TIME OF DAY

1 - D1	OUTLAP	50.762	48.219	2:29.076	71.69	32.210	09:43:06.103
2 - D1	39.843	45.068	44.607	2:09.518 (2)	82.52	12.652	09:45:15.621
3 - D1	52.606	46.812	<b>38.538</b>	2:17.956 (3)	77.47	21.090	09:47:33.577
4 - D1	<b>36.429</b>	<b>41.746</b>	38.691	<b>1:56.866 (1)</b>	<b>91.45</b>		<b>09:49:30.443</b>

<b>P11</b>		<b>4 GT3</b>	<b>Tecserve</b>	<b>Mercedes AMG GT3</b>			
IDEAL LAP TIME : 1:53.308		BEST LAP TIME : 1:57.058		DIFFERENCE : 3.750			
D1: Grahame TILLEY		D2: Will TREGURTHA (P)					
LAP	SECTOR 1	SECTOR 2	SECTOR 3	LAP TIME	MPH	DIFF	TIME OF DAY

1 - D1	OUTLAP	<b>40.373</b>	40.840	2:00.710	88.54	3.652	09:43:13.681
2 - D1	<b>33.744</b>	40.763	IN PIT	3:34.088 P	49.92	1:37.030	09:46:47.769
3 - D1	OUTLAP	41.330	<b>39.191</b>	2:01.538	87.94	4.480	09:48:49.307
4 - D1	35.336	42.118	39.604	<b>1:57.058 (1)</b>	<b>91.30</b>		<b>09:50:46.365</b>

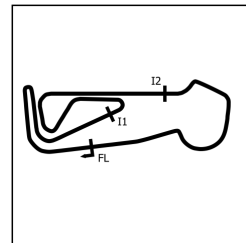
<b>P12</b>		<b>56 GTC</b>	<b>FF Corse</b>	Ferrari Challenge 488 EVO			
IDEAL LAP TIME : 1:55.089		BEST LAP TIME : 1:58.560		DIFFERENCE : 3.471			
D1: Roy MILLINGTON		D2: Benny SIMONSEN (P)					
LAP	SECTOR 1	SECTOR 2	SECTOR 3	LAP TIME	MPH	DIFF	TIME OF DAY

1 - D1	OUTLAP	42.847	<b>39.051</b>	2:04.712	85.70	6.152	09:42:21.355
2 - D1	<b>35.505</b>	<b>40.533</b>	IN PIT	4:04.904 P	43.64	2:06.344	09:46:26.259
3 - D1	OUTLAP	42.581	44.172	2:11.777	81.10	13.217	09:48:38.036
4 - D1	36.563	42.186	39.811	<b>1:58.560 (1)</b>	<b>90.14</b>		<b>09:50:36.596</b>



# GT Cup Championship

## SUNDAY PRACTICE - SECTOR ANALYSIS



SECTOR 1 = FL to I1, SECTOR 2 = I1 to I2, SECTOR 3 = I2 to FL, DIFF = Difference To Personal Best Lap, P = Crossed Finish Line in Pit Lane, D = Time Disallowed

<b>P13</b>		<b>50 GTH</b>	<b>Valluga Racing</b>	<b>Porsche Cayman 718 RS Clubsport</b>				
IDEAL LAP TIME : 1:58.730		BEST LAP TIME : 1:59.051		DIFFERENCE : 0.321				
D1: James WALLIS		D2: Sam MAHER-LOUGHNAN (						
LAP	SECTOR 1		SECTOR 2	SECTOR 3	LAP TIME	MPH	DIFF	TIME OF DAY
1 - D1	OUTLAP		43.425	40.191	2:07.244	83.99	8.193	09:42:11.640
2 - <b>D1</b>	<b>37.099</b>		42.655	39.297	<b>1:59.051 (1)</b>	<b>89.77</b>		<b>09:44:10.691</b>
3 - D1	37.699		<b>42.421</b>	<b>39.210</b>	1:59.330 <b>(2)</b>	89.56	0.279	09:46:10.021
4 - D1	37.168		50.245	53.485	2:20.898	75.85	21.847	09:48:30.919
5 - D1	37.222		45.634	39.921	2:02.777 <b>(3)</b>	87.05	3.726	09:50:33.696

<b>P14</b>		<b>86 GTH</b>	<b>Caffeine Six by Parr Motorsport</b>	<b>Porsche Cayman Clubsport GT4</b>				
IDEAL LAP TIME : 1:59.287		BEST LAP TIME : 1:59.287		DIFFERENCE : 0.000				
D1: Timothy CRESWICK		D2: Chris DYMOND (P)						
LAP	SECTOR 1		SECTOR 2	SECTOR 3	LAP TIME	MPH	DIFF	TIME OF DAY
1 - D1	OUTLAP		43.385	40.349	2:06.703	84.35	7.416	09:42:13.807
2 - D1	37.961		42.897	39.582	2:00.440 <b>(3)</b>	88.74	1.153	09:44:14.247
3 - <b>D1</b>	<b>37.481</b>		<b>42.345</b>	<b>39.461</b>	<b>1:59.287 (1)</b>	<b>89.59</b>		<b>09:46:13.534</b>
4 - D1	37.605		42.480	39.573	1:59.658 <b>(2)</b>	89.32	0.371	09:48:13.192

<b>P15</b>		<b>3 GTC</b>	<b>Topcats Racing</b>	<b>Lamborghini Super Trofeo</b>				
IDEAL LAP TIME : 1:59.278		BEST LAP TIME : 1:59.815		DIFFERENCE : 0.537				
D1: Charlotte BIRCH		D2: Charlotte GILBERT						
LAP	SECTOR 1		SECTOR 2	SECTOR 3	LAP TIME	MPH	DIFF	TIME OF DAY
1 - D1	OUTLAP		46.606	42.813	2:17.375	77.80	17.560	09:42:27.995
2 - D1	41.112		43.296	41.529	2:05.937	84.86	6.122	09:44:33.932
3 - D1	37.736		43.353	39.935	2:01.024 <b>(3)</b>	88.31	1.209	09:46:34.956
4 - D1	<b>37.435</b>		<b>42.193</b>	41.303	2:00.931 <b>(2)</b>	88.38	1.116	09:48:35.887
5 - <b>D1</b>	37.557		42.608	<b>39.650</b>	<b>1:59.815 (1)</b>	<b>89.20</b>		<b>09:50:35.702</b>

<b>P16</b>		<b>25 GTH</b>	<b>Paddock Motorsport</b>	<b>Mclaren 570S GT4</b>				
IDEAL LAP TIME : 2:00.061		BEST LAP TIME : 2:00.061		DIFFERENCE : 0.000				
D1: Kavi JUNDU		D2: Adam HATFIELD (PS)						
LAP	SECTOR 1		SECTOR 2	SECTOR 3	LAP TIME	MPH	DIFF	TIME OF DAY
1 - D1	OUTLAP		44.007	42.199	2:09.378	82.61	9.317	09:42:37.341
2 - D1	38.650		43.133	IN PIT	3:24.974 <b>P</b>	52.14	1:24.913	09:46:02.315
3 - D1	OUTLAP		43.124	40.035	2:05.143	85.40	5.082	09:48:07.458
4 - <b>D1</b>	<b>37.536</b>		<b>42.881</b>	<b>39.644</b>	<b>2:00.061 (1)</b>	<b>89.02</b>		<b>09:50:07.519</b>

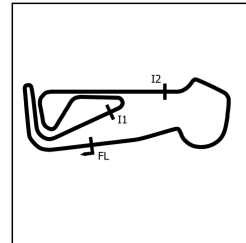
<b>P17</b>		<b>14 GTH</b>	<b>Greystone GT</b>	<b>Mclaren 570S GT4</b>				
IDEAL LAP TIME : 2:00.539		BEST LAP TIME : 2:00.901		DIFFERENCE : 0.362				
D1: Phillip CARTER		D2: Michael BROADHURST (P)						
LAP	SECTOR 1		SECTOR 2	SECTOR 3	LAP TIME	MPH	DIFF	TIME OF DAY
1 - D1	OUTLAP		43.429	43.334	2:10.965	81.61	10.064	09:42:36.568
2 - D1	38.304		<b>42.776</b>	44.604	2:05.684 <b>(3)</b>	85.03	4.783	09:44:42.252
3 - D1	38.262		42.859	<b>40.250</b>	2:01.371 <b>(2)</b>	88.06	0.470	09:46:43.623
4 - D1	37.909		47.537	43.278	2:08.724	83.03	7.823	09:48:52.347
5 - <b>D1</b>	<b>37.513</b>		42.946	40.442	<b>2:00.901 (1)</b>	<b>88.40</b>		<b>09:50:53.248</b>

<b>P18</b>		<b>26 GTH</b>	<b>Paddock Motorsport</b>	<b>Mclaren 570S GT4</b>				
IDEAL LAP TIME : 2:00.749		BEST LAP TIME : 2:00.952		DIFFERENCE : 0.203				
D1: Tehmur CHOCHAN		D2: Moh RITSON (PS)						
LAP	SECTOR 1		SECTOR 2	SECTOR 3	LAP TIME	MPH	DIFF	TIME OF DAY
1 - D2	OUTLAP		45.084	41.993	2:13.623	79.98	12.671	09:43:38.555
2 - <b>D2</b>	<b>37.820</b>		43.351	<b>39.781</b>	<b>2:00.952 (1)</b>	<b>88.36</b>		<b>09:45:39.507</b>



# GT Cup Championship

## SUNDAY PRACTICE - SECTOR ANALYSIS



SECTOR 1 = FL to I1, SECTOR 2 = I1 to I2, SECTOR 3 = I2 to FL, DIFF = Difference To Personal Best Lap, P = Crossed Finish Line in Pit Lane, D = Time Disallowed

P19 96 GTH Make Happen Racing			Mercedes AMG GT4				
IDEAL LAP TIME : 2:01.781		BEST LAP TIME : 2:01.882		DIFFERENCE : 0.101			
D1: Jon CURRIE							
LAP	SECTOR 1	SECTOR 2	SECTOR 3	LAP TIME	MPH	DIFF	TIME OF DAY
1 - D1	OUTLAP	45.336	44.869	2:15.381	78.94	13.499	09:42:21.725
2 - D1	38.241	43.269	40.960	2:02.470 (2)	87.27	0.588	09:44:24.195
3 - D1	38.029	43.490	41.619	2:03.138 (3)	86.79	1.256	09:46:27.333
4 - D1	38.060	43.159	40.663	2:01.882 (1)	87.69		09:48:29.215

P20 65 GTH Trade Centre Formula Woman			Mclaren 570S GT4				
IDEAL LAP TIME : 2:01.627		BEST LAP TIME : 2:01.996		DIFFERENCE : 0.369			
D1: Sara MISIR		D2: Steph SORE					
LAP	SECTOR 1	SECTOR 2	SECTOR 3	LAP TIME	MPH	DIFF	TIME OF DAY
1 - D1	OUTLAP	44.828	42.052	2:11.397	81.34	9.401	09:42:32.742
2 - D1	39.089	43.446	41.345	2:03.880 (3)	86.27	1.884	09:44:36.622
3 - D1	39.001	44.736	40.934	2:04.671	85.73	2.675	09:46:41.293
4 - D1	38.116	43.119	40.761	2:01.996 (1)	87.61		09:48:43.289
5 - D1	37.747	43.337	41.981	2:03.065 (2)	86.84	1.069	09:50:46.354

P21 77 GTH Greystone GT		Mclaren 570S GT4					
IDEAL LAP TIME : 2:02.625		BEST LAP TIME : 2:02.971		DIFFERENCE : 0.346			
D1: Mark HOPTON		D2: Euan HANKEY (P)					
LAP	SECTOR 1	SECTOR 2	SECTOR 3	LAP TIME	MPH	DIFF	TIME OF DAY
1 - D1	OUTLAP	45.502	42.725	2:13.772	79.89	10.801	09:43:35.648
2 - D1	39.191	45.437	42.160	2:06.788 (2)	84.29	3.817	09:45:42.436
3 - D1	38.523	43.448	41.000	2:02.971 (1)	86.91		09:47:45.407
4 - D1	41.409	45.832	40.949	2:08.190 (3)	83.37	5.219	09:49:53.597

P22 69 GTH Make Happen Racing			Mercedes AMG GT4				
IDEAL LAP TIME : 2:02.933		BEST LAP TIME : 2:03.305		DIFFERENCE : 0.372			
D1: Stephen WALTON		D2: Chris HART					
LAP	SECTOR 1	SECTOR 2	SECTOR 3	LAP TIME	MPH	DIFF	TIME OF DAY
1 - D1	OUTLAP	46.627	43.375	2:14.338	79.56	11.033	09:42:29.724
2 - D1	38.766	43.469	41.070	2:03.305 (1)	86.68		09:44:33.029
3 - D1	38.394	43.789	41.321	2:03.504 (2)	86.54	0.199	09:46:36.533

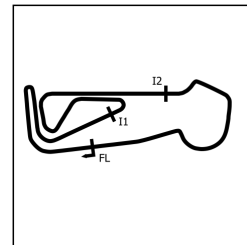
P23 64 GTH Trade Centre Formula Woman			Mclaren 570S GT4				
IDEAL LAP TIME : 2:02.234		BEST LAP TIME : 2:03.320		DIFFERENCE : 1.086			
D1: Erika HOFFMANN		D2: Jodie SLOSS					
LAP	SECTOR 1	SECTOR 2	SECTOR 3	LAP TIME	MPH	DIFF	TIME OF DAY
1 - D1	OUTLAP	44.091	41.967	2:09.748	82.37	6.428	09:42:33.960
2 - D1	39.062	43.332	41.441	2:03.835 (2)	86.30	0.515	09:44:37.795
3 - D1	39.230	44.539	40.803	2:04.572	85.79	1.252	09:46:42.367
4 - D1	38.693	43.594	41.033	2:03.320 (1)	86.66		09:48:45.687
5 - D1	38.099	44.909	41.323	2:04.331 (3)	85.96	1.011	09:50:50.018

P24 17 GTH		Orange Racing powered by JMH		Mclaren 570S GT4			
IDEAL LAP TIME : 2:01.721		BEST LAP TIME : 2:04.193		DIFFERENCE : 2.472			
D1: Russell LINDSAY		D2: Patrick COLLINS					
LAP	SECTOR 1	SECTOR 2	SECTOR 3	LAP TIME	MPH	DIFF	TIME OF DAY
1 - D1	OUTLAP	47.841	43.844	2:19.324	76.71	15.131	09:42:31.258
2 - D1	38.553	44.393	41.247	2:04.193 (1)	86.06		09:44:35.451
3 - D1	39.444	45.059	IN PIT	3:41.858 P	48.17	1:37.665	09:48:17.309
4 - D1	OUTLAP	42.831	40.337	2:06.675	84.37	2.482	09:50:23.984



# GT Cup Championship

## SUNDAY PRACTICE - SECTOR ANALYSIS



SECTOR 1 = FL to I1, SECTOR 2 = I1 to I2, SECTOR 3 = I2 to FL, DIFF = Difference To Personal Best Lap, P = Crossed Finish Line in Pit Lane, D = Time Disallowed

P25 80 GTH Greystone GT				McLaren 570S GT4			
IDEAL LAP TIME : 2:05.416		BEST LAP TIME : 2:06.376		DIFFERENCE : 0.960			
D1: Ron TRENKA		D2: Jon LANCASTER (P)					
LAP	SECTOR 1	SECTOR 2	SECTOR 3	LAP TIME	MPH	DIFF	TIME OF DAY
1 - D1	OUTLAP	49.270	45.410	2:23.830	74.31	17.454	09:43:24.735
2 - D1	39.822	<b>44.146</b>	42.702	2:06.670 (2)	84.37	0.294	09:45:31.405
3 - D1	42.355	44.993	<b>41.581</b>	2:08.929 (3)	82.89	2.553	09:47:40.334
4 - D1	<b>39.689</b>	49.907	46.755	2:16.351	78.38	9.975	09:49:56.685
<b>5 - D1</b>	39.851	44.523	42.002	<b>2:06.376 (1)</b>	<b>84.57</b>		<b>09:52:03.061</b>



## SUNDAY PRACTICE - BEST SECTORS

Printed - 09:56 Sunday, 12 June 2022



## GT Cup Championship

### SUNDAY PRACTICE - STATISTICS

<b>Competitors Started</b>	25
<b>Planned Start</b>	2022-06-12 @ 09:40:00.000
<b>Actual Start</b>	2022-06-12 @ 09:40:01.865
<b>Finish Time</b>	2022-06-12 @ 09:50:02.361
<b>Track Length</b>	2.9689mi.
<b>Total Laps</b>	106
<b>Total Distance Covered</b>	314.7046mi.

#### Session Fastest Lap History

NO	CL	NAME	LAP TIME	TIME OF DAY	LAP	VEHICLE
50	GTH	Valluga Racing	1:59.051	09:44:10.715	2	Porsche Cayman 718 RS
23	GT3	Greystone GT	1:54.099	09:44:11.781	2	Mclaren 720S GT3
11	GT3	Ram Racing	1:52.790	09:44:40.883	2	Mercedes AMG GT3
61	GT3	Scott Sport	1:52.122	09:45:12.590	2	Lamborghini Huracan GT3
16	GT3	Ram Racing	1:51.171	09:47:01.004	3	Mercedes AMG GT3
67	GT3	Orange Racing powered by JMH	1:50.921	09:49:11.273	4	Mclaren 720S GT3
67	GT3	Orange Racing powered by JMH	1:50.572	09:51:01.845	5	Mclaren 720S GT3

#### Flag History

TYPE	TIME OF DAY
GREEN	09:40:01.865
FINISH	09:50:02.361

#### Flag Statistics

TYPE	COUNT	TOTAL LAPS	TOTAL TIME
Green	1	5	15:01.636
Red	0	0	0.000
Safety Car	0	0	0.000
FCY	0	0	0.000



# GT Cup Championship

## SUNDAY PRACTICE - STATISTICS

CLASS : GTC

4 Starters

### Fastest Lap History

NO	NAME	LAP TIME	TIME OF DAY	LAP	VEHICLE
3	Topcats Racing	2:05.937	09:44:33.945	2	Lamborghini Super Trofeo
247	Racelab	1:54.608	09:44:39.917	2	Ferrari Challenge 488



# GT Cup Championship

## SUNDAY PRACTICE - STATISTICS

CLASS : GT3

8 Starters

### Fastest Lap History

NO	NAME	LAP TIME	TIME OF DAY	LAP	VEHICLE
23	Greystone GT	1:54.099	09:44:11.781	2	Mclaren 720S GT3
11	Ram Racing	1:52.790	09:44:40.883	2	Mercedes AMG GT3
61	Scott Sport	1:52.122	09:45:12.590	2	Lamborghini Huracan GT3
16	Ram Racing	1:51.171	09:47:01.004	3	Mercedes AMG GT3
67	Orange Racing powered by JMH	1:50.921	09:49:11.273	4	Mclaren 720S GT3
67	Orange Racing powered by JMH	1:50.572	09:51:01.845	5	Mclaren 720S GT3



## GT Cup Championship

### SUNDAY PRACTICE - STATISTICS

**CLASS : GTO**

1 Starters

#### Fastest Lap History

NO	NAME	LAP TIME	TIME OF DAY	LAP	VEHICLE
7	Raw Motorsport	<b>1:57.254</b>	09:44:25.902	2	Radical RXC
7	Raw Motorsport	<b>1:54.595</b>	09:46:20.498	3	Radical RXC
7	Raw Motorsport	<b>1:53.380</b>	09:50:10.003	5	Radical RXC



## GT Cup Championship

### SUNDAY PRACTICE - STATISTICS

**CLASS : GTH**

12 Starters

#### Fastest Lap History

NO	NAME	LAP TIME	TIME OF DAY	LAP	VEHICLE
50	Valluga Racing	1:59.051	09:44:10.715	2	Porsche Cayman 718 RS Clubsport



## GT Cup Championship

### SUNDAY QUALIFYING (GROUP 2) - CLASSIFICATION

POS	NO	CL	PIC	TEAM / DRIVERS	CAR	TIME	ON	LAPS	GAP	DIFF	MPH
1	50	GTH	1	Valluga Racing James WALLIS / Sam MAHER-LOUGHNAN (PS)	Porsche Cayman 718 RS Clubsport	1:56.524	2	3			91.72
2	17	GTH	2	Orange Racing powered by JMH Russell LINDSAY / Patrick COLLINS	McLaren 570S GT4	1:57.327	2	3	0.803	0.803	91.09
3	25 *	GTH	3	Paddock Motorsport Kavi JUNDU / Adam HATFIELD (PS)	McLaren 570S GT4	1:57.560	2	3	1.036	0.233	90.91
4	69	GTH	4	Make Happen Racing Stephen WALTON / Chris HART	Mercedes AMG GT4	1:58.293	5	5	1.769	0.733	90.35
5	26	GTH	5	Paddock Motorsport Tehmur CHOHAN / Moh RITSON (PS)	McLaren 570S GT4	1:58.582	5	5	2.058	0.289	90.13
6	14 *	GTH	6	Greystone GT Phillip CARTER / Michael BROADHURST (P)	McLaren 570S GT4	1:58.667	5	5	2.143	0.085	90.06
7	86 *	GTH	7	Caffeine Six by Parr Motorsport Timothy CRESWICK / Chris DYMOND (P)	Porsche Cayman Clubsport GT4	1:58.677	4	4	2.153	0.010	90.06
8	96	GTH	8	Make Happen Racing Jon CURRIE	Mercedes AMG GT4	1:58.900	2	5	2.376	0.223	89.89
9	77	GTH	9	Greystone GT Mark HOPTON / Euan HANKEY (P)	McLaren 570S GT4	1:59.473	2	4	2.949	0.573	89.46
10	65	GTH	10	Trade Centre Formula Woman Sara MISIR / Steph SORE	McLaren 570S GT4	2:00.088	2	4	3.564	0.615	89.00
11	64	GTH	11	Trade Centre Formula Woman Erika HOFFMANN / Jodie SLOSS	McLaren 570S GT4	2:00.471	3	5	3.947	0.383	88.71
12	80 *	GTH	12	Greystone GT Ron TRENKA / Jon LANCASTER (P)	McLaren 570S GT4	2:27.031	2	3	30.507	26.560	72.69

No. 14, 25, 80, 86 - 1 Lap time disallowed; exceeding track limits.

Weather / Track : Bright / Dry

These results are provisional until the conclusion of any judicial and technical matters.

Snetterton 300: 2.9689 miles

Date: 12/06/2022 Start: 09:55 Finish: 10:05

Clerk Of Course : Simon Gnana-Pragasam

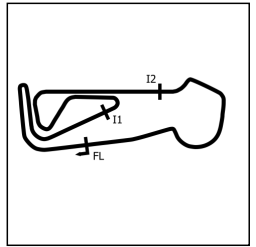
Stewards :

Timekeeper : Nick Palmer



# GT Cup Championship

## SUNDAY QUALIFYING (GROUP 2) - SECTOR ANALYSIS



SECTOR 1 = FL to I1, SECTOR 2 = I1 to I2, SECTOR 3 = I2 to FL, DIFF = Difference To Personal Best Lap, P = Crossed Finish Line in Pit Lane, D = Time Disallowed

<b>P1</b>	<b>50 GTH</b>	<b>Valluga Racing</b>	<b>Porsche Cayman 718 RS Clubsport</b>				
IDEAL LAP TIME : 1:56.344		BEST LAP TIME : 1:56.524		DIFFERENCE : 0.180			
D1: James WALLIS		D2: Sam MAHER-LOUGHNAN (					
LAP	SECTOR 1	SECTOR 2	SECTOR 3	LAP TIME	MPH	DIFF	TIME OF DAY

1 - D1	OUTLAP	43.733	41.504	2:06.193	84.69	9.669	09:57:31.662
2 - D1	36.421	<b>41.685</b>	<b>38.418</b>	<b>1:56.524 (1)</b>	<b>91.72</b>		<b>09:59:28.186</b>
3 - D1	<b>36.241</b>	42.009	38.835	1:57.085 (2)	91.28	0.561	10:01:25.271

<b>P2</b>		<b>17 GTH</b>	<b>Orange Racing powered by JMH</b>			<b>Mclaren 570S GT4</b>	
IDEAL LAP TIME : 1:57.327		BEST LAP TIME : 1:57.327		DIFFERENCE : 0.000			
D1: Russell LINDSAY		D2: Patrick COLLINS					
LAP	SECTOR 1	SECTOR 2	SECTOR 3	LAP TIME	MPH	DIFF	TIME OF DAY

1 - D1	OUTLAP	45.096	41.078	2:10.554	81.86	13.227	09:57:41.643
2 - D1	<b>36.826</b>	<b>41.980</b>	<b>38.521</b>	<b>1:57.327 (1)</b>	<b>91.09</b>		<b>09:59:38.970</b>
3 - D1	38.581	45.718	43.268	2:07.567 (2)	83.78	10.240	10:01:46.537

<b>P3</b>		<b>25 GTH</b>	<b>Paddock Motorsport</b>		<b>Mclaren 570S GT4</b>		
IDEAL LAP TIME : 1:57.259		BEST LAP TIME : 1:57.560		DIFFERENCE : 0.301			
D1: Kavi JUNDU		D2: Adam HATFIELD (PS)					
LAP	SECTOR 1	SECTOR 2	SECTOR 3	LAP TIME	MPH	DIFF	TIME OF DAY

1 - D1	OUTLAP	43.115	39.081	2:04.933	85.55	7.373	09:59:06.560
2 - D1	36.694	41.979	<b>38.887</b>	<b>1:57.560 (1)</b>	<b>90.91</b>		<b>10:01:04.120</b>
3 - D1	<b>36.498</b>	<b>41.874</b>	1:05.512	2:23.884 D	74.28	26.324	10:03:28.004

<b>P4</b>		<b>69 GTH</b>	<b>Make Happen Racing</b>		<b>Mercedes AMG GT4</b>		
IDEAL LAP TIME : 1:58.166		BEST LAP TIME : 1:58.293		DIFFERENCE : 0.127			
D1: Stephen WALTON		D2: Chris HART					
LAP	SECTOR 1	SECTOR 2	SECTOR 3	LAP TIME	MPH	DIFF	TIME OF DAY

1 - D1	OUTLAP	43.066	40.069	2:05.265	85.32	6.972	09:57:14.760
2 - D1	37.394	42.732	39.809	1:59.935	89.11	1.642	09:59:14.695
3 - D1	37.057	42.220	<b>39.242</b>	1:58.519 (2)	90.18	0.226	10:01:13.214
4 - D1	<b>36.900</b>	42.124	39.526	1:58.550 (3)	90.15	0.257	10:03:11.764
5 - D1	37.000	<b>42.024</b>	39.269	<b>1:58.293 (1)</b>	<b>90.35</b>		<b>10:05:10.057</b>

<b>P5</b>		<b>26 GTH</b>	<b>Paddock Motorsport</b>		<b>Mclaren 570S GT4</b>		
IDEAL LAP TIME : 1:58.303		BEST LAP TIME : 1:58.582		DIFFERENCE : 0.279			
D1: Tehmur CHOCHAN		D2: Moh RITSON (PS)					
LAP	SECTOR 1	SECTOR 2	SECTOR 3	LAP TIME	MPH	DIFF	TIME OF DAY

1 - D2	OUTLAP	44.428	40.408	2:16.270	78.43	17.688	09:58:32.632
2 - D2	37.296	42.500	50.188	2:09.984	82.22	11.402	10:00:42.616
3 - D2	<b>36.949</b>	<b>42.157</b>	39.656	1:58.762 (2)	89.99	0.180	10:02:41.378
4 - D2	37.463	42.293	39.284	1:59.040 (3)	89.78	0.458	10:04:40.418
5 - D2	37.084	42.301	<b>39.197</b>	<b>1:58.582 (1)</b>	<b>90.13</b>		<b>10:06:39.000</b>

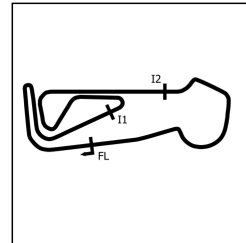
<b>P6</b>		<b>14 GTH</b>	<b>Greystone GT</b>	<b>Mclaren 570S GT4</b>			
IDEAL LAP TIME : 1:57.896		BEST LAP TIME : 1:58.667		DIFFERENCE : 0.771			
D1: Phillip CARTER		D2: Michael BROADHURST (P)					
LAP	SECTOR 1	SECTOR 2	SECTOR 3	LAP TIME	MPH	DIFF	TIME OF DAY

1 - D1	OUTLAP	45.459	41.116	2:10.653	81.80	11.986	09:57:56.429
2 - D1	<b>36.748</b>	<b>41.791</b>	39.509	1:58.048 D	90.54		09:59:54.477
3 - D1	37.021	42.158	39.543	1:58.722 (2)	90.02	0.055	10:01:53.199
4 - D1	37.356	42.220	39.861	1:59.437 (3)	89.48	0.770	10:03:52.636
5 - D1	37.128	42.182	<b>39.357</b>	<b>1:58.667 (1)</b>	<b>90.06</b>		<b>10:05:51.303</b>



# GT Cup Championship

## SUNDAY QUALIFYING (GROUP 2) - SECTOR ANALYSIS



SECTOR 1 = FL to I1, SECTOR 2 = I1 to I2, SECTOR 3 = I2 to FL, DIFF = Difference To Personal Best Lap, P = Crossed Finish Line in Pit Lane, D = Time Disallowed

P7 86 GTH Caffeine Six by Parr Motorsport				Porsche Cayman Clubsport GT4			
IDEAL LAP TIME : 1:58.677		BEST LAP TIME : 1:58.677		DIFFERENCE : 0.000			
D1: Timothy CRESWICK		D2: Chris DYMOND (P)					
LAP	SECTOR 1	SECTOR 2	SECTOR 3	LAP TIME	MPH	DIFF	TIME OF DAY
1 - D1	OUTLAP	43.497	40.211	2:05.593	85.10	6.916	09:57:18.965
2 - D1	37.341	42.842	39.762	1:59.945 (2)	89.10	1.268	09:59:18.910
3 - D1	37.243	43.074	39.747	2:00.064 D	89.01	1.387	10:01:18.974
4 - D1	37.082	42.193	39.402	1:58.677 (1)	90.06		10:03:17.651

P8 96 GTH Make Happen Racing			Mercedes AMG GT4				
IDEAL LAP TIME : 1:58.716		BEST LAP TIME : 1:58.900		DIFFERENCE : 0.184			
D1: Jon CURRIE							
LAP	SECTOR 1	SECTOR 2	SECTOR 3	LAP TIME	MPH	DIFF	TIME OF DAY
1 - D1	OUTLAP	42.651	40.849	2:04.640	85.75	5.740	09:57:16.802
2 - D1	37.038	42.490	39.372	1:58.900 (1)	89.89		09:59:15.702
3 - D1	36.988	42.356	41.256	2:00.600	88.62	1.700	10:01:16.302
4 - D1	37.300	42.555	40.083	1:59.938 (3)	89.11	1.038	10:03:16.240
5 - D1	37.296	42.435	39.597	1:59.328 (2)	89.56	0.428	10:05:15.568

P9 77 GTH Greystone GT			Mclaren 570S GT4				
IDEAL LAP TIME : 1:59.432		BEST LAP TIME : 1:59.473		DIFFERENCE : 0.041			
D1: Mark HOPTON		D2: Euan HANKEY (P)					
LAP	SECTOR 1	SECTOR 2	SECTOR 3	LAP TIME	MPH	DIFF	TIME OF DAY
1 - D1	OUTLAP	42.606	42.818	2:09.853	82.30	10.380	09:58:01.277
2 - D1	37.315	42.645	39.513	1:59.473 (1)	89.46		10:00:00.750
3 - D1	40.651	43.048	39.600	2:03.299 (3)	86.68	3.826	10:02:04.049
4 - D1	37.342	42.715	39.705	1:59.762 (2)	89.24	0.289	10:04:03.811

P10 65 GTH Trade Centre Formula Woman				Mclaren 570S GT4			
IDEAL LAP TIME : 1:59.734		BEST LAP TIME : 2:00.088		DIFFERENCE : 0.354			
D1: Sara MISIR		D2: Steph SORE					
LAP	SECTOR 1	SECTOR 2	SECTOR 3	LAP TIME	MPH	DIFF	TIME OF DAY
1 - D1	OUTLAP	51.329	41.425	2:17.748	77.59	17.660	09:59:22.664
2 - D1	37.565	42.584	39.939	2:00.088 (1)	89.00		10:01:22.752
3 - D1	37.373	42.966	39.786	2:00.125 (2)	88.97	0.037	10:03:22.877
4 - D1	37.429	42.575	40.555	2:00.559 (3)	88.65	0.471	10:05:23.436

P11 64 GTH Trade Centre Formula Woman			Mclaren 570S GT4				
IDEAL LAP TIME : 1:59.947		BEST LAP TIME : 2:00.471		DIFFERENCE : 0.524			
D1: Erika HOFFMANN		D2: Jodie SLOSS					
LAP	SECTOR 1	SECTOR 2	SECTOR 3	LAP TIME	MPH	DIFF	TIME OF DAY
1 - D1	OUTLAP	49.009	43.190	2:19.143	76.81	18.672	09:58:12.173
2 - D1	38.043	43.334	39.981	2:01.358 (3)	88.07	0.887	10:00:13.531
3 - D1	37.638	42.721	40.112	2:00.471 (1)	88.71		10:02:14.002
4 - D1	37.245	43.062	40.166	2:00.473 (2)	88.71	0.002	10:04:14.475
5 - D1	37.982	43.329	41.373	2:02.684	87.11	2.213	10:06:17.159

P12 80 GTH Greystone GT			Mclaren 570S GT4				
IDEAL LAP TIME : 2:05.764		BEST LAP TIME : 2:27.031		DIFFERENCE : 21.267			
D1: Ron TRENKA		D2: Jon LANCASTER (P)					
LAP	SECTOR 1	SECTOR 2	SECTOR 3	LAP TIME	MPH	DIFF	TIME OF DAY
1 - D1	OUTLAP	45.639	42.495	2:13.587	80.00		10:00:32.768
2 - D1	39.339	44.479	1:03.213	2:27.031 (1)	72.69		10:02:59.799
3 - D1	39.260	44.399	42.105	2:05.764 D	84.98		10:05:05.563



## SUNDAY QUALIFYING (GROUP 2) - BEST SECTORS

Printed - 10:12 Sunday, 12 June 2022



## GT Cup Championship

### SUNDAY QUALIFYING (GROUP 2) - STATISTICS

Competitors Started	12
Planned Start	2022-06-12 @ 09:55:00.000
Actual Start	2022-06-12 @ 09:55:06.948
Finish Time	2022-06-12 @ 10:05:07.831
Track Length	2.9689mi.
Total Laps	49
Total Distance Covered	145.4766mi.

#### Session Fastest Lap History

NO	CL	NAME	LAP TIME	TIME OF DAY	LAP	VEHICLE
69	GTH	Make Happen Racing	1:59.935	09:59:14.705	2	Mercedes AMG GT4
96	GTH	Make Happen Racing	1:58.900	09:59:15.711	2	Mercedes AMG GT4
50	GTH	Valluga Racing	1:56.524	09:59:28.209	2	Porsche Cayman 718 RS

#### Flag History

TYPE	TIME OF DAY
GREEN	09:55:06.948
FINISH	10:05:07.831

#### Flag Statistics

TYPE	COUNT	TOTAL LAPS	TOTAL TIME
Green	1	5	15:02.650
Red	0	0	0.000
Safety Car	0	0	0.000
FCY	0	0	0.000



## GT Cup Championship

### SUNDAY QUALIFYING (GROUP 2) - STATISTICS

CLASS : GTH

12 Starters

#### Fastest Lap History

NO	NAME	LAP TIME	TIME OF DAY	LAP	VEHICLE
69	Make Happen Racing	1:59.935	09:59:14.705	2	Mercedes AMG GT4
96	Make Happen Racing	1:58.900	09:59:15.711	2	Mercedes AMG GT4
50	Valluga Racing	1:56.524	09:59:28.209	2	Porsche Cayman 718 RS Clubsport



# GT Cup Championship

## SUNDAY QUALIFYING (GROUP 1) - CLASSIFICATION

POS	NO	CL	PIC	TEAM / DRIVERS	CAR	TIME	ON	LAPS	GAP	DIFF	MPH
1	16	GT3	1	Ram Racing Ian LOGGIE	Mercedes AMG GT3	1:47.837	3	4			99.11
2	23	GT3	2	Greystone GT Ian CAMPBELL / Olli WEBB (P)	McLaren 720S GT3	1:48.352	5	5	0.515	0.515	98.64
3	67 *	GT3	3	Orange Racing powered by JMH Simon ORANGE / Michael O'BRIEN (P)	McLaren 720S GT3	1:48.482	6	6	0.645	0.130	98.52
4	66	GT3	4	Enduro Motorsport Morgan TILLBROOK / Marcus CLUTTON (P)	McLaren 720S GT3	1:48.655	4	6	0.818	0.173	98.36
5	11	GT3	5	Ram Racing Mike PRICE / Callum MACLEOD (P)	Mercedes AMG GT3	1:49.079	6	6	1.242	0.424	97.98
6	7	GTO	1	Raw Motorsport Steve BURGESS / Ben DIMMACK	Radical RXC	1:49.465	4	6	1.628	0.386	97.63
7	61 *	GT3	6	Scott Sport John DHILLON / Andrea AMICI (P)	Lamborghini Huracan GT3	1:49.772	4	4	1.935	0.307	97.36
8	4	GT3	7	Tecserve Grahame TILLEY / Will TREGURTHA (P)	Mercedes AMG GT3	1:51.123	5	5	3.286	1.351	96.18
9	44	GT3	8	Paddock Motorsport Steve RUSTON / John WHITEHOUSE	McLaren 720S GT3	1:51.179	5	5	3.342	0.056	96.13
10	9	GTC	1	Topcats Racing Jensen LUNN / Warren GILBERT	Lamborghini Super Trofeo	1:52.771	4	4	4.934	1.592	94.77
11	247	GTC	2	Racelab Lucky KHERA	Ferrari Challenge 488	1:53.030	3	5	5.193	0.259	94.55
12	3	GTC	3	Topcats Racing Charlotte BIRCH / Charlotte GILBERT	Lamborghini Super Trofeo	1:53.907	5	5	6.070	0.877	93.83
13	56	GTC	4	FF Corse Roy MILLINGTON / Benny SIMONSEN (P)	Ferrari Challenge 488 EVO	1:55.503	2	5	7.666	1.596	92.53

No. 61 - 1 Lap time disallowed; exceeding track limits.

No. 67 - 2 Lap times disallowed; exceeding track limits.

Weather / Track : Bright / Dry

These results are provisional until the conclusion of any judicial and technical matters.

Snetterton 300: 2.9689 miles

Date: 12/06/2022 Start: 10:10 Finish: 10:20

Clerk Of Course : Simon Gnana-Pragasam

Stewards :

Timekeeper : Nick Palmer



# GT Cup Championship

## SUNDAY QUALIFYING (GROUP 1) - SECTOR ANALYSIS



SECTOR 1 = FL to I1, SECTOR 2 = I1 to I2, SECTOR 3 = I2 to FL, DIFF = Difference To Personal Best Lap, P = Crossed Finish Line in Pit Lane, D = Time Disallowed

<b>P1</b>	<b>16 GT3</b>	<b>Ram Racing</b>	<b>Mercedes AMG GT3</b>				
IDEAL LAP TIME : 1:47.837		BEST LAP TIME : 1:47.837		DIFFERENCE : 0.000			
D1: Ian LOGGIE							
LAP	SECTOR 1	SECTOR 2	SECTOR 3	LAP TIME	MPH	DIFF	TIME OF DAY

1 - D1	OUTLAP	40.297	37.048	1:56.880	91.44	9.043	10:12:12.332
2 - D1	34.083	38.973	35.867	1:48.923 (2)	98.12	1.086	10:14:01.255
3 - D1	<b>33.677</b>	<b>38.364</b>	<b>35.796</b>	<b>1:47.837 (1)</b>	<b>99.11</b>		<b>10:15:49.092</b>
4 - D1	34.033	40.435	37.699	1:52.167 (3)	95.28	4.330	10:17:41.259

<b>P2</b>		<b>23 GT3</b>	<b>Greystone GT</b>	<b>Mclaren 720S GT3</b>			
IDEAL LAP TIME : 1:48.275		BEST LAP TIME : 1:48.352		DIFFERENCE : 0.077			
D1: Ian CAMPBELL		D2: Olli WEBB (P)					
LAP	SECTOR 1	SECTOR 2	SECTOR 3	LAP TIME	MPH	DIFF	TIME OF DAY

1 - D1	OUTLAP	46.446	40.879	2:09.446	82.56	21.094	10:12:31.116
2 - D1	34.657	39.398	36.455	1:50.510	96.71	2.158	10:14:21.626
3 - D1	34.322	39.103	36.126	1:49.551 (3)	97.56	1.199	10:16:11.177
4 - D1	<b>33.774</b>	39.020	35.872	1:48.666 (2)	98.35	0.314	10:17:59.843
5 - D1	33.851	<b>38.865</b>	<b>35.636</b>	<b>1:48.352 (1)</b>	<b>98.64</b>		<b>10:19:48.195</b>

<b>P3</b>	<b>67 GT3</b>	<b>Orange Racing powered by JMH</b>	<b>Mclaren 720S GT3</b>				
IDEAL LAP TIME : 1:48.395		BEST LAP TIME : 1:48.482		DIFFERENCE : 0.087			
D1: Simon ORANGE		D2: Michael O'BRIEN (P)					
LAP	SECTOR 1	SECTOR 2	SECTOR 3	LAP TIME	MPH	DIFF	TIME OF DAY

1 - D1	OUTLAP	39.669	37.177	1:54.777	93.12	6.295	10:12:33.968
2 - D1	34.263	39.612	38.789	1:52.664 (3)	94.86	4.182	10:14:26.632
3 - D1	34.315	41.382	38.589	<del>1:54.286</del> D	93.52	5.804	10:16:20.918
4 - D1	34.046	40.223	36.274	1:50.543 (2)	96.68	2.061	10:18:11.461
5 - D1	33.857	<b>38.798</b>	<b>35.777</b>	<del>1:48.432</del> D	98.56		10:19:59.893
6 - D1	<b>33.820</b>	38.834	35.828	<b>1:48.482 (1)</b>	<b>98.52</b>		<b>10:21:48.375</b>

<b>P4</b>		<b>66 GT3</b>	<b>Enduro Motorsport</b>	Mclaren 720S GT3			
IDEAL LAP TIME : 1:48.496		BEST LAP TIME : 1:48.655		DIFFERENCE : 0.159			
D1: Morgan TILLBROOK		D2: Marcus CLUTTON (P)					
LAP	SECTOR 1	SECTOR 2	SECTOR 3	LAP TIME	MPH	DIFF	TIME OF DAY

1 - D2	OUTLAP	45.990	41.040	2:09.033	82.83	20.378	10:12:29.612
2 - D2	34.044	38.748	36.191	1:48.983	98.07	0.328	10:14:18.595
3 - D2	33.968	39.007	36.273	1:49.248	97.83	0.593	10:16:07.843
4 - D2	<b>33.788</b>	38.855	<b>36.012</b>	<b>1:48.655 (1)</b>	<b>98.36</b>		<b>10:17:56.498</b>
5 - D2	33.832	<b>38.696</b>	36.155	1:48.683 (2)	98.34	0.028	10:19:45.181
6 - D2	33.866	38.758	36.075	1:48.699 (3)	98.32	0.044	10:21:33.880

<b>P5</b>		<b>11 GT3</b>	<b>Ram Racing</b>	Mercedes AMG GT3			
IDEAL LAP TIME : 1:49.021		BEST LAP TIME : 1:49.079		DIFFERENCE : 0.058			
D1: Mike PRICE		D2: Callum MACLEOD (P)					
LAP	SECTOR 1	SECTOR 2	SECTOR 3	LAP TIME	MPH	DIFF	TIME OF DAY

1 - D2	OUTLAP	40.505	37.355	1:58.704	90.03	9.625	10:12:15.502
2 - D2	34.939	39.717	36.394	1:51.050	96.24	1.971	10:14:06.552
3 - D2	34.144	39.371	36.345	1:49.860	97.28	0.781	10:15:56.412
4 - D2	34.177	39.183	36.340	1:49.700 (3)	97.43	0.621	10:17:46.112
5 - D2	34.045	<b>38.930</b>	36.230	1:49.205 (2)	97.87	0.126	10:19:35.317
6 - D2	<b>33.877</b>	38.988	<b>36.214</b>	<b>1:49.079 (1)</b>	<b>97.98</b>		<b>10:21:24.396</b>



# GT Cup Championship

## SUNDAY QUALIFYING (GROUP 1) - SECTOR ANALYSIS



SECTOR 1 = FL to I1, SECTOR 2 = I1 to I2, SECTOR 3 = I2 to FL, DIFF = Difference To Personal Best Lap, P = Crossed Finish Line in Pit Lane, D = Time Disallowed

<b>P6</b>		<b>7 GTO</b>	<b>Raw Motorsport</b>	<b>Radical RXC</b>			
IDEAL LAP TIME : 1:49.304		BEST LAP TIME : 1:49.465		DIFFERENCE : 0.161			
D1: Steve BURGESS		D2: Ben DIMMACK					
LAP	SECTOR 1	SECTOR 2	SECTOR 3	LAP TIME	MPH	DIFF	TIME OF DAY

1 - D1	OUTLAP	43.826	38.451	2:02.777	87.05	13.312	10:12:20.505
2 - D1	34.299	39.530	36.593	1:50.422	96.79	0.957	10:14:10.927
3 - D1	<b>33.911</b>	39.199	<b>36.388</b>	1:49.498 (2)	97.60	0.033	10:16:00.425
4 - D1	34.033	<b>39.005</b>	36.427	<b>1:49.465 (1)</b>	<b>97.63</b>		<b>10:17:49.890</b>
5 - D1	34.122	39.339	36.515	1:49.976 (3)	97.18	0.511	10:19:39.866
6 - D1	34.264	39.283	36.454	1:50.001	97.16	0.536	10:21:29.867

<b>P7</b>	<b>61 GT3</b>	<b>Scott Sport</b>	<b>Lamborghini Huracan GT3</b>				
IDEAL LAP TIME : 1:49.574		BEST LAP TIME : 1:49.772		DIFFERENCE : 0.198			
D1: John DHILLON		D2: Andrea AMICI (P)					
LAP	SECTOR 1	SECTOR 2	SECTOR 3	LAP TIME	MPH	DIFF	TIME OF DAY

1 - D1	OUTLAP	40.038	36.612	1:56.049	92.09	6.277	10:13:42.865
2 - D1	34.242	39.261	<b>36.372</b>	1:49.875 D	97.27	0.103	10:15:32.740
3 - D1	<b>34.106</b>	39.142	36.693	1:49.941 (2)	97.21	0.169	10:17:22.681
4 - D1	34.203	<b>39.096</b>	36.473	<b>1:49.772 (1)</b>	<b>97.36</b>		<b>10:19:12.453</b>

<b>P8</b>		<b>4 GT3</b>	<b>Tecserve</b>	<b>Mercedes AMG GT3</b>			
IDEAL LAP TIME : 1:50.982		BEST LAP TIME : 1:51.123		DIFFERENCE : 0.141			
D1: Grahame TILLEY		D2: Will TREGURTHA (P)					
LAP	SECTOR 1	SECTOR 2	SECTOR 3	LAP TIME	MPH	DIFF	TIME OF DAY

1 - D1	OUTLAP	40.192	37.052	1:57.637	90.85	6.514	10:13:10.735
2 - D1	34.794	<b>39.609</b>	37.038	1:51.441 (2)	95.90	0.318	10:15:02.176
3 - D1	34.656	39.896	37.214	1:51.766	95.62	0.643	10:16:53.942
4 - D1	34.663	39.946	36.959	1:51.568 (3)	95.79	0.445	10:18:45.510
5 - D1	<b>34.492</b>	39.750	<b>36.881</b>	<b>1:51.123 (1)</b>	<b>96.18</b>		<b>10:20:36.633</b>

<b>P9</b>	<b>44 GT3</b>	<b>Paddock Motorsport</b>	<b>Mclaren 720S GT3</b>				
IDEAL LAP TIME : 1:50.908		BEST LAP TIME : 1:51.179		DIFFERENCE : 0.271			
D1: Steve RUSTON		D2: John WHITEHOUSE					
LAP	SECTOR 1	SECTOR 2	SECTOR 3	LAP TIME	MPH	DIFF	TIME OF DAY

1 - D1	OUTLAP	46.258	40.287	2:09.409	82.59	18.230	10:12:33.020
2 - D1	34.890	39.756	<b>36.813</b>	1:51.459 (2)	95.89	0.280	10:14:24.479
3 - D1	35.013	39.788	36.983	1:51.784 (3)	95.61	0.605	10:16:16.263
4 - D1	35.022	1:03.611	38.669	2:17.302	77.84	26.123	10:18:33.565
5 - D1	<b>34.865</b>	<b>39.230</b>	37.084	<b>1:51.179 (1)</b>	<b>96.13</b>		<b>10:20:24.744</b>

<b>P10</b>		<b>9 GTC</b>	<b>Topcats Racing</b>	Lamborghini Super Trofeo			
IDEAL LAP TIME : 1:52.771		BEST LAP TIME : 1:52.771		DIFFERENCE : 0.000			
D1: Jensen LUNN		D2: Warren GILBERT					
LAP	SECTOR 1	SECTOR 2	SECTOR 3	LAP TIME	MPH	DIFF	TIME OF DAY

1 - D1	OUTLAP	40.849	38.843	2:01.352	88.07	8.581	10:12:34.317
2 - D1	35.428	40.181	38.113	1:53.722 (3)	93.98	0.951	10:14:28.039
3 - D1	35.168	40.241	38.051	1:53.460 (2)	94.20	0.689	10:16:21.499
4 - D1	<b>35.153</b>	<b>40.074</b>	<b>37.544</b>	<b>1:52.771 (1)</b>	<b>94.77</b>		<b>10:18:14.270</b>

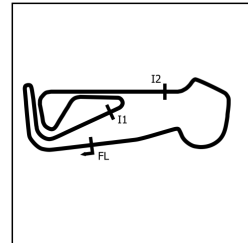
<b>P11</b>		<b>247 GTC</b>	<b>Racelab</b>	Ferrari Challenge 488			
IDEAL LAP TIME : 1:52.749		BEST LAP TIME : 1:53.030		DIFFERENCE : 0.281			
D1: Lucky KHERA							
LAP	SECTOR 1	SECTOR 2	SECTOR 3	LAP TIME	MPH	DIFF	TIME OF DAY

1 - D1	OUTLAP	45.887	40.513	2:10.541	81.87	17.511	10:12:35.946
2 - D1	35.680	40.270	37.444	1:53.394 (3)	94.25	0.364	10:14:29.340
3 - D1	35.268	40.392	<b>37.370</b>	<b>1:53.030 (1)</b>	<b>94.55</b>		<b>10:16:22.370</b>
4 - D1	<b>35.216</b>	40.637	41.441	1:57.294	91.12	4.264	10:18:19.664
5 - D1	35.487	<b>40.163</b>	37.412	1:53.062 (2)	94.53	0.032	10:20:12.726



# GT Cup Championship

## SUNDAY QUALIFYING (GROUP 1) - SECTOR ANALYSIS



SECTOR 1 = FL to I1, SECTOR 2 = I1 to I2, SECTOR 3 = I2 to FL, DIFF = Difference To Personal Best Lap, P = Crossed Finish Line in Pit Lane, D = Time Disallowed

P12 3 GTC Topcats Racing			Lamborghini Super Trofeo				
IDEAL LAP TIME : 1:53.902		BEST LAP TIME : 1:53.907		DIFFERENCE : 0.005			
D1: Charlotte BIRCH		D2: Charlotte GILBERT					
LAP	SECTOR 1	SECTOR 2	SECTOR 3	LAP TIME	MPH	DIFF	TIME OF DAY

1 - D1	OUTLAP	42.954	40.039	2:05.292	85.30	11.385	10:12:54.663
2 - D1	36.779	40.893	38.357	1:56.029	92.11	2.122	10:14:50.692
3 - D1	36.076	40.681	37.967	1:54.724 (3)	93.16	0.817	10:16:45.416
4 - D1	36.076	40.758	<b>37.826</b>	1:54.660 (2)	93.21	0.753	10:18:40.076
<b>5 - D1</b>	<b>35.653</b>	<b>40.423</b>	37.831	<b>1:53.907 (1)</b>	<b>93.83</b>		<b>10:20:33.983</b>

P13 56 GTC FF Corse				Ferrari Challenge 488 EVO			
IDEAL LAP TIME : 1:55.300		BEST LAP TIME : 1:55.503		DIFFERENCE : 0.203			
D1: Roy MILLINGTON		D2: Benny SIMONSEN (P)					
LAP	SECTOR 1	SECTOR 2	SECTOR 3	LAP TIME	MPH	DIFF	TIME OF DAY

1 - D1	OUTLAP	<b>40.949</b>	40.218	2:01.835	87.72	6.332	10:12:36.757
<b>2 - D1</b>	<b>35.933</b>	41.152	<b>38.418</b>	<b>1:55.503 (1)</b>	<b>92.53</b>		<b>10:14:32.260</b>
3 - D1	36.079	41.056	38.675	1:55.810 (2)	92.28	0.307	10:16:28.070
4 - D1	36.092	41.507	39.255	1:56.854	91.46	1.351	10:18:24.924
5 - D1	36.549	41.081	38.970	1:56.600 (3)	91.66	1.097	10:20:21.524



## SUNDAY QUALIFYING (GROUP 1) - BEST SECTORS

Printed - 10:25 Sunday, 12 June 2022



## GT Cup Championship

### SUNDAY QUALIFYING (GROUP 1) - STATISTICS

**Competitors Started** 13  
**Planned Start** 2022-06-12 @ 10:10:00.000  
**Actual Start** 2022-06-12 @ 10:10:12.796  
**Finish Time** 2022-06-12 @ 10:20:13.550  
**Track Length** 2.9689mi.  
**Total Laps** 66  
**Total Distance Covered** 195.9481mi.

#### Session Fastest Lap History

NO	CL	NAME	LAP TIME	TIME OF DAY	LAP	VEHICLE
16	GT3	Ram Racing	1:48.923	10:14:01.271	2	Mercedes AMG GT3
16	GT3	Ram Racing	1:47.837	10:15:49.108	3	Mercedes AMG GT3

#### Flag History

TYPE	TIME OF DAY
GREEN	10:10:12.796
FINISH	10:20:13.550

#### Flag Statistics

TYPE	COUNT	TOTAL LAPS	TOTAL TIME
Green	1	6	13:54.881
Red	0	0	0.000
Safety Car	0	0	0.000
FCY	0	0	0.000



## GT Cup Championship

### SUNDAY QUALIFYING (GROUP 1) - STATISTICS

**CLASS : GTC**

**4 Starters**

#### Fastest Lap History

NO	NAME	LAP TIME	TIME OF DAY	LAP	VEHICLE
9	Topcats Racing	1:53.722	10:14:28.052	2	Lamborghini Super Trofeo
247	Racelab	1:53.394	10:14:29.342	2	Ferrari Challenge 488
247	Racelab	1:53.030	10:16:22.372	3	Ferrari Challenge 488
9	Topcats Racing	1:52.771	10:18:14.284	4	Lamborghini Super Trofeo



## GT Cup Championship

### SUNDAY QUALIFYING (GROUP 1) - STATISTICS

CLASS : GT3

8 Starters

#### Fastest Lap History

NO	NAME	LAP TIME	TIME OF DAY	LAP	VEHICLE
16	Ram Racing	1:48.923	10:14:01.271	2	Mercedes AMG GT3
16	Ram Racing	1:47.837	10:15:49.108	3	Mercedes AMG GT3



## GT Cup Championship

### SUNDAY QUALIFYING (GROUP 1) - STATISTICS

**CLASS : GTO**

1 Starters


#### Fastest Lap History

NO	NAME	LAP TIME	TIME OF DAY	LAP	VEHICLE
7	Raw Motorsport	<b>1:50.422</b>	10:14:10.943	2	Radical RXC
7	Raw Motorsport	<b>1:49.498</b>	10:16:00.441	3	Radical RXC
7	Raw Motorsport	<b>1:49.465</b>	10:17:49.905	4	Radical RXC



GT Cup Championship

RACE 11 - GRID (25 minutes)

ROW 13	25	2:27.031	80	TRENKA / LANCASTER (P)				
ROW 12	23	2:00.088	65	MISIR / SORE	24	2:00.471	64	HOFFMANN / SLOSS
ROW 11	21	1:58.900	96	CURRIE	22	1:59.473	77	HOPTON / HANKEY (P)
ROW 10	19	1:58.667	14	CARTER / BROADHURST (P)	20	1:58.677	86	CRESWICK / DYMOND (P)
ROW 9	17	1:58.293	69	WALTON / HART	18	1:58.582	26	CHOHAN / RITSON (PS)
ROW 8	15	1:57.327	17	LINDSAY / COLLINS	16	1:57.560	25	JUNDU / HATFIELD (PS)
ROW 7	13	1:55.503	56	MILLINGTON / SIMONSEN (P)	14	1:56.524	50	WALLIS / MAHER-LOUGHNAN (PS)
ROW 6	11	1:53.030	247	KHERA	12	1:53.907	3	BIRCH / GILBERT
ROW 5	9	1:51.179	44	RUSTON / WHITEHOUSE	10	1:52.771	9	LUNN / GILBERT
ROW 4	7	1:49.772	61	DHILLON / AMICI (P)	8	1:51.123	4	TILLEY / TREGURTHA (P)
ROW 3	5	1:49.079	11	PRICE / MACLEOD (P)	6	1:49.465	7	BURGESS / DIMMACK
ROW 2	3	1:48.482	67	ORANGE / O'BRIEN (P)	4	1:48.655	66	TILLBROOK / CLUTTON (P)
ROW 1	1	1:47.837	16	LOGGIE	2	1:48.352	23	CAMPBELL / WEBB (P)
Pole								
								

Snetterton 300: 2.9689 miles

These results are provisional until the conclusion of any judicial and technical matters.

Clerk Of Course : Simon Gnana-Pragasam	Stewards :	Timekeeper : Nick Palmer



## RACE 11 - CLASSIFICATION - AMENDED

NOT CLASSIFIED

NOT STARTED

## FASTEST LAP

**Car 61 disqualified from meeting - Regulations Q12.21.4 / G5.3 refer.**

\*Car 11 - 5 second penalty for exceeding track limits.

Race Distance: 14 Laps / 41.56 miles

**Weather / Track : Bright / Dry**

Snetterton 300: 2.9689 miles

**These results are provisional until the conclusion of any judicial and technical matters.**

Start: 12:42 Flag 13:08 End: 13:11

**Results can be found at [www.tsl-timing.com](http://www.tsl-timing.com)**

Printed - 18:56 Sunday, 12 June 2022



GT Cup Championship

RACE 11 - CLASSIFICATION

POS	NO	CL	PIC	TEAM / DRIVERS	CAR	LAPS	TIME	GAP	DIFF	MPH	BEST	ON
1	16	GT3	1	Ram Racing Ian LOGGIE	Mercedes AMG GT3	14	26:01.035			95.85	1:49.813	6
2	67	GT3	2	Orange Racing powered by JMH Simon ORANGE / Michael O'BRIEN (P)	Mclaren 720S GT3	14	26:11.151	10.116	10.116	95.23	1:50.362	8
3	66	GT3	3	Enduro Motorsport Morgan TILLBROOK / Marcus CLUTTON (P)	Mclaren 720S GT3	14	26:11.586	10.551	0.435	95.21	1:50.543	10
4	7	GTO	1	Raw Motorsport Steve BURGESS / Ben DIMMACK	Radical RXC	14	26:26.460	25.425	14.874	94.31	1:49.834	8
5	11 *	GT3	4	Ram Racing Mike PRICE / Callum MACLEOD (P)	Mercedes AMG GT3	14	26:30.832	29.797	4.372	94.05	1:50.489	10
6	44	GT3	5	Paddock Motorsport Steve RUSTON / John WHITEHOUSE	Mclaren 720S GT3	14	26:35.112	34.077	4.280	93.80	1:52.206	9
7	4	GT3	6	Tecserve Grahame TILLEY / Will TREGURTHA (P)	Mercedes AMG GT3	14	26:53.053	52.018	17.941	92.76	1:52.467	14
8	247	GTC	1	Racelab Lucky KHERA	Ferrari Challenge 488	14	27:01.159	1:00.124	8.106	92.30	1:53.914	11
9	23	GT3	7	Greystone GT Ian CAMPBELL / Olii WEBB (P)	Mclaren 720S GT3	14	27:01.394	1:00.359	0.235	92.28	1:50.633	12
10	9	GTC	2	Topcats Racing Jensen LUNN / Warren GILBERT	Lamborghini Super Trofeo	14	27:16.186	1:15.151	14.792	91.45	1:53.688	9
11	3	GTC	3	Topcats Racing Charlotte BIRCH / Charlotte GILBERT	Lamborghini Super Trofeo	14	27:39.804	1:38.769	23.618	90.15	1:56.747	14
12	56	GTC	4	FF Corse Roy MILLINGTON / Benny SIMONSEN (P)	Ferrari Challenge 488 EVO	14	27:50.870	1:49.835	11.066	89.55	1:56.187	13
13	69	GTH	1	Make Happen Racing Stephen WALTON / Chris HART	Mercedes AMG GT4	13	26:03.464	1 Lap	1 Lap	88.86	1:58.495	11
14	50	GTH	2	Valluga Racing James WALLIS / Sam MAHER-LOUGHNAN (PS)	Porsche Cayman 718 RS Clubsport	13	26:06.552	1 Lap	3.088	88.69	1:58.291	11
15	26	GTH	3	Paddock Motorsport Tehmur CHOHAN / Moh RITSON (PS)	Mclaren 570S GT4	13	26:08.431	1 Lap	1.879	88.58	1:59.227	2
16	14	GTH	4	Greystone GT Phillip CARTER / Michael BROADHURST (P)	Mclaren 570S GT4	13	26:11.405	1 Lap	2.974	88.42	1:58.986	11
17	77	GTH	5	Greystone GT Mark HOPTON / Euan HANKEY (P)	Mclaren 570S GT4	13	26:16.836	1 Lap	5.431	88.11	1:58.996	11
18	86	GTH	6	Caffeine Six by Parr Motorsport Timothy CRESWICK / Chris DYMOND (P)	Porsche Cayman Clubsport GT4	13	26:22.048	1 Lap	5.212	87.82	1:59.669	6
19	96	GTH	7	Make Happen Racing Jon CURRIE	Mercedes AMG GT4	13	26:35.093	1 Lap	13.045	87.10	2:00.686	8
20	65	GTH	8	Trade Centre Formula Woman Sara MISIR / Steph SORE	Mclaren 570S GT4	13	26:35.229	1 Lap	0.136	87.10	2:00.765	8
21	64	GTH	9	Trade Centre Formula Woman Erika HOFFMANN / Jodie SLOSS	Mclaren 570S GT4	13	26:46.039	1 Lap	10.810	86.51	2:00.648	8
22	80	GTH	10	Greystone GT Ron TRENKA / Jon LANCASTER (P)	Mclaren 570S GT4	13	27:28.573	1 Lap	42.534	84.28	2:04.887	5
23	61	GT3	8	Scott Sport John DHILLON / Andrea AMICI (P)	Lamborghini Huracan GT3	13	27:28.859	1 Lap	0.286	84.26	1:51.584	13

NOT CLASSIFIED

NC	25	GTH		Paddock Motorsport Kavi JUNDU / Adam HATFIELD (PS)	Mclaren 570S GT4	8	16:52.908	6 Laps	5 Laps	84.41	1:58.096	7
----	----	-----	--	---	------------------	---	-----------	--------	--------	-------	----------	---

NOT STARTED

NS	17	GTH		Orange Racing powered by JMH Russell LINDSAY / Patrick COLLINS	Mclaren 570S GT4							
----	----	-----	--	---	------------------	--	--	--	--	--	--	--

FASTEST LAP

16	GT3	Ram Racing Ian LOGGIE	Mercedes AMG GT3	6	1:49.813	97.32 mph	156.63 kph
7	GTO	Raw Motorsport Steve BURGESS / Ben DIMMACK	Radical RXC	8	1:49.834	97.31 mph	156.60 kph
9	GTC	Topcats Racing Jensen LUNN / Warren GILBERT	Lamborghini Super Trofeo	9	1:53.688	94.01 mph	151.29 kph
25	GTH	Paddock Motorsport Kavi JUNDU / Adam HATFIELD (PS)	Mclaren 570S GT4	7	1:58.096	90.50 mph	145.65 kph

\*Car 11 - 5 second penalty for exceeding track limits.

Weather / Track : Bright / Dry  
These results are provisional until the conclusion of any judicial and technical matters.

Race Distance: 14 Laps / 41.56 miles  
Snetterton 300: 2.9689 miles  
Start: 12:42 Flag 13:08 End: 13:11

Clerk Of Course : Simon Gnana-Pragasam	Stewards :	Timekeeper : Nick Palmer



# GT Cup Championship

## RACE 11 - LAP CHART

LAP 1 @ 12:43:59.446			LAP 2 @ 12:45:51.340			LAP 3 @ 12:47:42.730			LAP 4 @ 12:49:33.471			LAP 5 @ 12:51:24.039		
NO	BEHIND	LAP TIME	NO	BEHIND	LAP TIME	NO	BEHIND	LAP TIME	NO	BEHIND	LAP TIME	NO	BEHIND	LAP TIME
16		1:55.685	16		1:51.894	16		1:51.390	16		1:50.741	16		1:50.568
67	3.046	1:58.731	67	5.754	1:54.602	7	5.169	1:50.636	7	4.692	1:50.264	7	4.540	1:50.416
66	3.574	1:59.259	7	5.923	1:53.772	67	7.203	1:52.839	67	8.431	1:51.969	67	9.213	1:51.350
7	4.045	1:59.730	66	6.814	1:55.134	66	7.637	1:52.213	66	8.880	1:51.984	66	9.568	1:51.256
11	5.000	2:00.685	11	7.234	1:54.128	11	8.222	1:52.378	11	9.443	1:51.962	11	10.195	1:51.320
44	7.909	2:03.594	44	9.866	1:53.851	44	12.779	1:54.303	44	14.696	1:52.658	44	16.904	1:52.776
9	9.087	2:04.772	9	13.337	1:56.144	9	18.266	1:56.319	9	22.932	1:55.407	9	27.294	1:54.930
4	9.610	2:05.295	4	14.012	1:56.296	4	18.726	1:56.104	4	23.605	1:55.620	4	27.811	1:54.774
247	9.957	2:05.642	247	14.369	1:56.306	247	19.088	1:56.109	247	24.087	1:55.740	247	28.111	1:54.592
69	12.097	2:07.782	3	19.922	1:58.750	3	25.724	1:57.192	3	32.084	1:57.101	3	39.653	1:58.137
25	12.457	2:08.142	69	20.101	1:59.898	69	29.342	2:00.631	69	37.737	1:59.136	69	46.414	1:59.245
3	13.066	2:08.751	25	21.172	2:00.609	50	29.475	1:59.133	25	37.964	1:58.827	25	46.581	1:59.185
50	14.335	2:10.020	50	21.732	1:59.291	25	29.878	2:00.096	50	38.822	2:00.088	23	47.191	1:55.115
26	14.781	2:10.466	26	22.114	1:59.227	26	30.698	1:59.974	26	39.821	1:59.864	50	47.396	1:59.142
86	15.479	2:11.164	86	23.979	2:00.394	56	33.902	2:00.762	23	42.644	1:56.152	26	49.670	2:00.417
56	16.489	2:12.174	56	24.530	1:59.935	86	35.183	2:02.594	56	43.223	2:00.062	56	51.686	1:59.031
14	17.589	2:13.274	14	25.719	2:00.024	14	35.505	2:01.176	86	44.938	2:00.496	86	54.140	1:59.770
77	17.889	2:13.574	77	26.301	2:00.306	77	36.224	2:01.313	14	45.382	2:00.618	14	54.584	1:59.770
96	18.914	2:14.599	96	29.471	2:02.451	23	37.233	1:54.789	77	45.797	2:00.314	77	55.100	1:59.871
65	19.277	2:14.962	65	29.917	2:02.534	96	40.505	2:02.424	96	51.581	2:01.817	96	1:02.672	2:01.659
64	23.444	2:19.129	23	33.834	1:55.018	65	40.967	2:02.440	65	51.928	2:01.702	65	1:03.018	2:01.658
80	23.881	2:19.566	64	37.396	2:05.846	64	48.865	2:02.859	64	1:00.660	2:02.536	61	1 Lap	1:52.349
23	30.710	2:26.395	80	38.996	2:07.009	80	53.104	2:05.498	61	1 Lap	1:52.601	64	1:12.364	2:02.272
			61	1 Lap	4:40.441 P	61	1 Lap	1:59.273	80	1:08.716	2:06.353	80	1:23.035	2:04.887



# GT Cup Championship

## RACE 11 - LAP CHART

LAP 6 @ 12:53:13.852			LAP 7 @ 12:55:03.737			LAP 8 @ 12:56:55.164			LAP 9 @ 12:58:45.405			LAP 10 @ 13:00:36.142		
NO	BEHIND	LAP TIME	NO	BEHIND	LAP TIME	NO	BEHIND	LAP TIME	NO	BEHIND	LAP TIME	NO	BEHIND	LAP TIME
16		1:49.813	16		1:49.885	16		1:51.427	16		1:50.241	16		1:50.737
7	4.565	1:49.838	7	5.004	1:50.324	80	1 Lap	2:05.535	7	4.044	1:50.874	7	4.268	1:50.961
67	10.109	1:50.709	67	12.197	1:51.973	7	3.411	1:49.834	25	1 Lap	2:47.541 P	64	1 Lap	2:02.663
66	10.772	1:51.017	66	12.642	1:51.755	67	11.132	1:50.362	67	12.350	1:51.459	67	12.367	1:50.754
11	12.143	1:51.761	11	13.434	1:51.176	66	11.842	1:50.627	66	12.944	1:51.343	66	12.750	1:50.543
44	20.541	1:53.450	44	23.208	1:52.552	11	12.702	1:50.695	11	13.599	1:51.138	11	13.351	1:50.489
9	31.745	1:54.264	9	36.207	1:54.347	44	24.040	1:52.259	80	1 Lap	2:05.915	44	28.806	1:53.538
4	32.369	1:54.371	4	36.968	1:54.484	9	39.733	1:54.953	44	26.005	1:52.206	80	1 Lap	2:05.834
247	33.001	1:54.703	247	37.475	1:54.359	4	40.106	1:54.565	9	43.180	1:53.688	9	46.214	1:53.771
3	46.696	1:56.856	3	54.187	1:57.376	247	40.273	1:54.225	4	43.768	1:53.903	4	46.714	1:53.683
23	53.518	1:56.140	23	55.052	1:51.419	23	55.172	1:51.547	247	44.395	1:54.363	247	47.637	1:53.979
69	56.727	2:00.126	69	1:05.359	1:58.517	3	1:00.548	1:57.788	23	1:02.698	1:57.767	23	1:02.740	1:50.779
25	57.180	2:00.412	25	1:05.391	1:58.096	69	1:14.151	2:00.219	3	1:08.605	1:58.298	3	1:16.070	1:58.202
50	57.804	2:00.221	50	1:06.249	1:58.330	56	1:14.656	1:58.554	56	1:23.922	1:59.507	61	1 Lap	1:53.600
26	59.091	1:59.234	56	1:07.529	1:58.040	50	1:15.710	2:00.888	61	1 Lap	1:55.528	56	1:32.282	1:59.097
56	59.374	1:57.501	26	1:09.534	2:00.328	26	1:17.437	1:59.330	69	1:25.247	2:01.337	69	1:33.805	1:59.295
14	1:03.955	1:59.184	14	1:14.537	2:00.467	61	1 Lap	1:54.140	50	1:25.663	2:00.194	50	1:34.192	1:59.266
86	1:03.996	1:59.669	77	1:16.043	2:01.338	14	1:22.252	1:59.142	26	1:27.751	2:00.555	26	1:36.761	1:59.747
77	1:04.590	1:59.303	61	1 Lap	1:54.799	77	1:24.752	2:00.136	14	1:31.105	1:59.094	14	1:39.531	1:59.163
61	1 Lap	1:57.310	86	1:17.176	2:03.065	86	1:25.795	2:00.046	77	1:33.725	1:59.214	77	1:42.351	1:59.363
96	1:14.652	2:01.793	96	1:26.152	2:01.385	96	1:35.411	2:00.686	86	1:35.759	2:00.205	86	1:44.913	1:59.891
65	1:14.866	2:01.661	65	1:26.340	2:01.359	65	1:35.678	2:00.765	96	1:46.121	2:00.951			
64	1:23.638	2:01.087	64	1:34.782	2:01.029	64	1:44.003	2:00.648	65	1:46.320	2:00.883			
80	1:38.741	2:05.519												



# GT Cup Championship

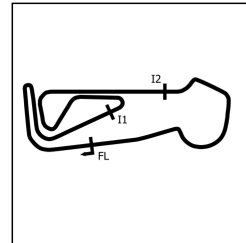
## RACE 11 - LAP CHART

LAP 11 @ 13:02:28.405			LAP 12 @ 13:04:19.750			LAP 13 @ 13:06:11.683			LAP 14 @ 13:08:04.796		
NO	BEHIND	LAP TIME	NO	BEHIND	LAP TIME	NO	BEHIND	LAP TIME	NO	BEHIND	LAP TIME
16		1:52.263	16		1:51.345	16		1:51.933	16		1:53.113
7	4.423	1:52.418	86	1 Lap	2:01.650	26	1 Lap	1:59.877	69	1 Lap	1:59.358
96	1 Lap	2:02.603	7	3.650	1:50.572	14	1 Lap	1:58.995	50	1 Lap	2:02.252
65	1 Lap	2:02.935	67	11.496	1:51.886	7	2.675	1:50.958	26	1 Lap	2:00.090
67	10.955	1:50.851	66	11.925	1:51.764	77	1 Lap	2:00.794	67	10.116	1:52.308
66	11.506	1:51.019	11	13.483	1:51.786	67	10.921	1:51.358	14	1 Lap	2:01.512
11	13.042	1:51.954	96	1 Lap	2:01.526	66	12.126	1:52.134	66	10.551	1:51.538
64	1 Lap	2:02.761	65	1 Lap	2:01.283	86	1 Lap	2:02.302	77	1 Lap	2:02.314
44	30.428	1:53.885	64	1 Lap	2:01.297	11	24.788	2:03.238	86	1 Lap	2:00.802
80	1 Lap	2:05.135	44	31.803	1:52.720	96	1 Lap	2:01.220	11	24.797	1:53.122
9	48.467	1:54.516	9	51.152	1:54.030	65	1 Lap	2:01.480	7	25.425	2:15.863
4	48.976	1:54.525	4	51.644	1:54.013	44	33.480	1:53.610	96	1 Lap	2:01.979
247	49.288	1:53.914	247	52.471	1:54.528	64	1 Lap	2:02.596	44	34.077	1:53.710
23	1:02.128	1:51.651	23	1:01.416	1:50.633	4	52.664	1:52.953	65	1 Lap	2:01.567
3	1:22.614	1:58.807	80	1 Lap	2:07.030	247	56.236	1:55.698	64	1 Lap	2:01.316
61	1 Lap	1:51.904	61	1 Lap	1:53.069	23	1:01.114	1:51.631	4	52.018	1:52.467
56	1:36.924	1:56.905	3	1:29.593	1:58.324	9	1:11.978	2:12.759	247	1:00.124	1:57.001
69	1:40.037	1:58.495	56	1:41.918	1:56.339	80	1 Lap	2:05.338	23	1:00.359	1:52.358
50	1:40.220	1:58.291	69	1:48.117	1:59.425	61	1 Lap	1:52.261	9	1:15.151	1:56.286
26	1:43.820	1:59.322	50	1:48.311	1:59.436	3	1:35.135	1:57.475	80	1 Lap	2:04.954
14	1:46.254	1:58.986				56	1:46.172	1:56.187	61	1 Lap	1:51.584
77	1:49.084	1:58.996							3	1:38.769	1:56.747
									56	1:49.835	1:56.776



# GT Cup Championship

## RACE 11 - SECTOR ANALYSIS



SECTOR 1 = FL to I1, SECTOR 2 = I1 to I2, SECTOR 3 = I2 to FL, DIFF = Difference To Personal Best Lap, P = Crossed Finish Line in Pit Lane, D = Time Disallowed

P1 16 GT3 Ram Racing			Mercedes AMG GT3				
IDEAL LAP TIME : 1:49.544		BEST LAP TIME : 1:49.813		DIFFERENCE : 0.269			
D1: Ian LOGGIE							
LAP	SECTOR 1	SECTOR 2	SECTOR 3	LAP TIME	MPH	DIFF	TIME OF DAY
1 - D1		39.757	36.745	1:55.685	92.38	5.872	12:43:59.446
2 - D1	34.865	39.831	37.198	1:51.894	95.51	2.081	12:45:51.340
3 - D1	34.821	39.716	36.853	1:51.390	95.95	1.577	12:47:42.730
4 - D1	34.411	39.504	36.826	1:50.741	96.51	0.928	12:49:33.471
5 - D1	34.735	39.283	36.550	1:50.568	96.66	0.755	12:51:24.039
6 - D1	34.193	39.045	36.575	1:49.813 (1)	97.32		12:53:13.852
7 - D1	34.373	39.073	36.439	1:49.885 (2)	97.26	0.072	12:55:03.737
8 - D1	34.386	39.106	37.935	1:51.427	95.92	1.614	12:56:55.164
9 - D1	34.565	39.334	36.342	1:50.241 (3)	96.95	0.428	12:58:45.405
10 - D1	34.157	39.726	36.854	1:50.737	96.51	0.924	13:00:36.142
11 - D1	34.400	41.345	36.518	1:52.263	95.20	2.450	13:02:28.405
12 - D1	34.391	39.194	37.760	1:51.345	95.99	1.532	13:04:19.750
13 - D1	34.678	39.399	37.856	1:51.933	95.48	2.120	13:06:11.683
14 - D1	35.166	40.194	37.753	1:53.113	94.49	3.300	13:08:04.796

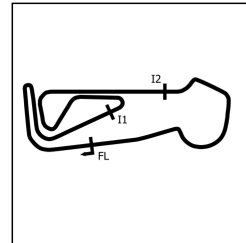
P2 67 GT3 Orange Racing powered by JMH			Mclaren 720S GT3				
IDEAL LAP TIME : 1:50.034		BEST LAP TIME : 1:50.362		DIFFERENCE : 0.328			
D1: Simon ORANGE		D2: Michael O'BRIEN (P)					
LAP	SECTOR 1	SECTOR 2	SECTOR 3	LAP TIME	MPH	DIFF	TIME OF DAY
1 - D1		40.543	37.704	1:58.731	90.01	8.369	12:44:02.492
2 - D1	36.252	40.780	37.570	1:54.602	93.26	4.240	12:45:57.094
3 - D1	35.609	40.104	37.126	1:52.839	94.71	2.477	12:47:49.933
4 - D1	35.347	39.926	36.696	1:51.969	95.45	1.607	12:49:41.902
5 - D1	34.529	39.757	37.064	1:51.350	95.98	0.988	12:51:33.252
6 - D1	34.675	39.616	36.418	1:50.709 (2)	96.54	0.347	12:53:23.961
7 - D1	34.580	40.545	36.848	1:51.973	95.45	1.611	12:55:15.934
8 - D1	34.307	39.445	36.610	1:50.362 (1)	96.84		12:57:06.296
9 - D1	34.425	40.328	36.706	1:51.459	95.89	1.097	12:58:57.755
10 - D1	34.262	39.670	36.822	1:50.754 (3)	96.50	0.392	13:00:48.509
11 - D1	34.171	39.896	36.784	1:50.851	96.41	0.489	13:02:39.360
12 - D1	35.010	39.966	36.910	1:51.886	95.52	1.524	13:04:31.246
13 - D1	34.191	39.536	37.631	1:51.358	95.97	0.996	13:06:22.604
14 - D1	34.460	40.271	37.577	1:52.308	95.16	1.946	13:08:14.912

P3 66 GT3 Enduro Motorsport			Mclaren 720S GT3				
IDEAL LAP TIME : 1:49.978		BEST LAP TIME : 1:50.543		DIFFERENCE : 0.565			
D1: Morgan TILLBROOK		D2: Marcus CLUTTON (P)					
LAP	SECTOR 1	SECTOR 2	SECTOR 3	LAP TIME	MPH	DIFF	TIME OF DAY
1 - D2		41.526	37.052	1:59.259	89.62	8.716	12:44:03.020
2 - D2	36.091	40.914	38.129	1:55.134	92.83	4.591	12:45:58.154
3 - D2	34.786	40.243	37.184	1:52.213	95.24	1.670	12:47:50.367
4 - D2	35.138	40.130	36.716	1:51.984	95.44	1.441	12:49:42.351
5 - D2	34.547	39.697	37.012	1:51.256	96.06	0.713	12:51:33.607
6 - D2	34.711	39.685	36.621	1:51.017 (3)	96.27	0.474	12:53:24.624
7 - D2	34.379	40.583	36.793	1:51.755	95.63	1.212	12:55:16.379
8 - D2	34.516	39.265	36.846	1:50.627 (2)	96.61	0.084	12:57:07.006
9 - D2	34.242	40.082	37.019	1:51.343	95.99	0.800	12:58:58.349
10 - D2	34.092	39.596	36.855	1:50.543 (1)	96.68		13:00:48.892
11 - D2	34.324	39.538	37.157	1:51.019	96.27	0.476	13:02:39.911
12 - D2	34.918	39.685	37.161	1:51.764	95.63	1.221	13:04:31.675
13 - D2	34.376	39.454	38.304	1:52.134	95.31	1.591	13:06:23.809
14 - D2	34.496	39.717	37.325	1:51.538	95.82	0.995	13:08:15.347



# GT Cup Championship

## RACE 11 - SECTOR ANALYSIS



SECTOR 1 = FL to I1, SECTOR 2 = I1 to I2, SECTOR 3 = I2 to FL, DIFF = Difference To Personal Best Lap, P = Crossed Finish Line in Pit Lane, D = Time Disallowed

P4 7 GTO Raw Motorsport				Radical RXC			
IDEAL LAP TIME : 1:49.673		BEST LAP TIME : 1:49.834		DIFFERENCE : 0.161			
D1: Steve BURGESS		D2: Ben DIMMACK					
LAP	SECTOR 1	SECTOR 2	SECTOR 3	LAP TIME	MPH	DIFF	TIME OF DAY
1 - D1		41.375	37.272	1:59.730	89.26	9.896	12:44:03.491
2 - D1	35.763	40.744	37.265	1:53.772	93.94	3.938	12:45:57.263
3 - D1	34.351	39.459	36.826	1:50.636	96.60	0.802	12:47:47.899
4 - D1	34.231	39.094	36.939	1:50.264 (3)	96.93	0.430	12:49:38.163
5 - D1	34.239	39.401	36.776	1:50.416	96.79	0.582	12:51:28.579
6 - D1	<b>34.017</b>	<b>39.033</b>	36.788	1:49.838 (2)	97.30	0.004	12:53:18.417
7 - D1	34.411	39.221	36.692	1:50.324	96.87	0.490	12:55:08.741
<b>8 - D1</b>	34.134	39.068	36.632	<b>1:49.834 (1)</b>	<b>97.31</b>		<b>12:56:58.575</b>
9 - D1	34.808	39.443	<b>36.623</b>	1:50.874	96.39	1.040	12:58:49.449
10 - D1	34.156	39.733	37.072	1:50.961	96.32	1.127	13:00:40.410
11 - D1	34.275	39.846	38.297	1:52.418	95.07	2.584	13:02:32.828
12 - D1	34.316	39.386	36.870	1:50.572	96.66	0.738	13:04:23.400
13 - D1	34.414	39.749	36.795	1:50.958	96.32	1.124	13:06:14.358
14 - D1	35.071	39.715	1:01.077	2:15.863	78.66	26.029	13:08:30.221

P5 11 GT3 Ram Racing				Mercedes AMG GT3			
IDEAL LAP TIME : 1:50.095		BEST LAP TIME : 1:50.489		DIFFERENCE : 0.394			
D1: Mike PRICE		D2: Callum MACLEOD (P)					
LAP	SECTOR 1	SECTOR 2	SECTOR 3	LAP TIME	MPH	DIFF	TIME OF DAY
1 - D1		41.169	37.818	2:00.685	88.56	10.196	12:44:04.446
2 - D1	35.334	40.957	37.837	1:54.128	93.64	3.639	12:45:58.574
3 - D1	34.906	40.159	37.313	1:52.378	95.10	1.889	12:47:50.952
4 - D1	35.008	40.034	36.920	1:51.962	95.46	1.473	12:49:42.914
5 - D1	34.463	39.562	37.295	1:51.320	96.01	0.831	12:51:34.234
6 - D1	34.476	39.733	37.552	1:51.761	95.63	1.272	12:53:25.995
7 - D1	34.493	39.576	37.107	1:51.176	96.13	0.687	12:55:17.171
8 - D1	34.186	<b>39.172</b>	37.337	1:50.695 (2)	96.55	0.206	12:57:07.866
9 - D1	34.535	39.640	36.963	1:51.138 (3)	96.16	0.649	12:58:59.004
<b>10 - D1</b>	34.359	39.306	<b>36.824</b>	<b>1:50.489 (1)</b>	<b>96.73</b>		<b>13:00:49.493</b>
11 - D1	34.570	39.655	37.729	1:51.954	95.46	1.465	13:02:41.447
12 - D1	34.402	39.496	37.888	1:51.786	95.61	1.297	13:04:33.233
13 - D1	<b>34.099</b>	39.635	49.504	2:03.238	86.72	12.749	13:06:36.471
14 - D1	35.126	39.927	38.069	1:53.122	94.48	2.633	13:08:29.593

P6 44 GT3 Paddock Motorsport				Mclaren 720S GT3			
IDEAL LAP TIME : 1:51.828		BEST LAP TIME : 1:52.206		DIFFERENCE : 0.378			
D1: Steve RUSTON		D2: John WHITEHOUSE					
LAP	SECTOR 1	SECTOR 2	SECTOR 3	LAP TIME	MPH	DIFF	TIME OF DAY
1 - D1		42.136	38.542	2:03.594	86.47	11.388	12:44:07.355
2 - D1	35.585	40.756	37.510	1:53.851	93.87	1.645	12:46:01.206
3 - D1	35.883	40.439	37.981	1:54.303	93.50	2.097	12:47:55.509
4 - D1	35.467	<b>39.781</b>	37.410	1:52.658	94.87	0.452	12:49:48.167
5 - D1	35.253	39.963	37.560	1:52.776	94.77	0.570	12:51:40.943
6 - D1	35.318	40.609	37.523	1:53.450	94.20	1.244	12:53:34.393
7 - D1	35.459	39.893	<b>37.200</b>	1:52.552 (3)	94.96	0.346	12:55:26.945
8 - D1	<b>34.847</b>	39.894	37.518	1:52.259 (2)	95.20	0.053	12:57:19.204
<b>9 - D1</b>	34.916	39.843	37.447	<b>1:52.206 (1)</b>	<b>95.25</b>		<b>12:59:11.410</b>
10 - D1	35.201	40.784	37.553	1:53.538	94.13	1.332	13:01:04.948
11 - D1	35.402	40.690	37.793	1:53.885	93.84	1.679	13:02:58.833
12 - D1	35.174	39.983	37.563	1:52.720	94.81	0.514	13:04:51.553
13 - D1	35.129	40.097	38.384	1:53.610	94.07	1.404	13:06:45.163
14 - D1	34.968	40.376	38.366	1:53.710	93.99	1.504	13:08:38.873



# GT Cup Championship

## RACE 11 - SECTOR ANALYSIS



SECTOR 1 = FL to I1, SECTOR 2 = I1 to I2, SECTOR 3 = I2 to FL, DIFF = Difference To Personal Best Lap, P = Crossed Finish Line in Pit Lane, D = Time Disallowed

P7 4 GT3 Tecserve				Mercedes AMG GT3			
IDEAL LAP TIME : 1:52.345		BEST LAP TIME : 1:52.467		DIFFERENCE : 0.122			
D1: Grahame TILLEY		D2: Will TREGURTHA (P)					
LAP	SECTOR 1	SECTOR 2	SECTOR 3	LAP TIME	MPH	DIFF	TIME OF DAY
1 - D1		42.537	39.511	2:05.295	85.30	12.828	12:44:09.056
2 - D1	36.260	41.882	38.154	1:56.296	91.90	3.829	12:46:05.352
3 - D1	35.950	41.786	38.368	1:56.104	92.05	3.637	12:48:01.456
4 - D1	36.024	41.904	37.692	1:55.620	92.44	3.153	12:49:57.076
5 - D1	35.512	41.193	38.069	1:54.774	93.12	2.307	12:51:51.850
6 - D1	35.734	41.141	37.496	1:54.371	93.45	1.904	12:53:46.221
7 - D1	35.768	41.054	37.662	1:54.484	93.35	2.017	12:55:40.705
8 - D1	35.269	41.145	38.151	1:54.565	93.29	2.098	12:57:35.270
9 - D1	35.511	40.723	37.669	1:53.903	93.83	1.436	12:59:29.173
10 - D1	35.354	40.859	37.470	1:53.683 (3)	94.01	1.216	13:01:22.856
11 - D1	35.407	41.163	37.955	1:54.525	93.32	2.058	13:03:17.381
12 - D1	35.775	40.907	<b>37.331</b>	1:54.013	93.74	1.546	13:05:11.394
13 - D1	35.159	40.273	37.521	1:52.953 (2)	94.62	0.486	13:07:04.347
<b>14 - D1</b>	<b>34.874</b>	<b>40.140</b>	37.453	<b>1:52.467 (1)</b>	<b>95.03</b>		<b>13:08:56.814</b>

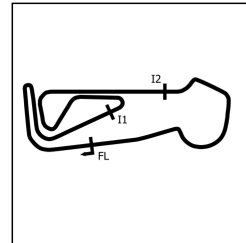
P8 247 GTC Racelab				Ferrari Challenge 488			
IDEAL LAP TIME : 1:53.360		BEST LAP TIME : 1:53.914		DIFFERENCE : 0.554			
D1: Lucky KHERA							
LAP	SECTOR 1	SECTOR 2	SECTOR 3	LAP TIME	MPH	DIFF	TIME OF DAY
1 - D1		42.088	39.499	2:05.642	85.06	11.728	12:44:09.403
2 - D1	36.286	41.673	38.347	1:56.306	91.89	2.392	12:46:05.709
3 - D1	36.120	41.608	38.381	1:56.109	92.05	2.195	12:48:01.818
4 - D1	35.890	41.800	38.050	1:55.740	92.34	1.826	12:49:57.558
5 - D1	35.569	40.913	38.110	1:54.592	93.27	0.678	12:51:52.150
6 - D1	35.911	40.916	37.876	1:54.703	93.18	0.789	12:53:46.853
7 - D1	35.575	41.164	37.620	1:54.359	93.46	0.445	12:55:41.212
8 - D1	35.376	40.807	38.042	1:54.225 (3)	93.57	0.311	12:57:35.437
9 - D1	35.970	40.621	37.772	1:54.363	93.45	0.449	12:59:29.800
10 - D1	35.618	<b>40.583</b>	37.778	1:53.979 (2)	93.77	0.065	13:01:23.779
<b>11 - D1</b>	35.432	40.817	37.665	<b>1:53.914 (1)</b>	<b>93.82</b>		<b>13:03:17.693</b>
12 - D1	36.307	40.764	<b>37.457</b>	1:54.528	93.32	0.614	13:05:12.221
13 - D1	<b>35.320</b>	41.277	39.101	1:55.698	92.37	1.784	13:07:07.919
14 - D1	36.141	41.535	39.325	1:57.001	91.35	3.087	13:09:04.920

P9 23 GT3 Greystone GT				McLaren 720S GT3			
IDEAL LAP TIME : 1:50.374		BEST LAP TIME : 1:50.633		DIFFERENCE : 0.259			
D1: Ian CAMPBELL		D2: Olli WEBB (P)					
LAP	SECTOR 1	SECTOR 2	SECTOR 3	LAP TIME	MPH	DIFF	TIME OF DAY
1 - D1		41.570	1:04.460	2:26.395	73.00	35.762	12:44:30.156
2 - D1	35.906	40.638	38.474	1:55.018	92.92	4.385	12:46:25.174
3 - D1	35.608	41.849	37.332	1:54.789	93.11	4.156	12:48:19.963
4 - D1	36.356	41.755	38.041	1:56.152	92.01	5.519	12:50:16.115
5 - D1	35.089	41.844	38.182	1:55.115	92.84	4.482	12:52:11.230
6 - D1	36.970	41.636	37.534	1:56.140	92.02	5.507	12:54:07.370
7 - D1	34.620	39.954	36.845	1:51.419 (3)	95.92	0.786	12:55:58.789
8 - D1	35.170	39.559	36.818	1:51.547	95.81	0.914	12:57:50.336
9 - D1	34.540	45.540	37.687	1:57.767	90.75	7.134	12:59:48.103
10 - D1	34.647	39.468	<b>36.664</b>	1:50.779 (2)	96.48	0.146	13:01:38.882
11 - D1	34.574	39.972	37.105	1:51.651	95.72	1.018	13:03:30.533
<b>12 - D1</b>	34.382	<b>39.402</b>	36.849	<b>1:50.633 (1)</b>	<b>96.60</b>		<b>13:05:21.166</b>
13 - D1	34.740	39.707	37.184	1:51.631	95.74	0.998	13:07:12.797
14 - D1	<b>34.308</b>	39.655	38.395	1:52.358	95.12	1.725	13:09:05.155



# GT Cup Championship

## RACE 11 - SECTOR ANALYSIS



SECTOR 1 = FL to I1, SECTOR 2 = I1 to I2, SECTOR 3 = I2 to FL, DIFF = Difference To Personal Best Lap, P = Crossed Finish Line in Pit Lane, D = Time Disallowed

P10 9 GTC Topcats Racing			Lamborghini Super Trofeo				
IDEAL LAP TIME : 1:53.616			BEST LAP TIME : 1:53.688		DIFFERENCE : 0.072		
D1: Jensen LUNN			D2: Warren GILBERT				
LAP	SECTOR 1	SECTOR 2	SECTOR 3	LAP TIME	MPH	DIFF	TIME OF DAY
1 - D1		42.304	38.914	2:04.772	85.66	11.084	12:44:08.533
2 - D1	36.507	41.644	37.993	1:56.144	92.02	2.456	12:46:04.677
3 - D1	36.387	41.625	38.307	1:56.319	91.88	2.631	12:48:00.996
4 - D1	36.293	41.417	37.697	1:55.407	92.61	1.719	12:49:56.403
5 - D1	35.907	40.892	38.131	1:54.930	92.99	1.242	12:51:51.333
6 - D1	35.855	40.777	37.632	1:54.264	93.53	0.576	12:53:45.597
7 - D1	35.858	40.916	37.573	1:54.347	93.47	0.659	12:55:39.944
8 - D1	35.724	40.782	38.447	1:54.953	92.97	1.265	12:57:34.897
9 - D1	35.553	40.538	37.597	1:53.688 (1)	94.01		12:59:28.585
10 - D1	35.505	40.636	37.630	1:53.771 (2)	93.94	0.083	13:01:22.356
11 - D1	35.508	41.078	37.930	1:54.516	93.33	0.828	13:03:16.872
12 - D1	35.710	40.697	37.623	1:54.030 (3)	93.73	0.342	13:05:10.902
13 - D1	36.166	41.452	55.141	2:12.759	80.50	19.071	13:07:23.661
14 - D1	36.563	41.095	38.628	1:56.286	91.91	2.598	13:09:19.947

P11 3 GTC Topcats Racing			Lamborghini Super Trofeo				
IDEAL LAP TIME : 1:56.671			BEST LAP TIME : 1:56.747		DIFFERENCE : 0.076		
D1: Charlotte BIRCH			D2: Charlotte GILBERT				
LAP	SECTOR 1	SECTOR 2	SECTOR 3	LAP TIME	MPH	DIFF	TIME OF DAY
1 - D1		42.866	39.645	2:08.751	83.01	12.004	12:44:12.512
2 - D1	36.965	42.360	39.425	1:58.750	90.00	2.003	12:46:11.262
3 - D1	37.101	41.112	38.979	1:57.192	91.20	0.445	12:48:08.454
4 - D1	36.760	41.325	39.016	1:57.101 (3)	91.27	0.354	12:50:05.555
5 - D1	37.176	41.833	39.128	1:58.137	90.47	1.390	12:52:03.692
6 - D1	36.709	41.130	39.017	1:56.856 (2)	91.46	0.109	12:54:00.548
7 - D1	36.941	41.332	39.103	1:57.376	91.05	0.629	12:55:57.924
8 - D1	37.137	41.357	39.294	1:57.788	90.73	1.041	12:57:55.712
9 - D1	37.034	41.969	39.295	1:58.298	90.34	1.551	12:59:54.010
10 - D1	37.209	41.503	39.490	1:58.202	90.42	1.455	13:01:52.212
11 - D1	37.182	42.188	39.437	1:58.807	89.96	2.060	13:03:51.019
12 - D1	37.220	41.597	39.507	1:58.324	90.32	1.577	13:05:49.343
13 - D1	36.953	41.501	39.021	1:57.475	90.98	0.728	13:07:46.818
14 - D1	36.674	41.018	39.055	1:56.747 (1)	91.54		13:09:43.565

P12 56 GTC FF Corse			Ferrari Challenge 488 EVO				
IDEAL LAP TIME : 1:55.452			BEST LAP TIME : 1:56.187		DIFFERENCE : 0.735		
D1: Roy MILLINGTON			D2: Benny SIMONSEN (P)				
LAP	SECTOR 1	SECTOR 2	SECTOR 3	LAP TIME	MPH	DIFF	TIME OF DAY
1 - D1		43.362	40.869	2:12.174	80.86	15.987	12:44:15.935
2 - D1	37.317	42.216	40.402	1:59.935	89.11	3.748	12:46:15.870
3 - D1	37.849	42.333	40.580	2:00.762	88.50	4.575	12:48:16.632
4 - D1	37.255	42.288	40.519	2:00.062	89.02	3.875	12:50:16.694
5 - D1	37.123	42.048	39.860	1:59.031	89.79	2.844	12:52:15.725
6 - D1	36.703	41.537	39.261	1:57.501	90.96	1.314	12:54:13.226
7 - D1	37.369	41.301	39.370	1:58.040	90.54	1.853	12:56:11.266
8 - D1	36.703	41.811	40.040	1:58.554	90.15	2.367	12:58:09.820
9 - D1	37.524	41.875	40.108	1:59.507	89.43	3.320	13:00:09.327
10 - D1	38.217	41.522	39.358	1:59.097	89.74	2.910	13:02:08.424
11 - D1	36.618	41.009	39.278	1:56.905	91.42	0.718	13:04:05.329
12 - D1	36.551	40.804	38.984	1:56.339 (2)	91.87	0.152	13:06:01.668
13 - D1	36.564	41.139	38.484	1:56.187 (1)	91.99		13:07:57.855
14 - D1	36.164	41.438	39.174	1:56.776 (3)	91.52	0.589	13:09:54.631



# GT Cup Championship

## RACE 11 - SECTOR ANALYSIS



SECTOR 1 = FL to I1, SECTOR 2 = I1 to I2, SECTOR 3 = I2 to FL, DIFF = Difference To Personal Best Lap, P = Crossed Finish Line in Pit Lane, D = Time Disallowed

P13 69 GTH Make Happen Racing				Mercedes AMG GT4			
IDEAL LAP TIME : 1:58.169		BEST LAP TIME : 1:58.495		DIFFERENCE : 0.326			
D1: Stephen WALTON		D2: Chris HART					
LAP	SECTOR 1	SECTOR 2	SECTOR 3	LAP TIME	MPH	DIFF	TIME OF DAY
1 - D1		42.703	39.745	2:07.782	83.64	9.287	12:44:11.543
2 - D1	37.637	42.530	39.731	1:59.898	89.14	1.403	12:46:11.441
3 - D1	37.916	43.348	39.367	2:00.631	88.60	2.136	12:48:12.072
4 - D1	37.597	42.043	39.496	1:59.136 (3)	89.71	0.641	12:50:11.208
5 - D1	37.390	42.647	39.208	1:59.245	89.63	0.750	12:52:10.453
6 - D1	37.451	43.433	39.242	2:00.126	88.97	1.631	12:54:10.579
7 - D1	36.918	42.186	39.413	1:58.517 (2)	90.18	0.022	12:56:09.096
8 - D1	38.431	42.086	39.702	2:00.219	88.90	1.724	12:58:09.315
9 - D1	37.882	42.284	41.171	2:01.337	88.08	2.842	13:00:10.652
10 - D1	37.702	42.232	39.361	1:59.295	89.59	0.800	13:02:09.947
11 - D1	37.005	42.066	39.424	1:58.495 (1)	90.19		13:04:08.442
12 - D1	37.565	42.463	39.397	1:59.425	89.49	0.930	13:06:07.867
13 - D1	37.418	42.220	39.720	1:59.358	89.54	0.863	13:08:07.225

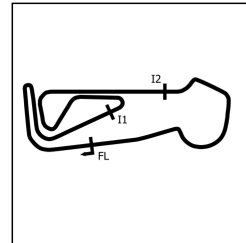
P14 50 GTH Valluga Racing			Porsche Cayman 718 RS Clubsport				
IDEAL LAP TIME : 1:58.133		BEST LAP TIME : 1:58.291		DIFFERENCE : 0.158			
D1: James WALLIS		D2: Sam MAHER-LOUGHNAN (					
LAP	SECTOR 1	SECTOR 2	SECTOR 3	LAP TIME	MPH	DIFF	TIME OF DAY
1 - D1		43.391	39.893	2:10.020	82.20	11.729	12:44:13.781
2 - D1	37.042	42.524	39.725	1:59.291	89.59	1.000	12:46:13.072
3 - D1	37.090	42.902	39.141	1:59.133 (3)	89.71	0.842	12:48:12.205
4 - D1	38.351	42.271	39.466	2:00.088	89.00	1.797	12:50:12.293
5 - D1	37.061	42.785	39.296	1:59.142	89.70	0.851	12:52:11.435
6 - D1	37.611	42.856	39.754	2:00.221	88.90	1.930	12:54:11.656
7 - D1	36.959	42.095	39.276	1:58.330 (2)	90.32	0.039	12:56:09.986
8 - D1	37.713	42.336	40.839	2:00.888	88.41	2.597	12:58:10.874
9 - D1	37.433	42.323	40.438	2:00.194	88.92	1.903	13:00:11.068
10 - D1	37.478	42.509	39.279	1:59.266	89.61	0.975	13:02:10.334
11 - D1	37.053	42.033	39.205	1:58.291 (1)	90.35		13:04:08.625
12 - D1	37.517	42.630	39.289	1:59.436	89.48	1.145	13:06:08.061
13 - D1	37.944	42.907	41.401	2:02.252	87.42	3.961	13:08:10.313

P15 26 GTH Paddock Motorsport			Mclaren 570S GT4				
IDEAL LAP TIME : 1:58.774		BEST LAP TIME : 1:59.227		DIFFERENCE : 0.453			
D1: Tehmur CHOCHAN		D2: Moh RITSON (PS)					
LAP	SECTOR 1	SECTOR 2	SECTOR 3	LAP TIME	MPH	DIFF	TIME OF DAY
1 - D2		43.506	39.930	2:10.466	81.92	11.239	12:44:14.227
2 - D2	37.287	42.585	39.355	1:59.227 (1)	89.64		12:46:13.454
3 - D2	37.353	43.296	39.325	1:59.974	89.08	0.747	12:48:13.428
4 - D2	37.355	43.012	39.497	1:59.864	89.16	0.637	12:50:13.292
5 - D2	37.140	43.946	39.331	2:00.417	88.75	1.190	12:52:13.709
6 - D2	37.295	42.448	39.491	1:59.234 (2)	89.63	0.007	12:54:12.943
7 - D2	37.461	43.247	39.620	2:00.328	88.82	1.101	12:56:13.271
8 - D2	37.556	42.331	39.443	1:59.330	89.56	0.103	12:58:12.601
9 - D2	37.260	43.418	39.877	2:00.555	88.65	1.328	13:00:13.156
10 - D2	37.453	42.687	39.607	1:59.747	89.25	0.520	13:02:12.903
11 - D2	37.579	42.440	39.303	1:59.322 (3)	89.57	0.095	13:04:12.225
12 - D2	37.505	42.701	39.671	1:59.877	89.15	0.650	13:06:12.102
13 - D2	37.467	42.848	39.775	2:00.090	89.00	0.863	13:08:12.192



# GT Cup Championship

## RACE 11 - SECTOR ANALYSIS



SECTOR 1 = FL to I1, SECTOR 2 = I1 to I2, SECTOR 3 = I2 to FL, DIFF = Difference To Personal Best Lap, P = Crossed Finish Line in Pit Lane, D = Time Disallowed

P16 14 GTH Greystone GT				McLaren 570S GT4			
IDEAL LAP TIME : 1:58.471		BEST LAP TIME : 1:58.986		DIFFERENCE : 0.515			
D1: Phillip CARTER		D2: Michael BROADHURST (P)					
LAP	SECTOR 1	SECTOR 2	SECTOR 3	LAP TIME	MPH	DIFF	TIME OF DAY
1 - D1		43.767	41.920	2:13.274	80.19	14.288	12:44:17.035
2 - D1	37.386	42.365	40.273	2:00.024	89.04	1.038	12:46:17.059
3 - D1	37.561	42.785	40.830	2:01.176	88.20	2.190	12:48:18.235
4 - D1	37.725	42.631	40.262	2:00.618	88.61	1.632	12:50:18.853
5 - D1	37.475	42.312	39.983	1:59.770	89.23	0.784	12:52:18.623
6 - D1	37.239	42.135	39.810	1:59.184	89.67	0.198	12:54:17.807
7 - D1	38.895	<b>41.921</b>	39.651	2:00.467	88.72	1.481	12:56:18.274
8 - D1	37.042	42.219	39.881	1:59.142	89.70	0.156	12:58:17.416
9 - D1	37.472	42.021	39.601	1:59.094 (3)	89.74	0.108	13:00:16.510
10 - D1	37.474	42.156	39.533	1:59.163	89.69	0.177	13:02:15.673
<b>11 - D1</b>	<b>37.018</b>	42.340	39.628	<b>1:58.986 (1)</b>	<b>89.82</b>		<b>13:04:14.659</b>
12 - D1	37.078	42.385	<b>39.532</b>	1:58.995 (2)	89.81	0.009	13:06:13.654
13 - D1	38.550	42.948	40.014	2:01.512	87.95	2.526	13:08:15.166

P17 77 GTH Greystone GT				McLaren 570S GT4			
IDEAL LAP TIME : 1:58.796		BEST LAP TIME : 1:58.996		DIFFERENCE : 0.200			
D1: Mark HOPTON		D2: Euan HANKEY (P)					
LAP	SECTOR 1	SECTOR 2	SECTOR 3	LAP TIME	MPH	DIFF	TIME OF DAY
1 - D1		44.130	40.808	2:13.574	80.01	14.578	12:44:17.335
2 - D1	37.596	42.801	39.909	2:00.306	88.84	1.310	12:46:17.641
3 - D1	37.675	42.878	40.760	2:01.313	88.10	2.317	12:48:18.954
4 - D1	38.043	42.739	39.532	2:00.314	88.83	1.318	12:50:19.268
5 - D1	37.663	<b>42.218</b>	39.990	1:59.871	89.16	0.875	12:52:19.139
6 - D1	37.320	42.485	39.498	1:59.303 (3)	89.58	0.307	12:54:18.442
7 - D1	38.667	43.041	39.630	2:01.338	88.08	2.342	12:56:19.780
8 - D1	37.915	42.557	39.664	2:00.136	88.96	1.140	12:58:19.916
9 - D1	37.342	42.439	<b>39.433</b>	1:59.214 (2)	89.65	0.218	13:00:19.130
10 - D1	37.494	42.303	39.566	1:59.363	89.54	0.367	13:02:18.493
<b>11 - D1</b>	<b>37.145</b>	42.291	39.560	<b>1:58.996 (1)</b>	<b>89.81</b>		<b>13:04:17.489</b>
12 - D1	38.171	42.789	39.834	2:00.794	88.48	1.798	13:06:18.283
13 - D1	37.832	44.013	40.469	2:02.314	87.38	3.318	13:08:20.597

P18 86 GTH Caffeine Six by Parr Motorsport				Porsche Cayman Clubsport GT4			
IDEAL LAP TIME : 1:59.356		BEST LAP TIME : 1:59.669		DIFFERENCE : 0.313			
D1: Timothy CRESWICK		D2: Chris DYMOND (P)					
LAP	SECTOR 1	SECTOR 2	SECTOR 3	LAP TIME	MPH	DIFF	TIME OF DAY
1 - D1		43.524	40.349	2:11.164	81.48	11.495	12:44:14.925
2 - D1	37.490	42.819	40.085	2:00.394	88.77	0.725	12:46:15.319
3 - D1	37.671	43.069	41.854	2:02.594	87.18	2.925	12:48:17.913
4 - D1	37.538	42.758	40.200	2:00.496	88.70	0.827	12:50:18.409
5 - D1	37.369	42.650	<b>39.751</b>	1:59.770 (2)	89.23	0.101	12:52:18.179
<b>6 - D1</b>	<b>37.201</b>	<b>42.404</b>	40.064	<b>1:59.669 (1)</b>	<b>89.31</b>		<b>12:54:17.848</b>
7 - D1	39.319	43.413	40.333	2:03.065	86.84	3.396	12:56:20.913
8 - D1	37.642	42.572	39.832	2:00.046	89.03	0.377	12:58:20.959
9 - D1	37.332	42.805	40.068	2:00.205	88.91	0.536	13:00:21.164
10 - D1	37.582	42.472	39.837	1:59.891 (3)	89.14	0.222	13:02:21.055
11 - D1	37.515	42.795	41.340	2:01.650	87.85	1.981	13:04:22.705
12 - D1	38.270	42.701	41.331	2:02.302	87.39	2.633	13:06:25.007
13 - D1	37.492	42.984	40.326	2:00.802	88.47	1.133	13:08:25.809



# GT Cup Championship

## RACE 11 - SECTOR ANALYSIS



SECTOR 1 = FL to I1, SECTOR 2 = I1 to I2, SECTOR 3 = I2 to FL, DIFF = Difference To Personal Best Lap, P = Crossed Finish Line in Pit Lane, D = Time Disallowed

P19 96 GTH Make Happen Racing			Mercedes AMG GT4				
IDEAL LAP TIME : 2:00.335		BEST LAP TIME : 2:00.686		DIFFERENCE : 0.351			
D1: Jon CURRIE							
LAP	SECTOR 1	SECTOR 2	SECTOR 3	LAP TIME	MPH	DIFF	TIME OF DAY
1 - D1		44.215	41.392	2:14.599	79.40	13.913	12:44:18.360
2 - D1	38.359	43.341	40.751	2:02.451	87.28	1.765	12:46:20.811
3 - D1	38.178	43.588	40.658	2:02.424	87.30	1.738	12:48:23.235
4 - D1	37.983	43.393	40.441	2:01.817	87.73	1.131	12:50:25.052
5 - D1	38.049	43.582	40.028	2:01.659	87.85	0.973	12:52:26.711
6 - D1	38.285	43.260	40.248	2:01.793	87.75	1.107	12:54:28.504
7 - D1	38.400	42.850	40.135	2:01.385	88.05	0.699	12:56:29.889
8 - D1	38.019	42.691	39.976	2:00.686 (1)	88.56		12:58:30.575
9 - D1	38.190	42.748	40.013	2:00.951 (2)	88.36	0.265	13:00:31.526
10 - D1	38.252	43.309	41.042	2:02.603	87.17	1.917	13:02:34.129
11 - D1	37.668	42.767	41.091	2:01.526	87.94	0.840	13:04:35.655
12 - D1	37.875	42.811	40.534	2:01.220 (3)	88.17	0.534	13:06:36.875
13 - D1	38.341	43.005	40.633	2:01.979	87.62	1.293	13:08:38.854

P20 65 GTH Trade Centre Formula Woman				Mclaren 570S GT4			
IDEAL LAP TIME : 2:00.323		BEST LAP TIME : 2:00.765		DIFFERENCE : 0.442			
D1: Sara MISIR		D2: Steph SORE					
LAP	SECTOR 1	SECTOR 2	SECTOR 3	LAP TIME	MPH	DIFF	TIME OF DAY
1 - D1		44.426	41.024	2:14.962	79.19	14.197	12:44:18.723
2 - D1	38.518	43.525	40.491	2:02.534	87.22	1.769	12:46:21.257
3 - D1	37.887	44.203	40.350	2:02.440	87.29	1.675	12:48:23.697
4 - D1	37.814	43.563	40.325	2:01.702	87.82	0.937	12:50:25.399
5 - D1	37.867	43.827	39.964	2:01.658	87.85	0.893	12:52:27.057
6 - D1	38.418	43.275	39.968	2:01.661	87.85	0.896	12:54:28.718
7 - D1	38.409	43.218	39.732	2:01.359	88.06	0.594	12:56:30.077
8 - D1	38.178	42.866	39.721	2:00.765 (1)	88.50		12:58:30.842
9 - D1	38.179	42.973	39.731	2:00.883 (2)	88.41	0.118	13:00:31.725
10 - D1	38.538	43.627	40.770	2:02.935	86.94	2.170	13:02:34.660
11 - D1	37.736	43.104	40.443	2:01.283 (3)	88.12	0.518	13:04:35.943
12 - D1	37.988	43.009	40.483	2:01.480	87.98	0.715	13:06:37.423
13 - D1	37.994	43.331	40.242	2:01.567	87.91	0.802	13:08:38.990

P21 64 GTH Trade Centre Formula Woman				Mclaren 570S GT4			
IDEAL LAP TIME : 2:00.338		BEST LAP TIME : 2:00.648		DIFFERENCE : 0.310			
D1: Erika HOFFMANN		D2: Jodie SLOSS					
LAP	SECTOR 1	SECTOR 2	SECTOR 3	LAP TIME	MPH	DIFF	TIME OF DAY
1 - D1		45.052	43.923	2:19.129	76.82	18.481	12:44:22.890
2 - D1	39.260	44.259	42.327	2:05.846	84.92	5.198	12:46:28.736
3 - D1	37.888	44.124	40.847	2:02.859	86.99	2.211	12:48:31.595
4 - D1	38.276	43.219	41.041	2:02.536	87.22	1.888	12:50:34.131
5 - D1	38.381	43.069	40.822	2:02.272	87.41	1.624	12:52:36.403
6 - D1	37.652	43.144	40.291	2:01.087 (3)	88.26	0.439	12:54:37.490
7 - D1	37.473	43.477	40.079	2:01.029 (2)	88.31	0.381	12:56:38.519
8 - D1	37.433	43.165	40.050	2:00.648 (1)	88.58		12:58:39.167
9 - D1	38.119	43.668	40.876	2:02.663	87.13	2.015	13:00:41.830
10 - D1	37.648	43.298	41.815	2:02.761	87.06	2.113	13:02:44.591
11 - D1	38.024	42.989	40.284	2:01.297	88.11	0.649	13:04:45.888
12 - D1	37.649	42.855	42.092	2:02.596	87.18	1.948	13:06:48.484
13 - D1	37.559	43.173	40.584	2:01.316	88.10	0.668	13:08:49.800



# GT Cup Championship

## RACE 11 - SECTOR ANALYSIS



SECTOR 1 = FL to I1, SECTOR 2 = I1 to I2, SECTOR 3 = I2 to FL, DIFF = Difference To Personal Best Lap, P = Crossed Finish Line in Pit Lane, D = Time Disallowed

P22 80 GTH Greystone GT				McLaren 570S GT4			
IDEAL LAP TIME : 2:04.073		BEST LAP TIME : 2:04.887		DIFFERENCE : 0.814			
D1: Ron TRENKA		D2: Jon LANCASTER (P)					
LAP	SECTOR 1	SECTOR 2	SECTOR 3	LAP TIME	MPH	DIFF	TIME OF DAY
1 - D1		45.903	42.769	2:19.566	76.58	14.679	12:44:23.327
2 - D1	39.620	44.046	43.343	2:07.009	84.15	2.122	12:46:30.336
3 - D1	39.591	44.225	41.682	2:05.498	85.16	0.611	12:48:35.834
4 - D1	39.963	44.573	41.817	2:06.353	84.58	1.466	12:50:42.187
5 - D1	<b>38.985</b>	44.203	41.699	<b>2:04.887 (1)</b>	<b>85.58</b>		<b>12:52:47.074</b>
6 - D1	39.642	<b>43.793</b>	42.084	2:05.519	85.15	0.632	12:54:52.593
7 - D1	39.169	43.861	42.505	2:05.535	85.14	0.648	12:56:58.128
8 - D1	39.796	44.467	41.652	2:05.915	84.88	1.028	12:59:04.043
9 - D1	39.214	44.989	41.631	2:05.834	84.93	0.947	13:01:09.877
10 - D1	39.184	43.933	42.018	2:05.135 (3)	85.41	0.248	13:03:15.012
11 - D1	40.851	43.987	42.192	2:07.030	84.13	2.143	13:05:22.042
12 - D1	39.081	44.262	41.995	2:05.338	85.27	0.451	13:07:27.380
13 - D1	39.707	43.952	<b>41.295</b>	2:04.954 (2)	85.53	0.067	13:09:32.334

P23 61 GT3 Scott Sport				Lamborghini Huracan GT3			
IDEAL LAP TIME : 1:51.295		BEST LAP TIME : 1:51.584		DIFFERENCE : 0.289			
D1: John DHILLON		D2: Andrea AMICI (P)					
LAP	SECTOR 1	SECTOR 2	SECTOR 3	LAP TIME	MPH	DIFF	TIME OF DAY
1 - D1		1:16.467	IN PIT	4:40.441 P	38.11	2:48.857	12:46:44.202
2 - D1	OUTLAP	40.704	37.884	1:59.273	89.61	7.689	12:48:43.475
3 - D1	34.841	40.504	37.256	1:52.601	94.91	1.017	12:50:36.076
4 - D1	35.525	<b>39.617</b>	37.207	1:52.349	95.13	0.765	12:52:28.425
5 - D1	36.476	40.718	40.116	1:57.310	91.10	5.726	12:54:25.735
6 - D1	34.992	40.012	39.795	1:54.799	93.10	3.215	12:56:20.534
7 - D1	36.472	40.127	37.541	1:54.140	93.64	2.556	12:58:14.674
8 - D1	35.398	40.523	39.607	1:55.528	92.51	3.944	13:00:10.202
9 - D1	35.875	40.149	37.576	1:53.600	94.08	2.016	13:02:03.802
10 - D1	34.866	39.997	<b>37.041</b>	1:51.904 (2)	95.51	0.320	13:03:55.706
11 - D1	34.709	40.205	38.155	1:53.069	94.52	1.485	13:05:48.775
12 - D1	34.772	39.698	37.791	1:52.261 (3)	95.20	0.677	13:07:41.036
13 - D1	<b>34.637</b>	39.642	37.305	<b>1:51.584 (1)</b>	<b>95.78</b>		<b>13:09:32.620</b>

P24 25 GTH Paddock Motorsport				McLaren 570S GT4			
IDEAL LAP TIME : 1:58.054		BEST LAP TIME : 1:58.096		DIFFERENCE : 0.042			
D1: Kavi JUNDU		D2: Adam HATFIELD (PS)					
LAP	SECTOR 1	SECTOR 2	SECTOR 3	LAP TIME	MPH	DIFF	TIME OF DAY
1 - D1	OUTLAP	42.574	39.684	2:08.142	83.40	10.046	12:44:11.903
2 - D1	37.396	42.780	40.433	2:00.609	88.61	2.513	12:46:12.512
3 - D1	<b>37.060</b>	43.763	39.273	2:00.096	88.99	2.000	12:48:12.608
4 - D1	37.641	42.099	39.087	1:58.827 (2)	89.94	0.731	12:50:11.435
5 - D1	37.381	42.709	39.095	1:59.185 (3)	89.67	1.089	12:52:10.620
6 - D1	37.550	43.350	39.512	2:00.412	88.76	2.316	12:54:11.032
7 - D1	37.102	<b>41.937</b>	<b>39.057</b>	<b>1:58.096 (1)</b>	<b>90.50</b>		<b>12:56:09.128</b>
8 - D1	37.506	41.997	IN PIT	2:47.541 P	63.79	49.445	12:58:56.669



GT Cup Championship

RACE 11 - BEST SECTORS

SECTOR 1				SECTOR 2				SECTOR 3				IDEAL / BEST COMPARISON			
POS	NO	NAME	TIME	NO	NAME	TIME	NO	NAME	TIME	POS	NO	NAME	IDEAL	BEST	DIFF
												PERFECT LAP	1:49.392		
1	7	Raw Motorsport	34.017	7	Raw Motorsport	39.033	16	Ram Racing	36.342	1	16	Ram Racing	1:49.544	1:49.813	0.269
2	66	Enduro Motorsport	34.092	16	Ram Racing	39.045	67	Orange Racing powered by JMH	36.418	2	7	Raw Motorsport	1:49.673	1:49.834	0.161
3	11	Ram Racing	34.099	11	Ram Racing	39.172	66	Enduro Motorsport	36.621	3	66	Enduro Motorsport	1:49.978	1:50.543	0.565
4	16	Ram Racing	34.157	66	Enduro Motorsport	39.265	7	Raw Motorsport	36.623	4	67	Orange Racing powered by JMH	1:50.034	1:50.362	0.328
5	67	Orange Racing powered by JMH	34.171	23	Greystone GT	39.402	23	Greystone GT	36.664	5	11	Ram Racing	1:50.095	1:50.489	0.394
6	23	Greystone GT	34.308	67	Orange Racing powered by JMH	39.445	11	Ram Racing	36.824	6	23	Greystone GT	1:50.374	1:50.633	0.259
7	61	Scott Sport	34.637	61	Scott Sport	39.617	61	Scott Sport	37.041	7	61	Scott Sport	1:51.295	1:51.584	0.289
8	44	Paddock Motorsport	34.847	44	Paddock Motorsport	39.781	44	Paddock Motorsport	37.200	8	44	Paddock Motorsport	1:51.828	1:52.206	0.378
9	4	Tecserve	34.874	4	Tecserve	40.140	4	Tecserve	37.331	9	4	Tecserve	1:52.345	1:52.467	0.122
10	247	Racelab	35.320	9	Topcats Racing	40.538	247	Racelab	37.457	10	247	Racelab	1:53.360	1:53.914	0.554
11	9	Topcats Racing	35.505	247	Racelab	40.583	9	Topcats Racing	37.573	11	9	Topcats Racing	1:53.616	1:53.688	0.072
12	56	FF Corse	36.164	56	FF Corse	40.804	56	FF Corse	38.484	12	56	FF Corse	1:55.452	1:56.187	0.735
13	3	Topcats Racing	36.674	3	Topcats Racing	41.018	3	Topcats Racing	38.979	13	3	Topcats Racing	1:56.671	1:56.747	0.076
14	69	Make Happen Racing	36.918	14	Greystone GT	41.921	25	Paddock Motorsport	39.057	14	25	Paddock Motorsport	1:58.054	1:58.096	0.042
15	50	Valluga Racing	36.959	25	Paddock Motorsport	41.937	50	Valluga Racing	39.141	15	50	Valluga Racing	1:58.133	1:58.291	0.158
16	14	Greystone GT	37.018	50	Valluga Racing	42.033	69	Make Happen Racing	39.208	16	69	Make Happen Racing	1:58.169	1:58.495	0.326
17	25	Paddock Motorsport	37.060	69	Make Happen Racing	42.043	26	Paddock Motorsport	39.303	17	14	Greystone GT	1:58.471	1:58.986	0.515
18	26	Paddock Motorsport	37.140	77	Greystone GT	42.218	77	Greystone GT	39.433	18	26	Paddock Motorsport	1:58.774	1:59.227	0.453
19	77	Greystone GT	37.145	26	Paddock Motorsport	42.331	14	Greystone GT	39.532	19	77	Greystone GT	1:58.796	1:58.996	0.200
20	86	Caffeine Six by Parr Motorsport	37.201	86	Caffeine Six by Parr Motorsport	42.404	65	Trade Centre Formula Woman	39.721	20	86	Caffeine Six by Parr Motorsport	1:59.356	1:59.669	0.313
21	64	Trade Centre Formula Woman	37.433	96	Make Happen Racing	42.691	86	Caffeine Six by Parr Motorsport	39.751	21	65	Trade Centre Formula Woman	2:00.323	2:00.765	0.442
22	96	Make Happen Racing	37.668	64	Trade Centre Formula Woman	42.855	96	Make Happen Racing	39.976	22	96	Make Happen Racing	2:00.335	2:00.686	0.351
23	65	Trade Centre Formula Woman	37.736	65	Trade Centre Formula Woman	42.866	64	Trade Centre Formula Woman	40.050	23	64	Trade Centre Formula Woman	2:00.338	2:00.648	0.310
24	80	Greystone GT	38.985	80	Greystone GT	43.793	80	Greystone GT	41.295	24	80	Greystone GT	2:04.073	2:04.887	0.814



## GT Cup Championship

### RACE 11 - STATISTICS

**Competitors Started** 24  
**Planned Start** 2022-06-12 @ 12:40:00.000  
**Actual Start** 2022-06-12 @ 12:42:03.760  
**Finish Time** 2022-06-12 @ 13:08:02.505  
**Track Length** 2.9689mi.  
**Total Laps** 319  
**Total Distance Covered** 947.0827mi.

#### Session Fastest Lap History

NO	CL	NAME	LAP TIME	TIME OF DAY	LAP	VEHICLE
16	GT3	Ram Racing	1:55.685	12:43:59.461	1	Mercedes AMG GT3
16	GT3	Ram Racing	1:51.894	12:45:51.356	2	Mercedes AMG GT3
16	GT3	Ram Racing	1:51.390	12:47:42.745	3	Mercedes AMG GT3
7	GTO	Raw Motorsport	1:50.636	12:47:47.915	3	Radical RXC
7	GTO	Raw Motorsport	1:50.264	12:49:38.179	4	Radical RXC
16	GT3	Ram Racing	1:49.813	12:53:13.868	6	Mercedes AMG GT3

#### Session Leader History

NO	CL	NAME	FROM LAP	LAPS LED	DISTANCE	VEHICLE
16	GT3	Ram Racing	1	14	41.56 miles	Mercedes AMG GT3

#### Flag History

TYPE	TIME OF DAY
GREEN	12:42:03.760
FINISH	13:08:02.505

#### Flag Statistics

TYPE	COUNT	TOTAL LAPS	TOTAL TIME
Green	1	14	29:39.789
Red	0	0	0.000
Safety Car	0	0	0.000
FCY	0	0	0.000



# GT Cup Championship

## RACE 11 - STATISTICS

**CLASS : GTC**

**4 Starters**

### Fastest Lap History

NO	NAME	LAP TIME	TIME OF DAY	LAP	VEHICLE
9	Topcats Racing	2:04.772	12:44:08.546	1	Lamborghini Super Trofeo
9	Topcats Racing	1:56.144	12:46:04.691	2	Lamborghini Super Trofeo
247	Racelab	1:56.109	12:48:01.821	3	Ferrari Challenge 488
9	Topcats Racing	1:55.407	12:49:56.417	4	Lamborghini Super Trofeo
9	Topcats Racing	1:54.930	12:51:51.346	5	Lamborghini Super Trofeo
247	Racelab	1:54.592	12:51:52.153	5	Ferrari Challenge 488
9	Topcats Racing	1:54.264	12:53:45.610	6	Lamborghini Super Trofeo
247	Racelab	1:54.225	12:57:35.364	8	Ferrari Challenge 488
9	Topcats Racing	1:53.688	12:59:28.598	9	Lamborghini Super Trofeo

### Leader History

NO	NAME	FROM LAP	LAPS LED	DISTANCE	VEHICLE
9	Topcats Racing	1	12	35.62 miles	Lamborghini Super Trofeo
247	Racelab	13	2	5.93 miles	Ferrari Challenge 488



## GT Cup Championship

### RACE 11 - STATISTICS

**CLASS : GT3**

**8 Starters**

#### Fastest Lap History

NO	NAME	LAP TIME	TIME OF DAY	LAP	VEHICLE
16	Ram Racing	<b>1:55.685</b>	12:43:59.461	1	Mercedes AMG GT3
16	Ram Racing	<b>1:51.894</b>	12:45:51.356	2	Mercedes AMG GT3
16	Ram Racing	<b>1:51.390</b>	12:47:42.745	3	Mercedes AMG GT3
16	Ram Racing	<b>1:50.741</b>	12:49:33.487	4	Mercedes AMG GT3
16	Ram Racing	<b>1:50.568</b>	12:51:24.055	5	Mercedes AMG GT3
16	Ram Racing	<b>1:49.813</b>	12:53:13.868	6	Mercedes AMG GT3

#### Leader History

NO	NAME	FROM LAP	LAPS LED	DISTANCE	VEHICLE
16	Ram Racing	1	14	41.56 miles	Mercedes AMG GT3



## GT Cup Championship

### RACE 11 - STATISTICS

CLASS : GTO

1 Starters

#### Fastest Lap History

NO	NAME	LAP TIME	TIME OF DAY	LAP	VEHICLE
7	Raw Motorsport	1:59.730	12:44:03.507	1	Radical RXC
7	Raw Motorsport	1:53.772	12:45:57.217	2	Radical RXC
7	Raw Motorsport	1:50.636	12:47:47.915	3	Radical RXC
7	Raw Motorsport	1:50.264	12:49:38.179	4	Radical RXC
7	Raw Motorsport	1:49.838	12:53:18.433	6	Radical RXC
7	Raw Motorsport	1:49.834	12:56:58.591	8	Radical RXC

#### Leader History

NO	NAME	FROM LAP	LAPS LED	DISTANCE	VEHICLE
7	Raw Motorsport	1	14	41.56 miles	Radical RXC



## GT Cup Championship

### RACE 11 - STATISTICS

CLASS : GTH

11 Starters

#### Fastest Lap History

NO	NAME	LAP TIME	TIME OF DAY	LAP	VEHICLE
69	Make Happen Racing	2:07.782	12:44:11.553	1	Mercedes AMG GT4
69	Make Happen Racing	1:59.898	12:46:11.374	2	Mercedes AMG GT4
50	Valluga Racing	1:59.291	12:46:13.094	2	Porsche Cayman 718 RS Clubsport
26	Paddock Motorsport	1:59.227	12:46:13.459	2	Mclaren 570S GT4
50	Valluga Racing	1:59.133	12:48:12.229	3	Porsche Cayman 718 RS Clubsport
25	Paddock Motorsport	1:58.827	12:50:11.442	4	Mclaren 570S GT4
69	Make Happen Racing	1:58.517	12:56:09.106	7	Mercedes AMG GT4
25	Paddock Motorsport	1:58.096	12:56:09.128	7	Mclaren 570S GT4


#### Leader History

NO	NAME	FROM LAP	LAPS LED	DISTANCE	VEHICLE
69	Make Happen Racing	1	13	38.59 miles	Mercedes AMG GT4



## GT Cup Championship

### RACE 14 - GRID (50 minutes)

ROW 12	23	2:00.765 <b>65</b> MISIR / SORE	24	2:04.887 <b>80</b> TRENKA / LANCASTER (P)
ROW 11	21	2:00.648 <b>64</b> HOFFMANN / SLOSS	22	2:00.686 <b>96</b> CURRIE
ROW 10	19	1:59.227 <b>26</b> CHOCHAN / RITSON (PS)	20	1:59.669 <b>86</b> CRESWICK / DYMOND (P)
ROW 9	17	1:58.986 <b>14</b> CARTER / BROADHURST (P)	18	1:58.996 <b>77</b> HOPTON / HANKEY (P)
ROW 8	15	1:58.291 <b>50</b> WALLIS / MAHER-LOUGHNAN (PS)	16	1:58.495 <b>69</b> WALTON / HART
ROW 7	13	1:56.747 <b>3</b> BIRCH / GILBERT	14	1:58.096 <b>25</b> JUNDU / HATFIELD (PS)
ROW 6	11	1:53.914 <b>247</b> KHERA	12	1:56.187 <b>56</b> MILLINGTON / SIMONSEN (P)
ROW 5	9	1:52.467 <b>4</b> TILLEY / TREGURTHA (P)	10	1:53.688 <b>9</b> LUNN / GILBERT
ROW 4	7	1:51.584 <b>61</b> DHILLON / AMICI (P)	8	1:52.206 <b>44</b> RUSTON / WHITEHOUSE
ROW 3	5	1:50.543 <b>66</b> TILLBROOK / CLUTTON (P)	6	1:50.633 <b>23</b> CAMPBELL / WEBB (P)
ROW 2	3	1:50.362 <b>67</b> ORANGE / O'BRIEN (P)	4	1:50.489 <b>11</b> PRICE / MACLEOD (P)
ROW 1	1	1:49.813 <b>16</b> LOGGIE	2	1:49.834 <b>7</b> BURGESS / DIMMACK
Pole				
				

Snetterton 300: 2.9689 miles

These results are provisional until the conclusion of any judicial and technical matters.

Clerk Of Course : Simon Gnana-Pragasam

Stewards :

Timekeeper : Nick Palmer



GT Cup Championship

RACE 14 - CLASSIFICATION - AMENDED

POS	NO	CL	PIC	TEAM / DRIVERS	CAR	LAPS	TIME	GAP	DIFF	MPH	BEST	ON
1	11	GT3	1	Ram Racing Mike PRICE / Callum MACLEOD (P)	Mercedes AMG GT3	27	51:46.254			92.90	1:47.031	20
2	66	GT3	2	Enduro Motorsport Morgan TILLBROOK / Marcus CLUTTON (P)	Mclaren 720S GT3	27	51:51.291	5.037	5.037	92.75	1:48.245	23
3	16	GT3	3	Ram Racing Ian LOGGIE	Mercedes AMG GT3	27	52:05.759	19.505	14.468	92.32	1:49.482	27
4	67	GT3	4	Orange Racing powered by JMH Simon ORANGE / Michael O'BRIEN (P)	Mclaren 720S GT3	27	52:13.038	26.784	7.279	92.10	1:47.616	25
5	4	GT3	5	Tecserve Grahame TILLEY / Will TREGURTHA (P)	Mercedes AMG GT3	27	52:28.427	42.173	15.389	91.65	1:49.010	19
6	7 *	GTO	1	Raw Motorsport Sleve BURGESS / Ben DIMMACK	Radical RXC	27	52:35.920	49.666	7.493	91.44	1:51.162	21
7	44	GT3	6	Paddock Motorsport Sleve RUSTON / John WHITEHOUSE	Mclaren 720S GT3	27	52:40.977	54.723	5.057	91.29	1:51.310	17
8	247	GTC	1	Racelab Lucky KHERA	Ferrari Challenge 488	27	53:05.067	1:18.813	24.090	90.60	1:51.335	19
9	56	GTC	2	FF Corse Roy MILLINGTON / Benny SIMONSEN (P)	Ferrari Challenge 488 EVO	27	53:43.437	1:57.183	38.370	89.52	1:50.753	18
10	9	GTC	3	Topcats Racing Jensen LUNN / Warren GILBERT	Lamborghini Super Trofeo	26	51:47.835	1 Lap	1 Lap	89.41	1:52.725	8
11	23	GT3	7	Greystone GT Ian CAMPBELL / Olli WEBB (P)	Mclaren 720S GT3	26	52:12.695	1 Lap	24.860	88.70	1:48.765	25
12	3	GTC	4	Topcats Racing Charlotte BIRCH / Charlotte GILBERT	Lamborghini Super Trofeo	26	52:41.032	1 Lap	28.337	87.91	1:54.558	10
13	26 *	GTH	1	Paddock Motorsport Tehmur CHOHAN / Moh RITSON (PS)	Mclaren 570S GT4	26	53:22.999	1 Lap	41.967	86.75	1:58.220	18
14	14	GTH	2	Greystone GT Phillip CARTER / Michael BROADHURST (P)	Mclaren 570S GT4	26	53:37.111	1 Lap	14.112	86.37	1:57.430	21
15	50	GTH	3	Valluga Racing James WALLIS / Sam MAHER-LOUGHNAN (PS)	Porsche Cayman 718 RS Clubsport	26	53:40.333	1 Lap	3.222	86.29	1:57.754	2
16	77	GTH	4	Greystone GT Mark HOPTON / Euan HANKEY (P)	Mclaren 570S GT4	26	53:41.664	1 Lap	1.331	86.25	1:56.818	15
17	86	GTH	5	Caffeine Six by Parr Motorsport Timothy CRESWICK / Chris DYMOND (P)	Porsche Cayman Clubsport GT4	25	51:53.663	2 Laps	1 Lap	85.81	1:59.353	21
18	96	GTH	6	Make Happen Racing Jon CURRIE	Mercedes AMG GT4	25	51:57.250	2 Laps	3.587	85.71	1:59.079	19
19	69	GTH	7	Make Happen Racing Stephen WALTON / Chris HART	Mercedes AMG GT4	25	51:57.756	2 Laps	0.506	85.70	1:58.654	23
20	80	GTH	8	Greystone GT Ron TRENKA / Jon LANCASTER (P)	Mclaren 570S GT4	25	52:54.438	2 Laps	56.682	84.17	1:57.438	18
21	65	GTH	9	Trade Centre Formula Woman Sara MISIR / Steph SORE	Mclaren 570S GT4	25	53:17.036	2 Laps	22.598	83.57	1:59.391	5
22	64	GTH	10	Trade Centre Formula Woman Erika HOFFMANN / Jodie SLOSS	Mclaren 570S GT4	24	53:15.343	3 Laps	1 Lap	80.27	2:00.484	9

NOT CLASSIFIED

DQ	61	GT3		Scott Sport John DHILLON / Andrea AMICI (P)	Lamborghini Huracan GT3							
DQ	25	GTH		Paddock Motorsport Kavi JUNDU / Adam HATFIELD (PS)	Mclaren 570S GT4							

FASTEST LAP

11	GT3	Ram Racing Mike PRICE / Callum MACLEOD (P)	Mercedes AMG GT3	20	1:47.031	99.85 mph	160.70 kph
56	GTC	FF Corse Roy MILLINGTON / Benny SIMONSEN (P)	Ferrari Challenge 488 EVO	18	1:50.753	96.50 mph	155.30 kph
7	GTO	Raw Motorsport Sleve BURGESS / Ben DIMMACK	Radical RXC	21	1:51.162	96.14 mph	154.73 kph
77	GTH	Greystone GT Mark HOPTON / Euan HANKEY (P)	Mclaren 570S GT4	15	1:56.818	91.49 mph	147.24 kph

Car 61 disqualified from meeting - Regulations Q12.21.4 / G5.3 refer.

Car 25 disqualified from race - Regulations C2.1.4 / G5.3 refer.

\*Cars 7 & 26 - 5 second penalty for exceeding track limits.

Weather / Track : Bright / Dry

These results are provisional until the conclusion of any judicial and technical matters.

Race Distance: 27 Laps / 80.16 miles

Snetterton 300: 2.9689 miles

Start: 15:41 Flag 16:33 End: 16:37

Clerk Of Course : Simon Gnana-Pragasam

Stewards :

Timekeeper : Nick Palmer



GT Cup Championship

RACE 14 - CLASSIFICATION

POS	NO	CL	PIC	TEAM / DRIVERS	CAR	LAPS	TIME	GAP	DIFF	MPH	BEST	ON
1	11	GT3	1	Ram Racing Mike PRICE / Callum MACLEOD (P)	Mercedes AMG GT3	27	51:46.254			92.90	1:47.031	20
2	66	GT3	2	Enduro Motorsport Morgan TILLBROOK / Marcus CLUTTON (P)	Mclaren 720S GT3	27	51:51.291	5.037	5.037	92.75	1:48.245	23
3	16	GT3	3	Ram Racing Ian LOGGIE	Mercedes AMG GT3	27	52:05.759	19.505	14.468	92.32	1:49.482	27
4	67	GT3	4	Orange Racing powered by JMH Simon ORANGE / Michael O'BRIEN (P)	Mclaren 720S GT3	27	52:13.038	26.784	7.279	92.10	1:47.616	25
5	4	GT3	5	Tecserve Grahame TILLEY / Will TREGURTHA (P)	Mercedes AMG GT3	27	52:28.427	42.173	15.389	91.65	1:49.010	19
6	7 *	GTO	1	Raw Motorsport Steve BURGESS / Ben DIMMACK	Radical RXC	27	52:35.920	49.666	7.493	91.44	1:51.162	21
7	44	GT3	6	Paddock Motorsport Steve RUSTON / John WHITEHOUSE	Mclaren 720S GT3	27	52:40.977	54.723	5.057	91.29	1:51.310	17
8	247	GTC	1	Racelab Lucky KHERA	Ferrari Challenge 488	27	53:05.067	1:18.813	24.090	90.60	1:51.335	19
9	56	GTC	2	FF Corse Roy MILLINGTON / Benny SIMONSEN (P)	Ferrari Challenge 488 EVO	27	53:43.437	1:57.183	38.370	89.52	1:50.753	18
10	9	GTC	3	Topcats Racing Jensen LUNN / Warren GILBERT	Lamborghini Super Trofeo	26	51:47.835	1 Lap	1 Lap	89.41	1:52.725	8
11	23	GT3	7	Greystone GT Ian CAMPBELL / Olli WEBB (P)	Mclaren 720S GT3	26	52:12.695	1 Lap	24.860	88.70	1:48.765	25
12	3	GTC	4	Topcats Racing Charlotte BIRCH / Charlotte GILBERT	Lamborghini Super Trofeo	26	52:41.032	1 Lap	28.337	87.91	1:54.558	10
13	25	GTH	1	Paddock Motorsport Kavi JUNDU / Adam HATFIELD (PS)	Mclaren 570S GT4	26	53:21.500	1 Lap	40.468	86.79	1:58.409	2
14	26 *	GTH	2	Paddock Motorsport Tehmur CHOHAN / Moh RITSON (PS)	Mclaren 570S GT4	26	53:22.999	1 Lap	1.499	86.75	1:58.220	18
15	14	GTH	3	Greystone GT Phillip CARTER / Michael BROADHURST (P)	Mclaren 570S GT4	26	53:37.111	1 Lap	14.112	86.37	1:57.430	21
16	50	GTH	4	Valluga Racing James WALLIS / Sam MAHER-LOUGHNAN (PS)	Porsche Cayman 718 RS Clubsport	26	53:40.333	1 Lap	3.222	86.29	1:57.754	2
17	77	GTH	5	Greystone GT Mark HOPTON / Euan HANKEY (P)	Mclaren 570S GT4	26	53:41.664	1 Lap	1.331	86.25	1:56.818	15
18	86	GTH	6	Caffeine Six by Parr Motorsport Timothy CRESWICK / Chris DYMOND (P)	Porsche Cayman Clubsport GT4	25	51:53.663	2 Laps	1 Lap	85.81	1:59.353	21
19	96	GTH	7	Make Happen Racing Jon CURRIE	Mercedes AMG GT4	25	51:57.250	2 Laps	3.587	85.71	1:59.079	19
20	69	GTH	8	Make Happen Racing Stephen WALTON / Chris HART	Mercedes AMG GT4	25	51:57.756	2 Laps	0.506	85.70	1:58.654	23
21	80	GTH	9	Greystone GT Ron TRENKA / Jon LANCASTER (P)	Mclaren 570S GT4	25	52:54.438	2 Laps	56.682	84.17	1:57.438	18
22	65	GTH	10	Trade Centre Formula Woman Sara MISIR / Steph SORE	Mclaren 570S GT4	25	53:17.036	2 Laps	22.598	83.57	1:59.391	5
23	64	GTH	11	Trade Centre Formula Woman Erika HOFFMANN / Jodie SLOSS	Mclaren 570S GT4	24	53:15.343	3 Laps	1 Lap	80.27	2:00.484	9

NOT CLASSIFIED

NC	61	GT3		Scott Sport John DHILLON / Andrea AMICI (P)	Lamborghini Huracan GT3	3	5:45.297	24 Laps	21 Laps	92.85	1:52.305	2
----	----	-----	--	--	-------------------------	---	----------	---------	---------	-------	----------	---

FASTEST LAP

11	GT3	Ram Racing Mike PRICE / Callum MACLEOD (P)	Mercedes AMG GT3	20	1:47.031	99.85 mph	160.70 kph
56	GTC	FF Corse Roy MILLINGTON / Benny SIMONSEN (P)	Ferrari Challenge 488 EVO	18	1:50.753	96.50 mph	155.30 kph
7	GTO	Raw Motorsport Steve BURGESS / Ben DIMMACK	Radical RXC	21	1:51.162	96.14 mph	154.73 kph
77	GTH	Greystone GT Mark HOPTON / Euan HANKEY (P)	Mclaren 570S GT4	15	1:56.818	91.49 mph	147.24 kph

\*Cars 7 & 26 - 5 second penalty for exceeding track limits.

Weather / Track : Bright / Dry  
These results are provisional until the conclusion of any judicial and technical matters.

Race Distance: 27 Laps / 80.16 miles  
Snetterton 300: 2.9689 miles  
Start: 15:41 Flag 16:33 End: 16:37

Clerk Of Course : Simon Gnana-Pragasam	Stewards :	Timekeeper : Nick Palmer
--	------------	--------------------------



# GT Cup Championship

## RACE 14 - LAP CHART

LAP 1 @ 15:43:54.496			LAP 2 @ 15:45:46.838			LAP 3 @ 15:47:39.745			LAP 4 @ 15:49:32.142			LAP 5 @ 15:51:24.097		
NO	BEHIND	LAP TIME	NO	BEHIND	LAP TIME	NO	BEHIND	LAP TIME	NO	BEHIND	LAP TIME	NO	BEHIND	LAP TIME
7		1:56.063	7		1:52.342	7		1:52.907	7		1:52.397	7		1:51.955
16	0.458	1:56.521	16	0.461	1:52.345	67	0.813	1:52.842	67	1.160	1:52.744	67	0.494	1:51.289
67	0.805	1:56.868	67	0.878	1:52.415	66	1.282	1:52.867	66	1.199	1:52.314	66	1.129	1:51.885
11	1.286	1:57.349	66	1.322	1:52.090	16	2.171	1:54.617	16	1.656	1:51.882	16	1.951	1:52.250
66	1.574	1:57.637	11	2.538	1:53.594	11	3.128	1:53.497	11	3.525	1:52.794	11	4.024	1:52.454
23	2.373	1:58.436	23	2.762	1:52.731	23	3.350	1:53.495	44	5.952	1:53.971	44	5.784	1:51.787
61	3.796	1:59.859	61	3.759	1:52.305	61	3.985	1:53.133	4	10.047	1:55.251	4	11.163	1:53.071
44	4.079	2:00.142	44	3.890	1:52.153	44	4.378	1:53.395	247	10.913	1:55.492	247	12.263	1:53.305
4	5.206	2:01.269	4	6.248	1:53.384	4	7.193	1:53.852	9	11.226	1:55.148	9	13.139	1:53.868
247	5.641	2:01.704	247	7.317	1:54.018	247	7.818	1:53.408	3	19.419	1:56.908	3	23.364	1:55.900
9	6.454	2:02.517	9	8.224	1:54.112	9	8.475	1:53.158	56	20.968	1:57.086	56	26.481	1:57.468
3	7.880	2:03.943	3	11.786	1:56.248	3	14.908	1:56.029	50	26.371	1:58.195	50	32.808	1:58.392
56	8.454	2:04.517	56	12.335	1:56.223	56	16.279	1:56.851	25	30.004	1:59.301	25	36.657	1:58.608
50	10.056	2:06.119	50	15.468	1:57.754	50	20.573	1:58.012	14	31.563	1:59.659	14	38.738	1:59.130
25	11.128	2:07.191	25	17.195	1:58.409	25	23.100	1:58.812	26	32.794	1:59.272	26	39.786	1:58.947
14	11.645	2:07.708	14	17.913	1:58.610	14	24.301	1:59.295	65	38.175	2:00.538	65	45.611	1:59.391
26	12.175	2:08.238	26	18.954	1:59.121	26	25.919	1:59.872	69	40.557	2:01.033	86	49.109	2:00.338
69	14.253	2:10.316	65	22.910	2:00.836	65	30.034	2:00.031	86	40.726	2:00.802	69	49.843	2:01.241
65	14.416	2:10.479	69	23.936	2:02.025	69	31.921	2:00.892	77	41.227	1:59.882	77	50.624	2:01.352
86	15.202	2:11.265	86	24.647	2:01.787	86	32.321	2:00.581	96	42.267	2:00.279	96	51.007	2:00.695
77	17.963	2:14.026	77	26.013	2:00.392	77	33.742	2:00.636	80	56.822	2:05.393	80	1:10.685	2:05.818
96	18.489	2:14.552	96	27.108	2:00.961	96	34.385	2:00.184	64	57.036	2:03.514	64	1:11.110	2:06.029
80	20.017	2:16.080	80	32.254	2:04.579	80	43.826	2:04.479	23	1:37.288	3:26.335 P	23	1:48.133	2:02.800
64	24.727	2:20.790	64	36.643	2:04.258	64	45.919	2:02.183						



# GT Cup Championship

## RACE 14 - LAP CHART

LAP 6 @ 15:53:17.038			LAP 7 @ 15:55:10.701			LAP 8 @ 15:57:03.153			LAP 9 @ 15:58:56.268			LAP 10 @ 16:00:48.447		
NO	BEHIND	LAP TIME	NO	BEHIND	LAP TIME	NO	BEHIND	LAP TIME	NO	BEHIND	LAP TIME	NO	BEHIND	LAP TIME
67		1:52.447	66		1:53.324	7		1:52.319	7		1:53.115	66		1:51.459
66	0.339	1:52.151	7	0.133	1:53.411	66	0.458	1:52.910	66	0.720	1:53.377	7	0.450	1:52.629
7	0.385	1:53.326	16	0.260	1:53.164	16	0.920	1:53.112	16	1.100	1:53.295	16	1.040	1:52.119
16	0.759	1:51.749	11	0.957	1:52.018	11	1.699	1:53.194	11	1.476	1:52.892	11	1.727	1:52.430
11	2.602	1:51.519	44	3.355	1:52.374	44	3.307	1:52.404	44	2.283	1:52.091	44	2.752	1:52.648
44	4.644	1:51.801	4	10.334	1:52.860	4	10.824	1:52.942	4	9.864	1:52.155	80	1 Lap	2:07.651
4	11.137	1:52.915	247	11.764	1:53.060	247	12.513	1:53.201	247	13.667	1:54.269	4	10.087	1:52.402
247	12.367	1:53.045	9	12.641	1:52.937	9	12.914	1:52.725	9	14.060	1:54.261	247	15.228	1:53.740
9	13.367	1:53.169	67	19.207	2:12.870 P	67	20.418	1:53.663	67	18.472	1:51.169	9	16.016	1:54.135
3	26.906	1:56.483	3	28.546	1:55.303	3	31.186	1:55.092	3	33.326	1:55.255	67	16.500	1:50.207
56	30.582	1:57.042	56	33.394	1:56.475	56	37.679	1:56.737	56	40.920	1:56.356	3	35.705	1:54.558
50	37.968	1:58.101	50	42.318	1:58.013	50	48.759	1:58.893	50	54.004	1:58.360	56	45.007	1:56.266
25	42.390	1:58.674	25	47.610	1:58.883	25	53.872	1:58.714	25	59.825	1:59.068	50	1:00.131	1:58.306
14	45.434	1:59.637	14	50.869	1:59.098	14	57.731	1:59.314	14	1:03.558	1:58.942	25	1:06.876	1:59.230
26	46.061	1:59.216	26	51.629	1:59.231	26	58.388	1:59.211	26	1:04.229	1:58.956	14	1:09.741	1:58.362
65	52.223	1:59.553	65	58.182	1:59.622	65	1:05.321	1:59.591	65	1:11.826	1:59.620	26	1:10.820	1:58.770
86	55.824	1:59.656	86	1:01.830	1:59.669	86	1:09.488	2:00.110	86	1:16.220	1:59.847	65	1:19.413	1:59.766
69	57.083	2:00.181	69	1:04.208	2:00.788	69	1:12.266	2:00.510	69	1:20.023	2:00.872	86	1:24.413	2:00.372
77	57.282	1:59.599	77	1:04.392	2:00.773	96	1:12.511	1:59.787	96	1:20.349	2:00.953	69	1:28.240	2:00.396
96	58.188	2:00.122	96	1:05.176	2:00.651	77	1:19.023	2:07.083	77	1:26.162	2:00.254	96	1:28.735	2:00.565
64	1:20.234	2:02.065	64	1:27.558	2:00.987	64	1:36.247	2:01.141	64	1:43.616	2:00.484	77	1:34.466	2:00.483
80	1:22.631	2:04.887	80	1:32.691	2:03.723	80	1:44.438	2:04.199	23	1:48.599	1:51.352	23	1:48.998	1:52.578
23	1:50.622	1:55.430	23	1:50.942	1:53.983	23	1:50.362	1:51.872						



# GT Cup Championship

## RACE 14 - LAP CHART

LAP 11 @ 16:02:38.208			LAP 12 @ 16:04:28.262			LAP 13 @ 16:06:19.051			LAP 14 @ 16:08:10.738			LAP 15 @ 16:10:03.123		
NO	BEHIND	LAP TIME	NO	BEHIND	LAP TIME	NO	BEHIND	LAP TIME	NO	BEHIND	LAP TIME	NO	BEHIND	LAP TIME
66		1:49.761	66		1:50.054	66		1:50.789	66		1:51.687	66		1:52.385
7	3.778	1:53.089	23	1 Lap	1:52.549	23	1 Lap	1:52.263	23	1 Lap	1:52.550	23	1 Lap	1:52.404
16	4.712	1:53.433	7	5.514	1:51.790	7	7.409	1:52.684	7	7.869	1:52.147	64	3 Laps	5:22.018 P
11	5.119	1:53.153	16	6.039	1:51.381	16	8.104	1:52.854	16	8.512	1:52.095	77	2 Laps	2:01.492
44	5.387	1:52.396	11	6.660	1:51.595	11	8.619	1:52.748	11	9.238	1:52.306	7	7.624	1:52.140
64	1 Lap	2:03.756	44	7.460	1:52.127	44	9.314	1:52.643	44	9.772	1:52.145	16	8.461	1:52.334
4	14.428	1:54.102	4	17.129	1:52.755	4	19.717	1:53.377	4	20.993	1:52.963	11	8.968	1:52.115
247	19.956	1:54.489	64	1 Lap	2:02.176	67	22.748	1:51.634	67	21.769	1:50.708	44	9.429	1:52.042
67	20.302	1:53.563	67	21.903	1:51.655	247	28.603	1:54.693	247	31.316	1:54.400	67	20.221	1:50.837
9	21.390	1:55.135	247	24.699	1:54.797	9	29.160	1:54.484	9	31.767	1:54.294	4	28.836	2:00.228
80	1 Lap	2:07.463	9	25.465	1:54.129	3	50.698	1:55.731	80	2 Laps	3:35.958 P	247	33.528	1:54.597
3	41.099	1:55.155	80	1 Lap	2:06.017	56	1:04.149	1:56.904	3	53.810	1:54.799	9	34.037	1:54.655
56	51.503	1:56.257	3	45.756	1:54.711	69	1 Lap	3:17.962 P	56	1:09.162	1:56.700	80	2 Laps	2:03.232
50	1:09.125	1:58.755	56	58.034	1:56.585	50	1:26.723	1:58.991	14	1 Lap	3:29.453 P	3	57.020	1:55.595
25	1:16.270	1:59.155	50	1:18.521	1:59.450	26	1:38.223	1:59.700	25	1 Lap	3:32.585 P	26	1 Lap	3:29.939 P
14	1:18.896	1:58.916	25	1:26.155	1:59.939	65	1:48.005	1:59.461	69	1 Lap	2:02.273	14	1 Lap	2:04.135
26	1:20.464	1:59.405	14	1:28.371	1:59.529	77	1 Lap	3:44.352 P	86	1 Lap	3:33.178 P	50	1 Lap	3:46.252 P
65	1:29.339	1:59.687	26	1:29.312	1:58.902				96	1 Lap	3:31.501 P	25	1 Lap	2:05.111
86	1:34.759	2:00.107	65	1:39.333	2:00.048							69	1 Lap	1:59.315
69	1:38.881	2:00.402	86	1:44.578	1:59.873							65	1 Lap	3:35.562 P
96	1:39.338	2:00.364	96	1:50.118	2:00.834							86	1 Lap	2:05.307
77	1:44.585	1:59.880										96	1 Lap	2:03.926



# GT Cup Championship

## RACE 14 - LAP CHART

LAP 16 @ 16:12:05.408			LAP 17 @ 16:13:58.941			LAP 18 @ 16:17:13.491			LAP 19 @ 16:19:10.447			LAP 20 @ 16:20:57.478		
NO	BEHIND	LAP TIME	NO	BEHIND	LAP TIME	NO	BEHIND	LAP TIME	NO	BEHIND	LAP TIME	NO	BEHIND	LAP TIME
16		1:53.824	44		1:51.310	44		3:14.550 P	11		1:49.236	11		1:47.031
44	2.223	1:55.079	4	1 Lap	3:28.660 P	11	7.720	1:48.665	44	0.001	1:56.957	44	5.803	1:52.833
77	2 Laps	2:00.493	77	2 Laps	1:56.818	16	7.755	1:56.217	16	1.362	1:50.563	16	6.333	1:52.002
64	3 Laps	2:32.885	67	1 Lap	3:45.585 P	14	1 Lap	1:59.124	66	6.198	1:48.912	66	7.732	1:48.565
80	2 Laps	1:58.039	9	1 Lap	3:37.200 P	66	14.242	1:49.515	14	1 Lap	1:58.515	7	24.453	1:53.110
3	50.429	1:55.694	247	1 Lap	3:39.072 P	26	1 Lap	1:58.565	26	1 Lap	1:58.220	23	1 Lap	1:52.615
56	1 Lap	3:47.301 P	64	3 Laps	2:03.810	25	1 Lap	1:59.559	7	18.374	1:51.836	26	1 Lap	1:58.638
14	1 Lap	1:57.937	80	2 Laps	1:58.614	7	23.494	1:52.558	25	1 Lap	1:59.177	25	1 Lap	1:58.893
26	1 Lap	2:03.994	56	1 Lap	1:55.459	69	1 Lap	1:59.502	23	1 Lap	1:50.539	4	31.488	1:49.427
25	1 Lap	1:59.358	16	1:26.088	3:19.621 P	23	1 Lap	1:49.934	69	1 Lap	1:59.802	67	31.721	1:49.474
50	1 Lap	2:06.451	14	1 Lap	1:57.617	50	1 Lap	1:59.781	50	1 Lap	1:59.909	69	1 Lap	1:59.755
69	1 Lap	2:02.122	26	1 Lap	1:58.372	4	37.038	1:55.851	4	29.092	1:49.010	50	1 Lap	1:59.525
11	1:36.119	3:29.436 P	25	1 Lap	1:59.044	67	37.380	1:50.052	67	29.278	1:48.854	14	1 Lap	2:19.050 P
66	1:39.657	3:41.942 P	11	1:33.605	1:51.019	86	1 Lap	2:00.195	86	1 Lap	1:59.396	86	1 Lap	1:59.485
7	1:42.691	3:37.352 P	66	1:39.277	1:53.153	96	1 Lap	2:00.812	96	1 Lap	1:59.227	247	56.041	1:52.725
86	1 Lap	2:01.258	69	1 Lap	2:00.509	77	1 Lap	1:57.769	77	1 Lap	1:57.041	96	1 Lap	1:59.079
65	1 Lap	2:10.523	50	1 Lap	2:01.343	247	55.968	1:55.335	247	50.347	1:51.335	77	1 Lap	1:58.043
96	1 Lap	1:59.591	7	1:45.486	1:56.328	65	1 Lap	2:08.772	9	57.599	1:56.765	9	1:06.568	1:56.000
23	1 Lap	3:47.081 P	23	1 Lap	1:54.996	9	57.790	1:57.307	65	1 Lap	2:08.029	65	1 Lap	2:08.084
			86	1 Lap	2:00.679	3	1:16.736	2:03.921	3	1:19.210	1:59.430	56	1:30.397	1:51.873
			4	1:55.737	1:54.059	80	1 Lap	1:57.783	56	1:25.555	1:51.275	3	1:32.666	2:00.487
			96	1 Lap	2:01.302	56	1:31.236	1:50.753	80	1 Lap	1:57.438			
			67	2:01.878	1:51.890	64	2 Laps	2:02.104	64	2 Laps	2:02.141			
			65	1 Lap	2:09.157									
			77	1 Lap	1:57.327									
			9	2:15.033	1:59.614									
			247	2:15.183	1:58.401									
			3	2:27.365	3:30.469 P									
			80	1 Lap	1:58.500									
			64	2 Laps	2:02.898									
			56	2:55.033	1:51.314									



# GT Cup Championship

## RACE 14 - LAP CHART

LAP 21 @ 16:22:45.265			LAP 22 @ 16:24:33.101			LAP 23 @ 16:26:21.637			LAP 24 @ 16:28:09.361			LAP 25 @ 16:29:57.115		
NO	BEHIND	LAP TIME	NO	BEHIND	LAP TIME	NO	BEHIND	LAP TIME	NO	BEHIND	LAP TIME	NO	BEHIND	LAP TIME
11		1:47.787	11		1:47.836	11		1:48.536	11		1:47.724	11		1:47.754
64	3 Laps	2:02.447	65	2 Laps	2:11.017	3	1 Lap	2:00.943	66	14.463	1:48.610	66	15.089	1:48.380
44	9.799	1:51.783	66	13.868	1:51.025	66	13.577	1:48.245	16	23.645	1:51.110	16	26.637	1:50.746
66	10.679	1:50.734	16	17.500	1:54.619	16	20.259	1:51.295	3	1 Lap	2:01.588	23	1 Lap	1:49.852
16	10.717	1:52.171	64	3 Laps	2:03.810	65	2 Laps	2:08.229	23	1 Lap	1:49.582	67	38.767	1:47.616
80	2 Laps	2:18.172 P	80	2 Laps	2:01.800	23	1 Lap	1:50.049	67	38.905	1:50.022	3	1 Lap	2:00.730
7	27.828	1:51.162	23	1 Lap	1:50.413	80	2 Laps	1:58.927	7	40.441	1:52.367	7	45.523	1:52.836
23	1 Lap	1:51.140	7	32.252	1:52.260	7	35.798	1:52.082	4	41.030	1:52.195	4	46.104	1:52.828
4	33.731	1:50.030	44	34.007	2:12.044 P	4	36.559	1:50.185	65	2 Laps	2:07.948	44	55.889	1:54.203
67	33.945	1:50.011	4	34.910	1:49.015	67	36.607	1:49.910	80	2 Laps	1:58.902	80	2 Laps	1:59.671
26	1 Lap	1:59.428	67	35.233	1:49.124	64	3 Laps	2:03.115	44	49.440	1:53.321	65	2 Laps	2:07.698
25	1 Lap	1:59.135	26	1 Lap	1:58.716	44	43.843	1:58.372	64	3 Laps	2:02.689	64	3 Laps	2:02.500
69	1 Lap	1:59.150	25	1 Lap	1:59.193	26	1 Lap	1:59.143	26	1 Lap	1:58.632	247	1:20.131	1:53.250
50	1 Lap	1:59.275	50	1 Lap	1:59.054	25	1 Lap	1:58.817	247	1:14.635	1:52.853	26	1 Lap	1:58.669
14	1 Lap	2:00.627	247	1:05.014	1:52.195	247	1:09.506	1:53.028	25	1 Lap	1:58.848	25	1 Lap	1:58.651
247	1:00.655	1:52.401	14	1 Lap	1:57.430	50	1 Lap	2:01.276	50	1 Lap	2:01.182	14	1 Lap	1:58.899
86	1 Lap	1:59.737	86	1 Lap	1:59.353	14	1 Lap	1:58.303	14	1 Lap	2:01.366	50	1 Lap	2:00.434
96	1 Lap	1:59.751	77	1 Lap	1:57.739	77	1 Lap	1:58.120	77	1 Lap	1:57.357	77	1 Lap	1:57.681
77	1 Lap	1:57.595	96	1 Lap	2:00.490	86	1 Lap	1:59.947	9	1:41.654	1:57.050	9	1:50.351	1:56.451
9	1:15.217	1:56.436	69	1 Lap	2:17.022 P	9	1:32.328	1:56.785	86	1 Lap	1:59.827	56	1:50.572	1:53.503
56	1:34.034	1:51.424	9	1:24.079	1:56.698	96	1 Lap	1:59.929	96	1 Lap	1:59.756			
3	1:47.392	2:02.513	56	1:37.401	1:51.203	69	1 Lap	2:01.821	56	1:44.823	1:52.109			
						56	1:40.438	1:51.573	69	1 Lap	1:58.654			



# GT Cup Championship

## RACE 14 - LAP CHART

LAP 26 @ 16:31:48.084			LAP 27 @ 16:33:44.687		
NO	BEHIND	LAP TIME	NO	BEHIND	LAP TIME
11		1:50.969	11		1:56.603
86	2 Laps	2:00.797	9	1 Lap	1:58.802
96	2 Laps	2:00.472	66	5.037	1:49.235
69	2 Laps	1:59.528	86	2 Laps	2:00.097
66	12.405	1:48.285	96	2 Laps	2:01.467
16	26.626	1:50.958	69	2 Laps	2:01.685
23	1 Lap	1:48.765	16	19.505	1:49.482
67	35.487	1:47.689	23	1 Lap	1:48.951
4	48.296	1:53.161	67	26.784	1:47.900
7	48.676	1:54.122	4	42.173	1:50.480
3	1 Lap	2:02.020	7	44.666	1:52.593
44	57.446	1:52.526	44	54.723	1:53.880
80	2 Laps	1:58.810	3	1 Lap	2:01.527
65	2 Laps	2:07.776	80	2 Laps	1:58.303
247	1:22.087	1:52.925	247	1:18.813	1:53.329
64	3 Laps	2:04.080	64	3 Laps	2:03.463
26	1 Lap	1:58.310	65	2 Laps	2:05.618
25	1 Lap	1:58.507	26	1 Lap	1:58.532
14	1 Lap	1:58.249	25	1 Lap	1:58.638
50	1 Lap	1:59.030	14	1 Lap	1:58.206
77	1 Lap	1:57.941	50	1 Lap	1:59.480
56	1:55.658	1:56.055	77	1 Lap	1:57.536
			56	1:57.183	1:58.128



# GT Cup Championship

## RACE 14 - SECTOR ANALYSIS



SECTOR 1 = FL to I1, SECTOR 2 = I1 to I2, SECTOR 3 = I2 to FL, DIFF = Difference To Personal Best Lap, P = Crossed Finish Line in Pit Lane, D = Time Disallowed

P1 11 GT3 Ram Racing				Mercedes AMG GT3			
IDEAL LAP TIME : 1:47.031		BEST LAP TIME : 1:47.031		DIFFERENCE : 0.000			
D1: Mike PRICE		D2: Callum MACLEOD (P)					
LAP	SECTOR 1	SECTOR 2	SECTOR 3	LAP TIME	MPH	DIFF	TIME OF DAY
1 - D1		40.150	37.303	1:57.349	91.07	10.318	15:43:55.782
2 - D1	36.119	40.050	37.425	1:53.594	94.09	6.563	15:45:49.376
3 - D1	35.152	40.989	37.356	1:53.497	94.17	6.466	15:47:42.873
4 - D1	35.246	40.203	37.345	1:52.794	94.75	5.763	15:49:35.667
5 - D1	35.089	40.030	37.335	1:52.454	95.04	5.423	15:51:28.121
6 - D1	34.877	39.639	37.003	1:51.519	95.84	4.488	15:53:19.640
7 - D1	34.885	39.641	37.492	1:52.018	95.41	4.987	15:55:11.658
8 - D1	35.580	40.108	37.506	1:53.194	94.42	6.163	15:57:04.852
9 - D1	35.009	40.062	37.821	1:52.892	94.67	5.861	15:58:57.744
10 - D1	35.008	40.050	37.372	1:52.430	95.06	5.399	16:00:50.174
11 - D1	34.657	40.024	38.472	1:53.153	94.45	6.122	16:02:43.327
12 - D1	34.953	39.538	37.104	1:51.595	95.77	4.564	16:04:34.922
13 - D1	34.931	40.301	37.516	1:52.748	94.79	5.717	16:06:27.670
14 - D1	34.769	40.325	37.212	1:52.306	95.16	5.275	16:08:19.976
15 - D1	34.840	39.942	37.333	1:52.115	95.33	5.084	16:10:12.091
16 - D1	36.530	40.209	IN PIT	3:29.436	P 51.03	1:42.405	16:13:41.527
17 - D1	OUTLAP	39.124	35.515	1:51.019	96.27	3.988	16:15:32.546
18 - D1	34.037	38.602	36.026	1:48.665	98.35	1.634	16:17:21.211
19 - D1	33.633	38.324	37.279	1:49.236	97.84	2.205	16:19:10.447
20 - D1	33.494	38.172	35.365	1:47.031 (1)	99.85		16:20:57.478
21 - D1	33.652	38.728	35.407	1:47.787	99.15	0.756	16:22:45.265
22 - D1	33.610	38.387	35.839	1:47.836	99.11	0.805	16:24:33.101
23 - D1	34.738	38.318	35.480	1:48.536	98.47	1.505	16:26:21.637
24 - D1	33.664	38.570	35.490	1:47.724 (2)	99.21	0.693	16:28:09.361
25 - D1	33.621	38.489	35.644	1:47.754 (3)	99.18	0.723	16:29:57.115
26 - D1	34.334	39.244	37.391	1:50.969	96.31	3.938	16:31:48.084
27 - D1	36.230	41.897	38.476	1:56.603	91.66	9.572	16:33:44.687

P2 66 GT3 Enduro Motorsport				Mclaren 720S GT3			
IDEAL LAP TIME : 1:48.101		BEST LAP TIME : 1:48.245		DIFFERENCE : 0.144			
D1: Morgan TILLBROOK		D2: Marcus CLUTTON (P)					
LAP	SECTOR 1	SECTOR 2	SECTOR 3	LAP TIME	MPH	DIFF	TIME OF DAY
1 - D2		40.344	37.200	1:57.637	90.85	9.392	15:43:56.070
2 - D2	35.023	39.897	37.170	1:52.090	95.35	3.845	15:45:48.160
3 - D2	35.160	40.703	37.004	1:52.867	94.69	4.622	15:47:41.027
4 - D2	34.970	39.980	37.364	1:52.314	95.16	4.069	15:49:33.341
5 - D2	35.623	39.368	36.894	1:51.885	95.52	3.640	15:51:25.226
6 - D2	34.846	39.962	37.343	1:52.151	95.30	3.906	15:53:17.377
7 - D2	35.527	40.397	37.400	1:53.324	94.31	5.079	15:55:10.701
8 - D2	35.427	40.403	37.080	1:52.910	94.66	4.665	15:57:03.611
9 - D2	35.402	40.057	37.918	1:53.377	94.27	5.132	15:58:56.988
10 - D2	34.821	39.715	36.923	1:51.459	95.89	3.214	16:00:48.447
11 - D2	33.969	39.096	36.696	1:49.761	97.37	1.516	16:02:38.208
12 - D2	34.234	39.136	36.684	1:50.054	97.11	1.809	16:04:28.262
13 - D2	34.250	39.788	36.751	1:50.789	96.47	2.544	16:06:19.051
14 - D2	35.123	39.193	37.371	1:51.687	95.69	3.442	16:08:10.738
15 - D2	35.504	39.774	37.107	1:52.385	95.10	4.140	16:10:03.123
16 - D2	34.481	39.497	IN PIT	3:41.942	P 48.15	1:53.697	16:13:45.065
17 - D2	OUTLAP	38.931	37.154	1:53.153	94.45	4.908	16:15:38.218
18 - D2	34.098	38.762	36.655	1:49.515	97.59	1.270	16:17:27.733
19 - D2	34.261	38.682	35.969	1:48.912	98.13	0.667	16:19:16.645
20 - D2	33.853	38.746	35.966	1:48.565	98.44	0.320	16:21:05.210
21 - D2	33.850	39.940	36.944	1:50.734	96.52	2.489	16:22:55.944
22 - D2	35.832	39.055	36.138	1:51.025	96.26	2.780	16:24:46.969
23 - D2	33.766	38.615	35.864	1:48.245 (1)	98.73		16:26:35.214
24 - D2	33.971	38.687	35.952	1:48.610	98.40	0.365	16:28:23.824
25 - D2	33.871	38.780	35.729	1:48.380 (3)	98.61	0.135	16:30:12.204
26 - D2	33.800	38.619	35.866	1:48.285 (2)	98.70	0.040	16:32:00.489
27 - D2	33.757	38.987	36.491	1:49.235	97.84	0.990	16:33:49.724



# GT Cup Championship

## RACE 14 - SECTOR ANALYSIS



SECTOR 1 = FL to I1, SECTOR 2 = I1 to I2, SECTOR 3 = I2 to FL, DIFF = Difference To Personal Best Lap, P = Crossed Finish Line in Pit Lane, D = Time Disallowed

P3 16 GT3 Ram Racing			Mercedes AMG GT3				
IDEAL LAP TIME : 1:49.351		BEST LAP TIME : 1:49.482		DIFFERENCE : 0.131			
D1: Ian LOGGIE							
LAP	SECTOR 1	SECTOR 2	SECTOR 3	LAP TIME	MPH	DIFF	TIME OF DAY
1 - D1		40.076	37.668	1:56.521	91.72	7.039	15:43:54.954
2 - D1	35.247	39.715	37.383	1:52.345	95.13	2.863	15:45:47.299
3 - D1	35.463	42.122	37.032	1:54.617	93.25	5.135	15:47:41.916
4 - D1	34.480	39.974	37.428	1:51.882	95.52	2.400	15:49:33.798
5 - D1	35.824	39.606	36.820	1:52.250	95.21	2.768	15:51:26.048
6 - D1	34.905	39.456	37.388	1:51.749	95.64	2.267	15:53:17.797
7 - D1	35.691	39.934	37.539	1:53.164	94.44	3.682	15:55:10.961
8 - D1	35.775	40.189	37.148	1:53.112	94.49	3.630	15:57:04.073
9 - D1	35.218	39.967	38.110	1:53.295	94.33	3.813	15:58:57.368
10 - D1	34.786	40.120	37.213	1:52.119	95.32	2.637	16:00:49.487
11 - D1	34.706	40.119	38.608	1:53.433	94.22	3.951	16:02:42.920
12 - D1	34.519	39.847	37.015	1:51.381	95.95	1.899	16:04:34.301
13 - D1	35.197	40.295	37.362	1:52.854	94.70	3.372	16:06:27.155
14 - D1	34.782	40.114	37.199	1:52.095	95.34	2.613	16:08:19.250
15 - D1	34.743	40.406	37.185	1:52.334	95.14	2.852	16:10:11.584
16 - D1	36.177	40.385	37.262	1:53.824	93.90	4.342	16:12:05.408
17 - D1	34.216	38.987	IN PIT	3:19.621 P	53.54	1:30.139	16:15:25.029
18 - D1	OUTLAP	40.696	37.190	1:56.217	91.96	6.735	16:17:21.246
19 - D1	34.858	39.046	36.659	1:50.563 (2)	96.66	1.081	16:19:11.809
20 - D1	34.704	39.661	37.637	1:52.002	95.42	2.520	16:21:03.811
21 - D1	34.837	40.008	37.326	1:52.171	95.28	2.689	16:22:55.982
22 - D1	36.554	40.185	37.880	1:54.619	93.24	5.137	16:24:50.601
23 - D1	34.793	39.352	37.150	1:51.295	96.03	1.813	16:26:41.896
24 - D1	34.460	39.150	37.500	1:51.110	96.19	1.628	16:28:33.006
25 - D1	34.980	39.267	36.499	1:50.746 (3)	96.50	1.264	16:30:23.752
26 - D1	34.470	39.012	37.476	1:50.958	96.32	1.476	16:32:14.710
27 - D1	34.347	38.982	36.153	1:49.482 (1)	97.62		16:34:04.192

P4 67 GT3 Orange Racing powered by JMH			Mclaren 720S GT3				
IDEAL LAP TIME : 1:47.475		BEST LAP TIME : 1:47.616		DIFFERENCE : 0.141			
D1: Simon ORANGE		D2: Michael O'BRIEN (P)					
LAP	SECTOR 1	SECTOR 2	SECTOR 3	LAP TIME	MPH	DIFF	TIME OF DAY
1 - D1		40.016	37.519	1:56.868	91.45	9.252	15:43:55.301
2 - D1	35.472	39.799	37.144	1:52.415	95.07	4.799	15:45:47.716
3 - D1	35.301	40.229	37.312	1:52.842	94.71	5.226	15:47:40.558
4 - D1	34.962	40.141	37.641	1:52.744	94.79	5.128	15:49:33.302
5 - D1	34.738	39.708	36.843	1:51.289	96.03	3.673	15:51:24.591
6 - D1	35.063	40.034	37.350	1:52.447	95.04	4.831	15:53:17.038
7 - D1	34.203	39.370	IN PIT	2:12.870 P	80.44	25.254	15:55:29.908
8 - D1	OUTLAP	39.386	36.552	1:53.663	94.03	6.047	15:57:23.571
9 - D1	34.276	39.655	37.238	1:51.169	96.14	3.553	15:59:14.740
10 - D1	34.243	39.519	36.445	1:50.207	96.98	2.591	16:01:04.947
11 - D1	35.654	39.630	38.279	1:53.563	94.11	5.947	16:02:58.510
12 - D1	35.150	39.747	36.758	1:51.655	95.72	4.039	16:04:50.165
13 - D1	34.166	40.354	37.114	1:51.634	95.74	4.018	16:06:41.799
14 - D1	34.274	39.712	36.722	1:50.708	96.54	3.092	16:08:32.507
15 - D1	34.427	39.646	36.764	1:50.837	96.43	3.221	16:10:23.344
16 - D1	34.615	39.729	IN PIT	3:45.585 P	47.37	1:57.969	16:14:08.929
17 - D1	OUTLAP	38.521	36.337	1:51.890	95.52	4.274	16:16:00.819
18 - D1	33.701	39.232	37.119	1:50.052	97.11	2.436	16:17:50.871
19 - D1	33.932	38.571	36.351	1:48.854	98.18	1.238	16:19:39.725
20 - D1	34.645	38.564	36.265	1:49.474	97.63	1.858	16:21:29.199
21 - D1	34.686	39.324	36.001	1:50.011	97.15	2.395	16:23:19.210
22 - D1	33.986	38.796	36.342	1:49.124	97.94	1.508	16:25:08.334
23 - D1	33.900	39.128	36.882	1:49.910	97.24	2.294	16:26:58.244
24 - D1	34.332	39.626	36.064	1:50.022	97.14	2.406	16:28:48.266
25 - D1	33.548	38.467	35.601	1:47.616 (1)	99.31		16:30:35.882
26 - D1	33.607	38.387	35.695	1:47.689 (2)	99.24	0.073	16:32:23.571
27 - D1	33.824	38.536	35.540	1:47.900 (3)	99.05	0.284	16:34:11.471



# GT Cup Championship

## RACE 14 - SECTOR ANALYSIS



SECTOR 1 = FL to I1, SECTOR 2 = I1 to I2, SECTOR 3 = I2 to FL, DIFF = Difference To Personal Best Lap, P = Crossed Finish Line in Pit Lane, D = Time Disallowed

P5 4 GT3 Tecserve				Mercedes AMG GT3			
IDEAL LAP TIME : 1:48.680		BEST LAP TIME : 1:49.010		DIFFERENCE : 0.330			
D1: Grahame TILLEY		D2: Will TREGURTHA (P)					
LAP	SECTOR 1	SECTOR 2	SECTOR 3	LAP TIME	MPH	DIFF	TIME OF DAY
1 - D1		41.250	38.189	2:01.269	88.13	12.259	15:43:59.702
2 - D1	35.352	40.575	37.457	1:53.384	94.26	4.374	15:45:53.086
3 - D1	35.674	40.700	37.478	1:53.852	93.87	4.842	15:47:46.938
4 - D1	35.322	42.334	37.595	1:55.251	92.73	6.241	15:49:42.189
5 - D1	35.394	40.026	37.651	1:53.071	94.52	4.061	15:51:35.260
6 - D1	35.173	40.077	37.665	1:52.915	94.65	3.905	15:53:28.175
7 - D1	35.198	40.290	37.372	1:52.860	94.70	3.850	15:55:21.035
8 - D1	34.934	40.351	37.657	1:52.942	94.63	3.932	15:57:13.977
9 - D1	35.037	39.977	37.141	1:52.155	95.29	3.145	15:59:06.132
10 - D1	35.067	39.998	37.337	1:52.402	95.08	3.392	16:00:58.534
11 - D1	35.851	40.351	37.900	1:54.102	93.67	5.092	16:02:52.636
12 - D1	35.033	40.263	37.459	1:52.755	94.79	3.745	16:04:45.391
13 - D1	35.492	40.250	37.635	1:53.377	94.27	4.367	16:06:38.768
14 - D1	35.027	40.444	37.492	1:52.963	94.61	3.953	16:08:31.731
15 - D1	35.002	47.409	37.817	2:00.228	88.89	11.218	16:10:31.959
16 - D1	35.562	40.336	IN PIT	3:28.660	P 51.22	1:39.650	16:14:00.619
17 - D1	OUTLAP	39.467	36.357	1:54.059	93.70	5.049	16:15:54.678
18 - D1	38.931	40.016	36.904	1:55.851	92.25	6.841	16:17:50.529
19 - D1	33.872	38.883	36.255	1:49.010 (1)	98.04		16:19:39.539
20 - D1	34.474	38.809	36.144	1:49.427 (3)	97.67	0.417	16:21:28.966
21 - D1	34.640	39.391	35.999	1:50.030	97.13	1.020	16:23:18.996
22 - D1	33.887	38.960	36.168	1:49.015 (2)	98.04	0.005	16:25:08.011
23 - D1	34.018	39.030	37.137	1:50.185	97.00	1.175	16:26:58.196
24 - D1	35.154	39.693	37.348	1:52.195	95.26	3.185	16:28:50.391
25 - D1	34.654	40.135	38.039	1:52.828	94.72	3.818	16:30:43.219
26 - D1	34.756	40.939	37.466	1:53.161	94.45	4.151	16:32:36.380
27 - D1	34.945	39.361	36.174	1:50.480	96.74	1.470	16:34:26.860

P6 7 GTO Raw Motorsport				Radical RXC			
IDEAL LAP TIME : 1:50.849		BEST LAP TIME : 1:51.162		DIFFERENCE : 0.313			
D1: Steve BURGESS		D2: Ben DIMMACK					
LAP	SECTOR 1	SECTOR 2	SECTOR 3	LAP TIME	MPH	DIFF	TIME OF DAY
1 - D1		40.107	37.696	1:56.063	92.08	4.901	15:43:54.496
2 - D1	34.989	39.947	37.406	1:52.342	95.13	1.180	15:45:46.838
3 - D1	35.341	40.362	37.204	1:52.907	94.66	1.745	15:47:39.745
4 - D1	35.445	39.952	37.000	1:52.397	95.09	1.235	15:49:32.142
5 - D1	34.771	40.161	37.023	1:51.955	95.46	0.793	15:51:24.097
6 - D1	35.265	39.727	38.334	1:53.326	94.31	2.164	15:53:17.423
7 - D1	35.014	39.981	38.416	1:53.411	94.24	2.249	15:55:10.834
8 - D1	34.966	40.057	37.296	1:52.319	95.15	1.157	15:57:03.153
9 - D1	35.431	39.868	37.816	1:53.115	94.48	1.953	15:58:56.268
10 - D1	34.994	40.522	37.113	1:52.629	94.89	1.467	16:00:48.897
11 - D1	34.841	40.189	38.059	1:53.089	94.51	1.927	16:02:41.986
12 - D1	34.674	39.910	37.206	1:51.790 (2)	95.60	0.628	16:04:33.776
13 - D1	35.313	40.023	37.348	1:52.684	94.85	1.522	16:06:26.460
14 - D1	34.981	40.024	37.142	1:52.147	95.30	0.985	16:08:18.607
15 - D1	34.905	40.080	37.155	1:52.140	95.31	0.978	16:10:10.747
16 - D1	35.598	42.063	IN PIT	3:37.352	P 49.17	1:46.190	16:13:48.099
17 - D1	OUTLAP	40.425	37.818	1:56.328	91.87	5.166	16:15:44.427
18 - D1	34.954	39.771	37.833	1:52.558	94.95	1.396	16:17:36.985
19 - D1	34.881	39.721	37.234	1:51.836 (3)	95.56	0.674	16:19:28.821
20 - D1	34.951	41.003	37.156	1:53.110	94.49	1.948	16:21:21.931
21 - D1	34.553	39.359	37.250	1:51.162 (1)	96.14		16:23:13.093
22 - D1	34.490	40.523	37.247	1:52.260	95.20	1.098	16:25:05.353
23 - D1	34.697	39.970	37.415	1:52.082	95.35	0.920	16:26:57.435
24 - D1	34.782	40.153	37.432	1:52.367	95.11	1.205	16:28:49.802
25 - D1	35.012	40.192	37.632	1:52.836	94.72	1.674	16:30:42.638
26 - D1	35.170	41.126	37.826	1:54.122	93.65	2.960	16:32:36.760
27 - D1	35.325	39.888	37.380	1:52.593	94.92	1.431	16:34:29.353



# GT Cup Championship

## RACE 14 - SECTOR ANALYSIS



SECTOR 1 = FL to I1, SECTOR 2 = I1 to I2, SECTOR 3 = I2 to FL, DIFF = Difference To Personal Best Lap, P = Crossed Finish Line in Pit Lane, D = Time Disallowed

P7 44 GT3 Paddock Motorsport				McLaren 720S GT3			
IDEAL LAP TIME : 1:50.899		BEST LAP TIME : 1:51.310		DIFFERENCE : 0.411			
D1: Steve RUSTON		D2: John WHITEHOUSE					
LAP	SECTOR 1	SECTOR 2	SECTOR 3	LAP TIME	MPH	DIFF	TIME OF DAY
1 - D1		41.391	37.581	2:00.142	88.96	8.832	15:43:58.575
2 - D1	34.888	39.979	37.286	1:52.153	95.29	0.843	15:45:50.728
3 - D1	35.033	40.726	37.636	1:53.395	94.25	2.085	15:47:44.123
4 - D1	35.245	41.403	37.323	1:53.971	93.77	2.661	15:49:38.094
5 - D1	<b>34.561</b>	39.745	37.481	1:51.787 (3)	95.61	0.477	15:51:29.881
6 - D1	34.887	39.639	37.275	1:51.801	95.59	0.491	15:53:21.682
7 - D1	35.166	39.850	37.358	1:52.374	95.11	1.064	15:55:14.056
8 - D1	35.153	39.737	37.514	1:52.404	95.08	1.094	15:57:06.460
9 - D1	34.956	39.747	37.388	1:52.091	95.35	0.781	15:58:58.551
10 - D1	34.929	39.876	37.843	1:52.648	94.88	1.338	16:00:51.199
11 - D1	34.697	39.705	37.994	1:52.396	95.09	1.086	16:02:43.595
12 - D1	35.234	39.801	37.092	1:52.127	95.32	0.817	16:04:35.722
13 - D1	34.760	40.105	37.778	1:52.643	94.88	1.333	16:06:28.365
14 - D1	34.631	40.130	37.384	1:52.145	95.30	0.835	16:08:20.510
15 - D1	34.757	39.937	37.348	1:52.042	95.39	0.732	16:10:12.552
16 - D1	36.417	40.086	38.576	1:55.079	92.87	3.769	16:12:07.631
17 - D1	34.972	<b>39.264</b>	<b>37.074</b>	<b>1:51.310 (1)</b>	<b>96.02</b>		<b>16:13:58.941</b>
18 - D1	35.072	40.064	IN PIT	3:14.550 P	54.93	1:23.240	16:17:13.491
19 - D1	OUTLAP	40.308	37.786	1:56.957	91.38	5.647	16:19:10.448
20 - D1	35.515	39.762	37.556	1:52.833	94.72	1.523	16:21:03.281
21 - D1	34.801	39.806	37.176	1:51.783 (2)	95.61	0.473	16:22:55.064
22 - D1	36.518	40.260	IN PIT	2:12.044 P	80.94	20.734	16:25:07.108
23 - D1	OUTLAP	40.674	37.645	1:58.372	90.29	7.062	16:27:05.480
24 - D1	35.232	40.997	37.092	1:53.321	94.31	2.011	16:28:58.801
25 - D1	35.225	41.458	37.520	1:54.203	93.58	2.893	16:30:53.004
26 - D1	34.990	40.250	37.286	1:52.526	94.98	1.216	16:32:45.530
27 - D1	35.231	39.696	38.953	1:53.880	93.85	2.570	16:34:39.410

P8 247 GTC Racelab				Ferrari Challenge 488			
IDEAL LAP TIME : 1:51.296		BEST LAP TIME : 1:51.335		DIFFERENCE : 0.039			
D1: Lucky KHERA							
LAP	SECTOR 1	SECTOR 2	SECTOR 3	LAP TIME	MPH	DIFF	TIME OF DAY
1 - D1		41.100	38.033	2:01.704	87.82	10.369	15:44:00.137
2 - D1	35.970	40.676	37.372	1:54.018	93.74	2.683	15:45:54.155
3 - D1	35.609	40.386	37.413	1:53.408	94.24	2.073	15:47:47.563
4 - D1	35.442	41.946	38.104	1:55.492	92.54	4.157	15:49:43.055
5 - D1	35.758	40.333	37.214	1:53.305	94.33	1.970	15:51:36.360
6 - D1	35.272	40.404	37.369	1:53.045	94.54	1.710	15:53:29.405
7 - D1	35.376	40.260	37.424	1:53.060	94.53	1.725	15:55:22.465
8 - D1	35.305	40.484	37.412	1:53.201	94.41	1.866	15:57:15.666
9 - D1	35.560	40.880	37.829	1:54.269	93.53	2.934	15:59:09.935
10 - D1	35.633	40.564	37.543	1:53.740	93.96	2.405	16:01:03.675
11 - D1	35.617	40.480	38.392	1:54.489	93.35	3.154	16:02:58.164
12 - D1	36.276	40.862	37.659	1:54.797	93.10	3.462	16:04:52.961
13 - D1	35.783	40.379	38.531	1:54.693	93.18	3.358	16:06:47.654
14 - D1	36.032	40.589	37.779	1:54.400	93.42	3.065	16:08:42.054
15 - D1	35.899	40.902	37.796	1:54.597	93.26	3.262	16:10:36.651
16 - D1	35.865	40.730	IN PIT	3:39.072 P	48.78	1:47.737	16:14:15.723
17 - D1	OUTLAP	40.882	38.984	1:58.401	90.27	7.066	16:16:14.124
18 - D1	36.436	41.406	37.493	1:55.335	92.66	4.000	16:18:09.459
19 - D1	34.730	39.858	<b>36.747</b>	<b>1:51.335 (1)</b>	<b>95.99</b>		<b>16:20:00.794</b>
20 - D1	<b>34.718</b>	40.671	37.336	1:52.725	94.81	1.390	16:21:53.519
21 - D1	35.362	<b>39.831</b>	37.208	1:52.401 (3)	95.08	1.066	16:23:45.920
22 - D1	34.764	40.184	37.247	1:52.195 (2)	95.26	0.860	16:25:38.115
23 - D1	35.567	40.230	37.231	1:53.028	94.56	1.693	16:27:31.143
24 - D1	35.111	40.293	37.449	1:52.853	94.70	1.518	16:29:23.996
25 - D1	34.966	40.675	37.609	1:53.250	94.37	1.915	16:31:17.246
26 - D1	35.177	40.173	37.575	1:52.925	94.64	1.590	16:33:10.171
27 - D1	35.321	40.354	37.654	1:53.329	94.31	1.994	16:35:03.500



# GT Cup Championship

## RACE 14 - SECTOR ANALYSIS



SECTOR 1 = FL to I1, SECTOR 2 = I1 to I2, SECTOR 3 = I2 to FL, DIFF = Difference To Personal Best Lap, P = Crossed Finish Line in Pit Lane, D = Time Disallowed

P9 56 GTC FF Corse		Ferrari Challenge 488 EVO					
IDEAL LAP TIME : 1:50.751		BEST LAP TIME : 1:50.753		DIFFERENCE : 0.002			
D1: Roy MILLINGTON		D2: Benny SIMONSEN (P)					
LAP	SECTOR 1	SECTOR 2	SECTOR 3	LAP TIME	MPH	DIFF	TIME OF DAY
1 - D1		41.449	39.229	2:04.517	85.83	13.764	15:44:02.950
2 - D1	36.396	41.124	38.703	1:56.223	91.96	5.470	15:45:59.173
3 - D1	36.540	41.420	38.891	1:56.851	91.46	6.098	15:47:56.024
4 - D1	36.339	41.547	39.200	1:57.086	91.28	6.333	15:49:53.110
5 - D1	36.585	41.448	39.435	1:57.468	90.98	6.715	15:51:50.578
6 - D1	36.663	41.203	39.176	1:57.042	91.31	6.289	15:53:47.620
7 - D1	36.546	40.930	38.999	1:56.475	91.76	5.722	15:55:44.095
8 - D1	36.297	41.181	39.259	1:56.737	91.55	5.984	15:57:40.832
9 - D1	36.400	41.093	38.863	1:56.356	91.85	5.603	15:59:37.188
10 - D1	36.342	40.985	38.939	1:56.266	91.92	5.513	16:01:33.454
11 - D1	36.276	41.035	38.946	1:56.257	91.93	5.504	16:03:29.711
12 - D1	36.343	41.201	39.041	1:56.585	91.67	5.832	16:05:26.296
13 - D1	36.428	41.151	39.325	1:56.904	91.42	6.151	16:07:23.200
14 - D1	36.535	40.915	39.250	1:56.700	91.58	5.947	16:09:19.900
15 - D1	36.169	42.282	IN PIT	3:47.301	P 47.02	1:56.548	16:13:07.201
16 - D1	OUTLAP	39.597	37.253	1:55.459	92.57	4.706	16:15:02.660
17 - D1	34.640	39.521	37.153	1:51.314	96.01	0.561	16:16:53.974
18 - D1	34.501	39.365	36.887	1:50.753 (1)	96.50		16:18:44.727
19 - D1	34.546	39.651	37.078	1:51.275 (3)	96.05	0.522	16:20:36.002
20 - D1	34.529	39.771	37.573	1:51.873	95.53	1.120	16:22:27.875
21 - D1	34.755	39.470	37.199	1:51.424	95.92	0.671	16:24:19.299
22 - D1	34.554	39.464	37.185	1:51.203 (2)	96.11	0.450	16:26:10.502
23 - D1	34.743	39.945	36.885	1:51.573	95.79	0.820	16:28:02.075
24 - D1	34.907	39.512	37.690	1:52.109	95.33	1.356	16:29:54.184
25 - D1	35.271	40.440	37.792	1:53.503	94.16	2.750	16:31:47.687
26 - D1	36.412	41.594	38.049	1:56.055	92.09	5.302	16:33:43.742
27 - D1	40.699	40.181	37.248	1:58.128	90.47	7.375	16:35:41.870

P10 9 GTC Topcats Racing			Lamborghini Super Trofeo				
IDEAL LAP TIME : 1:52.474		BEST LAP TIME : 1:52.725		DIFFERENCE : 0.251			
D1: Jensen LUNN		D2: Warren GILBERT					
LAP	SECTOR 1	SECTOR 2	SECTOR 3	LAP TIME	MPH	DIFF	TIME OF DAY
1 - D1		41.698	38.142	2:02.517	87.23	9.792	15:44:00.950
2 - D1	35.527	40.951	37.634	1:54.112	93.66	1.387	15:45:55.062
3 - D1	35.307	40.297	37.554	1:53.158 (3)	94.45	0.433	15:47:48.220
4 - D1	35.193	41.652	38.303	1:55.148	92.82	2.423	15:49:43.368
5 - D1	35.886	40.543	37.439	1:53.868	93.86	1.143	15:51:37.236
6 - D1	35.558	40.242	37.369	1:53.169	94.44	0.444	15:53:30.405
7 - D1	35.139	39.966	37.832	1:52.937 (2)	94.63	0.212	15:55:23.342
8 - D1	35.280	40.052	37.393	1:52.725 (1)	94.81		15:57:16.067
9 - D1	35.579	40.735	37.947	1:54.261	93.54	1.536	15:59:10.328
10 - D1	35.726	40.679	37.730	1:54.135	93.64	1.410	16:01:04.463
11 - D1	35.924	40.899	38.312	1:55.135	92.83	2.410	16:02:59.598
12 - D1	35.288	40.782	38.059	1:54.129	93.64	1.404	16:04:53.727
13 - D1	35.495	40.463	38.526	1:54.484	93.35	1.759	16:06:48.211
14 - D1	35.804	40.722	37.768	1:54.294	93.51	1.569	16:08:42.505
15 - D1	35.753	40.922	37.980	1:54.655	93.21	1.930	16:10:37.160
16 - D1	35.770	40.788	IN PIT	3:37.200 P	49.20	1:44.475	16:14:14.360
17 - D1	OUTLAP	41.597	39.132	1:59.614	89.35	6.889	16:16:13.974
18 - D1	36.321	42.142	38.844	1:57.307	91.11	4.582	16:18:11.281
19 - D1	36.417	41.397	38.951	1:56.765	91.53	4.040	16:20:08.046
20 - D1	36.513	41.209	38.278	1:56.000	92.13	3.275	16:22:04.046
21 - D1	36.309	41.483	38.644	1:56.436	91.79	3.711	16:24:00.482
22 - D1	36.379	41.499	38.820	1:56.698	91.58	3.973	16:25:57.180
23 - D1	36.485	41.382	38.918	1:56.785	91.51	4.060	16:27:53.965
24 - D1	36.648	41.313	39.089	1:57.050	91.31	4.325	16:29:51.015
25 - D1	36.514	41.410	38.527	1:56.451	91.78	3.726	16:31:47.466
26 - D1	36.488	41.630	40.684	1:58.802	89.96	6.077	16:33:46.268



# GT Cup Championship

## RACE 14 - SECTOR ANALYSIS



SECTOR 1 = FL to I1, SECTOR 2 = I1 to I2, SECTOR 3 = I2 to FL, DIFF = Difference To Personal Best Lap, P = Crossed Finish Line in Pit Lane, D = Time Disallowed

P11 23 GT3 Greystone GT				McLaren 720S GT3			
IDEAL LAP TIME : 1:48.765		BEST LAP TIME : 1:48.765		DIFFERENCE : 0.000			
D1: Ian CAMPBELL		D2: Olli WEBB (P)					
LAP	SECTOR 1	SECTOR 2	SECTOR 3	LAP TIME	MPH	DIFF	TIME OF DAY
1 - D1		40.457	37.413	1:58.436	90.24	9.671	15:43:56.869
2 - D1	35.445	40.240	37.046	1:52.731	94.81	3.966	15:45:49.600
3 - D1	35.193	40.976	37.326	1:53.495	94.17	4.730	15:47:43.095
4 - D1	35.341	1:16.455	IN PIT	3:26.335	P 51.79	1:37.570	15:51:09.430
5 - D1	OUTLAP	42.076	37.916	2:02.800	87.03	14.035	15:53:12.230
6 - D1	35.661	40.866	38.903	1:55.430	92.59	6.665	15:55:07.660
7 - D1	35.705	40.627	37.651	1:53.983	93.76	5.218	15:57:01.643
8 - D1	34.828	40.093	36.951	1:51.872	95.53	3.107	15:58:53.515
9 - D1	34.685	40.091	36.576	1:51.352	95.98	2.587	16:00:44.867
10 - D1	34.887	40.479	37.212	1:52.578	94.93	3.813	16:02:37.445
11 - D1	35.626	39.636	37.287	1:52.549	94.96	3.784	16:04:29.994
12 - D1	34.987	39.765	37.511	1:52.263	95.20	3.498	16:06:22.257
13 - D1	35.477	39.990	37.083	1:52.550	94.96	3.785	16:08:14.807
14 - D1	35.107	39.739	37.558	1:52.404	95.08	3.639	16:10:07.211
15 - D1	54.041	41.489	IN PIT	3:47.081	P 47.06	1:58.316	16:13:54.292
16 - D1	OUTLAP	39.781	36.521	1:54.996	92.94	6.231	16:15:49.288
17 - D1	34.151	39.146	36.637	1:49.934	97.22	1.169	16:17:39.222
18 - D1	35.440	39.091	36.008	1:50.539	96.69	1.774	16:19:29.761
19 - D1	35.266	40.382	36.967	1:52.615	94.90	3.850	16:21:22.376
20 - D1	34.491	39.706	36.943	1:51.140	96.16	2.375	16:23:13.516
21 - D1	34.419	39.824	36.170	1:50.413	96.80	1.648	16:25:03.929
22 - D1	34.191	39.622	36.236	1:50.049	97.12	1.284	16:26:53.978
23 - D1	34.200	39.316	36.066	1:49.582	(3) 97.53	0.817	16:28:43.560
24 - D1	34.109	39.122	36.621	1:49.852	97.29	1.087	16:30:33.412
25 - D1	34.004	38.821	35.940	1:48.765	(1) 98.26		16:32:22.177
26 - D1	34.070	38.917	35.964	1:48.951	(2) 98.09	0.186	16:34:11.128

P12 3 GTC Topcats Racing				Lamborghini Super Trofeo			
IDEAL LAP TIME : 1:54.303		BEST LAP TIME : 1:54.558		DIFFERENCE : 0.255			
D1: Charlotte BIRCH		D2: Charlotte GILBERT					
LAP	SECTOR 1	SECTOR 2	SECTOR 3	LAP TIME	MPH	DIFF	TIME OF DAY
1 - D1		41.795	38.970	2:03.943	86.23	9.385	15:44:02.376
2 - D1	36.569	40.867	38.812	1:56.248	91.94	1.690	15:45:58.624
3 - D1	36.440	40.890	38.699	1:56.029	92.11	1.471	15:47:54.653
4 - D1	36.514	41.665	38.729	1:56.908	91.42	2.350	15:49:51.561
5 - D1	36.577	40.944	38.379	1:55.900	92.21	1.342	15:51:47.461
6 - D1	36.557	41.298	38.628	1:56.483	91.75	1.925	15:53:43.944
7 - D1	36.326	40.702	38.275	1:55.303	92.69	0.745	15:55:39.247
8 - D1	36.268	40.781	38.043	1:55.092	92.86	0.534	15:57:34.339
9 - D1	36.574	40.519	38.162	1:55.255	92.73	0.697	15:59:29.594
10 - D1	35.991	40.473	38.094	1:54.558	(1) 93.29		16:01:24.152
11 - D1	36.045	40.959	38.151	1:55.155	92.81	0.597	16:03:19.307
12 - D1	36.144	40.591	37.976	1:54.711	(2) 93.17	0.153	16:05:14.018
13 - D1	36.458	41.010	38.263	1:55.731	92.35	1.173	16:07:09.749
14 - D1	36.034	40.701	38.064	1:54.799	(3) 93.10	0.241	16:09:04.548
15 - D1	35.854	41.310	38.431	1:55.595	92.46	1.037	16:11:00.143
16 - D1	36.103	41.412	38.179	1:55.694	92.38	1.136	16:12:55.837
17 - D1	36.275	41.148	IN PIT	3:30.469	P 50.78	1:35.911	16:16:26.306
18 - D1	OUTLAP	42.102	39.971	2:03.921	86.24	9.363	16:18:30.227
19 - D1	37.337	42.125	39.968	1:59.430	89.49	4.872	16:20:29.657
20 - D1	37.599	42.396	40.492	2:00.487	88.70	5.929	16:22:30.144
21 - D1	38.057	44.344	40.112	2:02.513	87.24	7.955	16:24:32.657
22 - D1	38.140	42.937	39.866	2:00.943	88.37	6.385	16:26:33.600
23 - D1	38.259	42.704	40.625	2:01.588	87.90	7.030	16:28:35.188
24 - D1	37.912	42.030	40.788	2:00.730	88.52	6.172	16:30:35.918
25 - D1	37.898	42.825	41.297	2:02.020	87.59	7.462	16:32:37.938
26 - D1	38.246	42.583	40.698	2:01.527	87.94	6.969	16:34:39.465



# GT Cup Championship

## RACE 14 - SECTOR ANALYSIS



SECTOR 1 = FL to I1, SECTOR 2 = I1 to I2, SECTOR 3 = I2 to FL, DIFF = Difference To Personal Best Lap, P = Crossed Finish Line in Pit Lane, D = Time Disallowed

P13 25 GTH Paddock Motorsport				McLaren 570S GT4			
IDEAL LAP TIME : 1:58.149		BEST LAP TIME : 1:58.409		DIFFERENCE : 0.260			
D1: Kavi JUNDU		D2: Adam HATFIELD (PS)					
LAP	SECTOR 1	SECTOR 2	SECTOR 3	LAP TIME	MPH	DIFF	TIME OF DAY
1 - D1		42.909	39.441	2:07.191	84.03	8.782	15:44:05.624
2 - D1	36.995	42.169	39.245	<b>1:58.409 (1)</b>	<b>90.26</b>		<b>15:46:04.033</b>
3 - D1	37.247	<b>41.987</b>	39.578	1:58.812	89.95	0.403	15:48:02.845
4 - D1	37.095	42.511	39.695	1:59.301	89.58	0.892	15:50:02.146
5 - D1	37.066	42.119	39.423	1:58.608 (3)	90.11	0.199	15:52:00.754
6 - D1	<b>36.967</b>	42.512	<b>39.195</b>	1:58.674	90.06	0.265	15:53:59.428
7 - D1	37.306	42.342	39.235	1:58.883	89.90	0.474	15:55:58.311
8 - D1	37.168	42.047	39.499	1:58.714	90.03	0.305	15:57:57.025
9 - D1	37.138	42.455	39.475	1:59.068	89.76	0.659	15:59:56.093
10 - D1	37.158	42.497	39.575	1:59.230	89.64	0.821	16:01:55.323
11 - D1	37.629	42.281	39.245	1:59.155	89.69	0.746	16:03:54.478
12 - D1	37.955	42.307	39.677	1:59.939	89.11	1.530	16:05:54.417
13 - D1	37.691	42.312	IN PIT	3:32.585 P	50.27	1:34.176	16:09:27.002
14 - D1	OUTLAP	42.844	39.600	2:05.111	85.42	6.702	16:11:32.113
15 - D1	37.193	42.504	39.661	1:59.358	89.54	0.949	16:13:31.471
16 - D1	37.564	42.079	39.401	1:59.044	89.78	0.635	16:15:30.515
17 - D1	37.338	42.435	39.786	1:59.559	89.39	1.150	16:17:30.074
18 - D1	37.499	42.402	39.276	1:59.177	89.68	0.768	16:19:29.251
19 - D1	37.321	42.075	39.497	1:58.893	89.89	0.484	16:21:28.144
20 - D1	37.491	42.204	39.440	1:59.135	89.71	0.726	16:23:27.279
21 - D1	37.236	42.525	39.432	1:59.193	89.67	0.784	16:25:26.472
22 - D1	37.127	42.370	39.320	1:58.817	89.95	0.408	16:27:25.289
23 - D1	37.189	42.421	39.238	1:58.848	89.93	0.439	16:29:24.137
24 - D1	37.020	42.296	39.335	1:58.651	90.07	0.242	16:31:22.788
25 - D1	37.215	42.026	39.266	1:58.507 (2)	90.18	0.098	16:33:21.295
26 - D1	37.133	42.071	39.434	1:58.638	90.08	0.229	16:35:19.933

P14 26 GTH Paddock Motorsport				McLaren 570S GT4			
IDEAL LAP TIME : 1:57.885		BEST LAP TIME : 1:58.220		DIFFERENCE : 0.335			
D1: Tehmur CHOCHAN		D2: Moh RITSON (PS)					
LAP	SECTOR 1	SECTOR 2	SECTOR 3	LAP TIME	MPH	DIFF	TIME OF DAY
1 - D2		43.227	39.479	2:08.238	83.34	10.018	15:44:06.671
2 - D2	37.510	42.354	39.257	1:59.121	89.72	0.901	15:46:05.792
3 - D2	38.014	42.300	39.558	1:59.872	89.16	1.652	15:48:05.664
4 - D2	37.193	42.476	39.603	1:59.272	89.61	1.052	15:50:04.936
5 - D2	37.314	42.227	39.406	1:58.947	89.85	0.727	15:52:03.883
6 - D2	37.338	42.577	39.301	1:59.216	89.65	0.996	15:54:03.099
7 - D2	37.264	42.618	39.349	1:59.231	89.64	1.011	15:56:02.330
8 - D2	37.371	42.512	39.328	1:59.211	89.65	0.991	15:58:01.541
9 - D2	37.474	42.227	39.255	1:58.956	89.84	0.736	16:00:00.497
10 - D2	37.223	42.271	39.276	1:58.770	89.98	0.550	16:01:59.267
11 - D2	37.356	42.333	39.716	1:59.405	89.51	1.185	16:03:58.672
12 - D2	37.261	42.276	39.365	1:58.902	89.88	0.682	16:05:57.574
13 - D2	37.486	42.442	39.772	1:59.700	89.29	1.480	16:07:57.274
14 - D2	37.471	42.581	IN PIT	3:29.939 P	50.91	1:31.719	16:11:27.213
15 - D2	OUTLAP	42.875	39.627	2:03.994	86.19	5.774	16:13:31.207
16 - D2	37.337	<b>41.894</b>	39.141	1:58.372 (3)	90.29	0.152	16:15:29.579
17 - D2	37.159	42.307	39.099	1:58.565	90.14	0.345	16:17:28.144
18 - D2	37.120	42.139	<b>38.961</b>	<b>1:58.220 (1)</b>	<b>90.40</b>		<b>16:19:26.364</b>
19 - D2	37.154	42.207	39.277	1:58.638	90.08	0.418	16:21:25.002
20 - D2	37.458	42.794	39.176	1:59.428	89.49	1.208	16:23:24.430
21 - D2	37.068	42.231	39.417	1:58.716	90.03	0.496	16:25:23.146
22 - D2	37.527	42.349	39.267	1:59.143	89.70	0.923	16:27:22.289
23 - D2	37.168	42.300	39.164	1:58.632	90.09	0.412	16:29:20.921
24 - D2	37.203	42.353	39.113	1:58.669	90.06	0.449	16:31:19.590
25 - D2	37.181	42.128	39.001	1:58.310 (2)	90.33	0.090	16:33:17.900
26 - D2	<b>37.030</b>	42.248	39.254	1:58.532	90.17	0.312	16:35:16.432



# GT Cup Championship

## RACE 14 - SECTOR ANALYSIS



SECTOR 1 = FL to I1, SECTOR 2 = I1 to I2, SECTOR 3 = I2 to FL, DIFF = Difference To Personal Best Lap, P = Crossed Finish Line in Pit Lane, D = Time Disallowed

P15 14 GTH Greystone GT				McLaren 570S GT4			
IDEAL LAP TIME : 1:57.178		BEST LAP TIME : 1:57.430		DIFFERENCE : 0.252			
D1: Phillip CARTER		D2: Michael BROADHURST (P)					
LAP	SECTOR 1	SECTOR 2	SECTOR 3	LAP TIME	MPH	DIFF	TIME OF DAY
1 - D1		42.719	39.703	2:07.708	83.69	10.278	15:44:06.141
2 - D1	37.264	42.053	39.293	1:58.610	90.11	1.180	15:46:04.751
3 - D1	37.329	42.446	39.520	1:59.295	89.59	1.865	15:48:04.046
4 - D1	37.337	42.392	39.930	1:59.659	89.32	2.229	15:50:03.705
5 - D1	37.222	42.247	39.661	1:59.130	89.71	1.700	15:52:02.835
6 - D1	37.249	42.549	39.839	1:59.637	89.33	2.207	15:54:02.472
7 - D1	37.252	42.184	39.662	1:59.098	89.74	1.668	15:56:01.570
8 - D1	37.272	42.137	39.905	1:59.314	89.57	1.884	15:58:00.884
9 - D1	37.138	41.985	39.819	1:58.942	89.85	1.512	15:59:59.826
10 - D1	37.015	41.915	39.432	1:58.362	90.29	0.932	16:01:58.188
11 - D1	37.123	42.221	39.572	1:58.916	89.87	1.486	16:03:57.104
12 - D1	37.380	42.365	39.784	1:59.529	89.41	2.099	16:05:56.633
13 - D1	37.277	42.015	IN PIT	3:29.453	P 51.02	1:32.023	16:09:26.086
14 - D1	OUTLAP	42.562	39.052	2:04.135	86.10	6.705	16:11:30.221
15 - D1	37.034	41.982	38.921	1:57.937	(3) 90.62	0.507	16:13:28.158
16 - D1	36.932	41.935	<b>38.750</b>	1:57.617	(2) 90.87	0.187	16:15:25.775
17 - D1	37.119	42.648	39.357	1:59.124	89.72	1.694	16:17:24.899
18 - D1	37.239	41.967	39.309	1:58.515	90.18	1.085	16:19:23.414
19 - D1	37.107	42.145	IN PIT	2:19.050	P 76.86	21.620	16:21:42.464
20 - D1	OUTLAP	41.953	38.835	2:00.627	88.60	3.197	16:23:43.091
<b>21 - D1</b>	<b>36.702</b>	<b>41.726</b>	39.002	<b>1:57.430</b>	(1) <b>91.01</b>		<b>16:25:40.521</b>
22 - D1	36.921	42.073	39.309	1:58.303	90.34	0.873	16:27:38.824
23 - D1	38.238	43.091	40.037	2:01.366	88.06	3.936	16:29:40.190
24 - D1	37.321	42.403	39.175	1:58.899	89.89	1.469	16:31:39.089
25 - D1	37.001	42.043	39.205	1:58.249	90.38	0.819	16:33:37.338
26 - D1	36.876	42.079	39.251	1:58.206	90.41	0.776	16:35:35.544

P16 50 GTH Valluga Racing				Porsche Cayman 718 RS Clubsport			
IDEAL LAP TIME : 1:57.650		BEST LAP TIME : 1:57.754		DIFFERENCE : 0.104			
D1: James WALLIS		D2: Sam MAHER-LOUGHNAN (					
LAP	SECTOR 1	SECTOR 2	SECTOR 3	LAP TIME	MPH	DIFF	TIME OF DAY
1 - D1		42.567	39.144	2:06.119	84.74	8.365	15:44:04.552
<b>2 - D1</b>	36.757	<b>42.051</b>	38.946	<b>1:57.754</b>	(1) <b>90.76</b>		<b>15:46:02.306</b>
3 - D1	36.983	42.181	<b>38.848</b>	1:58.012	(2) 90.56	0.258	15:48:00.318
4 - D1	36.836	42.181	39.178	1:58.195	90.42	0.441	15:49:58.513
5 - D1	37.041	42.234	39.117	1:58.392	90.27	0.638	15:51:56.905
6 - D1	36.917	42.231	38.953	1:58.101	90.49	0.347	15:53:55.006
7 - D1	<b>36.751</b>	42.068	39.194	1:58.013	(3) 90.56	0.259	15:55:53.019
8 - D1	37.005	42.299	39.589	1:58.893	89.89	1.139	15:57:51.912
9 - D1	37.044	42.088	39.228	1:58.360	90.30	0.606	15:59:50.272
10 - D1	36.870	42.150	39.286	1:58.306	90.34	0.552	16:01:48.578
11 - D1	37.028	42.289	39.438	1:58.755	90.00	1.001	16:03:47.333
12 - D1	37.182	42.581	39.687	1:59.450	89.47	1.696	16:05:46.783
13 - D1	37.368	42.233	39.390	1:58.991	89.82	1.237	16:07:45.774
14 - D1	37.176	42.442	IN PIT	3:46.252	P 47.23	1:48.498	16:11:32.026
15 - D1	OUTLAP	42.603	40.710	2:06.451	84.52	8.697	16:13:38.477
16 - D1	38.316	43.123	39.904	2:01.343	88.08	3.589	16:15:39.820
17 - D1	37.357	42.649	39.775	1:59.781	89.23	2.027	16:17:39.601
18 - D1	37.487	42.709	39.713	1:59.909	89.13	2.155	16:19:39.510
19 - D1	37.545	42.481	39.499	1:59.525	89.42	1.771	16:21:39.035
20 - D1	37.227	42.491	39.557	1:59.275	89.60	1.521	16:23:38.310
21 - D1	37.055	42.254	39.745	1:59.054	89.77	1.300	16:25:37.364
22 - D1	37.941	43.033	40.302	2:01.276	88.13	3.522	16:27:38.640
23 - D1	38.258	43.105	39.819	2:01.182	88.19	3.428	16:29:39.822
24 - D1	37.536	43.366	39.532	2:00.434	88.74	2.680	16:31:40.256
25 - D1	37.264	42.429	39.337	1:59.030	89.79	1.276	16:33:39.286
26 - D1	37.255	42.350	39.875	1:59.480	89.45	1.726	16:35:38.766



# GT Cup Championship

## RACE 14 - SECTOR ANALYSIS



SECTOR 1 = FL to I1, SECTOR 2 = I1 to I2, SECTOR 3 = I2 to FL, DIFF = Difference To Personal Best Lap, P = Crossed Finish Line in Pit Lane, D = Time Disallowed

P17 77 GTH Greystone GT				McLaren 570S GT4			
IDEAL LAP TIME : 1:56.818		BEST LAP TIME : 1:56.818		DIFFERENCE : 0.000			
D1: Mark HOPTON		D2: Euan HANKEY (P)					
LAP	SECTOR 1	SECTOR 2	SECTOR 3	LAP TIME	MPH	DIFF	TIME OF DAY
1 - D1		45.272	41.037	2:14.026	79.74	17.208	15:44:12.459
2 - D1	37.920	42.565	39.907	2:00.392	88.77	3.574	15:46:12.851
3 - D1	37.656	42.580	40.400	2:00.636	88.59	3.818	15:48:13.487
4 - D1	37.630	42.602	39.650	1:59.882	89.15	3.064	15:50:13.369
5 - D1	38.301	42.874	40.177	2:01.352	88.07	4.534	15:52:14.721
6 - D1	37.179	42.564	39.856	1:59.599	89.36	2.781	15:54:14.320
7 - D1	38.180	42.688	39.905	2:00.773	88.49	3.955	15:56:15.093
8 - D1	45.042	42.356	39.685	2:07.083	84.10	10.265	15:58:22.176
9 - D1	37.581	42.856	39.817	2:00.254	88.87	3.436	16:00:22.430
10 - D1	37.772	43.052	39.659	2:00.483	88.71	3.665	16:02:22.913
11 - D1	37.458	42.516	39.906	1:59.880	89.15	3.062	16:04:22.793
12 - D1	37.685	42.736	IN PIT	3:44.352	P 47.63	1:47.534	16:08:07.145
13 - D1	OUTLAP	41.670	39.394	2:01.492	87.97	4.674	16:10:08.637
14 - D1	37.384	42.628	40.481	2:00.493	88.70	3.675	16:12:09.130
15 - D1	36.515	41.637	38.666	1:56.818 (1)	91.49		16:14:05.948
16 - D1	36.602	41.716	39.009	1:57.327 (3)	91.09	0.509	16:16:03.275
17 - D1	37.178	41.731	38.860	1:57.769	90.75	0.951	16:18:01.044
18 - D1	36.560	41.684	38.797	1:57.041 (2)	91.31	0.223	16:19:58.085
19 - D1	36.883	42.209	38.951	1:58.043	90.54	1.225	16:21:56.128
20 - D1	36.793	41.764	39.038	1:57.595	90.88	0.777	16:23:53.723
21 - D1	36.998	41.746	38.995	1:57.739	90.77	0.921	16:25:51.462
22 - D1	37.300	42.042	38.778	1:58.120	90.48	1.302	16:27:49.582
23 - D1	36.832	41.696	38.829	1:57.357	91.07	0.539	16:29:46.939
24 - D1	36.829	42.036	38.816	1:57.681	90.82	0.863	16:31:44.620
25 - D1	37.043	42.036	38.862	1:57.941	90.62	1.123	16:33:42.561
26 - D1	36.975	41.794	38.767	1:57.536	90.93	0.718	16:35:40.097

P18 86 GTH Caffeine Six by Parr Motorsport				Porsche Cayman Clubsport GT4			
IDEAL LAP TIME : 1:59.042		BEST LAP TIME : 1:59.353		DIFFERENCE : 0.311			
D1: Timothy CRESWICK		D2: Chris DYMOND (P)					
LAP	SECTOR 1	SECTOR 2	SECTOR 3	LAP TIME	MPH	DIFF	TIME OF DAY
1 - D1		44.033	40.317	2:11.265	81.42	11.912	15:44:09.698
2 - D1	38.354	43.235	40.198	2:01.787	87.76	2.434	15:46:11.485
3 - D1	37.383	42.456	40.742	2:00.581	88.63	1.228	15:48:12.066
4 - D1	37.854	42.718	40.230	2:00.802	88.47	1.449	15:50:12.868
5 - D1	37.859	42.655	39.824	2:00.338	88.81	0.985	15:52:13.206
6 - D1	37.725	42.399	39.532	1:59.656	89.32	0.303	15:54:12.862
7 - D1	37.286	42.501	39.882	1:59.669	89.31	0.316	15:56:12.531
8 - D1	37.513	42.529	40.068	2:00.110	88.98	0.757	15:58:12.641
9 - D1	37.606	42.381	39.860	1:59.847	89.18	0.494	16:00:12.488
10 - D1	37.331	42.722	40.319	2:00.372	88.79	1.019	16:02:12.860
11 - D1	37.563	42.642	39.902	2:00.107	88.98	0.754	16:04:12.967
12 - D1	37.536	42.527	39.810	1:59.873	89.16	0.520	16:06:12.840
13 - D1	37.484	42.665	IN PIT	3:33.178	P 50.13	1:33.825	16:09:46.018
14 - D1	OUTLAP	43.086	40.222	2:05.307	85.29	5.954	16:11:51.325
15 - D1	37.944	42.826	40.488	2:01.258	88.14	1.905	16:13:52.583
16 - D1	37.948	42.722	40.009	2:00.679	88.56	1.326	16:15:53.262
17 - D1	37.403	42.630	40.162	2:00.195	88.92	0.842	16:17:53.457
18 - D1	37.437	42.361	39.598	1:59.396 (2)	89.51	0.043	16:19:52.853
19 - D1	37.457	42.346	39.682	1:59.485 (3)	89.45	0.132	16:21:52.338
20 - D1	37.680	42.570	39.487	1:59.737	89.26	0.384	16:23:52.075
21 - D1	37.313	42.419	39.621	1:59.353 (1)	89.55		16:25:51.428
22 - D1	38.112	42.377	39.458	1:59.947	89.10	0.594	16:27:51.375
23 - D1	37.832	42.298	39.697	1:59.827	89.19	0.474	16:29:51.202
24 - D1	37.710	43.397	39.690	2:00.797	88.47	1.444	16:31:51.999
25 - D1	37.556	42.473	40.068	2:00.097	88.99	0.744	16:33:52.096



# GT Cup Championship

## RACE 14 - SECTOR ANALYSIS



SECTOR 1 = FL to I1, SECTOR 2 = I1 to I2, SECTOR 3 = I2 to FL, DIFF = Difference To Personal Best Lap, P = Crossed Finish Line in Pit Lane, D = Time Disallowed

P19 96 GTH Make Happen Racing			Mercedes AMG GT4				
IDEAL LAP TIME : 1:58.791		BEST LAP TIME : 1:59.079		DIFFERENCE : 0.288			
D1: Jon CURRIE							
LAP	SECTOR 1	SECTOR 2	SECTOR 3	LAP TIME	MPH	DIFF	TIME OF DAY
1 - D1		45.735	40.729	2:14.552	79.43	15.473	15:44:12.985
2 - D1	38.270	42.688	40.003	2:00.961	88.35	1.882	15:46:13.946
3 - D1	37.849	42.401	39.934	2:00.184	88.93	1.105	15:48:14.130
4 - D1	37.720	42.516	40.043	2:00.279	88.86	1.200	15:50:14.409
5 - D1	38.094	42.514	40.087	2:00.695	88.55	1.616	15:52:15.104
6 - D1	37.702	42.364	40.056	2:00.122	88.97	1.043	15:54:15.226
7 - D1	37.737	42.982	39.932	2:00.651	88.58	1.572	15:56:15.877
8 - D1	37.530	42.402	39.855	1:59.787	89.22	0.708	15:58:15.664
9 - D1	38.024	42.410	40.519	2:00.953	88.36	1.874	16:00:16.617
10 - D1	38.114	42.457	39.994	2:00.565	88.64	1.486	16:02:17.182
11 - D1	37.836	42.471	40.057	2:00.364	88.79	1.285	16:04:17.546
12 - D1	37.486	43.142	40.206	2:00.834	88.45	1.755	16:06:18.380
13 - D1	37.574	42.220	IN PIT	3:31.501 P	50.53	1:32.422	16:09:49.881
14 - D1	OUTLAP	42.568	39.831	2:03.926	86.24	4.847	16:11:53.807
15 - D1	37.339	42.198	40.054	1:59.591 (3)	89.37	0.512	16:13:53.398
16 - D1	38.270	42.927	40.105	2:01.302	88.11	2.223	16:15:54.700
17 - D1	37.686	43.469	39.657	2:00.812	88.46	1.733	16:17:55.512
18 - D1	37.092	42.396	39.739	1:59.227 (2)	89.64	0.148	16:19:54.739
19 - D1	36.936	42.418	39.725	1:59.079 (1)	89.75		16:21:53.818
20 - D1	37.572	42.517	39.662	1:59.751	89.25	0.672	16:23:53.569
21 - D1	38.253	42.263	39.974	2:00.490	88.70	1.411	16:25:54.059
22 - D1	37.313	42.704	39.912	1:59.929	89.12	0.850	16:27:53.988
23 - D1	37.732	42.367	39.657	1:59.756	89.24	0.677	16:29:53.744
24 - D1	37.781	42.564	40.127	2:00.472	88.71	1.393	16:31:54.216
25 - D1	37.810	43.514	40.143	2:01.467	87.99	2.388	16:33:55.683

P20 69 GTH Make Happen Racing				Mercedes AMG GT4			
IDEAL LAP TIME : 1:58.512		BEST LAP TIME : 1:58.654		DIFFERENCE : 0.142			
D1: Stephen WALTON		D2: Chris HART					
LAP	SECTOR 1	SECTOR 2	SECTOR 3	LAP TIME	MPH	DIFF	TIME OF DAY
1 - D1		43.803	40.230	2:10.316	82.01	11.662	15:44:08.749
2 - D1	38.994	43.106	39.925	2:02.025	87.58	3.371	15:46:10.774
3 - D1	37.665	42.794	40.433	2:00.892	88.41	2.238	15:48:11.666
4 - D1	37.924	42.822	40.287	2:01.033	88.30	2.379	15:50:12.699
5 - D1	38.616	42.596	40.029	2:01.241	88.15	2.587	15:52:13.940
6 - D1	37.488	42.729	39.964	2:00.181	88.93	1.527	15:54:14.121
7 - D1	38.059	42.585	40.144	2:00.788	88.48	2.134	15:56:14.909
8 - D1	37.982	42.507	40.021	2:00.510	88.69	1.856	15:58:15.419
9 - D1	37.846	42.635	40.391	2:00.872	88.42	2.218	16:00:16.291
10 - D1	37.736	42.564	40.096	2:00.396	88.77	1.742	16:02:16.687
11 - D1	37.700	42.636	40.066	2:00.402	88.76	1.748	16:04:17.089
12 - D1	37.524	43.008	IN PIT	3:17.962 P	53.99	1:19.308	16:07:35.051
13 - D1	OUTLAP	42.245	39.690	2:02.273	87.41	3.619	16:09:37.324
14 - D1	37.226	42.509	39.580	1:59.315 (3)	89.57	0.661	16:11:36.639
15 - D1	38.867	42.647	40.608	2:02.122	87.51	3.468	16:13:38.761
16 - D1	37.769	42.660	40.080	2:00.509	88.69	1.855	16:15:39.270
17 - D1	37.041	42.346	40.115	1:59.502	89.43	0.848	16:17:38.772
18 - D1	37.872	42.427	39.503	1:59.802	89.21	1.148	16:19:38.574
19 - D1	37.783	42.339	39.633	1:59.755	89.24	1.101	16:21:38.329
20 - D1	37.369	42.352	39.429	1:59.150 (2)	89.70	0.496	16:23:37.479
21 - D1	37.113	42.298	IN PIT	2:17.022 P	78.00	18.368	16:25:54.501
22 - D1	OUTLAP	42.042	39.561	2:01.821	87.73	3.167	16:27:56.322
23 - D1	37.085	42.120	39.449	1:58.654 (1)	90.07		16:29:54.976
24 - D1	37.443	42.329	39.756	1:59.528	89.41	0.874	16:31:54.504
25 - D1	37.900	43.699	40.086	2:01.685	87.83	3.031	16:33:56.189



# GT Cup Championship

## RACE 14 - SECTOR ANALYSIS



SECTOR 1 = FL to I1, SECTOR 2 = I1 to I2, SECTOR 3 = I2 to FL, DIFF = Difference To Personal Best Lap, P = Crossed Finish Line in Pit Lane, D = Time Disallowed

P21 80 GTH Greystone GT				McLaren 570S GT4			
IDEAL LAP TIME : 1:57.131		BEST LAP TIME : 1:57.438		DIFFERENCE : 0.307			
D1: Ron TRENKA		D2: Jon LANCASTER (P)					
LAP	SECTOR 1	SECTOR 2	SECTOR 3	LAP TIME	MPH	DIFF	TIME OF DAY
1 - D1		46.076	41.150	2:16.080	78.54	18.642	15:44:14.513
2 - D1	39.540	43.787	41.252	2:04.579	85.79	7.141	15:46:19.092
3 - D1	39.161	43.949	41.369	2:04.479	85.86	7.041	15:48:23.571
4 - D1	39.021	43.798	42.574	2:05.393	85.23	7.955	15:50:28.964
5 - D1	39.754	43.713	42.351	2:05.818	84.94	8.380	15:52:34.782
6 - D1	40.028	43.524	41.335	2:04.887	85.58	7.449	15:54:39.669
7 - D1	39.061	43.581	41.081	2:03.723	86.38	6.285	15:56:43.392
8 - D1	39.397	43.869	40.933	2:04.199	86.05	6.761	15:58:47.591
9 - D1	39.479	45.443	42.729	2:07.651	83.72	10.213	16:00:55.242
10 - D1	39.213	44.442	43.808	2:07.463	83.85	10.025	16:03:02.705
11 - D1	39.881	44.434	41.702	2:06.017	84.81	8.579	16:05:08.722
12 - D1	39.538	44.051	IN PIT	3:35.958 P	49.49	1:38.520	16:08:44.680
13 - D1	OUTLAP	42.539	39.116	2:03.232	86.73	5.794	16:10:47.912
14 - D1	36.912	41.993	39.134	1:58.039 (3)	90.54	0.601	16:12:45.951
15 - D1	36.720	41.778	40.116	1:58.614	90.10	1.176	16:14:44.565
16 - D1	37.223	42.057	39.220	1:58.500	90.19	1.062	16:16:43.065
17 - D1	36.797	42.012	38.974	1:57.783 (2)	90.74	0.345	16:18:40.848
18 - D1	36.682	41.956	38.800	1:57.438 (1)	91.01		16:20:38.286
19 - D1	36.553	42.493	IN PIT	2:18.172 P	77.35	20.734	16:22:56.458
20 - D1	OUTLAP	42.276	39.293	2:01.800	87.75	4.362	16:24:58.258
21 - D1	37.272	42.051	39.604	1:58.927	89.87	1.489	16:26:57.185
22 - D1	37.433	42.385	39.084	1:58.902	89.88	1.464	16:28:56.087
23 - D1	37.687	42.815	39.169	1:59.671	89.31	2.233	16:30:55.758
24 - D1	36.957	42.207	39.646	1:58.810	89.95	1.372	16:32:54.568
25 - D1	37.092	42.134	39.077	1:58.303	90.34	0.865	16:34:52.871

P22 65 GTH Trade Centre Formula Woman				McLaren 570S GT4			
IDEAL LAP TIME : 1:59.032		BEST LAP TIME : 1:59.391		DIFFERENCE : 0.359			
D1: Sara MISIR		D2: Steph SORE					
LAP	SECTOR 1	SECTOR 2	SECTOR 3	LAP TIME	MPH	DIFF	TIME OF DAY
1 - D1		43.726	40.000	2:10.479	81.91	11.088	15:44:08.912
2 - D1	37.982	42.688	40.166	2:00.836	88.45	1.445	15:46:09.748
3 - D1	37.458	42.381	40.192	2:00.031	89.04	0.640	15:48:09.779
4 - D1	37.388	43.054	40.096	2:00.538	88.66	1.147	15:50:10.317
5 - D1	37.204	42.277	39.910	1:59.391 (1)	89.52		15:52:09.708
6 - D1	37.590	42.412	39.551	1:59.553 (3)	89.40	0.162	15:54:09.261
7 - D1	37.411	42.551	39.660	1:59.622	89.34	0.231	15:56:08.883
8 - D1	37.436	42.438	39.717	1:59.591	89.37	0.200	15:58:08.474
9 - D1	37.395	42.382	39.843	1:59.620	89.35	0.229	16:00:08.094
10 - D1	37.362	42.711	39.693	1:59.766	89.24	0.375	16:02:07.860
11 - D1	37.205	42.692	39.790	1:59.687	89.30	0.296	16:04:07.547
12 - D1	37.548	42.600	39.900	2:00.048	89.03	0.657	16:06:07.595
13 - D1	37.453	42.305	39.703	1:59.461 (2)	89.46	0.070	16:08:07.056
14 - D1	37.280	43.004	IN PIT	3:35.562 P	49.58	1:36.171	16:11:42.618
15 - D1	OUTLAP	44.723	43.611	2:10.523	81.88	11.132	16:13:53.141
16 - D1	41.182	44.596	43.379	2:09.157	82.75	9.766	16:16:02.298
17 - D1	40.308	44.769	43.695	2:08.772	83.00	9.381	16:18:11.070
18 - D1	40.181	44.857	42.991	2:08.029	83.48	8.638	16:20:19.099
19 - D1	39.609	45.028	43.447	2:08.084	83.44	8.693	16:22:27.183
20 - D1	40.749	46.691	43.577	2:11.017	81.57	11.626	16:24:38.200
21 - D1	39.680	45.216	43.333	2:08.229	83.35	8.838	16:26:46.429
22 - D1	39.369	44.876	43.703	2:07.948	83.53	8.557	16:28:54.377
23 - D1	39.467	45.149	43.082	2:07.698	83.69	8.307	16:31:02.075
24 - D1	39.540	44.756	43.480	2:07.776	83.64	8.385	16:33:09.851
25 - D1	40.204	44.070	41.344	2:05.618	85.08	6.227	16:35:15.469



# GT Cup Championship

## RACE 14 - SECTOR ANALYSIS



SECTOR 1 = FL to I1, SECTOR 2 = I1 to I2, SECTOR 3 = I2 to FL, DIFF = Difference To Personal Best Lap, P = Crossed Finish Line in Pit Lane, D = Time Disallowed

P23 64 GTH Trade Centre Formula Woman				McLaren 570S GT4			
IDEAL LAP TIME : 2:00.296		BEST LAP TIME : 2:00.484		DIFFERENCE : 0.188			
D1: Erika HOFFMANN		D2: Jodie SLOSS					
LAP	SECTOR 1	SECTOR 2	SECTOR 3	LAP TIME	MPH	DIFF	TIME OF DAY
1 - D1		51.871	41.329	2:20.790	75.91	20.306	15:44:19.223
2 - D1	39.570	44.069	40.619	2:04.258	86.01	3.774	15:46:23.481
3 - D1	38.348	43.523	40.312	2:02.183	87.47	1.699	15:48:25.664
4 - D1	37.950	43.438	42.126	2:03.514	86.53	3.030	15:50:29.178
5 - D1	39.768	43.646	42.615	2:06.029	84.80	5.545	15:52:35.207
6 - D1	38.444	43.125	40.496	2:02.065	87.56	1.581	15:54:37.272
7 - D1	37.807	<b>42.701</b>	40.479	2:00.987 (2)	88.34	0.503	15:56:38.259
8 - D1	37.668	42.915	40.558	2:01.141 (3)	88.22	0.657	15:58:39.400
9 - D1	37.622	42.820	<b>40.042</b>	<b>2:00.484 (1)</b>	<b>88.70</b>		<b>16:00:39.884</b>
10 - D1	<b>37.553</b>	44.281	41.922	2:03.756	86.36	3.272	16:02:43.640
11 - D1	38.103	43.133	40.940	2:02.176	87.48	1.692	16:04:45.816
12 - D1	37.854	43.936	IN PIT	5:22.018 P	33.19	3:21.534	16:10:07.834
13 - D1	OUTLAP	44.090	1:05.296	2:32.885	69.90	32.401	16:12:40.719
14 - D1	39.476	43.642	40.692	2:03.810	86.32	3.326	16:14:44.529
15 - D1	38.561	43.469	40.868	2:02.898	86.96	2.414	16:16:47.427
16 - D1	38.104	43.234	40.766	2:02.104	87.53	1.620	16:18:49.531
17 - D1	38.126	43.175	40.840	2:02.141	87.50	1.657	16:20:51.672
18 - D1	38.084	43.592	40.771	2:02.447	87.28	1.963	16:22:54.119
19 - D1	40.107	43.118	40.585	2:03.810	86.32	3.326	16:24:57.929
20 - D1	38.260	43.006	41.849	2:03.115	86.81	2.631	16:27:01.044
21 - D1	38.131	44.085	40.473	2:02.689	87.11	2.205	16:29:03.733
22 - D1	38.527	42.979	40.994	2:02.500	87.24	2.016	16:31:06.233
23 - D1	38.239	43.167	42.674	2:04.080	86.13	3.596	16:33:10.313
24 - D1	39.826	43.171	40.466	2:03.463	86.56	2.979	16:35:13.776

P24 61 GT3 Scott Sport				Lamborghini Huracan GT3			
IDEAL LAP TIME : 1:52.208		BEST LAP TIME : 1:52.305		DIFFERENCE : 0.097			
D1: John DHILLON		D2: Andrea AMICI (P)					
LAP	SECTOR 1	SECTOR 2	SECTOR 3	LAP TIME	MPH	DIFF	TIME OF DAY
1 - D1		41.471	<b>37.478</b>	1:59.859 (3)	89.17	7.554	15:43:58.292
2 - D1	34.834	<b>39.911</b>	37.560	<b>1:52.305 (1)</b>	<b>95.17</b>		<b>15:45:50.597</b>
3 - D1	<b>34.819</b>	40.808	37.506	1:53.133 (2)	94.47	0.828	15:47:43.730



## RACE 14 - BEST SECTORS

Printed - 16:39 Sunday, 12 June 2022



# GT Cup Championship

## RACE 14 - PIT STOP ANALYSIS

P1	11 Ram Racing				
STOP	IN TIME	STOP TIME	TOTAL TIME	OUT TIME	
1 -	16:12:07.180	1:34.347	1:34.347	16:13:41.527	

P2	66 Enduro Motorsport				
STOP	IN TIME	STOP TIME	TOTAL TIME	OUT TIME	
1 -	16:11:53.068	1:51.997	1:51.997	16:13:45.065	

P3	16 Ram Racing				
STOP	IN TIME	STOP TIME	TOTAL TIME	OUT TIME	
1 -	16:13:55.074	1:29.955	1:29.955	16:15:25.029	

P4	67 Orange Racing powered by JMH				
STOP	IN TIME	STOP TIME	TOTAL TIME	OUT TIME	
1 -	15:55:07.095	22.813	22.813	15:55:29.908	
2 -	16:12:14.952	1:53.977	2:16.790	16:14:08.929	

P5	4 Tecserve				
STOP	IN TIME	STOP TIME	TOTAL TIME	OUT TIME	
1 -	16:12:25.255	1:35.364	1:35.364	16:14:00.619	

P6	7 Raw Motorsport				
STOP	IN TIME	STOP TIME	TOTAL TIME	OUT TIME	
1 -	16:12:05.803	1:42.296	1:42.296	16:13:48.099	

P7	44 Paddock Motorsport				
STOP	IN TIME	STOP TIME	TOTAL TIME	OUT TIME	
1 -	16:15:51.492	1:21.999	1:21.999	16:17:13.491	
2 -	16:24:49.242	17.866	1:39.865	16:25:07.108	

P8	247 Racelab				
STOP	IN TIME	STOP TIME	TOTAL TIME	OUT TIME	
1 -	16:12:33.152	1:42.571	1:42.571	16:14:15.723	

P9	56 FF Corse				
STOP	IN TIME	STOP TIME	TOTAL TIME	OUT TIME	
1 -	16:11:17.170	1:50.031	1:50.031	16:13:07.201	

P10	9 Topcats Racing				
STOP	IN TIME	STOP TIME	TOTAL TIME	OUT TIME	
1 -	16:12:35.335	1:39.025	1:39.025	16:14:14.360	

P11	23 Greystone GT				
STOP	IN TIME	STOP TIME	TOTAL TIME	OUT TIME	
1 -	15:50:23.865	45.565	45.565	15:51:09.430	
2 -	16:12:20.271	1:34.021	2:19.586	16:13:54.292	

P12	3 Topcats Racing				
STOP	IN TIME	STOP TIME	TOTAL TIME	OUT TIME	
1 -	16:14:51.667	1:34.639	1:34.639	16:16:26.306	

P13	25 Paddock Motorsport				
STOP	IN TIME	STOP TIME	TOTAL TIME	OUT TIME	
1 -	16:07:52.254	1:34.748	1:34.748	16:09:27.002	

P14	26 Paddock Motorsport				
STOP	IN TIME	STOP TIME	TOTAL TIME	OUT TIME	
1 -	16:09:55.556	1:31.657	1:31.657	16:11:27.213	

P15	14 Greystone GT				
STOP	IN TIME	STOP TIME	TOTAL TIME	OUT TIME	
1 -	16:07:55.638	1:30.448	1:30.448	16:09:26.086	
2 -	16:21:20.921	21.543	1:51.991	16:21:42.464	

P16	50 Valluga Racing				
STOP	IN TIME	STOP TIME	TOTAL TIME	OUT TIME	
1 -	16:09:43.563	1:48.463	1:48.463	16:11:32.026	

P17	77 Greystone GT				
STOP	IN TIME	STOP TIME	TOTAL TIME	OUT TIME	
1 -	16:06:22.635	1:44.510	1:44.510	16:08:07.145	

P18	86 Caffeine Six by Parr Motorsport				
STOP	IN TIME	STOP TIME	TOTAL TIME	OUT TIME	
1 -	16:08:11.451	1:34.567	1:34.567	16:09:46.018	

P19	96 Make Happen Racing				
STOP	IN TIME	STOP TIME	TOTAL TIME	OUT TIME	
1 -	16:08:16.407	1:33.474	1:33.474	16:09:49.881	

P20	69 Make Happen Racing				
STOP	IN TIME	STOP TIME	TOTAL TIME	OUT TIME	
1 -	16:06:15.421	1:19.630	1:19.630	16:07:35.051	
2 -	16:25:36.232	18.269	1:37.899	16:25:54.501	

P21	80 Greystone GT				
STOP	IN TIME	STOP TIME	TOTAL TIME	OUT TIME	
1 -	16:07:13.720	1:30.960	1:30.960	16:08:44.680	
2 -	16:22:34.772	21.686	1:52.646	16:22:56.458	

P22	65 Trade Centre Formula Woman				
STOP	IN TIME	STOP TIME	TOTAL TIME	OUT TIME	
1 -	16:10:06.369	1:36.249	1:36.249	16:11:42.618	

P23	64 Trade Centre Formula Woman				
STOP	IN TIME	STOP TIME	TOTAL TIME	OUT TIME	
1 -	16:06:49.180	3:18.654	3:18.654	16:10:07.834	

P24	61 Scott Sport				
STOP	IN TIME	STOP TIME	TOTAL TIME	OUT TIME	
1 -	15:50:41.590				



# GT Cup Championship

## RACE 14 - STATISTICS

**Competitors Started** 24  
**Planned Start** 2022-06-12 @ 15:55:00.000  
**Actual Start** 2022-06-12 @ 15:41:58.433  
**Finish Time** 2022-06-12 @ 16:33:44.221  
**Track Length** 2.9689mi.  
**Total Laps** 603  
**Total Distance Covered** 1790.2536mi.

### Session Fastest Lap History

NO	CL	NAME	LAP TIME	TIME OF DAY	LAP	VEHICLE
7	GTO	Raw Motorsport	1:56.063	15:43:54.512	1	Radical RXC
7	GTO	Raw Motorsport	1:52.342	15:45:46.853	2	Radical RXC
66	GT3	Enduro Motorsport	1:52.090	15:45:48.170	2	Mclaren 720S GT3
16	GT3	Ram Racing	1:51.882	15:49:33.814	4	Mercedes AMG GT3
67	GT3	Orange Racing powered by JMH	1:51.289	15:51:24.590	5	Mclaren 720S GT3
67	GT3	Orange Racing powered by JMH	1:51.169	15:59:14.739	9	Mclaren 720S GT3
67	GT3	Orange Racing powered by JMH	1:50.207	16:01:04.946	10	Mclaren 720S GT3
66	GT3	Enduro Motorsport	1:49.761	16:02:38.217	11	Mclaren 720S GT3
11	GT3	Ram Racing	1:48.665	16:17:21.227	18	Mercedes AMG GT3
11	GT3	Ram Racing	1:47.031	16:20:57.494	20	Mercedes AMG GT3

### Session Leader History

NO	CL	NAME	FROM LAP	LAPS LED	DISTANCE	VEHICLE
7	GTO	Raw Motorsport	1	5	14.84 miles	Radical RXC
67	GT3	Orange Racing powered by JMH	6	1	2.96 miles	Mclaren 720S GT3
66	GT3	Enduro Motorsport	7	1	2.96 miles	Mclaren 720S GT3
7	GTO	Raw Motorsport	8	2	5.93 miles	Radical RXC
66	GT3	Enduro Motorsport	10	6	17.81 miles	Mclaren 720S GT3
16	GT3	Ram Racing	16	1	2.96 miles	Mercedes AMG GT3
44	GT3	Paddock Motorsport	17	2	5.93 miles	Mclaren 720S GT3
11	GT3	Ram Racing	19	9	26.72 miles	Mercedes AMG GT3

### Flag History

TYPE	TIME OF DAY
GREEN	15:41:58.433
FINISH	16:33:44.221

### Flag Statistics

TYPE	COUNT	TOTAL LAPS	TOTAL TIME
Green	1	27	55:44.815
Red	0	0	0.000
Safety Car	0	0	0.000
FCY	0	0	0.000



## GT Cup Championship

### RACE 14 - STATISTICS

CLASS : GTC

4 Starters

#### Fastest Lap History

NO	NAME	LAP TIME	TIME OF DAY	LAP	VEHICLE
247	Racelab	2:01.704	15:44:00.140	1	Ferrari Challenge 488
247	Racelab	1:54.018	15:45:54.157	2	Ferrari Challenge 488
247	Racelab	1:53.408	15:47:47.566	3	Ferrari Challenge 488
9	Topcats Racing	1:53.158	15:47:48.234	3	Lamborghini Super Trofeo
247	Racelab	1:53.045	15:53:29.408	6	Ferrari Challenge 488
9	Topcats Racing	1:52.937	15:55:23.355	7	Lamborghini Super Trofeo
9	Topcats Racing	1:52.725	15:57:16.080	8	Lamborghini Super Trofeo
56	FF Corse	1:51.314	16:16:53.974	17	Ferrari Challenge 488 EVO
56	FF Corse	1:50.753	16:18:44.727	18	Ferrari Challenge 488 EVO

#### Leader History

NO	NAME	FROM LAP	LAPS LED	DISTANCE	VEHICLE
247	Racelab	1	15	44.53 miles	Ferrari Challenge 488
3	Topcats Racing	16	1	2.96 miles	Lamborghini Super Trofeo
9	Topcats Racing	17	1	2.96 miles	Lamborghini Super Trofeo
247	Racelab	18	10	29.68 miles	Ferrari Challenge 488



# GT Cup Championship

## RACE 14 - STATISTICS

CLASS : GT3

8 Starters

### Fastest Lap History

NO	NAME	LAP TIME	TIME OF DAY	LAP	VEHICLE
16	Ram Racing	1:56.521	15:43:54.971	1	Mercedes AMG GT3
16	Ram Racing	1:52.345	15:45:47.315	2	Mercedes AMG GT3
66	Enduro Motorsport	1:52.090	15:45:48.170	2	Mclaren 720S GT3
16	Ram Racing	1:51.882	15:49:33.814	4	Mercedes AMG GT3
67	Orange Racing powered by JMH	1:51.289	15:51:24.590	5	Mclaren 720S GT3
67	Orange Racing powered by JMH	1:51.169	15:59:14.739	9	Mclaren 720S GT3
67	Orange Racing powered by JMH	1:50.207	16:01:04.946	10	Mclaren 720S GT3
66	Enduro Motorsport	1:49.761	16:02:38.217	11	Mclaren 720S GT3
11	Ram Racing	1:48.665	16:17:21.227	18	Mercedes AMG GT3
11	Ram Racing	1:47.031	16:20:57.494	20	Mercedes AMG GT3

### Leader History

NO	NAME	FROM LAP	LAPS LED	DISTANCE	VEHICLE
16	Ram Racing	1	2	5.93 miles	Mercedes AMG GT3
67	Orange Racing powered by JMH	3	4	11.87 miles	Mclaren 720S GT3
66	Enduro Motorsport	7	9	26.72 miles	Mclaren 720S GT3
16	Ram Racing	16	1	2.96 miles	Mercedes AMG GT3
44	Paddock Motorsport	17	2	5.93 miles	Mclaren 720S GT3
11	Ram Racing	19	9	26.72 miles	Mercedes AMG GT3



## GT Cup Championship

### RACE 14 - STATISTICS

CLASS : GTO

1 Starters

#### Fastest Lap History

NO	NAME	LAP TIME	TIME OF DAY	LAP	VEHICLE
7	Raw Motorsport	<b>1:56.063</b>	15:43:54.512	1	Radical RXC
7	Raw Motorsport	<b>1:52.342</b>	15:45:46.853	2	Radical RXC
7	Raw Motorsport	<b>1:51.955</b>	15:51:24.113	5	Radical RXC
7	Raw Motorsport	<b>1:51.790</b>	16:04:33.792	12	Radical RXC
7	Raw Motorsport	<b>1:51.162</b>	16:23:13.109	21	Radical RXC

#### Leader History

NO	NAME	FROM LAP	LAPS LED	DISTANCE	VEHICLE
7	Raw Motorsport	1	27	80.16 miles	Radical RXC



## GT Cup Championship

### RACE 14 - STATISTICS

**CLASS : GTH**

**11 Starters**

#### Fastest Lap History

NO	NAME	LAP TIME	TIME OF DAY	LAP	VEHICLE
50	Valluga Racing	<b>2:06.119</b>	15:44:04.576	1	Porsche Cayman 718 RS Clubsport
50	Valluga Racing	<b>1:57.754</b>	15:46:02.329	2	Porsche Cayman 718 RS Clubsport
77	Greystone GT	<b>1:56.818</b>	16:14:05.956	15	Mclaren 570S GT4

#### Leader History

NO	NAME	FROM LAP	LAPS LED	DISTANCE	VEHICLE
50	Valluga Racing	1	13	38.59 miles	Porsche Cayman 718 RS Clubsport
26	Paddock Motorsport	14	1	2.96 miles	Mclaren 570S GT4
14	Greystone GT	15	4	11.87 miles	Mclaren 570S GT4
26	Paddock Motorsport	19	8	23.75 miles	Mclaren 570S GT4