

## Provisional

## Result List

### Stewards / Race Management

STEWARD	David Simons
STEWARD	Tony Johnstone
STEWARD	Bill Shewan
RACE DIRECTOR	Simon Gnana-Pragasam
CLERK OF THE COURSE	Simon Gnana-Pragasam
TECHNICAL DELEGATE	
CHIEF TIMEKEEPER	Gethin Rees

### Weather Start/Finish

AIR	10.7°C
TRACK	22.0°C
CONDITIONS	Dry
PRESSURE	1008 hPa
AIR	10.7°C
TRACK	22.0°C
CONDITIONS	Dry
PRESSURE	1008 hPa

### Track Information

GREEN FLAG	11:49:00
CHEQUERED FLAG	11:59:00
SAFETY CAR PHASE	0
FULL COURSE YELLOW PHASE	0
TRACK NAME	Brands Hatch
TRACK LENGTH	3916m
TURN COUNT	9
FASTEST LAP:	#66. TIL - 1:24.076

STARTED: 17 CLASSIFIED: 17 NOT CLASSIFIED: 0 DISQUALIFIED: 0

Nr. Drivers	Team	Lap	Best Time	Gap	Diff	Kph	Day Time
Cl. Car	Entrant						
1 66 M.Tillbrook/M.Clutton	Enduro Motorsport	6	1:24.076			167.6	11:58:02
GT3 McLaren 720S GT3	Enduro Motorsport						
2 16 I.Loggie	Ram Racing	7	1:24.739	0.663	0.663	166.3	11:59:35
GT3 Mercedes-AMG GT3	Ram Racing						
3 7 S.Burgess/B.Dimmack	Raw Motorsport	5	1:25.106	1.030	0.367	165.6	11:56:49
GTO Radical RXC	Raw Motorsport						
4 67 S.Orange/M.O'Brien	Orange Racing powered by JMH	6	1:25.959	1.883	0.853	164.0	11:58:29
GT3 McLaren 720S GT3	Orange Racing powered by JMH						
5 23 I.Campbell/O.Webb	Greystone GT	5	1:26.420	2.344	0.461	163.1	11:59:28
GT3 McLaren 720S GT3	Greystone GT						
6 11 M.Price/C.MacLeod	Ram Racing	7	1:26.486	2.410	0.066	163.0	11:59:48
GT3 Mercedes-AMG GT3	Ram Racing						
7 61 J.Dhillon/A.Amici	Scott Sport	7	1:27.651	3.575	1.165	160.8	11:59:53
GT3 Lamborghini Huracan GT3	Scott Sport						
8 28 P.Bailey/R.Wylie	SB Race Engineering	7	1:28.097	4.021	0.446	160.0	11:59:24
GTO McLaren MP4-12C Cam Am	SB Race Engineering						
9 247 L.Khera	Racelab	3	1:28.328	4.252	0.231	159.6	11:53:54
GTC Ferrari 488 Challenge	Racelab						
10 8 R.Neary/S.Neary	Abba Racing	3	1:28.428	4.352	0.100	159.4	11:54:01
GT3 Mercedes-AMG GT3	Abba Racing						
11 4 G.Tilley/W.Tregurtha	Tecserve	5	1:28.527	4.451	0.099	159.2	11:57:05
GT3 Mercedes-AMG GT3	Tecserve						
12 9 W.Gilbert/J.Lunn	Topcats Racing	4	1:30.347	6.271	1.820	156.0	11:55:40
GTC Lamborghini Super Trofeo	Topcats Racing						
13 3 C.Gilbert/C.Birch	Topcats Racing	3	1:31.036	6.960	0.689	154.8	11:57:16
GTC Lamborghini Super Trofeo	Topcats Racing						
14 42 A.Watts	24-7 Motorsport	5	1:32.231	8.155	1.195	152.8	11:57:32
GTC Porsche 911.2	24-7 Motorsport						
15 13 J.Webb/T.Webb	Team Webb	4	1:32.378	8.302	0.147	152.6	11:56:21
GTC Lamborghini Super Trofeo	Team Webb						
16 6 A.Stevenson/J.Kellet	Century Motorsport	2	1:33.198	9.122	0.820	151.2	11:52:39
GTC Ginetta G56 Supercup	Century Motorsport						
17 56 R.Millington/B.Simonsen	FF Corse	3	1:33.242	9.166	0.044	151.1	11:54:17
GTC Ferrari 458 Challenge EVO	FF Corse						

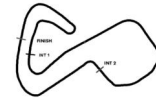
Car No. 3; 3 Lap Time removed for exceeding Tracklimits

Car No. 6, 7, 23; 1 Lap Time removed for exceeding Tracklimits

Cars #67 and 247 please fits working transponder

Subject to final scrutineering!

Publication time:	Race Director: Simon Gnana-Pragasam	Timekeeper: Gethin Rees
-------------------	-------------------------------------	-------------------------



## Provisional

## Result List

### Stewards / Race Management

STEWARD	David Simons
STEWARD	Tony Johnstone
STEWARD	Bill Shewan
RACE DIRECTOR	Simon Gnana-Pragasam
CLERK OF THE COURSE	Simon Gnana-Pragasam
TECHNICAL DELEGATE	
CHIEF TIMEKEEPER	Gethin Rees

### Weather Start/Finish

AIR	10.7°C
TRACK	22.0°C
CONDITIONS	Dry
PRESSURE	1008 hPa
AIR	10.7°C
TRACK	22.0°C
CONDITIONS	Dry
PRESSURE	1008 hPa

### Track Information

GREEN FLAG	12:04:00
CHEQUERED FLAG	12:14:00
SAFETY CAR PHASE	0
FULL COURSE YELLOW PHASE	0
TRACK NAME	Brands Hatch
TRACK LENGTH	3916m
TURN COUNT	9
FASTEST LAP:	#20. BAR - 1:30.977

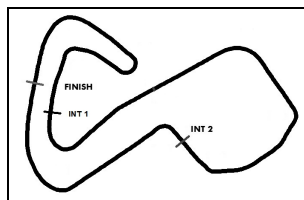
STARTED: 16 CLASSIFIED: 16 NOT CLASSIFIED: 0 DISQUALIFIED: 0

Nr. Drivers	Team	Lap	Best Time	Gap	Diff	Kph	Day Time
Cl. Car	Entrant						
1 20 T.Barrow	Saxon Motorsport	5	1:30.977			154.9	12:12:46
GTB BMW 150 GTR	Saxon Motorsport						
2 50 J.Wallis/S.Maher-Loughnan	Valluga Racing	4	1:32.120	1.143	1.143	153.0	12:11:23
GTH Porsche Cayman 718 RS Clubsport	Valluga Racing						
3 10 C.Jenkins/T.Gilham	Team Hard	4	1:32.275	1.298	0.155	152.7	12:10:32
GTH Ginetta G55 GT4	Motus One						
4 51 N.Maclennan/C.Fenton	Valluga Racing	4	1:32.290	1.313	0.015	152.7	12:10:51
GTH Porsche Cayman Clubsport GT4	Valluga Racing						
5 138 S.Allpass	Geoff Steel Racing	3	1:32.751	1.774	0.461	151.9	12:08:56
GTB BMW Evolution	Geoff Steel Racing						
6 17 L.Russell/P.Collins	Orange Racing powered by JMH	3	1:32.921	1.944	0.170	151.7	12:09:11
GTH McLaren 570S GT4	Orange Racing powered by JMH						
7 69 S.Walton/C.Hart	Make Happen Racing	4	1:33.209	2.232	0.288	151.2	12:11:51
GTH Mercedes-AMG GT4	Make Happen Racing						
8 78 T.Dockert/J.Albert	Fox Motorsport	5	1:33.689	2.712	0.480	150.4	12:12:41
GTH McLaren 570S GT4	Fox Motorsport						
9 26 T.Chohan/T.Roche	Paddock Motorsport	3	1:33.839	2.862	0.150	150.2	12:12:36
GTH McLaren 570S GT4	Paddock Motorsport						
10 77 M.Hopton/E.Hankey	Greystone GT	5	1:33.933	2.956	0.094	150.0	12:12:31
GTH McLaren 570S GT4	Greystone GT						
11 96 J.Currie	Make Happen Racing	6	1:34.221	3.244	0.288	149.6	12:14:39
GTH Mercedes-AMG GT4	Make Happen Racing						
12 14 P.Carter/M.Broadhurst	Greystone GT	6	1:34.917	3.940	0.696	148.5	12:14:44
GTH McLaren 570S GT4	Greystone GT						
13 86 T.Creswick/C.Dymond	Caffeine Six by Parr Motorsport	6	1:35.005	4.028	0.088	148.3	12:14:34
GTH Porsche Cayman Clubsport GT4	Caffeine Six by Parr Motorsport						
14 25 K.Jundu/A.Hatfield	Paddock Motorsport	5	1:35.192	4.215	0.187	148.0	12:12:48
GTH McLaren 570S GT4	Paddock Motorsport						
15 80 R.Trenka/J.Lancaster	Greystone GT	6	1:41.530	10.553	6.338	138.8	12:15:05
GTH McLaren 570S GT4	Greystone GT						
16 12 J.Garrett/S.Kakad	Petrolhead Motorsport	6	1:42.592	11.615	1.062	137.4	12:15:08
GTB BMW E46	Simpson Motorsport						

Car No. 26; 2 Lap Time removed for exceeding Tracklimits  
Car No. 51; 1 Lap Time removed for exceeding Tracklimits  
Car No. 80 please fits working transponder

Subject to final scrutineering!

Publication time:	Race Director: Simon Gnana-Pragasam	Timekeeper: Gethin Rees
-------------------	-------------------------------------	-------------------------



Brands Hatch, Length: 3916m

# GT Cup Championship

## Start Grid Race 1

Official



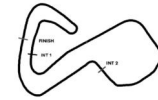
Saturday, April 30, 2022 14:30:00

<b>80 Greystone GT</b> Ron Trenka/ Jon Lancaster 1:41.530	<b>16</b>	<b>12 Petrolhead Motorsport</b> Jason Garrett/ Sacha Kakad 1:42.592
<b>86 Caffeine Six by Parr Motorsport</b> Timothy Creswick/ Chris Dymond 1:35.005	<b>15</b>	<b>25 Paddock Motorsport</b> Kavi Jundu/ Adam Hatfield 1:35.192
<b>96 Make Happen Racing</b> Jon Currie 1:34.221	<b>14</b>	<b>14 Greystone GT</b> Phillip Carter/ Michael Broadhurst 1:34.917
<b>26 Paddock Motorsport</b> Tehmur Chohan/ Tom Roche 1:33.839	<b>13</b>	<b>77 Greystone GT</b> Mark Hopton/ Euan Hankey 1:33.933
<b>56 FF Corse</b> Roy Millington/ Benny Simonsen 1:33.242	<b>12</b>	<b>78 Fox Motorsport</b> Tim Docker/ Jordan Albert 1:33.689
<b>6 Century Motorsport</b> Alex Stevenson/ James Kellet 1:33.198	<b>11</b>	<b>69 Make Happen Racing</b> Stephen Walton/ Chris Hart 1:33.209
<b>138 Geoff Steel Racing</b> Sam Allpass 1:32.751	<b>10</b>	<b>17 Orange Racing powered by JMH</b> Lindsay Russell/ Patrick Collins 1:32.921
<b>51 Valluga Racing</b> Neil MacLennan/ Cameron Fenton 1:32.290	<b>9</b>	<b>13 Team Webb</b> James Webb/ Tom Webb 1:32.378
<b>42 24-7 Motorsport</b> Adrian Watts 1:32.231	<b>8</b>	<b>10 Team Hard</b> Callum Jenkins/ Tony Gilham 1:32.275
<b>3 Topcats Racing</b> Charlotte Gilbert/ Charlotte Birch 1:31.036	<b>7</b>	<b>50 Valluga Racing</b> James Wallis/ Sam Maher-Loughnan 1:32.120
<b>9 Topcats Racing</b> Warren Gilbert/ Jensen Lunn 1:30.347	<b>6</b>	<b>20 Saxon Motorsport</b> Tom Barrow 1:30.977
<b>247 Racelab</b> Lucky Khera 1:28.328	<b>5</b>	<b>4 Tecserve</b> Grahame Tilley/ William Tregurtha 1:28.527
<b>61 Scott Sport</b> John Dhillon/ Andrea Amici 1:27.651	<b>4</b>	<b>28 SB Race Engineering</b> Paul Bailey/ Ross Wylie 1:28.097
<b>23 Greystone GT</b> Ian Campbell/ Oliver Webb 1:26.420	<b>3</b>	<b>11 Ram Racing</b> Michael Price/ Callum MacLeod 1:26.486
<b>7 Raw Motorsport</b> Steve Burgess/ Ben Dimmack 1:25.106	<b>2</b>	<b>67 Orange Racing powered by JMH</b> Simon Orange/ Michael O'Brien 1:25.959
<b>66 Enduro Motorsport</b> Mogan Tillbrook/ Marcus Clutton 1:24.076	<b>1</b>	<b>16 Ram Racing</b> Ian Loggie 1:24.739
<b>POLE POSITION</b>	<b>STARTLINE</b>	

withdraw of car no. 08

Publication time:	Race Director: Simon Gnana-Pragasam	Timekeeper: Gethin Rees
-------------------	-------------------------------------	-------------------------

## Race 1 Brands Hatch



### Provisional

### Result List

#### Stewards / Race Management

<b>STEWARD</b>	David Simons
<b>STEWARD</b>	Tony Johnstone
<b>STEWARD</b>	Bill Shewan
<b>RACE DIRECTOR</b>	Simon Gnana-Pragasam
<b>CLERK OF THE COURSE</b>	Simon Gnana-Pragasam
<b>TECHNICAL DELEGATE</b>	
<b>CHIEF TIMEKEEPER</b>	Gethin Rees

#### Weather Start/Finish

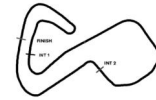
<b>AIR</b>	16.5°C
<b>TRACK</b>	33.7°C
<b>CONDITIONS</b>	Dry
<b>PRESSURE</b>	1008 hPa
<b>AIR</b>	16.6°C
<b>TRACK</b>	33.8°C
<b>CONDITIONS</b>	Dry
<b>PRESSURE</b>	1008 hPa

#### Track Information

<b>GREEN FLAG</b>	14:28:33
<b>CHEQUERED FLAG</b>	14:54:25
<b>SAFETY CAR PHASE</b>	2
<b>FULL COURSE YELLOW PHASE</b>	0
<b>TRACK NAME</b>	Brands Hatch
<b>TRACK LENGTH</b>	3916m
<b>TURN COUNT</b>	9
<b>TOTAL DISTANCE</b>	58.74km
<b>FASTEST LAP:</b>	#67. ORA - 1:24.948

STARTED: 32 CLASSIFIED: 30 NOT CLASSIFIED: 2 DISQUALIFIED: 0

Nr. Drivers	Team	Laps	Total Time	Gap	Kph	Lap	Time	Kph
Cl. Car	Entrant							
1 7 <b>S.Burgess</b> /B.Dimmack GTO Radical RXC	<b>Raw Motorsport</b> Raw Motorsport	15	<b>25:52.412</b>		142.8	13	1:25.417	165.0
2 66 <b>M.Tillbrook</b> /M.Clutton GT3 McLaren 720S GT3	<b>Enduro Motorsport</b> Enduro Motorsport	15	<b>25:55.645</b>	3.233	142.4	15	1:25.200	165.4
3 67 <b>S.Orange</b> /M.O'Brien GT3 McLaren 720S GT3	<b>Orange Racing powered by JMH</b> Orange Racing powered by JMH	15	<b>25:56.841</b>	4.429	142.4	14	1:24.948	165.9
4 16 <b>I.Loggie</b> GT3 Mercedes-AMG GT3	<b>Ram Racing</b> Ram Racing	15	<b>26:02.111</b>	9.699	141.8	14	1:25.995	163.9
5 11 <b>M.Price</b> /C.MacLeod GT3 Mercedes-AMG GT3	<b>Ram Racing</b> Ram Racing	15	<b>26:04.826</b>	12.414	141.6	9	1:26.777	162.4
6 23 <b>I.Campbell</b> /O.Webb GT3 McLaren 720S GT3	<b>Greystone GT</b> Greystone GT	15	<b>26:05.422</b>	13.010	141.5	9	1:26.689	162.6
7 61 <b>J.Dhillon</b> /A.Amici GT3 Lamborghini Huracan GT3	<b>Scott Sport</b> Scott Sport	15	<b>26:13.681</b>	21.269	140.8	5	1:29.010	158.3
8 28 <b>P.Bailey</b> /R.Wylie GTO Brabham BT62 GT2	<b>SB Race Engineering</b> SB Race Engineering	15	<b>26:16.925</b>	24.513	140.5	8	1:28.872	158.6
9 247 <b>L.Khera</b> GTC Ferrari 488 Challenge	<b>Racelab</b> Racelab	15	<b>26:17.732</b>	25.320	140.5	15	1:28.969	158.4
10 4 <b>G.Tilley</b> /W.Tregurtha GT3 Mercedes-AMG GT3	<b>Tecserve</b> Tecserve	15	<b>26:21.662</b>	29.250	140.6	15	1:29.168	158.1
11 3 <b>C.Gilbert</b> /C.Birch GTC Lamborghini Super Trofeo	<b>Topcats Racing</b> Topcats Racing	15	<b>26:23.321</b>	30.909	140.1	9	1:30.867	155.1
12 20 <b>T.Barrow</b> GTB BMW 150 GTR	<b>Saxon Motorsport</b> Saxon Motorsport	15	<b>26:28.621</b>	36.209	139.4	8	1:31.884	153.4
13 51 <b>M.Graham</b> /B.Hetherington GTH Porsche Cayman Clubsport GT4	<b>Valluga Racing</b> Valluga Racing	15	<b>26:33.887</b>	41.475	139.1	9	1:32.806	151.9
14 9 <b>J.Lunn</b> /W.Gilbert GTC Lamborghini Super Trofeo	<b>Topcats Racing</b> Topcats Racing	15	<b>26:34.363</b>	41.951	143.0	8	1:31.729	153.6
15 13 <b>J.Webb</b> /T.Webb GTC Lamborghini Super Trofeo	<b>Team Webb</b> Team Webb	15	<b>26:34.392</b>	41.980	139.1	7	1:31.296	154.4
16 50 <b>J.Wallis</b> /S.Maher-Loughnan GTH Porsche Cayman 718 RS Clubsport	<b>Valluga Racing</b> Valluga Racing	15	<b>26:35.319</b>	42.907	138.8	8	1:32.522	152.3
17 138 <b>S.Allpass</b> GTB BMW Evolution	<b>Geoff Steel Racing</b> Geoff Steel Racing	15	<b>26:36.732</b>	44.320	139.0	8	1:32.756	151.9
18 17 <b>W.Dendy</b> /P.Collins GTH McLaren 570S GT4	<b>Orange Racing powered by JMH</b> Orange Racing powered by JMH	15	<b>26:37.098</b>	44.686	138.9	8	1:33.196	151.2
19 10 <b>C.Jenkins</b> /T.Gilham GTH Ginetta G55 GT4	<b>Team Hard</b> Motus One	15	<b>26:37.584</b>	45.172	138.7	8	1:32.501	152.4
20 42 <b>A.Watts</b> GTC Porsche 911.2	<b>24-7 Motorsport</b> 24-7 Motorsport	15	<b>26:38.049</b>	45.637	139.0	8	1:33.058	151.4
21 6 <b>A.Stevenson</b> /J.Kellet GTC Ginetta G56 Supercup	<b>Century Motorsport</b> Century Motorsport	15	<b>26:39.161</b>	46.749	138.9	15	1:33.999	149.9



### Provisional

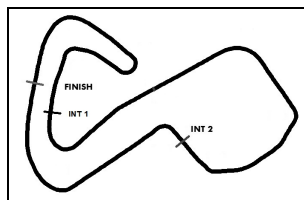
### Result List

Nr.	Drivers	Team	Laps	Total Time	Gap	Kph	Lap	Time	Kph
Cl.	Car	Entrant							
22	56 R.Millington/B.Simonsen GTC Ferrari 458 Challenge EVO	FF Corse FF Corse	15	26:39.602	47.190	139.0	15	1:33.985	149.9
23	26 T.Chohan/T.Roche GTH McLaren 570S GT4	Paddock Motorsport Paddock Motorsport	15	26:40.578	48.166	139.0	6	1:33.546	150.7
24	77 M.Hopton/E.Hankey GTH McLaren 570S GT4	Greystone GT Greystone GT	15	26:41.067	48.655	138.8	15	1:34.210	149.6
25	78 T.Docker/J.Albert GTH McLaren 570S GT4	Fox Motorsport Fox Motorsport	15	26:41.687	49.275	138.7	8	1:33.827	150.2
26	69 S.Walton/C.Hart GTH Mercedes-AMG GT4	Make Happen Racing Make Happen Racing	14	26:33.146	1 LAP	129.5	5	1:37.269	144.9
27	96 J.Currie GTH Mercedes-AMG GT4	Make Happen Racing Make Happen Racing	14	26:33.728	1 LAP	129.8	6	1:36.592	145.9
28	25 K.Jundu/A.Hatfield GTH McLaren 570S GT4	Paddock Motorsport Paddock Motorsport	14	26:34.240	1 LAP	129.8	12	1:36.463	146.1
29	86 T.Creswich/C.Dymond GTH Porsche Cayman Clubsport GT4	Caffeine Six by Parr Motorsport Caffeine Six by Parr Motorsport	14	26:36.598	1 LAP	129.6	6	1:35.928	146.9
30	80 R.Trenka/J.Lancaster GTH McLaren 570S GT4	Greystone GT Greystone GT	13	27:02.464	2LAPS	117.5	6	1:43.248	136.5
<b>Not classified</b>									
	14 P.Carter/M.Broadhurst GTH McLaren 570S GT4	Greystone GT Greystone GT	7	13:48.034	8LAPS	130.6	5	1:36.609	145.9
	12 J.Garrett/S.Kakad GTB BMW E46	Petrolhead Motorsport Simpson Motorsport	3	17:42.744	12LAPS	32.0	2	2:39.449	88.4

Fastest lap of the race. Car 67 driver Simon Orange on lap 14. Time 1:24.948, average speed 165.9 km/h.

Subject to final scrutineering!

Publication time:	Race Director: Simon Gnana-Pragasam	Timekeeper: Gethin Rees
-------------------	-------------------------------------	-------------------------



Brands Hatch, Length: 3916m

# GT Cup Championship

## Start Grid Race 2

Official



Saturday, April 30, 2022 17:35:00

<b>80 Greystone GT</b> Ron Trenka/ Jon Lancaster 1:43.248	<b>16</b>	<b>12 Petrolhead Motorsport</b> Jason Garrett/ Sacha Kakad 2:39.449
<b>14 Greystone GT</b> Phillip Carter/ Michael Broadhurst 1:36.609	<b>15</b>	<b>69 Make Happen Racing</b> Stephen Walton/ Chris Hart 1:37.269
<b>25 Paddock Motorsport</b> Kavi Jundu/ Adam Hatfield 1:36.463	<b>14</b>	<b>96 Make Happen Racing</b> Jon Currie 1:36.592
<b>77 Greystone GT</b> Mark Hopton/ Euan Hankey 1:34.210	<b>13</b>	<b>86 Caffeine Six by Parr Motorsport</b> Timothy Creswich/ Chris Dymond 1:35.928
<b>56 FF Corse</b> Roy Millington/ Benny Simonsen 1:33.985	<b>12</b>	<b>6 Century Motorsport</b> Alex Stevenson/ James Kellet 1:33.999
<b>26 Paddock Motorsport</b> Tehmur Chohan/ Tom Roche 1:33.546	<b>11</b>	<b>78 Fox Motorsport</b> Tim Docker/ Jordan Albert 1:33.827
<b>42 24-7 Motorsport</b> Adrian Watts 1:33.058	<b>10</b>	<b>17 Orange Racing powered by JMH</b> Will Dendy/ Patrick Collins 1:33.196
<b>138 Geoff Steel Racing</b> Sam Allpass 1:32.756	<b>9</b>	<b>51 Valluga Racing</b> Matthew Graham/ Benji Hethrington 1:32.806
<b>10 Team Hard</b> Callum Jenkins/ Tony Gilham 1:32.501	<b>8</b>	<b>50 Valluga Racing</b> James Wallis/ Sam Maher-Loughnan 1:32.522
<b>9 Topcats Racing</b> Jensen Lunn/ Warren Gilbert 1:31.729	<b>7</b>	<b>20 Saxon Motorsport</b> Tom Barrow 1:31.884
<b>3 Topcats Racing</b> Charlotte Gilbert/ Charlotte Birch 1:30.867	<b>6</b>	<b>13 Team Webb</b> James Webb/ Tom Webb 1:31.296
<b>61 Scott Sport</b> John Dhillon/ Andrea Amici 1:29.010	<b>5</b>	<b>4 Tecserve</b> Grahame Tilley/ William Tregurtha 1:29.168
<b>28 SB Race Engineering</b> Paul Bailey/ Ross Wylie 1:28.872	<b>4</b>	<b>247 Racelab</b> Lucky Khara 1:28.969
<b>23 Greystone GT</b> Ian Campbell/ Oliver Webb 1:26.689	<b>3</b>	<b>11 Ram Racing</b> Michael Price/ Callum MacLeod 1:26.777
<b>7 Raw Motorsport</b> Steve Burgess/ Ben Dimmack 1:25.417	<b>2</b>	<b>16 Ram Racing</b> Ian Loggie 1:25.995
<b>67 Orange Racing powered by JMH</b> Simon Orange/ Michael O'Brien 1:24.948	<b>1</b>	<b>66 Enduro Motorsport</b> Mogan Tillbrook/ Marcus Clutton 1:25.200

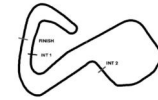
POLE POSITION

STARTLINE

Publication time:

Race Director: Tony Watts

Timekeeper: Gethin Rees



### Provisional

### Result List

#### Stewards / Race Management

STEWARD	David Simons
STEWARD	Tony Johnstone
STEWARD	Bill Shewan
RACE DIRECTOR	Simon Gnana-Pragasam
CLERK OF THE COURSE	Simon Gnana-Pragasam
TECHNICAL DELEGATE	
CHIEF TIMEKEEPER	Gethin Rees

#### Weather Start/Finish

AIR	16.4°C
TRACK	26.0°C
CONDITIONS	Dry
PRESSURE	1008 hPa
AIR	16.6°C
TRACK	20.6°C
CONDITIONS	Dry
PRESSURE	1008 hPa

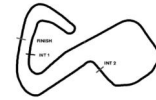
#### Track Information

GREEN FLAG	17:31:58
CHEQUERED FLAG	18:18:39
SAFETY CAR PHASE	0
FULL COURSE YELLOW PHASE	0
TRACK NAME	Brands Hatch
TRACK LENGTH	3916m
TURN COUNT	9
TOTAL DISTANCE	113.56km
FASTEST LAP:	#67. ORA - 1:23.665

STARTED: 30 CLASSIFIED: 28 NOT CLASSIFIED: 2 DISQUALIFIED: 1

Nr.	Drivers	Team	Laps	Total Time	Gap	Kph	Lap	Time	Kph
Cl.	Car	Competitor							
1	67 S.Orange/M.O'Brien GT3 McLaren 720S GT3	Orange Racing powered by JMH Orange Racing powered by JMH	29	44:41.555		157.1	28	1:23.665	168.5
2	66 M.Tillbrook/M.Clutton GT3 McLaren 720S GT3	Enduro Motorsport Enduro Motorsport	29	45:04.376	22.821	155.7	27	1:24.077	167.6
3	23 I.Campbell/O.Webb GT3 McLaren 720S GT3	Greystone GT Greystone GT	29	45:23.384	41.829	154.6	29	1:24.445	166.9
4	11 M.Price/C.MacLeod GT3 Mercedes-AMG GT3	Ram Racing Ram Racing	29	45:30.315	48.760	154.2	21	1:24.098	167.6
5	7 B.Dimmack/S.Burgess GTO Radical RXC	Raw Motorsport Raw Motorsport	29	45:41.703	1:00.148	153.5	19	1:26.118	163.7
6	16 I.Loggie GT3 Mercedes-AMG GT3	Ram Racing Ram Racing	29	45:42.616	1:01.061	153.4	21	1:25.767	164.3
7	61 J.Dhillon/A.Amici GT3 Lamborghini Huracan GT3	Scott Sport Scott Sport	29	45:46.725	1:05.170	153.2	24	1:24.609	166.6
8	9 W.Gilbert/J.Lunn GTC Lamborghini Super Trofeo	Topcats Racing Topcats Racing	28	45:40.893	1 LAP	148.1	7	1:29.281	157.9
9	6 A.Stevenson/J.Kellet GTC Ginetta G56 Supercup	Century Motorsport Century Motorsport	28	46:05.833	1 LAP	146.8	19	1:27.328	161.4
10	13 J.Webb GTC Lamborghini Super Trofeo	Team Webb Team Webb	27	44:47.356	2 LAPS	145.7	8	1:31.771	153.6
11	56 R.Millington/B.Simonsen GTC Ferrari 458 Challenge EVO	FF Corse FF Corse	27	44:49.946	2 LAPS	145.7	22	1:27.289	161.5
12	50 J.Wallis/S.Maher-Loughnan GTH Porsche Cayman 718 RS Clubsport	Valluga Racing Valluga Racing	27	45:00.185	2 LAPS	145.0	12	1:32.369	152.6
13	51 M.Graham/B.Hetherington GTH Porsche Cayman Clubsport GT4	Valluga Racing Valluga Racing	27	45:08.231	2 LAPS	144.5	12	1:32.418	152.5
14	3 C.Birch/C.Gilbert GTC Lamborghini Super Trofeo	Topcats Racing Topcats Racing	27	45:12.664	2 LAPS	144.2	25	1:30.495	155.7
15	78 T.Docker/J.Albert GTH McLaren 570S GT4	Fox Motorsport Fox Motorsport	27	45:32.995	2 LAPS	143.2	25	1:32.046	153.1
16	77 M.Hopton/E.Hankey GTH McLaren 570S GT4	Greystone GT Greystone GT	27	45:38.185	2 LAPS	143.0	25	1:32.120	153.0
17	26 T.Chohan/T.Roche GTH McLaren 570S GT4	Paddock Motorsport Paddock Motorsport	27	45:53.219	2 LAPS	142.1	7	1:33.320	151.0
18	25 K.Jundu/M.Ritson GTH McLaren 570S GT4	Paddock Motorsport Paddock Motorsport	27	45:55.189	2 LAPS	142.0	27	1:33.243	151.1
19	86 T.Creswich/C.Dymond GTH Porsche Cayman Clubsport GT4	Caffeine Six by Parr Motorsport Caffeine Six by Parr Motorsport	27	46:05.980	2 LAPS	141.4	27	1:33.137	151.3
20	14 P.Carter/M.Broadhurst GTH McLaren 570S GT4	Greystone GT Greystone GT	27	46:06.694	2 LAPS	141.4	20	1:32.414	152.5
21	69 S.Walton/C.Hart GTH Mercedes-AMG GT4	Make Happen Racing Make Happen Racing	27	46:14.754	2 LAPS	141.0	6	1:33.354	151.0





## Provisional

## Result List

Nr. Drivers	Team	Laps	Total Time	Gap	Kph	Lap	Time	Kph
Cl. Car	Competitor							
22 96 J.Currie	Make Happen Racing	27	46:14.915	2LAPS	141.0	6	1:34.605	149.0
GTH Mercedes-AMG GT4	Make Happen Racing							
23 138 S.Allpass	Geoff Steel Racing	27	46:16.228	2LAPS	140.7	21	1:33.027	151.5
GTB BMW Evolution	Geoff Steel Racing							
24 247 L.Khera/D.McDonald	Racelab	26	42:42.799	3LAPS	147.3	20	1:28.573	159.1
GTC Ferrari 488 Challenge	Racelab							
25 17 P.Collins/R.Lindsay	Orange Racing powered by JMH	26	45:29.652	3LAPS	137.8	26	1:34.991	148.4
GTH McLaren 570S GT4	Orange Racing powered by JMH							
26 80 R.Trenka/J.Lancaster	Greystone GT	26	45:53.305	3LAPS	136.7	20	1:32.732	152.0
GTH McLaren 570S GT4	Greystone GT							
27 12 J.Garrett/S.Kakad	Petrolhead Motorsport	25	44:55.691	4LAPS	134.2	14	1:36.304	146.3
GTB BMW E46	Simpson Motorsport							
28 28 P.Bailey/R.Wylie	SB Race Engineering	20	33:08.539	9LAPS	147.3	18	1:26.775	162.4
GTO Brabham BT62 GT2	SB Race Engineering							
<b>Not classified</b>								
20 T.Barrow	Saxon Motorsport	18	29:15.694	11LAPS	151.3	7	1:30.892	155.1
GTB BMW 150 GTR	Saxon Motorsport							
10 C.Jenkins	Team Hard	7	12:30.859	22LAPS	146.2	7	1:33.683	150.4
GTH Ginetta G55 GT4	Motus One							
42 A.Watts	24-7 Motorsport				141.9	21	1:32.813	151.8
GTC Porsche 911.2	24-7 Motorsport							

### Did not start

4 G.Tilley/W.Tregurtha  
GT3 Mercedes-AMG GT3

Tecserve  
Tecserve

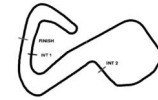
Fastest lap of the race. Car 67 driver Simon Orange on lap 28. Time 1:23.665, average speed 168.5 km/h.

CAR 42 NOT RUNNING AT THE RED FLAG

Subject to final scrutineering!

Publication time:	Race Director: Simon Gnana-Pragasam	Timekeeper: Gethin Rees
-------------------	-------------------------------------	-------------------------





### Provisional

### Result List

#### Stewards / Race Management

STEWARD	David Simons
STEWARD	Tony Johnstone
STEWARD	Bill Shewan
RACE DIRECTOR	Simon Gnana-Pragasam
CLERK OF THE COURSE	Simon Gnana-Pragasam
TECHNICAL DELEGATE	
CHIEF TIMEKEEPER	Gethin Rees

#### Weather Start/Finish

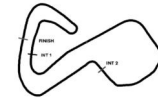
AIR	14.0°C
TRACK	18.6°C
CONDITIONS	Dry
PRESSURE	1008 hPa
AIR	14.4°C
TRACK	18.8°C
CONDITIONS	Dry
PRESSURE	1008 hPa

#### Track Information

GREEN FLAG	10:00:00
CHEQUERED FLAG	10:10:00
SAFETY CAR PHASE	0
FULL COURSE YELLOW PHASE	0
TRACK NAME	Brands Hatch
TRACK LENGTH	3916m
TURN COUNT	9
FASTEST LAP:	#66. TIL - 1:26.747

STARTED: 29 CLASSIFIED: 29 NOT CLASSIFIED: 0 DISQUALIFIED: 0

Nr. Drivers	Team	Lap	Best Time	Gap	Diff	Kph	Day Time
Cl. Car	Competitor						
1 66 M.Tillbrook/M.Clutton	Enduro Motorsport	4	1:26.747			162.5	10:07:19
GT3 McLaren 720S GT3	Enduro Motorsport						
2 61 J.Dhillon/A.Amici	Scott Sport	5	1:27.216	0.469	0.469	161.6	10:10:08
GT3 Lamborghini Huracan GT3	Scott Sport						
3 16 I.Loggie	Ram Racing	4	1:27.248	0.501	0.032	161.5	10:06:37
GT3 Mercedes-AMG GT3	Ram Racing						
4 6 A.Stevenson/J.Kellet	Century Motorsport	2	1:27.987	1.240	0.739	160.2	10:03:24
GTC Ginetta G56 Supercup	Century Motorsport						
5 67 S.Orange/M.O'Brien	Orange Racing powered by JMH	5	1:28.060	1.313	0.073	160.0	10:10:19
GT3 McLaren 720S GT3	Orange Racing powered by JMH						
6 11 M.Price/C.MacLeod	Ram Racing	5	1:28.805	2.058	0.745	158.7	10:08:18
GT3 Mercedes-AMG GT3	Ram Racing						
7 247 L.Khera/D.McDonald	Racelab	5	1:29.290	2.543	0.485	157.8	10:11:05
GTC Ferrari 488 Challenge	Racelab						
8 23 I.Campbell/O.Webb	Greystone GT	3	1:29.560	2.813	0.270	157.4	10:06:13
GT3 McLaren 720S GT3	Greystone GT						
9 56 R.Millington/B.Simonsen	FF Corse	5	1:30.176	3.429	0.616	156.3	10:10:23
GTC Ferrari 458 Challenge EVO	FF Corse						
10 14 P.Carter/M.Broadhurst	Greystone GT	3	1:31.850	5.103	1.674	153.4	10:05:07
GTH McLaren 570S GT4	Greystone GT						
11 28 P.Bailey/R.Wylie	SB Race Engineering	6	1:32.060	5.313	0.210	153.1	10:10:08
GTO McLaren MP4-12C Cam Am	SB Race Engineering						
12 51 M.Graham/B.Hetherington	Valluga Racing	5	1:32.619	5.872	0.559	152.2	10:08:40
GTH Porsche Cayman Clubsport GT4	Valluga Racing						
13 3 C.Gilbert/C.Birch	Topcats Racing	4	1:32.920	6.173	0.301	151.7	10:07:15
GTC Lamborghini Super Trofeo	Topcats Racing						
14 25 K.Jundu/A.Hatfield	Paddock Motorsport	5	1:33.235	6.488	0.315	151.2	10:09:51
GTH McLaren 570S GT4	Paddock Motorsport						
15 50 J.Wallis/S.Maher-Loughnan	Valluga Racing	5	1:33.323	6.576	0.088	151.0	10:10:20
GTH Porsche Cayman 718 RS Clubsport	Valluga Racing						
16 9 W.Gilbert/J.Lunn	Topcats Racing	5	1:33.459	6.712	0.136	150.8	10:09:59
GTC Lamborghini Super Trofeo	Topcats Racing						
17 26 T.Chohan/T.Roche	Paddock Motorsport	5	1:34.115	7.368	0.656	149.7	10:11:00
GTH McLaren 570S GT4	Paddock Motorsport						
18 13 J.Webb/T.Webb	Team Webb	4	1:34.116	7.369	0.001	149.7	10:07:59
GTC Lamborghini Super Trofeo	Team Webb						
19 20 T.Barrow	Saxon Motorsport	4	1:34.990	8.243	0.874	148.4	10:07:12
GTB BMW 150 GTR	Saxon Motorsport						
20 96 J.Currie	Make Happen Racing	3	1:35.289	8.542	0.299	147.9	10:06:09
GTH Mercedes-AMG GT4	Make Happen Racing						
21 7 S.Burgess/B.Dimmack	Raw Motorsport	2	1:35.314	8.567	0.025	147.9	10:04:19
GTO Radical RXC	Raw Motorsport						



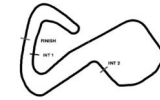
### Provisional

### Result List

	Nr. Drivers	Team	Lap	Best Time	Gap	Diff	Kph	Day Time
	Cl. Car	Competitor						
22	10 C.Jenkins/T.Gilham	Team Hard	5	1:35.482	8.735	0.168	147.6	10:09:43
	GTH Ginetta G55 GT4	Motus One						
23	86 T.Creswich/C.Dymond	Caffeine Six by Parr Motorsport	6	1:36.128	9.381	0.646	146.6	10:10:24
	GTH Porsche Cayman Clubsport GT4	Caffeine Six by Parr Motorsport						
24	17 R.Lindsay/P.Collins	Orange Racing powered by JMH	4	1:36.915	10.168	0.787	145.4	10:07:25
	GTH McLaren 570S GT4	Orange Racing powered by JMH						
25	69 S.Walton/C.Hart	Make Happen Racing	4	1:37.244	10.497	0.329	144.9	10:07:45
	GTH Mercedes-AMG GT4	Make Happen Racing						
26	12 J.Garrett/S.Kakad	Petrolhead Motorsport	6	1:37.390	10.643	0.146	144.7	10:10:45
	GTB BMW E46	Simpson Motorsport						
27	77 M.Hopton/E.Hankey	Greystone GT	2	1:38.403	11.656	1.013	143.2	10:04:25
	GTH McLaren 570S GT4	Greystone GT						
28	80 R.Trenka/J.Lancaster	Greystone GT	2	1:39.285	12.538	0.882	141.9	10:04:28
	GTH McLaren 570S GT4	Greystone GT						
29	78 T.Docker/J.Albert	Fox Motorsport	2	1:44.357	17.610	5.072	135.0	10:03:54
	GTH McLaren 570S GT4	Fox Motorsport						

Subject to final scrutineering!

Publication time:	Race Director: Simon Gnana-Pragasam	Timekeeper: Gethin Rees
-------------------	-------------------------------------	-------------------------



## Provisional

## Result List

### Stewards / Race Management

STEWARD	David Simons
STEWARD	Tony Johnstone
STEWARD	Bill Shewan
RACE DIRECTOR	Simon Gnana-Pragasam
CLERK OF THE COURSE	Simon Gnana-Pragasam
TECHNICAL DELEGATE	
CHIEF TIMEKEEPER	Gethin Rees

### Weather Start/Finish

AIR	14.4°C
TRACK	19.4°C
CONDITIONS	Dry
PRESSURE	1008 hPa
AIR	14.4°C
TRACK	20.1°C
CONDITIONS	Dry
PRESSURE	1008 hPa

### Track Information

GREEN FLAG	10:15:00
CHEQUERED FLAG	10:25:00
SAFETY CAR PHASE	0
FULL COURSE YELLOW PHASE	0
TRACK NAME	Brands Hatch
TRACK LENGTH	3916m
TURN COUNT	9
FASTEST LAP:	#20. BAR - 1:30.476

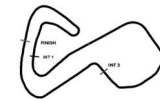
STARTED: 15 CLASSIFIED: 15 NOT CLASSIFIED: 0 DISQUALIFIED: 0

Nr. Drivers	Team	Lap	Best Time	Gap	Diff	Kph	Day Time
Cl. Car	Competitor						
1 20 T.Barrow	Saxon Motorsport	7	1:30.476			155.8	10:26:15
GTB BMW 150 GTR	Saxon Motorsport						
2 50 J.Wallis/S.Maher-Loughnan	Valluga Racing	4	1:31.131	0.655	0.655	154.6	10:20:48
GTH Porsche Cayman 718 RS Clubsport	Valluga Racing						
3 17 R.Lindsay/P.Collins	Orange Racing powered by JMH	6	1:31.440	0.964	0.309	154.1	10:24:33
GTH McLaren 570S GT4	Orange Racing powered by JMH						
4 51 M.Graham/B.Hethrington	Valluga Racing	5	1:31.933	1.457	0.493	153.3	10:23:57
GTH Porsche Cayman Clubsport GT4	Valluga Racing						
5 69 S.Walton/C.Hart	Make Happen Racing	5	1:32.065	1.589	0.132	153.1	10:23:22
GTH Mercedes-AMG GT4	Make Happen Racing						
6 26 T.Chohan/T.Roche	Paddock Motorsport	6	1:32.539	2.063	0.474	152.3	10:25:20
GTH McLaren 570S GT4	Paddock Motorsport						
7 78 T.Dockert/J.Albert	Fox Motorsport	2	1:32.642	2.166	0.103	152.1	10:18:30
GTH McLaren 570S GT4	Fox Motorsport						
8 96 J.Currie	Make Happen Racing	5	1:33.030	2.554	0.388	151.5	10:23:18
GTH Mercedes-AMG GT4	Make Happen Racing						
9 77 M.Hopton/E.Hankey	Greystone GT	3	1:33.175	2.699	0.145	151.3	10:19:56
GTH McLaren 570S GT4	Greystone GT						
10 14 P.Carter/M.Broadhurst	Greystone GT	5	1:33.455	2.979	0.280	150.8	10:23:07
GTH McLaren 570S GT4	Greystone GT						
11 25 K.Jundu/A.Hatfield	Paddock Motorsport	3	1:33.631	3.155	0.176	150.5	10:20:46
GTH McLaren 570S GT4	Paddock Motorsport						
12 86 T.Creswick/C.Dymond	Caffeine Six by Parr Motorsport	7	1:33.653	3.177	0.022	150.5	10:26:25
GTH Porsche Cayman Clubsport GT4	Caffeine Six by Parr Motorsport						
13 10 C.Jenkins/T.Gillham	Team Hard	3	1:34.157	3.681	0.504	149.7	10:20:22
GTH Ginetta G55 GT4	Motus One						
14 80 R.Trenka/J.Lancaster	Greystone GT	2	1:38.704	8.228	4.547	142.8	10:18:55
GTH McLaren 570S GT4	Greystone GT						
15 12 J.Garrett/S.Kakad	Petrolhead Motorsport	6	1:39.727	9.251	1.023	141.3	10:25:31
GTB BMW E46	Simpson Motorsport						

Car No. 25; 1 Lap Time removed for exceeding Tracklimits

Subject to final scrutineering!

Publication time:	Race Director: Simon Gnana-Pragasam	Timekeeper: Gethin Rees
-------------------	-------------------------------------	-------------------------



## Provisional

## Result List

### Stewards / Race Management

STEWARD	David Simons
STEWARD	Tony Johnstone
STEWARD	Bill Shewan
RACE DIRECTOR	Simon Gnana-Pragasam
CLERK OF THE COURSE	Simon Gnana-Pragasam
TECHNICAL DELEGATE	
CHIEF TIMEKEEPER	Gethin Rees

### Weather Start/Finish

AIR	14.4°C
TRACK	20.4°C
CONDITIONS	Dry
PRESSURE	1008 hPa
AIR	14.4°C
TRACK	20.6°C
CONDITIONS	Dry
PRESSURE	1008 hPa

### Track Information

GREEN FLAG	10:30:00
CHEQUERED FLAG	10:40:00
SAFETY CAR PHASE	0
FULL COURSE YELLOW PHASE	0
TRACK NAME	Brands Hatch
TRACK LENGTH	3916m
TURN COUNT	9
FASTEST LAP:	#66. TIL - 1:24.000

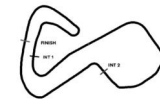
STARTED: 14 CLASSIFIED: 14 NOT CLASSIFIED: 0 DISQUALIFIED: 0

Nr. Drivers	Team	Lap	Best Time	Gap	Diff	Kph	Day Time
Cl. Car	Competitor						
1 66 M.Tillbrook/M.Clutton	Enduro Motorsport	7	1:24.000			167.8	10:40:57
GT3 McLaren 720S GT3	Enduro Motorsport						
2 67 S.Orange/M.O'Brien	Orange Racing powered by JMH	6	1:24.221	0.221	0.221	167.3	10:38:50
GT3 McLaren 720S GT3	Orange Racing powered by JMH						
3 16 I.Loggie	Ram Racing	7	1:24.764	0.764	0.543	166.3	10:40:55
GT3 Mercedes-AMG GT3	Ram Racing						
4 11 M.Price/C.MacLeod	Ram Racing	5	1:24.795	0.795	0.031	166.2	10:37:39
GT3 Mercedes-AMG GT3	Ram Racing						
5 23 I.Campbell/O.Webb	Greystone GT	5	1:25.568	1.568	0.773	164.7	10:39:37
GT3 McLaren 720S GT3	Greystone GT						
6 7 S.Burgess/B.Dimmack	Raw Motorsport	5	1:25.688	1.688	0.120	164.5	10:37:59
GTO Radical RXC	Raw Motorsport						
7 61 J.Dhillon/A.Amici	Scott Sport	7	1:25.757	1.757	0.069	164.3	10:40:52
GT3 Lamborghini Huracan GT3	Scott Sport						
8 247 L.Khera/D.McDonald	Racelab	5	1:27.704	3.704	1.947	160.7	10:38:10
GTC Ferrari 488 Challenge	Racelab						
9 9 W.Gilbert/J.Lunn	Topcats Racing	4	1:28.714	4.714	1.010	158.9	10:36:26
GTC Lamborghini Super Trofeo	Topcats Racing						
10 13 J.Webb/T.Webb	Team Webb	7	1:29.115	5.115	0.401	158.1	10:41:25
GTC Lamborghini Super Trofeo	Team Webb						
11 28 P.Bailey/R.Wylie	SB Race Engineering	5	1:30.565	6.565	1.450	155.6	10:38:42
GTO McLaren MP4-12C Cam Am	SB Race Engineering						
12 56 R.Millington/B.Simonsen	FF Corse	7	1:31.399	7.399	0.834	154.2	10:41:29
GTC Ferrari 458 Challenge EVO	FF Corse						
13 6 A.Stevenson/J.Kellet	Century Motorsport	4	1:32.218	8.218	0.819	152.8	10:36:55
GTC Ginetta G56 Supercup	Century Motorsport						
14 3 C.Gilbert/C.Birch	Topcats Racing	6	1:33.114	9.114	0.896	151.4	10:40:15
GTC Lamborghini Super Trofeo	Topcats Racing						

Car No. 23; 1 Lap Time removed for exceeding Tracklimits

Subject to final scrutineering!

Publication time:	Race Director: Simon Gnana-Pragasam	Timekeeper: Gethin Rees
-------------------	-------------------------------------	-------------------------



### Provisional

### Result List Combined

#### Stewards / Race Management

STEWARD	David Simons
STEWARD	Tony Johnstone
STEWARD	Bill Shewan
RACE DIRECTOR	Simon Gnana-Pragasam
CLERK OF THE COURSE	Simon Gnana-Pragasam
TECHNICAL DELEGATE	
CHIEF TIMEKEEPER	Gethin Rees

#### Weather Start/Finish

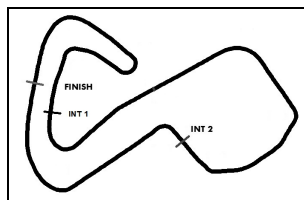
AIR	13.0°C
TRACK	N/A°C
CONDITIONS	Dry
PRESSURE	1000 hPa
AIR	13.0°C
TRACK	N/A°C
CONDITIONS	Dry
PRESSURE	1000 hPa

#### Track Information

GREEN FLAG	00:00:00
CHEQUERED FLAG	00:00:00
SAFETY CAR PHASE	0
FULL COURSE YELLOW PHASE	0
TRACK NAME	Brands Hatch
TRACK LENGTH	3916m
TURN COUNT	9
FASTEST LAP:	#66. TIL - 1:24.000

Drivers	Team	Car	Time 1	Lap	Time 2	Lap	Gap	Diff
1 66 M.Tillbrook/M.Clutton	Enduro Motorsport	McLaren 720S GT3		0	1:24.000	7		
2 67 S.Orange/M.O'Brien	Orange Racing powered by JMH	McLaren 720S GT3		0	1:24.221	6	0.221	0.221
3 16 I.Loggie	Ram Racing(GBR)	Mercedes-AMG GT3		0	1:24.764	7	0.543	0.764
4 11 M.Price/C.MacLeod	Ram Racing(GBR)	Mercedes-AMG GT3		0	1:24.795	5	0.031	0.795
5 23 I.Campbell/O.Webb	Greystone GT(GBR)	McLaren 720S GT3		0	1:25.568	5	0.773	1.568
6 7 S.Burgess/B.Dimmack	Raw Motorsport	Radical RXC		0	1:25.688	5	0.120	1.688
7 61 J.Dhillon/A.Amici	Scott Sport	Lamborghini Huracan GT3		0	1:25.757	7	0.069	1.757
8 247 L.Khera/D.McDonald	Racelab	Ferrari 488 Challenge		0	1:27.704	5	1.947	3.704
9 9 W.Gilbert/J.Lunn	Topcats Racing	Lamborghini Super Trofeo		0	1:28.714	4	1.010	4.714
10 13 J.Webb/T.Webb	Team Webb	Lamborghini Super Trofeo		0	1:29.115	7	0.401	5.115
11 20 T.Barrow	Saxon Motorsport	BMW 150 GTR	1:30.476	7		0	1.361	6.476
12 28 P.Bailey/R.Wylie	SB Race Engineering	McLaren MP4-12C Cam Am		0	1:30.565	5	0.089	6.565
13 50 J.Wallis/S.Maher-Loughnan	Valluga Racing	Porsche Cayman 718 RS Clubsport	1:31.131	4		0	0.566	7.131
14 56 R.Millington/B.Simonsen	FF Corse	Ferrari 458 Challenge EVO		0	1:31.399	7	0.268	7.399
15 17 R.Lindsay/P.Collins	Orange Racing powered by JMH	McLaren 570S GT4	1:31.440	6		0	0.041	7.440
16 51 M.Graham/B.Hetherington	Valluga Racing	Porsche Cayman Clubsport GT4	1:31.933	5		0	0.493	7.933
17 69 S.Walton/C.Hart	Make Happen Racing	Mercedes-AMG GT4	1:32.065	5		0	0.132	8.065
18 6 A.Stevenson/J.Kellet	Century Motorsport	Ginetta G56 Supercup		0	1:32.218	4	0.153	8.218
19 26 T.Chohan/T.Roche	Paddock Motorsport	McLaren 570S GT4	1:32.539	6		0	0.321	8.539
20 78 T.Docker/J.Albert	Fox Motorsport	McLaren 570S GT4	1:32.642	2		0	0.103	8.642
21 96 J.Currie	Make Happen Racing	Mercedes-AMG GT4	1:33.030	5		0	0.388	9.030
22 3 C.Gilbert/C.Birch	Topcats Racing	Lamborghini Super Trofeo		0	1:33.114	6	0.084	9.114
23 77 M.Hopton/E.Hankey	Greystone GT(GBR)	McLaren 570S GT4	1:33.175	3		0	0.061	9.175
24 14 P.Carter/M.Broadhurst	Greystone GT(GBR)	McLaren 570S GT4	1:33.455	5		0	0.280	9.455
25 25 K.Jundu/A.Hatfield	Paddock Motorsport	McLaren 570S GT4	1:33.631	3		0	0.176	9.631
26 86 T.Creswick/C.Dymond	Caffeine Six by Parr Motorsport	Porsche Cayman Clubsport GT4	1:33.653	7		0	0.022	9.653
27 10 C.Jenkins/T.Gilham	Team Hard	Ginetta G55 GT4	1:34.157	3		0	0.504	10.157
28 80 R.Trenka/J.Lancaster	Greystone GT(GBR)	McLaren 570S GT4	1:38.704	2		0	4.547	14.704
29 12 J.Garrett/S.Kakad	Petrolhead Motorsport	BMW E46	1:39.727	6		0	1.023	15.727

Publication time:	Race Director: Simon Gnana-Pragasam	Timekeeper: Gethin Rees
-------------------	-------------------------------------	-------------------------



Brands Hatch, Length: 3916m

# GT Cup Championship

## Start Grid Race 3

Official



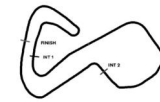
Sunday, May 1, 2022 12:40:00

<b>12 Petrolhead Motorsport</b> Jason Garrett/ Sacha Kakad 1:39.727	<b>15</b>	
<b>10 Team Hard</b> Callum Jenkins/ Tony Gilham 1:34.157	<b>14</b>	<b>80 Greystone GT</b> Ron Trenka/ Jon Lancaster 1:38.704
<b>25 Paddock Motorsport</b> Kavi Jundu/ Adam Hatfield 1:33.631	<b>13</b>	<b>86 Caffeine Six by Parr Motorsport</b> Timothy Creswich/ Chris Dymond 1:33.653
<b>77 Greystone GT</b> Mark Hopton/ Euan Hankey 1:33.175	<b>12</b>	<b>14 Greystone GT</b> Phillip Carter/ Michael Broadhurst 1:33.455
<b>96 Make Happen Racing</b> Jon Currie 1:33.030	<b>11</b>	<b>3 Topcats Racing</b> Charlotte Gilbert/ Charlotte Birch 1:33.114
<b>26 Paddock Motorsport</b> Tehmur Chohan/ Tom Roche 1:32.539	<b>10</b>	<b>78 Fox Motorsport</b> Tim Docker/ Jordan Albert 1:32.642
<b>69 Make Happen Racing</b> Stephen Walton/ Chris Hart 1:32.065	<b>9</b>	<b>6 Century Motorsport</b> Alex Stevenson/ James Kellet 1:32.218
<b>17 Orange Racing powered by JMH</b> Russ Lindsay/ Patrick Collins 1:31.440	<b>8</b>	<b>51 Valluga Racing</b> Matthew Graham/ Benji Hethrington 1:31.933
<b>50 Valluga Racing</b> James Wallis/ Sam Maher-Loughnan 1:31.131	<b>7</b>	<b>56 FF Corse</b> Roy Millington/ Benny Simonsen 1:31.399
<b>20 Saxon Motorsport</b> Tom Barrow 1:30.476	<b>6</b>	<b>28 SB Race Engineering</b> Paul Bailey/ Ross Wylie 1:30.565
<b>9 Topcats Racing</b> Warren Gilbert/ Jensen Lunn 1:28.714	<b>5</b>	<b>13 Team Webb</b> James Webb/ Tom Webb 1:29.115
<b>61 Scott Sport</b> John Dhillon/ Andrea Amici 1:25.757	<b>4</b>	<b>247 Racelab</b> Lucky Khera/ David McDonald 1:27.704
<b>23 Greystone GT</b> Ian Campbell/ Oliver Webb 1:25.568	<b>3</b>	<b>7 Raw Motorsport</b> Steve Burgess/ Ben Dimmack 1:25.688
<b>16 Ram Racing</b> Ian Loggie 1:24.764	<b>2</b>	<b>11 Ram Racing</b> Michael Price/ Callum MacLeod 1:24.795
<b>66 Enduro Motorsport</b> Morgan Tillbrook/ Marcus Clutton 1:24.000	<b>1</b>	<b>67 Orange Racing powered by JMH</b> Simon Orange/ Michael O'Brien 1:24.221
<b>POLE POSITION</b>	<b>STARTLINE</b>	

Publication time:

Race Director: Simon Gnana-Pragasam

Timekeeper: Gethin Rees



## Provisional

## Result List

### Stewards / Race Management

<b>STEWARD</b>	David Simons
<b>STEWARD</b>	Tony Johnstone
<b>STEWARD</b>	Bill Shewan
<b>RACE DIRECTOR</b>	Simon Gnana-Pragasam
<b>CLERK OF THE COURSE</b>	Simon Gnana-Pragasam
<b>TECHNICAL DELEGATE</b>	
<b>CHIEF TIMEKEEPER</b>	Gethin Rees

### Weather Start/Finish

<b>AIR</b>	15.3°C
<b>TRACK</b>	25.8°C
<b>CONDITIONS</b>	Dry
<b>PRESSURE</b>	1008 hPa
<b>AIR</b>	15.1°C
<b>TRACK</b>	23.9°C
<b>CONDITIONS</b>	Dry
<b>PRESSURE</b>	1008 hPa

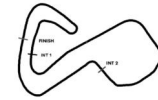
### Track Information

<b>GREEN FLAG</b>	12:39:20
<b>CHEQUERED FLAG</b>	13:05:19
<b>SAFETY CAR PHASE</b>	1
<b>FULL COURSE YELLOW PHASE</b>	0
<b>TRACK NAME</b>	Brands Hatch
<b>TRACK LENGTH</b>	3916m
<b>TURN COUNT</b>	9
<b>TOTAL DISTANCE</b>	54.82km
<b>FASTEST LAP:</b>	#67. ORA - 1:24.639

STARTED: 29 CLASSIFIED: 28 NOT CLASSIFIED: 1 DISQUALIFIED: 0

Nr.	Drivers	Team	Laps	Total Time	Gap	Kph	Lap	Time	Kph
Cl.	Car	Competitor							
1	66 M.Tillbrook/M.Clutton GT3 McLaren 720S GT3	Enduro Motorsport Enduro Motorsport	14	25:59.522		129.9	12	1:24.845	166.1
2	67 S.Orange/M.O'Brien GT3 McLaren 720S GT3	Orange Racing powered by JMH Orange Racing powered by JMH	14	25:59.817	0.295	130.0	12	1:24.639	166.5
3	16 I.Loggie GT3 Mercedes-AMG GT3	Ram Racing Ram Racing	14	26:05.791	6.269	129.5	10	1:25.432	165.0
4	7 S.Burgess/B.Dimmack GTO Radical RXC	Raw Motorsport Raw Motorsport	14	26:12.681	13.159	129.1	8	1:26.189	163.5
5	23 I.Campbell/O.Webb GT3 McLaren 720S GT3	Greystone GT Greystone GT	14	26:17.703	18.181	128.5	8	1:27.214	161.6
6	61 J.Dhillon/A.Amici GT3 Lamborghini Huracan GT3	Scott Sport Scott Sport	14	26:23.312	23.790	128.2	14	1:27.537	161.0
7	247 L.Khera/D.McDonald GTC Ferrari 488 Challenge	Racelab Racelab	14	26:34.513	34.991	127.2	9	1:28.801	158.7
8	9 W.Gilbert/J.Lunn GTC Lamborghini Super Trofeo	Topcats Racing Topcats Racing	14	26:43.697	44.175	126.6	10	1:29.953	156.7
9	20 T.Barrow GTB BMW 150 GTR	Saxon Motorsport Saxon Motorsport	14	26:56.158	56.636	125.7	9	1:31.533	154.0
10	28 P.Bailey/R.Wylie GTO McLaren MP4-12C Cam Am	SB Race Engineering SB Race Engineering	14	27:06.507	1:06.985	124.9	8	1:32.562	152.3
11	56 R.Millington/B.Simonsen GTC Ferrari 458 Challenge EVO	FF Corse FF Corse	14	27:07.587	1:08.065	124.9	10	1:32.570	152.2
12	50 J.Wallis/S.Maher-Loughnan GTH Porsche Cayman 718 RS Clubsport	Valluga Racing Valluga Racing	14	27:08.274	1:08.752	124.8	9	1:32.582	152.2
13	51 M.Graham/B.Hetherington GTH Porsche Cayman Clubsport GT4	Valluga Racing Valluga Racing	14	27:08.552	1:09.030	125.0	10	1:32.620	152.2
14	69 S.Walton/C.Hart GTH Mercedes-AMG GT4	Make Happen Racing Make Happen Racing	14	27:13.409	1:13.887	124.6	11	1:33.081	151.4
15	6 A.Stevenson/J.Kellet GTC Ginetta G56 Supercup	Century Motorsport Century Motorsport	14	27:13.585	1:14.063	124.6	11	1:32.832	151.8
16	13 J.Webb/T.Webb GTC Lamborghini Super Trofeo	Team Webb Team Webb	14	27:17.462	1:17.940	123.7	10	1:29.857	156.8
17	26 T.Chohan/T.Roche GTH McLaren 570S GT4	Paddock Motorsport Paddock Motorsport	14	27:21.594	1:22.072	124.0	14	1:33.747	150.3
18	17 R.Lindsay/P.Collins GTH McLaren 570S GT4	Orange Racing powered by JMH Orange Racing powered by JMH	14	27:23.511	1:23.989	123.6	13	1:34.016	149.9
19	78 T.Docker/J.Albert GTH McLaren 570S GT4	Fox Motorsport Fox Motorsport	14	27:24.024	1:24.502	123.9	8	1:33.826	150.2
20	96 J.Currie GTH Mercedes-AMG GT4	Make Happen Racing Make Happen Racing	14	27:25.951	1:26.429	123.8	11	1:34.221	149.6
21	77 M.Hopton/E.Hankey GTH McLaren 570S GT4	Greystone GT Greystone GT	14	27:26.440	1:26.918	123.8	13	1:33.166	151.3





### Provisional

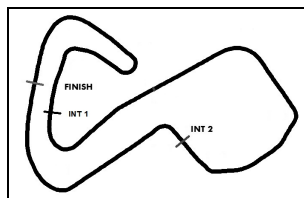
### Result List

Nr.	Drivers	Team	Laps	Total Time	Gap	Kph	Lap	Time	Kph
Cl.	Car	Competitor							
22	3 C.Gilbert/C.Birch GTC Lamborghini Super Trofeo	Topcats Racing Topcats Racing	14	27:29.506	1:29.984	123.7	9	1:33.627	150.5
23	14 P.Carter/M.Broadhurst GTH McLaren 570S GT4	Greystone GT Greystone GT	14	27:33.073	1:33.551	123.4	9	1:34.262	149.5
24	25 K.Jundu/A.Hatfield GTH McLaren 570S GT4	Paddock Motorsport Paddock Motorsport	13	26:01.209	1 LAP	121.5	10	1:34.638	148.9
25	86 T.Creswich/C.Dymond GTH Porsche Cayman Clubsport GT4	Caffeine Six by Parr Motorsport Caffeine Six by Parr Motorsport	13	26:03.507	1 LAP	121.3	10	1:34.554	149.0
26	80 R.Trenka/J.Lancaster GTH McLaren 570S GT4	Greystone GT Greystone GT	13	26:23.721	1 LAP	119.7	13	1:37.052	145.2
27	10 C.Jenkins/T.Gilham GTH Ginetta G55 GT4	Team Hard Motus One	10	21:08.580	4LAPS	115.5	9	1:34.111	149.7
28	12 J.Garrett/S.Kakad GTB BMW E46	Petrolhead Motorsport Simpson Motorsport	10	26:06.199	4LAPS	91.0	7	1:42.622	137.3
<b>Not classified</b>									
	11 M.Price/C.MacLeod GT3 Mercedes-AMG GT3	Ram Racing Ram Racing							

*Fastest lap of the race. Car 67 driver Simon Orange on lap 12. Time 1:24.639, average speed 166.5 km/h.*

**Subject to final scrutineering!**

Publication time:	Race Director: Simon Gnana-Pragasam	Timekeeper: Gethin Rees
-------------------	-------------------------------------	-------------------------



Brands Hatch, Length: 3916m

# GT Cup Championship

## Start Grid Race 4

Official



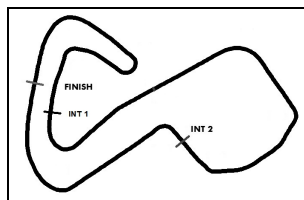
Sunday, May 1, 2022 15:10:00

<b>11 Ram Racing</b> Michael Price/ Callum MacLeod	<b>15</b>	
<b>80 Greystone GT</b> Ron Trenka/ Jon Lancaster 1:37.052	<b>14</b>	<b>12 Petrolhead Motorsport</b> Jason Garrett/ Sacha Kakad 1:42.622
<b>86 Caffeine Six by Parr Motorsport</b> Timothy Creswich/ Chris Dymond 1:34.554	<b>13</b>	<b>25 Paddock Motorsport</b> Kavi Jundu/ Adam Hatfield 1:34.638
<b>96 Make Happen Racing</b> Jon Currie 1:34.221	<b>12</b>	<b>14 Greystone GT</b> Phillip Carter/ Michael Broadhurst 1:34.262
<b>17 Orange Racing powered by JMH</b> Russ Lindsay/ Patrick Collins 1:34.016	<b>11</b>	<b>10 Team Hard</b> Callum Jenkins/ Tony Gilham 1:34.111
<b>26 Paddock Motorsport</b> Tehmur Chohan/ Tom Roche 1:33.747	<b>10</b>	<b>78 Fox Motorsport</b> Tim Docker/ Jordan Albert 1:33.826
<b>77 Greystone GT</b> Mark Hopton/ Euan Hankey 1:33.166	<b>9</b>	<b>3 Topcats Racing</b> Charlotte Gilbert/ Charlotte Birch 1:33.627
<b>6 Century Motorsport</b> Alex Stevenson/ James Kellet 1:32.832	<b>8</b>	<b>69 Make Happen Racing</b> Stephen Walton/ Chris Hart 1:33.081
<b>50 Valluga Racing</b> James Wallis/ Sam Maher-Loughnan 1:32.582	<b>7</b>	<b>51 Valluga Racing</b> Matthew Graham/ Benji Hethrington 1:32.620
<b>28 SB Race Engineering</b> Paul Bailey/ Ross Wylie 1:32.562	<b>6</b>	<b>56 FF Corse</b> Roy Millington/ Benny Simonsen 1:32.570
<b>9 Topcats Racing</b> Warren Gilbert/ Jensen Lunn 1:29.953	<b>5</b>	<b>20 Saxon Motorsport</b> Tom Barrow 1:31.533
<b>247 Racelab</b> Lucky Khera/ David McDonald 1:28.801	<b>4</b>	<b>13 Team Webb</b> James Webb/ Tom Webb 1:29.857
<b>23 Greystone GT</b> Ian Campbell/ Oliver Webb 1:27.214	<b>3</b>	<b>61 Scott Sport</b> John Dhillon/ Andrea Amici 1:27.537
<b>16 Ram Racing</b> Ian Loggie 1:25.432	<b>2</b>	<b>7 Raw Motorsport</b> Steve Burgess/ Ben Dimmack 1:26.189
<b>67 Orange Racing powered by JMH</b> Simon Orange/ Michael O'Brien 1:24.639	<b>1</b>	<b>66 Enduro Motorsport</b> Morgan Tillbrook/ Marcus Clutton 1:24.845
<b>POLE POSITION</b>	<b>STARTLINE</b>	

Publication time:

Race Director: Simon Gnana-Pragasam

Timekeeper: Gethin Rees



Brands Hatch, Length: 3916m

# GT Cup Championship

## Start Grid Race 4

Official



Amended  
1.5.2022 - 14:01

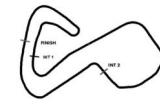
Sunday, May 1, 2022 15:10:00

<b>12 Petrolhead Motorsport</b> Jason Garrett/ Sacha Kakad 1:42.622	<b>14</b>	
<b>25 Paddock Motorsport</b> Kavi Jundu/ Adam Hatfield 1:34.638	<b>13</b>	<b>80 Greystone GT</b> Ron Trenka/ Jon Lancaster 1:37.052
<b>14 Greystone GT</b> Phillip Carter/ Michael Broadhurst 1:34.262	<b>12</b>	<b>86 Caffeine Six by Parr Motorsport</b> Timothy Creswich/ Chris Dymond 1:34.554
<b>10 Team Hard</b> Callum Jenkins/ Tony Gilham 1:34.111	<b>11</b>	<b>96 Make Happen Racing</b> Jon Currie 1:34.221
<b>78 Fox Motorsport</b> Tim Docker/ Jordan Albert 1:33.826	<b>10</b>	<b>17 Orange Racing powered by JMH</b> Russ Lindsay/ Patrick Collins 1:34.016
<b>3 Topcats Racing</b> Charlotte Gilbert/ Charlotte Birch 1:33.627	<b>9</b>	<b>26 Paddock Motorsport</b> Tehmur Chohan/ Tom Roche 1:33.747
<b>69 Make Happen Racing</b> Stephen Walton/ Chris Hart 1:33.081	<b>8</b>	<b>77 Greystone GT</b> Mark Hopton/ Euan Hankey 1:33.166
<b>51 Valluga Racing</b> Matthew Graham/ Benji Hethrington 1:32.620	<b>7</b>	<b>6 Century Motorsport</b> Alex Stevenson/ James Kellet 1:32.832
<b>56 FF Corse</b> Roy Millington/ Benny Simonsen 1:32.570	<b>6</b>	<b>50 Valluga Racing</b> James Wallis/ Sam Maher-Loughnan 1:32.582
<b>20 Saxon Motorsport</b> Tom Barrow 1:31.533	<b>5</b>	<b>28 SB Race Engineering</b> Paul Bailey/ Ross Wylie 1:32.562
<b>13 Team Webb</b> James Webb/ Tom Webb 1:29.857	<b>4</b>	<b>9 Topcats Racing</b> Warren Gilbert/ Jensen Lunn 1:29.953
<b>61 Scott Sport</b> John Dhillon/ Andrea Amici 1:27.537	<b>3</b>	<b>247 Racelab</b> Lucky Khera/ David McDonald 1:28.801
<b>7 Raw Motorsport</b> Steve Burgess/ Ben Dimmack 1:26.189	<b>2</b>	<b>23 Greystone GT</b> Ian Campbell/ Oliver Webb 1:27.214
<b>67 Orange Racing powered by JMH</b> Simon Orange/ Michael O'Brien 1:24.639	<b>1</b>	<b>66 Enduro Motorsport</b> Morgan Tillbrook/ Marcus Clutton 1:24.845
<b>POLE POSITION</b>	<b>STARTLINE</b>	

withdraw of car no. 16 and 11

Publication time:	Race Director: Simon Gnana-Pragasam	Timekeeper: Gethin Rees
-------------------	-------------------------------------	-------------------------

## Race 4 Brands Hatch



### Provisional

### Result List

#### Stewards / Race Management

<b>STEWARD</b>	David Simons
<b>STEWARD</b>	Tony Johnstone
<b>STEWARD</b>	Bill Shewan
<b>RACE DIRECTOR</b>	Simon Gnana-Pragasam
<b>CLERK OF THE COURSE</b>	Simon Gnana-Pragasam
<b>TECHNICAL DELEGATE</b>	
<b>CHIEF TIMEKEEPER</b>	Gethin Rees

#### Weather Start/Finish

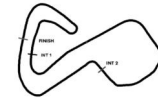
<b>AIR</b>	13.2°C
<b>TRACK</b>	17.0°C
<b>CONDITIONS</b>	Wet
<b>PRESSURE</b>	1008 hPa
<b>AIR</b>	13.6°C
<b>TRACK</b>	15.3°C
<b>CONDITIONS</b>	Wet
<b>PRESSURE</b>	1008 hPa

#### Track Information

<b>GREEN FLAG</b>	15:10:33
<b>CHEQUERED FLAG</b>	16:00:34
<b>SAFETY CAR PHASE</b>	0
<b>FULL COURSE YELLOW PHASE</b>	0
<b>TRACK NAME</b>	Brands Hatch
<b>TRACK LENGTH</b>	3916m
<b>TURN COUNT</b>	9
<b>TOTAL DISTANCE</b>	121.39km
<b>FASTEST LAP:</b>	#67. ORA - 1:23.525

STARTED: 27 CLASSIFIED: 24 NOT CLASSIFIED: 3 DISQUALIFIED: 0

Nr.	Drivers	Team	Laps	Total Time	Gap	Kph	Lap	Time	Kph
Cl.	Car	Competitor							
1	61 J.Dhillon/A.Amici	Scott Sport	31	50:00.745		148.8	28	1:26.060	163.8
	GT3 Lamborghini Huracan GT3	Scott Sport							
2	66 M.Tillbrook/M.Clutton	Enduro Motorsport	31	50:38.490	37.745	146.8	24	1:24.040	167.7
	GT3 McLaren 720S GT3	Enduro Motorsport							
3	247 L.Khera/D.McDonald	Racelab	31	51:10.601	1:09.856	145.2	24	1:29.078	158.2
	GTC Ferrari 488 Challenge	Racelab							
4	23 I.Campbell/O.Webb	Greystone GT	31	51:23.314	1:22.569	144.6	26	1:24.596	166.6
	GT3 McLaren 720S GT3	Greystone GT							
5	67 S.Orange/M.O'Brien	Orange Racing powered by JMH	30	50:02.736	1 LAP	143.7	26	1:23.525	168.7
	GT3 McLaren 720S GT3	Orange Racing powered by JMH							
6	20 T.Barrow	Saxon Motorsport	30	50:56.125	1 LAP	141.1	28	1:31.519	154.0
	GTB BMW 150 GTR	Saxon Motorsport							
7	77 M.Hopton/E.Hankey	Greystone GT	30	50:57.240	1 LAP	141.1	29	1:32.344	152.6
	GTH McLaren 570S GT4	Greystone GT							
8	69 S.Walton/C.Hart	Make Happen Racing	30	51:24.980	1 LAP	139.7	25	1:33.138	151.3
	GTH Mercedes-AMG GT4	Make Happen Racing							
9	14 P.Carter/M.Broadhurst	Greystone GT	30	51:25.517	1 LAP	139.8	26	1:32.174	152.9
	GTH McLaren 570S GT4	Greystone GT							
10	86 T.Creswick/C.Dymond	Caffeine Six by Parr Motorsport	30	51:30.495	1 LAP	139.6	21	1:32.593	152.2
	GTH Porsche Cayman Clubsport GT4	Caffeine Six by Parr Motorsport							
11	78 T.Docker/J.Albert	Fox Motorsport	30	51:33.571	1 LAP	139.4	26	1:32.457	152.4
	GTH McLaren 570S GT4	Fox Motorsport							
12	25 K.Jundu/M.Ritson	Paddock Motorsport	29	50:05.765	2 LAPS	138.8	22	1:33.190	151.2
	GTH McLaren 570S GT4	Paddock Motorsport							
13	6 A.Stevenson/J.Kellet	Century Motorsport	29	50:08.697	2 LAPS	138.5	29	1:27.741	160.6
	GTC Ginetta G56 Supercup	Century Motorsport							
14	28 P.Bailey/R.Wylie	SB Race Engineering	29	50:14.787	2 LAPS	138.2	20	1:28.944	158.4
	GTO McLaren MP4-12C Cam Am	SB Race Engineering							
15	56 R.Millington/B.Simonsen	FF Corse	29	50:20.407	2 LAPS	137.9	28	1:27.764	160.6
	GTC Ferrari 458 Challenge EVO	FF Corse							
16	50 J.Wallis/S.Maher-Loughnan	Valluga Racing	29	50:57.867	2 LAPS	136.2	28	1:32.061	153.1
	GTH Porsche Cayman 718 RS Clubsport	Valluga Racing							
17	9 J.Lunn/W.Gilbert	Topcats Racing	29	50:58.720	2 LAPS	136.1	28	1:29.232	157.9
	GTC Lamborghini Super Trofeo	Topcats Racing							
18	96 J.Currie	Make Happen Racing	29	51:23.870	2 LAPS	135.1	19	1:38.204	143.5
	GTH Mercedes-AMG GT4	Make Happen Racing							
19	80 R.Trenka/J.Lancaster	Greystone GT	28	50:13.590	3 LAPS	133.5	23	1:32.233	152.8
	GTH McLaren 570S GT4	Greystone GT							
20	12 S.Kakad/J.Garrett	Petrolhead Motorsport	28	50:30.909	3 LAPS	132.7	27	1:38.123	143.6
	GTB BMW E46	Simpson Motorsport							
21	51 M.Graham	Valluga Racing	28	50:34.858	3 LAPS	132.4	25	1:32.301	152.7
	GTH Porsche Cayman Clubsport GT4	Valluga Racing							



## Provisional

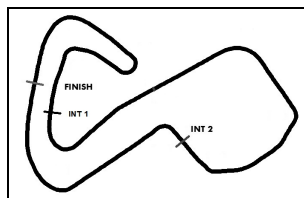
## Result List

Nr.	Drivers	Team	Laps	Total Time	Gap	Kph	Lap	Time	Kph
Cl.	Car	Competitor							
22	17 R.Lindsay/W.Dendy GTH McLaren 570S GT4	Orange Racing powered by JMH Orange Racing powered by JMH	28	51:39.348	3LAPS	129.5	18	1:41.031	139.5
23	3 C.Gilbert/C.Birch GTC Lamborghini Super Trofeo	Topcats Racing Topcats Racing	27	51:05.539	4LAPS	126.1	18	1:40.537	140.2
24	26 T.Chohan/T.Roche GTH McLaren 570S GT4	Paddock Motorsport Paddock Motorsport	25	49:55.090	6LAPS	119.3	21	1:35.342	147.8
<b>Not classified</b>									
	13 T.Webb GTC Lamborghini Super Trofeo	Team Webb Team Webb	6	19:11.253	25LAPS	71.0	2	1:43.916	135.6
	7 S.Burgess/B.Dimmack GTO Radical RXC	Raw Motorsport Raw Motorsport	3	22:37.984	28LAPS	23.5	2	1:40.095	140.8
	10 C.Jenkins/T.Gilham GTH Ginetta G55 GT4	Team Hard Motus One	2	4:31.505	29LAPS	130.8	2	1:47.735	130.8

Fastest lap of the race. Car 67 driver Simon Orange on lap 26. Time 1:23.525, average speed 168.7 km/h.

Subject to final scrutineering!

Publication time:	Race Director: Simon Gnana-Pragasam	Timekeeper: Gethin Rees
-------------------	-------------------------------------	-------------------------



# GT Cup Championship

## Sector List Qualifying 1 Group 1



Provisional

Brands Hatch, Length: 3916m

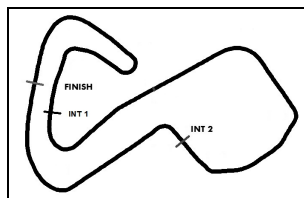
Air temperature: N/A°C

Track temperature: N/A°C

Weather condition: Dry

Saturday, April 30, 2022 11:49:00

Lap	Id	Time	SE1	SP1	SE2	SP2	SE3	SP3	TSP	Lap	Id	Time	SE1	SP1	SE2	SP2	SE3	SP3	TSP
<b>3 Gilbert / Birch</b>										<b>theoretical besttime: 1:30.877</b>									
1	0	2:10.330	1:06.171	163	42.054	131	22.105	225	228	3	0	<b>1:31.036</b>	28.905	182	<b>40.607</b>	<b>146</b>	<b>21.524</b>	<b>226</b>	235
2	0	1:31.909	29.104	178	40.964	148	21.841	224	<b>236</b>	4	0	<del>1:31.146</del>	29.089	179	40.594	156	21.463	227	237
3	0	<del>1:32.233</del>	<del>28.691</del>	<del>177</del>	<del>41.770</del>	<del>143</del>	<del>21.772</del>	<del>226</del>	<del>234</del>	4	0	1:32.022	<b>28.746</b>	<b>182</b>	41.480	148	21.796	223	232
3	0	<del>1:30.424</del>	<del>28.586</del>	<del>185</del>	<del>40.428</del>	<del>151</del>	<del>21.410</del>	<del>227</del>	<del>237</del>										
<b>4 Tilley / Tregurtha, GBR(#2)</b>										<b>theoretical besttime: 1:28.475</b>									
1	0	2:03.893	53.808	157	46.197	128	23.888	214	150	5	0	<b>1:28.527</b>	<b>27.520</b>	<b>183</b>	39.877	158	<b>21.130</b>	<b>223</b>	<b>232</b>
2	0	1:33.791	30.392	174	41.476	142	21.923	220	221	6	0	1:35.328	33.925	177	40.259	158	21.144	222	227
3	0	1:29.580	28.565	180	<b>39.825</b>	152	21.190	222	228	7	0	1:29.144	28.111	185	39.831	157	21.202	223	229
4	0	1:29.620	28.157	181	39.901	155	21.562	222	229										
<b>6 Stevenson / Kellet</b>										<b>theoretical besttime: 1:33.149</b>									
1	0	2:06.044	52.950	128	48.562	119	24.532	217	145	5	0	1:33.370	29.425	175	41.869	144	<b>22.076</b>	<b>218</b>	224
2	0	<b>1:33.198</b>	<b>29.328</b>	<b>178</b>	<b>41.745</b>	<b>146</b>	22.125	216	<b>225</b>	6	0	1:34.054	29.927	177	41.959	144	22.168	218	222
3	0	1:37.266	30.324	176	44.296	133	22.646	218	222	7	0	<del>1:33.851</del>	<del>29.454</del>	<del>177</del>	<del>41.985</del>	<del>144</del>	<del>22.412</del>	<del>218</del>	<del>222</del>
4	0	1:33.840	29.598	174	42.075	142	22.167	<b>219</b>	223										
<b>7 Burgess / Dimmack</b>										<b>theoretical besttime: 1:25.054</b>									
1	0	2:03.570	57.036	156	43.354	130	23.180	237	170	5	0	<b>1:25.106</b>	27.198	195	<b>37.973</b>	<b>169</b>	<b>19.935</b>	<b>243</b>	252
2	0	1:27.813	27.834	184	39.499	156	20.480	239	244	6	0	<del>1:25.285</del>	<del>27.028</del>	<del>196</del>	<del>38.141</del>	<del>167</del>	<del>20.116</del>	<del>237</del>	<del>252</del>
3	0	1:27.481	28.375	175	38.997	166	20.109	242	250	6	0	1:27.827	27.418	195	38.926	151	21.483	197	251
4	0	1:25.472	<b>27.146</b>	194	38.358	167	19.968	241	<b>252</b>										
<b>8 Neary / Neary</b>										<b>theoretical besttime: 1:28.165</b>									
1	1	2:04.199	57.813	126	44.196	131	22.190	223	188	3	1	<b>1:28.428</b>	<b>27.963</b>	<b>188</b>	39.474	151	20.991	225	<b>232</b>
2	1	1:28.642	28.440	186	<b>39.290</b>	<b>159</b>	<b>20.912</b>	<b>225</b>	231	4	1	6:48.642	28.079	184	42.513	133	5:38.050		193
<b>9 Gilbert, (#1) / Lunn</b>										<b>theoretical besttime: 1:30.090</b>									
1	0	2:06.917	1:01.694	181	42.341	138	22.882	226	233	5	0	1:31.214	28.745	191	40.767	156	21.702	228	239
2	0	1:32.448	29.027	186	41.681	153	21.740	229	204	6	0	1:31.988	28.763	187	40.596	163	22.629	229	234
3	0	1:30.425	<b>28.420</b>	190	40.495	156	<b>21.510</b>	<b>230</b>	237	7	0	2:16.498	29.483	166	46.333	143	1:00.682		193
4	0	<b>1:30.347</b>	28.669	189	<b>40.160</b>	154	21.518	230	<b>240</b>										
<b>11 Price / MacLeod, GBR(#2)</b>										<b>theoretical besttime: 1:26.444</b>									
1	1	2:02.712	52.612	173	46.863	136	23.237	222	153	5	1	1:27.315	27.364	189	39.119	164	20.832	223	232
2	1	1:28.438	27.757	186	39.911	165	20.770	<b>225</b>	231	6	1	1:26.892	27.115	190	39.127	169	<b>20.650</b>	<b>224</b>	230
3	1	1:27.602	27.436	190	39.286	<b>172</b>	20.880	224	231	7	1	<b>1:26.486</b>	<b>27.024</b>	<b>188</b>	<b>38.770</b>	<b>167</b>	20.692	225	232
4	1	1:28.356	28.022	187	39.298	170	21.036	224	<b>232</b>										
<b>13 Webb, (#1) / Webb, (#2)</b>										<b>theoretical besttime: 1:32.378</b>									
1	0	2:40.484	1:31.169	159	46.523	144	22.792	216	171	4	0	<b>1:32.378</b>	<b>29.259</b>	<b>183</b>	<b>41.418</b>	<b>151</b>	<b>21.701</b>	<b>227</b>	236
2	0	1:35.523	30.604	177	42.954	151	21.965	228	235	5	0	1:38.156	30.984	173	45.041	143	22.131	226	230
3	0	1:32.851	29.502	<b>189</b>	41.550	150	21.799	<b>228</b>	<b>236</b>	6	0	1:38.388	30.285	161	45.256	95	22.847	197	211
<b>16 Loggie, GBR(#1)</b>										<b>theoretical besttime: 1:24.669</b>									
1	2	2:01.345	52.073	147	47.188	135	22.084	223	139	5	2	1:25.709	26.892	190	38.081	156	20.736	226	231
2	2	1:26.649	27.334	189	38.667	161	20.648	224	231	6	2	1:25.148	26.515	191	37.996	165	20.637	225	232
3	2	1:26.129	26.980	190	38.307	154	20.842	224	<b>232</b>	7	2	<b>1:24.739</b>	<b>26.400</b>	<b>191</b>	37.866	165	<b>20.473</b>	<b>226</b>	232
4	2	1:25.311	26.931	188	<b>37.796</b>	<b>167</b>	20.584	224	231										
<b>23 Campbell / Webb, GBR(#2)</b>										<b>theoretical besttime: 1:26.242</b>									
1	0	3:03.085	1:49.655	119	49.649	140	23.781	215	161	4	0	1:26.851	27.647	186	38.733	176	<b>20.471</b>	<b>226</b>	232
2	0	1:35.628	30.813	180	42.921	162	21.894	220	225	5	0	<del>1:26.302</del>	<del>27.273</del>	<del>190</del>	<del>38.463</del>	<del>169</del>	<del>20.566</del>	<del>226</del>	<del>233</del>
3	0	1:29.842	28.888	185	39.623	168	21.331	224	231	5	0	<b>1:26.420</b>	<b>27.299</b>	<b>188</b>	<b>38.472</b>	<b>176</b>	20.649	226	<b>234</b>



# GT Cup Championship

## Sector List Qualifying 1 Group 1



Provisional

Brands Hatch, Length: 3916m

Air temperature: N/A°C

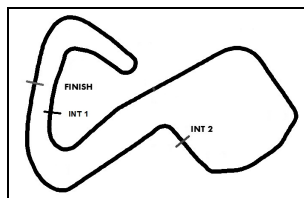
Track temperature: N/A°C

Weather condition: Dry

Saturday, April 30, 2022 11:49:00

Lap	Id	Time	SE1	SP1	SE2	SP2	SE3	SP3	TSP	Lap	Id	Time	SE1	SP1	SE2	SP2	SE3	SP3	TSP
<b>28</b>	Bailey, (#1) / Wylie									theoretical besttime: 1:28.097									
1	0	1:18.634					1:18.634			5	0	1:29.597	28.555	183	39.897	146	21.145	233	240
2	0	1:39.139	36.429	177	41.257	142	21.453	230	228	6	0	1:29.203	28.766	187	39.473	144	20.964	233	240
3	0	1:29.675	28.431	180	39.994	146	21.250	231	235	7	0	<b>1:28.097</b>	<b>28.057</b>	<b>188</b>	<b>39.112</b>	<b>147</b>	<b>20.928</b>	<b>235</b>	<b>241</b>
4	0	1:29.475	28.449	182	39.852	<b>148</b>	21.174	233	240										
<b>42</b>	Watts									theoretical besttime: 1:32.231									
1	0	2:20.267	1:14.768	172	42.873	146	22.626	220	213	4	0	1:33.265	29.297	181	41.908	149	22.060	221	228
2	0	1:33.439	29.491	180	42.019	148	21.929	221	224	5	0	<b>1:32.231</b>	<b>29.042</b>	<b>183</b>	<b>41.322</b>	<b>150</b>	<b>21.867</b>	<b>221</b>	230
3	0	1:33.049	29.111	<b>183</b>	41.654	<b>151</b>	22.284	221	229	6	0	1:32.886	29.559	180	41.395	148	21.932	222	<b>231</b>
<b>56</b>	Millington / Simonsen, DNK(#2)									theoretical besttime: 1:33.189									
1	0	2:08.233	55.244	166	48.022	134	24.967	207	153	4	0	1:34.587	29.371	176	42.503	145	22.713	225	227
2	0	1:36.024	29.845	<b>183</b>	43.666	147	<b>22.513</b>	225	218	5	0	1:34.714	29.670	180	42.222	147	22.822	223	228
3	<b>0</b>	<b>1:33.242</b>	<b>29.095</b>	180	<b>41.581</b>	142	22.566	224	231	6	<b>0</b>	1:35.635	30.003	174	42.256	149	23.376	219	<b>234</b>
<b>61</b>	Dhillon, (#1) / Amici, ITA(#2)									theoretical besttime: 1:27.266									
1	0	1:57.991	49.257	168	44.580	142	24.154	220	209	5	0	1:28.816	27.853	185	39.684	163	21.279	225	232
2	0	1:32.383	29.676	180	41.026	158	21.681	223	206	6	0	1:27.823	27.356	189	39.578	166	<b>20.889</b>	<b>226</b>	233
3	0	1:30.417	29.157	185	40.015	165	21.245	224	232	7	0	<b>1:27.651</b>	<b>27.278</b>	<b>188</b>	<b>39.099</b>	<b>163</b>	21.274	225	<b>233</b>
4	0	1:28.320	27.747	185	39.379	<b>168</b>	21.194	224	232										
<b>66</b>	Tillbrook / Clutton									theoretical besttime: 1:24.029									
1	0	1:56.201	41.476	186	46.322	89	28.403	225	161	5	0	1:24.690	26.716	192	37.871	175	<b>20.103</b>	<b>227</b>	233
2	0	1:26.424	27.315	191	38.615	173	20.494	225	233	6	0	<b>1:24.076</b>	<b>26.589</b>	<b>192</b>	<b>37.337</b>	<b>176</b>	20.150	227	234
3	0	1:25.987	27.191	187	38.202	168	20.594	226	233	7	0	1:56.700	28.322	184	45.562	121	42.816		193
4	0	1:25.089	26.877	191	37.821	175	20.391	226	<b>234</b>										
<b>67</b>	Orange / O'Brien									theoretical besttime: 1:25.777									
1	0	2:04.630	56.732	159	44.727	146	23.171	225	169	5	0	1:27.314	27.333	189	39.068	158	20.913	228	<b>238</b>
2	0	1:28.968	28.661	186	39.549	152	20.758	228	231	6	0	<b>1:25.959</b>	27.323	189	<b>38.316</b>	<b>170</b>	<b>20.320</b>		236
3	0	1:27.932	27.623	<b>190</b>	39.570	160	20.739	229	237	7	0	1:26.208	<b>27.141</b>	<b>190</b>	38.747	163	20.320	230	237
4	0	1:34.653	30.836	153	42.221	154	21.596	226	217										
<b>247</b>	Khera									theoretical besttime: 1:28.328									
1	0	1:56.756	43.044	175	45.934	84	27.778	228	171	4	0	1:40.466	29.920	174	48.970	141	21.576	228	82
2	0	1:28.794	28.189	187	39.454	<b>163</b>	21.151	<b>228</b>	<b>237</b>	5	0	4:31.865	28.079	186	39.612	161	3:24.174		237
3	<b>0</b>	<b>1:28.328</b>	<b>27.944</b>	<b>187</b>	<b>39.332</b>	160	<b>21.052</b>	216	237										





# GT Cup Championship

## Top speed list Qualifying 1 Group 1



Provisional

Brands Hatch, Length: 3916m

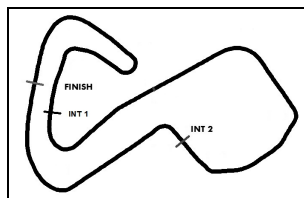
Air temperature: N/A°C

Track temperature: N/A°C

Weather condition: Dry

Saturday, April 30, 2022 11:49:00

#	Name (NAT)	Team	Car name	Speed	Lap	Race time
7	Steve Burgess	Raw Motorsport	Radical RXC	252.33	4	5:41.611
28	Paul Bailey	SB Race Engineering	McLaren MP4-12C Cam Am	241.61	7	9:39.724
9	Warren Gilbert	Topcats Racing	Lamborghini Super Trofeo	240.00	4	5:54.423
67	Simon Orange	Orange Racing powered by JMH	McLaren 720S GT3	238.41	5	7:19.025
247	Lucky Khera	Racelab	Ferrari 488 Challenge	237.88	2	2:40.951
3	Charlotte Gilbert	Topcats Racing	Lamborghini Super Trofeo	236.84	2	2:55.602
13	James Webb	Team Webb	Lamborghini Super Trofeo	236.84	3	5:01.774
66	Mogan Tillbrook	Enduro Motorsport	McLaren 720S GT3	234.78	4	5:31.061
56	Roy Millington	FF Corse	Ferrari 458 Challenge EVO	234.27	6	9:13.674
23	Ian Campbell	Greystone GT (GBR)	McLaren 720S GT3	234.27	5	9:44.773
61	John Dhillon	Scott Sport	Lamborghini Huracan GT3	233.76	7	10:08.823
8	Richard Neary	Abba Racing	Mercedes-AMG GT3	232.75	3	4:16.760
11	Michael Price	Ram Racing (GBR)	Mercedes-AMG GT3	232.75	4	5:42.744
4	Grahame Tilley	Tecserve	Mercedes-AMG GT3	232.75	5	7:20.522
16	Ian Loggie (GBR)	Ram Racing (GBR)	Mercedes-AMG GT3	232.25	3	4:10.656
42	Adrian Watts	24-7 Motorsport	Porsche 911.2	231.75	6	9:18.232
6	Alex Stevenson	Century Motorsport	Ginetta G56 Supercup	225.00	2	2:52.051



# GT Cup Championship

## Top speed list Qualifying 1 Group 2



Provisional

Brands Hatch, Length: 3916m

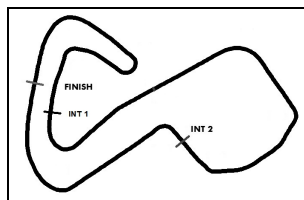
Air temperature: N/A°C

Track temperature: N/A°C

Weather condition: Dry

Saturday, April 30, 2022 12:04:00

#	Name (NAT)	Team	Car name	Speed	Lap	Race time
20	Tom Barrow	Saxon Motorsport	BMW 150 GTR	225.00	4	6:28.483
138	Sam Allpass	Geoff Steel Racing	BMW Evolution	224.06	3	4:08.998
50	Sam Maher-Loughnan	Valluga Racing	Porsche Cayman 718 RS Clubsport	219.06	5	8:09.104
86	Timothy Creswick	Caffeine Six by Parr Motorsport	Porsche Cayman Clubsport GT4	216.86	4	6:33.155
14	Phillip Carter	Greystone GT (GBR)	McLaren 570S GT4	216.86	5	8:20.606
78	Tim Docker	Fox Motorsport	McLaren 570S GT4	216.43	5	7:53.260
96	Jon Currie	Make Happen Racing	Mercedes-AMG GT4	216.00	5	8:16.422
51	Neil MacLennan	Valluga Racing	Porsche Cayman Clubsport GT4	215.13	3	4:32.687
77	Mark Hopton	Greystone GT (GBR)	McLaren 570S GT4	215.13	5	7:43.653
17	Lindsay Russell	Orange Racing powered by JMH	McLaren 570S GT4	214.28	2	2:50.526
69	Stephen Walton	Make Happen Racing	Mercedes-AMG GT4	213.86	3	5:30.692
25	Kavi Jundu	Paddock Motorsport	McLaren 570S GT4	211.76	3	4:48.986
10	Callum Jenkins	Team Hard	Ginetta G55 GT4	210.93	4	5:46.220
26	Tehmur Chohan	Paddock Motorsport	McLaren 570S GT4	210.93	3	7:48.406
80	Ron Trenka	Greystone GT (GBR)	McLaren 570S GT4	210.11	4	6:48.997
12	Jason Garrett	Petrolhead Motorsport	BMW E46	202.62	5	8:29.332



# GT Cup Championship

## Sector List Qualifying 2 Group 1



Provisional

Brands Hatch, Length: 3916m

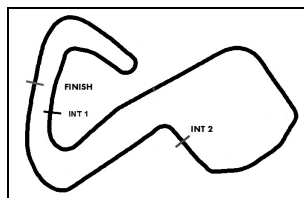
Air temperature: 14.37°C

Track temperature: 20.2°C

Weather condition: Dry

Sunday, May 1, 2022 10:15:00

Lap	Id	Time	SE1	SP1	SE2	SP2	SE3	SP3	TSP	Lap	Id	Time	SE1	SP1	SE2	SP2	SE3	SP3	TSP
<b>10</b>	Jenkins / Gilham									theoretical besttime: 1:33.024									
1	0	2:07.631	1:00.273	163	43.565	105	23.793	204	209	4	0	1:59.740	<b>29.253</b>	<b>169</b>	1:08.110	147	22.377	205	191
2	0	1:40.362	29.600	170	48.423	118	<b>22.339</b>	203	180	5	0	1:34.693	29.533	169	<b>41.432</b>	<b>144</b>	23.728	202	<b>210</b>
3	<b>0</b>	<b>1:34.157</b>	29.557	<b>170</b>	42.077	153	22.523	203	207	6	<b>0</b>	1:35.613	30.467	156	42.723	154	22.423	203	209
<b>12</b>	Garrett / Kakad									theoretical besttime: 1:39.727									
1	0	2:02.496	50.947	155	47.637	128	23.912	204	184	4	0	1:43.101	31.905	165	47.637	137	23.559	204	202
2	0	1:42.460	32.532	166	46.152	143	23.776	201	<b>212</b>	5	0	1:41.669	31.826	160	46.296	145	23.547	205	167
3	0	1:41.467	31.882	167	45.846	135	23.739	<b>205</b>	181	6	<b>0</b>	<b>1:39.727</b>	<b>31.204</b>	<b>168</b>	<b>45.061</b>	<b>147</b>	<b>23.462</b>	<b>201</b>	210
<b>14</b>	Carter / Broadhurst									theoretical besttime: 1:33.444									
1	0	1:51.886	44.593	168	44.134	142	23.159	208	216	4	0	1:33.867	29.457	170	42.049	156	<b>22.361</b>	<b>210</b>	216
2	0	1:34.281	29.497	<b>172</b>	42.327	<b>160</b>	22.457	209	216	5	0	<b>1:33.455</b>	<b>29.451</b>	<b>171</b>	<b>41.632</b>	<b>156</b>	22.372	210	216
3	0	1:33.908	29.458	169	42.021	158	22.429	208	<b>216</b>	6	0	2:22.719	32.466	157	50.905	137	59.348		156
<b>17</b>	Lindsay / Collins / Dendy									theoretical besttime: 1:31.440									
1	1	1:46.279	38.875	167	44.764	138	22.640	210	214	5	1	1:35.596	28.843	171	44.096	135	22.657	210	181
2	1	1:32.179	28.946	<b>172</b>	41.159	155	22.074	209	216	6	1	<b>1:31.440</b>	<b>28.808</b>	<b>172</b>	<b>40.780</b>	<b>161</b>	<b>21.852</b>	<b>210</b>	216
3	1	1:35.248	29.416	168	43.379	130	22.453	210	<b>217</b>	7	1	2:05.612	30.411	154	44.013	130	51.188		204
4	1	1:31.913	28.957	170	41.001	159	21.955	210	214										
<b>20</b>	Barrow									theoretical besttime: 1:30.470									
1	1	2:05.676	58.046	155	45.055	138	22.575	216	221	5	1	1:31.877	29.113	177	40.902	162	21.862	216	224
2	1	1:32.217	29.465	175	40.933	<b>163</b>	21.819	217	224	6	1	1:31.272	28.944	179	40.576	157	21.752	216	225
3	1	1:32.127	29.089	176	41.144	161	21.894	216	<b>226</b>	7	1	<b>1:30.476</b>	<b>28.519</b>	<b>178</b>	<b>40.275</b>	<b>162</b>	21.682	217	225
4	1	1:31.519	29.079	177	40.764	158	<b>21.676</b>	<b>218</b>	225										
<b>25</b>	Jundu / Hatfield / Ritson									theoretical besttime: 1:33.631									
1	0	2:31.807	1:19.716	151	47.501	142	24.590	185	202	4	0	<b>1:33.676</b>	29.554	169	41.804	167	<b>22.224</b>	207	216
2	0	1:40.537	32.393	164	44.015	151	24.129	205	211	4	0	1:37.052	29.310	169	43.480	136	24.262	205	<b>215</b>
3	<b>0</b>	<b>1:33.631</b>	<b>29.275</b>	168	<b>41.890</b>	<b>160</b>	<b>22.466</b>	<b>206</b>	213	5	<b>0</b>	1:44.796	31.624	155	45.564	103	27.608	206	200
<b>26</b>	Chohan / Roche									theoretical besttime: 1:32.456									
1	2	2:26.462	1:18.606	163	44.698	138	23.158	205	209	4	2	1:37.191	29.312	167	44.812	150	23.067	205	206
2	2	1:37.830	30.707	164	44.319	147	22.804	205	209	5	2	1:32.982	<b>29.097</b>	<b>169</b>	41.645	153	22.240	206	206
3	2	1:32.674	29.122	<b>170</b>	41.308	154	22.244	206	<b>211</b>	6	2	<b>1:32.539</b>	29.180	169	<b>41.204</b>	<b>156</b>	<b>22.155</b>	<b>206</b>	211
<b>50</b>	Wallis / Maher-Loughnan									theoretical besttime: 1:31.131									
1	1	1:02.470					1:02.470			4	1	<b>1:31.131</b>	<b>28.871</b>	<b>174</b>	<b>40.471</b>	<b>153</b>	<b>21.789</b>	<b>213</b>	<b>219</b>
2	1	1:42.966	37.036	160	43.490	156	22.440	210	214	5	1	5:32.091	34.531	130	47.211	135	4:10.349		190
3	1	1:31.869	29.026	173	40.980	<b>158</b>	21.863	211	218										
<b>51</b>	Graham / Hethrington									theoretical besttime: 1:31.894									
1	0	2:38.503	1:32.207	163	43.469	139	22.827	207	209	4	0	1:41.590	29.120	170	46.026	101	26.444	209	216
2	0	1:32.564	29.308	<b>170</b>	41.069	152	22.187	208	215	5	0	<b>1:31.933</b>	<b>29.027</b>	<b>170</b>	40.893	156	22.013	205	<b>216</b>
3	0	1:32.078	29.211	170	<b>40.893</b>	155	<b>21.974</b>	<b>209</b>	216	6	0	2:05.665	32.225	100	46.032	128	47.408		198
<b>69</b>	Walton / Hart									theoretical besttime: 1:32.065									
1	0	2:12.298	1:04.040	157	45.215	102	23.043	<b>209</b>	214	5	0	<b>1:32.065</b>	<b>28.883</b>	<b>171</b>	<b>41.085</b>	<b>162</b>	<b>22.097</b>	<b>209</b>	213
2	0	1:32.677	29.184	<b>171</b>	41.136	158	22.357	208	<b>215</b>	6	0	1:33.730	29.024	170	42.376	147	22.330	209	214
3	0	1:32.892	29.202	171	41.389	161	22.301	208	214	7	0	2:02.242	29.055	171	41.416	144	51.771		215
4	0	1:32.494	29.162	170	41.125	<b>164</b>	22.207	208	214										



# GT Cup Championship

## Sector List Qualifying 2 Group 1



Provisional

Brands Hatch, Length: 3916m

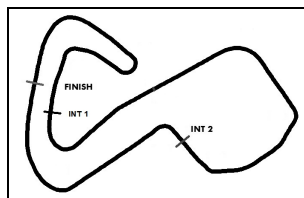
Air temperature: 14.37°C

Track temperature: 20.2°C

Weather condition: Dry

Sunday, May 1, 2022 10:15:00

Lap	Id	Time	SE1	SP1	SE2	SP2	SE3	SP3	TSP	Lap	Id	Time	SE1	SP1	SE2	SP2	SE3	SP3	TSP
<b>77</b> Hopton / Hankey, GBR(#2)										<b>theoretical besttime: 1:33.070</b>									
1	0	1:49.025	42.041	156	44.316	157	22.668	208	191	5	0	1:33.409	29.426	173	41.652	157	<b>22.331</b>	<b>208</b>	216
2	0	1:34.177	29.972	171	41.744	<b>162</b>	22.461	208	216	6	0	1:33.518	29.548	172	41.512	152	22.458	210	217
3	<b>0</b>	<b>1:33.175</b>	<b>29.367</b>	173	<b>41.372</b>	160	22.436	208	217	7	<b>0</b>	2:08.527	29.741	171	43.472	138	55.314		216
4	0	1:33.653	29.680	<b>173</b>	41.466	154	22.507	208	<b>217</b>										
<b>78</b> Docker / Albert										<b>theoretical besttime: 1:32.642</b>									
1	1	1:57.640	51.457	150	43.722	149	22.461	209	212	4	1	1:40.812	29.242	172	48.331	145	23.239	207	161
2	<b>1</b>	<b>1:32.642</b>	<b>29.134</b>	171	<b>41.381</b>	<b>156</b>	<b>22.127</b>	209	215	5	<b>1</b>	1:34.382	29.134	170	41.467	151	23.781	207	<b>217</b>
3	1	1:54.434	37.439	101	53.844	136	23.151	<b>210</b>	163	6	1	1:33.650	29.141	171	41.776	147	22.733	179	215
<b>80</b> Trenka / Lancaster										<b>theoretical besttime: 1:38.505</b>									
1	0	2:16.671	1:07.853	162	45.055	140	23.763	205	<b>212</b>	4	0	1:41.063	31.008	166	46.538	153	23.517	204	206
2	<b>0</b>	<b>1:38.704</b>	<b>30.594</b>	<b>167</b>	<b>44.730</b>	151	23.380	204	212	5	<b>0</b>	1:39.786	30.981	166	45.081	142	23.724	204	210
3	0	1:39.595	31.492	164	44.750	154	23.353	204	212	6	0	1:39.174	31.046	163	44.947	155	<b>23.181</b>	<b>206</b>	211
<b>86</b> Creswick / Dymond										<b>theoretical besttime: 1:33.575</b>									
1	0	1:58.190	51.721	149	43.861	144	22.608	208	206	5	0	1:34.942	30.329	167	41.963	157	22.650	210	217
2	0	1:33.892	29.507	170	<b>41.884</b>	156	22.501	210	<b>218</b>	6	0	1:34.821	29.380	171	42.873	160	22.568	209	215
3	0	1:34.938	29.699	170	42.437	159	22.802	<b>210</b>	215	7	0	<b>1:33.653</b>	<b>29.370</b>	<b>170</b>	41.962	160	<b>22.321</b>	<b>210</b>	216
4	0	1:34.084	29.470	<b>171</b>	41.924	159	22.690	209	217										
<b>96</b> Currie										<b>theoretical besttime: 1:32.939</b>									
1	0	2:02.886	52.435	155	46.536	116	23.915	208	193	5	0	<b>1:33.030</b>	29.346	171	<b>41.339</b>	<b>157</b>	<b>22.345</b>	<b>212</b>	216
2	0	1:34.242	29.870	171	41.728	156	22.644	209	216	6	0	1:33.305	<b>29.255</b>	<b>171</b>	41.693	156	22.357	211	<b>217</b>
3	0	1:34.854	29.452	<b>171</b>	42.105	<b>166</b>	23.297	210	217	7	0	2:10.533	30.384	161	47.762	126	52.387		180
4	0	1:33.342	29.413	171	41.543	154	22.386	211	217										



# GT Cup Championship

## Top speed list Qualifying 2 Group 1



Provisional

Brands Hatch, Length: 3916m

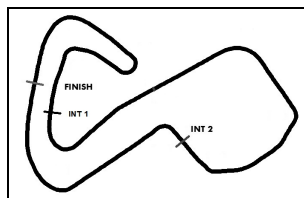
Air temperature: 14.37°C

Track temperature: 20.2°C

Weather condition: Dry

Sunday, May 1, 2022 10:15:00

#	Name (NAT)	Team	Car name	Speed	Lap	Race time
20	Tom Barrow	Saxon Motorsport	BMW 150 GTR	226.41	3	4:23.730
50	Sam Maher-Loughnan	Valluga Racing	Porsche Cayman 718 RS Clubsport	219.51	4	5:02.858
86	Timothy Creswich	Caffeine Six by Parr Motorsport	Porsche Cayman Clubsport GT4	218.18	2	2:44.746
77	Mark Hopton	Greystone GT (GBR)	McLaren 570S GT4	217.74	4	5:42.805
96	Jon Currie	Make Happen Racing	Mercedes-AMG GT4	217.74	6	9:04.622
17	Russ Lindsay	Orange Racing powered by JMH	McLaren 570S GT4	217.30	3	4:05.219
78	Tim Docker	Fox Motorsport	McLaren 570S GT4	217.30	5	7:51.414
14	Phillip Carter	Greystone GT (GBR)	McLaren 570S GT4	216.86	3	4:12.660
51	Matthew Graham	Valluga Racing	Porsche Cayman Clubsport GT4	216.43	5	8:10.697
69	Stephen Walton	Make Happen Racing	Mercedes-AMG GT4	215.56	2	2:58.494
25	Kavi Jundu	Paddock Motorsport	McLaren 570S GT4	215.56	4	8:05.777
80	Ron Trenka	Greystone GT (GBR)	McLaren 570S GT4	212.59	1	1:25.582
12	Jason Garrett	Petrolhead Motorsport	BMW E46	212.18	2	2:53.311
26	Tom Roche	Paddock Motorsport	McLaren 570S GT4	211.76	3	4:50.522
10	Callum Jenkins	Team Hard	Ginetta G55 GT4	210.52	5	8:08.575



# GT Cup Championship

## Sector List Qualifying 2 Group 2



Provisional

Brands Hatch, Length: 3916m

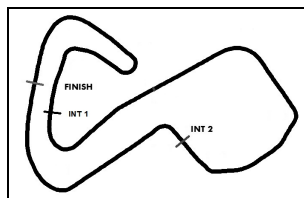
Air temperature: 14.39°C

Track temperature: 20.8°C

Weather condition: Dry

Sunday, May 1, 2022 10:30:00

Lap	Id	Time	SE1	SP1	SE2	SP2	SE3	SP3	TSP	Lap	Id	Time	SE1	SP1	SE2	SP2	SE3	SP3	TSP
<b>3 Gilbert / Birch</b>										<b>theoretical besttime: 1:33.098</b>									
1	0	2:23.759	1:14.328	162	46.431	133	23.000	223	192	4	0	1:33.675	29.514	181	41.961	146	22.200	225	226
2	0	1:36.008	30.769	<b>183</b>	42.548	136	22.691	225	232	5	0	1:34.056	29.807	179	42.360	147	21.889	228	234
3	0	1:33.989	30.214	181	41.942	149	<b>21.833</b>	227	<b>235</b>	6	0	<b>1:33.114</b>	<b>29.459</b>	<b>180</b>	<b>41.806</b>	<b>152</b>	21.849	224	233
<b>6 Stevenson / Kellet</b>										<b>theoretical besttime: 1:31.706</b>									
1	0	2:12.051	1:01.144	155	47.115	121	23.792	216	180	4	0	<b>1:32.218</b>	29.377	171	41.110	148	<b>21.731</b>	<b>219</b>	224
2	0	1:36.588	29.460	174	41.358	136	25.770	211	<b>225</b>	5	0	1:34.552	29.100	179	42.733	137	22.719	218	223
3	0	1:33.744	<b>28.892</b>	177	42.477	141	22.375	219	223	6	0	1:32.369	29.343	177	<b>41.083</b>	<b>145</b>	21.943	221	225
<b>7 Burgess / Dimmack</b>										<b>theoretical besttime: 1:25.688</b>									
1	0	2:08.218	1:02.495	171	43.524	126	22.199	240	219	5	0	<b>1:25.688</b>	<b>27.370</b>	<b>195</b>	<b>38.186</b>	<b>169</b>	<b>20.132</b>	<b>244</b>	<b>253</b>
2	0	1:30.038	28.224	185	40.194	136	21.620	237	238	6	0	1:38.305	28.119	139	45.044	109	25.142	240	206
3	0	1:27.112	27.977	195	38.813	156	20.322	242	251	7	0	2:00.166	27.607	197	38.555	169	54.004		251
4	0	1:27.582	27.835	<b>198</b>	38.417	145	21.330	242	252										
<b>9 Gilbert, (#1) / Lunn</b>										<b>theoretical besttime: 1:28.714</b>									
1	0	1:57.423	53.569	165	42.299	152	21.555	232	226	5	0	1:29.375	28.143	185	40.150	156	21.082	233	238
2	0	1:29.852	28.446	184	40.388	158	21.018	233	238	6	0	1:29.346	28.263	187	40.122	161	20.961	234	240
3	0	1:29.530	28.442	187	39.964	159	21.124	233	238	7	0	2:32.740	35.803	91	49.425	122	1:07.512		151
4	0	<b>1:28.714</b>	<b>27.939</b>	<b>190</b>	<b>39.848</b>	158	<b>20.927</b>	231	<b>240</b>										
<b>11 Price / MacLeod, GBR(#2)</b>										<b>theoretical besttime: 1:24.621</b>									
1	1	1:54.267	53.151	169	40.122	167	20.994	222	227	5	1	<b>1:24.795</b>	26.819	189	<b>37.578</b>	<b>176</b>	20.398	225	231
2	1	1:29.656	27.374	185	40.925	144	21.357	224	230	6	1	1:26.276	27.286	186	38.415	174	20.575	227	232
3	1	1:25.253	<b>26.690</b>	<b>189</b>	38.210	173	<b>20.353</b>	224	231	7	1	1:50.702	27.738	186	39.264	152	43.700		<b>232</b>
4	1	1:25.326	27.216	188	37.746	172	20.364	225	231										
<b>13 Webb, (#1) / Webb, (#2)</b>										<b>theoretical besttime: 1:29.074</b>									
1	0	2:22.412	1:12.600	148	46.733	115	23.079	219	203	5	0	1:30.494	28.673	184	40.567	163	21.254	225	229
2	0	1:31.870	29.737	182	40.479	159	21.654	223	231	6	0	1:29.723	<b>28.653</b>	<b>185</b>	39.614	160	21.456	229	231
3	0	1:31.522	29.264	183	40.603	160	21.655	225	231	7	0	<b>1:29.115</b>	28.694	189	<b>39.183</b>	<b>164</b>	<b>21.238</b>	<b>227</b>	<b>235</b>
4	0	1:30.203	28.909	183	39.965	160	21.329	224	231										
<b>16 Loggie, GBR(#1)</b>										<b>theoretical besttime: 1:24.672</b>									
1	2	2:02.976	52.614	153	46.475	137	23.887	195	158	5	2	1:24.808	<b>26.777</b>	<b>188</b>	37.484	170	20.547	227	232
2	2	1:31.643	30.258	178	40.104	155	21.281	225	229	6	2	1:34.848	27.843	183	41.415	152	25.590	225	232
3	2	1:28.065	27.418	187	38.332	158	22.315	226	231	7	2	<b>1:24.764</b>	26.869	186	<b>37.413</b>	<b>166</b>	<b>20.482</b>	<b>226</b>	<b>232</b>
4	2	1:28.334	27.178	187	39.736	97	21.420	225	230										
<b>23 Campbell / Webb, GBR(#2)</b>										<b>theoretical besttime: 1:25.568</b>									
1	0	2:16.661	1:05.835	172	45.344	106	25.482	221	228	5	0	4:25.275	27.054	487	37.784	474	20.443	229	233
2	0	1:35.388	27.753	186	44.987	101	22.648	225	231	5	0	<b>1:25.568</b>	<b>26.975</b>	<b>189</b>	<b>37.977</b>	<b>177</b>	<b>20.616</b>	<b>227</b>	<b>233</b>
3	0	1:27.841	27.232	189	39.776	159	20.833	226	233	6	0	2:06.904	27.591	190	39.920	133	59.393		<b>234</b>
4	0	1:26.646	27.347	186	38.597	172	20.702	226	233										
<b>28 Bailey, (#1) / Wylie</b>										<b>theoretical besttime: 1:30.565</b>									
1	0	2:10.747	57.547	156	48.002	131	25.198	226	165	4	0	1:44.688	30.674	135	51.010	113	23.004	229	133
2	0	1:31.735	28.964	181	40.588	145	22.183	<b>233</b>	236	5	0	<b>1:30.565</b>	<b>28.849</b>	<b>183</b>	<b>40.368</b>	<b>148</b>	<b>21.348</b>	<b>233</b>	<b>240</b>
3	0	1:44.447	28.885	<b>187</b>	49.224	94	26.338	232	198	6	0	2:06.471	29.429	171	46.892	128	50.150		173
<b>56 Millington / Simonsen, DNK(#2)</b>										<b>theoretical besttime: 1:31.399</b>									
1	0	2:10.063	58.005	166	47.142	132	24.916	223	197	5	0	1:32.363	28.876	183	41.215	151	22.272	227	236
2	0	1:34.822	30.323	174	41.917	150	22.582	227	235	6	0	1:32.882	28.881	183	40.966	149	23.035	226	236
3	0	1:33.286	29.060	182	42.047	154	22.179	227	237	7	0	<b>1:31.399</b>	<b>28.720</b>	<b>183</b>	<b>40.715</b>	<b>156</b>	<b>21.964</b>	<b>228</b>	<b>238</b>
4	0	1:33.709	29.900	179	41.377	150	22.432	227	235										



# GT Cup Championship

## Sector List Qualifying 2 Group 2



Provisional

Brands Hatch, Length: 3916m

Air temperature: 14.39°C

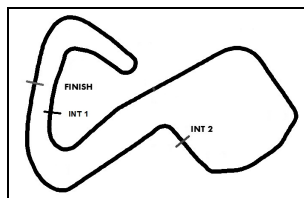
Track temperature: 20.8°C

Weather condition: Dry

Sunday, May 1, 2022 10:30:00

Lap	Id	Time	SE1	SP1	SE2	SP2	SE3	SP3	TSP	Lap	Id	Time	SE1	SP1	SE2	SP2	SE3	SP3	TSP
<b>61</b> Dhillon, (#1) / Amici, ITA(#2)										<b>theoretical besttime: 1:25.538</b>									
1	0	2:04.750	55.882	166	45.054	154	23.814	203	167	5	0	1:26.152	27.361	186	38.241	175	<b>20.550</b>	<b>228</b>	233
2	0	1:35.174	30.602	174	40.749	124	23.823	222	231	6	0	1:26.744	26.952	187	38.665	152	21.127	226	232
3	0	1:27.333	27.636	182	38.698	172	20.999	226	232	7	0	<b>1:25.757</b>	<b>26.921</b>	<b>188</b>	<b>38.067</b>	<b>180</b>	20.769	226	<b>234</b>
4	0	1:26.286	26.961	188	38.552	170	20.773	226	233										
<b>66</b> Tillbrook / Clutton										<b>theoretical besttime: 1:24.000</b>									
1	0	2:06.315	59.829	175	43.910	134	22.576	224	190	5	0	1:24.490	26.706	190	37.519	173	20.265	229	235
2	0	1:31.766	28.534	182	40.354	136	22.878	225	230	6	0	1:35.872	27.244	187	42.725	84	25.903	228	233
3	0	1:25.533	27.237	190	37.855	<b>177</b>	20.441	227	233	7	0	<b>1:24.000</b>	<b>26.629</b>	<b>191</b>	<b>37.301</b>	<b>174</b>	<b>20.070</b>	<b>229</b>	<b>236</b>
4	0	1:28.896	26.867	189	40.339	134	21.690	228	235										
<b>67</b> Orange / O'Brien										<b>theoretical besttime: 1:24.043</b>									
1	0	1:45.512	42.798	164	41.667	156	21.047	225	198	5	0	1:24.263	27.011	191	<b>37.214</b>	<b>164</b>	20.038	231	236
2	0	1:27.032	27.800	174	38.784	<b>166</b>	20.448	227	234	6	0	<b>1:24.221</b>	26.829	191	37.389	163	<b>20.003</b>	<b>230</b>	<b>237</b>
3	0	1:25.110	26.926	189	37.874	165	20.310	229	235	7	0	1:28.054	27.137	191	38.959	164	21.958	210	237
4	0	1:24.278	<b>26.826</b>	<b>191</b>	37.272	162	20.180	229	236										
<b>247</b> Khera / McDonald										<b>theoretical besttime: 1:27.704</b>									
1	0	2:07.537	57.175	168	46.083	121	24.279	229	184	4	0	1:28.277	28.264	185	39.134	158	20.879	230	238
2	0	1:35.467	28.390	184	41.698	108	25.379	171	198	5	0	<b>1:27.704</b>	<b>28.079</b>	<b>188</b>	<b>38.867</b>	<b>157</b>	<b>20.758</b>	<b>230</b>	<b>238</b>
3	0	1:31.043	29.644	187	40.333	<b>160</b>	21.066	<b>230</b>	236	6	0	2:02.247	29.178	143	41.416	143	51.653		230





# GT Cup Championship

## Top speed list Qualifying 2 Group 2



Provisional

Brands Hatch, Length: 3916m

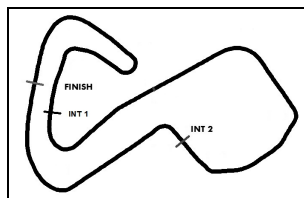
Air temperature: 14.39°C

Track temperature: 20.8°C

Weather condition: Dry

Sunday, May 1, 2022 10:30:00

#	Name (NAT)	Team	Car name	Speed	Lap	Race time
7	Steve Burgess	Raw Motorsport	Radical RXC	253.52	5	7:15.689
9	Warren Gilbert	Topcats Racing	Lamborghini Super Trofeo	240.00	4	5:40.590
28	Paul Bailey	SB Race Engineering	McLaren MP4-12C Cam Am	240.00	5	7:56.688
247	Lucky Khera	Racelab	Ferrari 488 Challenge	238.93	5	7:26.165
56	Roy Millington	FF Corse	Ferrari 458 Challenge EVO	238.41	7	10:41.924
67	Simon Orange	Orange Racing powered by JMH	McLaren 720S GT3	237.88	6	8:08.462
66	Morgan Tillbrook	Enduro Motorsport	McLaren 720S GT3	236.32	7	10:14.888
3	Charlotte Gilbert	Topcats Racing	Lamborghini Super Trofeo	235.80	3	4:46.360
13	James Webb	Team Webb	Lamborghini Super Trofeo	235.80	7	10:40.765
23	Ian Campbell	Greystone GT (GBR)	McLaren 720S GT3	234.78	6	10:20.616
61	John Dhillon	Scott Sport	Lamborghini Huracan GT3	234.27	7	10:08.876
11	Michael Price	Ram Racing (GBR)	Mercedes-AMG GT3	232.75	7	9:49.182
16	Ian Loggie (GBR)	Ram Racing (GBR)	Mercedes-AMG GT3	232.75	7	10:13.033
6	Alex Stevenson	Century Motorsport	Ginetta G56 Supercup	225.46	2	2:58.277



# GT Cup Championship



## Sector List Race 1

Provisional

Brands Hatch, Length: 3916m

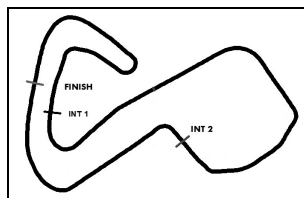
Air temperature: 16.61°C

Track temperature: 33.9°C

Weather condition: Dry

Saturday, April 30, 2022 14:30:00

Lap	Id	Time	SE1	SP1	SE2	SP2	SE3	SP3	TSP	Lap	Id	Time	SE1	SP1	SE2	SP2	SE3	SP3	TSP
<b>3 Gilbert / Birch</b>										<b>theoretical besttime: 1:30.198</b>									
1	0	2:54.621	52.954	108	1:11.210	78	50.457	72	152	9	0	<b>1:30.867</b>	<b>28.908</b>	<b>180</b>	<b>39.930</b>	<b>155</b>	22.029	220	235
2	0	2:36.214	56.978	94	1:09.097	81	30.139	214	156	10	0	1:38.190	30.382	154	43.284	136	24.524	180	222
3	0	1:32.562	29.752	180	41.121	147	21.689	224	234	11	0	1:46.266	34.347	163	47.362	125	24.557	156	200
4	0	1:32.447	29.369	183	41.226	150	21.852	221	230	12	0	2:07.516	43.442	120	54.181	99	29.893	217	142
5	0	1:33.518	30.251	180	41.274	151	21.993	222	231	13	0	1:31.232	29.502	185	40.150	142	21.580	227	<b>236</b>
6	0	1:32.428	29.759	181	40.970	149	21.699	224	230	14	0	1:33.320	30.449	167	41.369	152	21.502	226	232
7	0	1:31.930	28.975	180	41.305	155	21.650	225	231	15	0	1:31.060	29.378	183	40.322	150	<b>21.360</b>	<b>225</b>	233
8	0	1:31.150	29.293	178	40.348	153	21.509	226	235										
<b>4 Tilley / Tregurtha, GBR(#2)</b>										<b>theoretical besttime: 1:28.803</b>									
1	0	2:57.938	51.612	112	1:17.624	94	48.702	70	147	9	0	1:30.151	28.419	180	40.912	159	<b>20.820</b>	<b>224</b>	228
2	0	2:38.592	1:00.592	93	1:09.309	84	28.691	218	139	10	0	1:34.264	28.988	177	41.468	143	23.808	194	228
3	0	1:33.807	29.709	177	42.209	136	21.889	221	226	11	0	1:45.240	33.586	152	47.185	130	24.469	158	191
4	0	1:33.633	29.094	167	42.088	147	22.451	219	208	12	0	2:06.842	43.692	124	54.200	82	28.950	215	144
5	0	1:33.829	30.541	178	41.171	139	22.117	222	225	13	0	1:31.915	29.966	171	40.924	157	21.025	220	227
6	0	1:33.730	29.897	168	41.702	139	22.131	219	226	14	0	1:32.220	29.563	180	41.512	150	21.145	224	221
7	0	1:29.436	28.525	183	<b>39.696</b>	155	21.215	<b>226</b>	<b>232</b>	15	0	<b>1:29.168</b>	<b>28.287</b>	<b>187</b>	39.965	160	20.916	223	225
8	0	1:30.897	28.810	180	41.135	159	20.952	223	229										
<b>6 Stevenson / Kellet</b>										<b>theoretical besttime: 1:33.999</b>									
1	0	2:59.114		112	2:17.389	108	41.725	65	151	9	0	1:34.968	30.253	171	42.256	146	22.459	216	221
2	0	2:37.363	59.037	90	1:08.948	89	29.378	213	137	10	0	1:41.800	34.265	163	44.282	135	23.253	210	197
3	0	1:35.051	30.411	176	42.179	137	22.461	<b>219</b>	<b>222</b>	11	0	1:39.066	32.015	172	43.825	148	23.226	215	210
4	0	1:35.223	29.849	176	42.608	140	22.766	214	<b>225</b>	12	0	1:51.413	33.004	166	50.044	79	28.365	217	128
5	0	1:35.718	30.232	174	42.986	145	22.500	217	220	13	0	1:35.531	30.282	173	42.470	145	22.779	214	219
6	0	1:34.627	29.678	175	42.516	142	22.433	218	223	14	0	1:35.693	30.331	174	42.868	150	22.494	217	223
7	0	1:34.729	29.779	<b>178</b>	42.484	148	22.466	218	222	15	0	<b>1:33.999</b>	<b>29.482</b>	<b>177</b>	<b>42.173</b>	<b>138</b>	<b>22.344</b>	<b>218</b>	224
8	0	1:34.866	29.845	175	42.665	149	22.356	218	223										
<b>7 Burgess / Dimmack</b>										<b>theoretical besttime: 1:25.218</b>									
1	0	2:50.403	43.101	102	1:12.986	66	54.316	67	154	9	0	1:25.913	27.540	192	38.310	171	20.063	243	249
2	0	2:32.810	51.479	79	1:11.026	69	30.305	238	97	10	0	1:32.113	28.010	194	39.715	166	24.388	156	<b>251</b>
3	0	1:27.859	28.344	190	39.225	158	20.290	241	247	11	0	2:18.858	31.724	119	1:10.148	87	36.986	90	95
4	0	1:27.471	28.381	183	39.010	164	20.080	241	248	12	0	2:11.792	47.008	113	55.769	103	29.015	237	147
5	0	1:26.288	27.402	193	38.664	158	20.222	238	247	13	0	<b>1:25.417</b>	<b>27.075</b>	<b>197</b>	<b>38.182</b>	<b>159</b>	20.160	236	246
6	0	1:27.248	27.592	189	39.695	172	<b>19.961</b>	241	233	14	0	1:26.160	27.405	189	38.374	172	20.381	237	248
7	0	1:27.064	27.474	192	38.378	167	21.212	233	248	15	0	1:26.399	27.366	194	38.662	162	20.371	233	246
8	0	1:26.617	27.788	191	38.744	165	20.085	242	248										
<b>9 Lunn / Gilbert, (#2)</b>										<b>theoretical besttime: 1:31.533</b>									
1	0	3:34.909	52.371	109	1:23.742	124	1:18.796		142	9	0	1:32.467	29.403	186	40.827	153	22.237	202	233
2	0	2:09.217	52.041	175	48.799	61	28.377	217	211	10	0	1:41.885	34.658	172	44.070	139	23.157	208	205
3	0	1:35.107	30.282	180	42.488	148	22.337	220	225	11	0	1:39.172	32.117	178	43.949	152	23.106	216	204
4	0	1:37.034	30.111	155	44.215	128	22.708	224	219	12	0	1:51.039	32.789	167	50.282	74	27.968	228	127
5	0	1:36.233	30.860	175	42.697	144	22.676	223	230	13	0	1:32.529	29.196	185	41.647	150	21.686	227	234
6	0	1:32.584	29.358	186	41.405	152	21.821	227	237	14	0	1:33.459	29.255	186	41.227	152	22.977	213	221
7	0	1:32.705	<b>29.114</b>	186	41.202	152	22.389	225	225	15	0	1:34.294	29.165	188	43.040	160	22.089	229	206
8	0	<b>1:31.729</b>	29.310	<b>188</b>	<b>40.788</b>	152	<b>21.631</b>	228	<b>237</b>										
<b>10 Jenkins / Gilham</b>										<b>theoretical besttime: 1:32.048</b>									
1	0	2:55.025	55.381	119	1:11.128	84	48.516	71	120	9	0	1:32.871	29.536	170	41.339	150	21.996	206	210
2	0	2:36.729	58.412	81	1:08.680	75	29.637	202	141	10	0	1:36.659	29.586	166	44.042	140	23.031	185	176
3	0	1:34.081	29.866	170	42.005	152	22.210	205	210	11	0	1:41.917	31.097	169	46.216	125	24.604	187	187
4	0	1:32.628	29.439	171	<b>40.949</b>	152	22.240	204	210	12	0	2:06.812	43.641	103	53.727	82	29.444	203	133
5	0	1:32.908	29.775	168	41.145	145	21.988	<b>206</b>	210	13	0	1:33.729	30.174	167	41.177	153	22.378	203	211
6	0	1:33.802	29.363	170	41.643	150	22.796	201	210	14	0	1:38.361	33.430	167	42.182	156	22.749	203	208
7	0	1:33.845	29.572	<b>172</b>	41.983	138	22.290	205	<b>211</b>	15	0	1:35.716	30.399	165	42.749	145	22.568	205	209
8	0	<b>1:32.501</b>	<b>29.216</b>	169	41.402	151	<b>21.883</b>	206	210										



# GT Cup Championship



## Sector List Race 1

Provisional

Brands Hatch, Length: 3916m

Air temperature: 16.61°C

Track temperature: 33.9°C

Weather condition: Dry

Saturday, April 30, 2022 14:30:00

Lap	Id	Time	SE1	SP1	SE2	SP2	SE3	SP3	TSP	Lap	Id	Time	SE1	SP1	SE2	SP2	SE3	SP3	TSP
<b>11 Price / MacLeod, GBR(#2)</b>										<b>theoretical besttime: 1:26.658</b>									
1	1	2:51.386	46.983	131	1:12.927	83	51.476	65	140	9	1	<b>1:26.777</b>	<b>26.930</b>	<b>187</b>	<b>39.149</b>	<b>163</b>	20.698	224	230
2	1	2:34.138	54.606	95	1:09.660	88	29.872	221	167	10	1	1:29.355	27.325	188	40.603	162	21.427	180	229
3	1	1:29.243	28.437	183	39.858	167	20.948	223	230	11	1	2:15.298	31.423	179	1:07.201	85	36.674	90	108
4	1	1:28.028	27.742	187	39.339	164	20.947	223	<b>232</b>	12	1	2:12.785	48.370	100	54.474	108	29.941	195	192
5	1	1:28.299	28.156	184	39.474	167	20.669	224	230	13	1	1:29.658	29.407	185	39.646	169	20.605	224	227
6	1	1:29.544	27.022	<b>188</b>	40.538	<b>172</b>	21.984	223	225	14	1	1:27.260	27.050	187	39.560	164	20.650	224	230
7	1	1:27.425	27.194	188	39.494	166	20.737	<b>224</b>	230	15	1	1:27.369	27.028	188	39.673	163	20.668	224	230
8	1	1:28.261	27.129	188	40.553	169	<b>20.579</b>	224	231										

<b>12 Garrett / Kakad</b>										<b>theoretical besttime: 5:49.060</b>									
1	0	3:03.241		<b>147</b>	2:23.646	<b>132</b>	39.595	57	<b>157</b>	3	0	12:00.054	<b>4:16.191</b>	<b>109</b>	<b>1:04.504</b>	<b>96</b>	6:39.359		138
2	0	<b>2:39.449</b>	1:01.636	91	1:09.448	64	<b>28.365</b>	<b>199</b>	151										

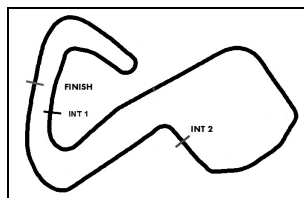
<b>13 Webb, (#1) / Webb, (#2)</b>										<b>theoretical besttime: 1:31.140</b>									
1	0	2:56.175	58.958	91	1:08.564	69	48.653	83	104	9	0	1:33.027	30.503	182	41.093	154	<b>21.431</b>	<b>226</b>	236
2	0	2:36.678	59.129	80	1:08.397	77	29.152	220	125	10	0	1:38.160	30.337	182	44.088	144	23.735	156	206
3	0	1:34.860	30.032	182	42.602	159	22.226	224	231	11	0	1:39.160	31.027	173	44.533	148	23.600	213	151
4	0	1:34.419	30.098	183	42.085	159	22.236	226	235	12	0	2:06.183	44.804	131	52.556	79	28.823	225	125
5	0	1:34.894	30.575	178	42.306	150	22.013	227	232	13	0	1:34.268	30.017	170	42.445	157	21.806	226	203
6	0	1:32.375	29.513	183	41.134	<b>161</b>	21.728	<b>229</b>	237	14	0	1:33.984	30.229	185	41.616	148	22.139	224	236
7	0	<b>1:31.296</b>	<b>28.994</b>	<b>188</b>	<b>40.715</b>	160	21.587	229	<b>238</b>	15	0	1:35.416	29.600	182	43.396	157	22.420	217	216
8	0	1:33.497	30.002	183	41.554	159	21.941	204	238										

<b>14 Carter / Broadhurst</b>										<b>theoretical besttime: 1:36.021</b>									
1	0	3:00.694		115	2:18.425	122	42.269	67	125	5	0	<b>1:36.609</b>	30.506	171	<b>43.270</b>	<b>155</b>	22.833	209	<b>217</b>
2	0	2:40.388	1:02.133	93	1:08.597	75	29.658	201	160	6	0	1:36.976	30.503	171	43.488	153	22.985	209	217
3	0	1:37.052	30.467	166	43.588	<b>156</b>	22.997	207	216	7	0	1:37.199	30.828	171	43.612	155	<b>22.759</b>	<b>210</b>	213
4	0	1:39.116	<b>29.992</b>	171	45.117	132	24.007	206	208										

<b>16 Loggie, GBR(#1)</b>										<b>theoretical besttime: 1:25.850</b>									
1	2	2:50.270	42.216	91	1:13.291	64	54.763	69	148	9	2	1:26.122	27.201	189	38.409	165	<b>20.512</b>	<b>226</b>	231
2	2	2:32.767	50.945	73	1:11.091	63	30.731	219	110	10	2	1:31.889	29.520	188	38.901	152	23.468	144	<b>231</b>
3	2	1:29.764	28.265	186	40.164	146	21.335	224	223	11	2	2:15.803	31.928	174	1:07.377	83	36.498	87	95
4	2	1:29.157	28.249	185	39.632	158	21.276	222	230	12	2	2:13.299	47.998	115	54.857	101	30.444	206	177
5	2	1:27.373	27.610	188	38.766	160	20.997	223	230	13	2	1:28.564	29.159	180	38.742	167	20.663	224	228
6	2	1:30.197	27.306	188	41.706	161	21.185	224	222	14	2	<b>1:25.995</b>	27.048	188	<b>38.338</b>	<b>164</b>	20.609	223	230
7	2	1:27.076	27.464	188	38.822	164	20.790	224	230	15	2	1:27.184	27.098	189	39.135	159	20.951	224	230
8	2	1:26.651	<b>27.000</b>	188	38.781	165	20.870	224	231										

<b>17 Dendy / Collins / Lindsay</b>										<b>theoretical besttime: 1:32.930</b>									
1	1	2:56.759	1:00.554	84	1:07.659	94	48.546	79	151	9	1	1:33.397	29.447	170	<b>41.592</b>	<b>160</b>	22.358	208	215
2	1	2:37.212	59.888	84	1:08.436	73	28.888	208	110	10	1	1:36.302	29.763	169	43.536	147	23.003	205	203
3	1	1:34.900	29.738	170	42.123	149	23.039	206	217	11	1	1:37.429	31.353	168	43.195	153	22.881	204	215
4	1	1:34.405	29.477	170	42.218	155	22.710	207	214	12	1	2:05.701	43.704	114	52.689	86	29.308	207	119
5	1	1:35.934	31.211	166	42.322	157	22.401	208	214	13	1	1:35.053	29.271	169	42.798	154	22.984	208	218
6	1	1:33.357	29.154	<b>171</b>	41.696	155	22.507	209	<b>218</b>	14	1	1:34.916	30.265	167	42.451	162	<b>22.200</b>	<b>208</b>	216
7	1	1:33.971	29.579	165	41.995	156	22.397	208	213	15	1	1:34.566	29.701	167	42.278	143	22.587	210	217
8	1	<b>1:33.196</b>	<b>29.138</b>	169	41.760	159	22.298	208	216										

<b>20 Barrow</b>										<b>theoretical besttime: 1:31.587</b>									
1	1	2:53.624	54.114	110	1:09.690	91	49.820	66	133	9	1	1:31.985	29.031	178	<b>40.882</b>	<b>160</b>	22.072	214	223
2	1	2:35.519	56.687	105	1:08.990	92	29.842	213	166	10	1	1:35.930	<b>28.830</b>	<b>178</b>	44.150	144	22.950	196	213
3	1	1:33.320	29.629	175	41.529	159	22.162	212	222	11	1	1:46.088	34.055	162	47.489	129	24.544	167	192
4	1	1:33.231	29.468	177	41.571	<b>161</b>	22.192	212	221	12	1	2:07.090	43.433	113	54.257	88	29.400	213	151
5	1	1:34.928	30.014	177	42.542	158	22.372	213	221	13	1	1:33.764	29.842	179	41.959	155	21.963	214	222
6	1	1:32.535	29.411	177	41.111	159	22.013	213	223	14	1	1:33.998	29.000	176	42.135	133	22.863	209	224
7	1	1:31.963	29.108	178	40.980	156	<b>21.875</b>	<b>215</b>	<b>225</b>	15	1	1:32.762	29.286	177	41.396	157	22.080	214	221
8	1	<b>1:31.884</b>	28.873	177	41.008	158	22.003	214	224										



# GT Cup Championship

## Sector List Race 1

Provisional



Brands Hatch, Length: 3916m

Air temperature: 16.61°C

Track temperature: 33.9°C

Weather condition: Dry

Saturday, April 30, 2022 14:30:00

Lap	Id	Time	SE1	SP1	SE2	SP2	SE3	SP3	TSP	Lap	Id	Time	SE1	SP1	SE2	SP2	SE3	SP3	TSP
<b>23 Campbell / Webb, GBR(#2)</b>										<b>theoretical besttime: 1:26.213</b>									
1	0	2:51.256	46.035	87	1:12.937	85	52.284	70	141	9	0	<b>1:26.689</b>	27.520	189	<b>38.569</b>	<b>167</b>	20.600	225	<b>234</b>
2	0	2:33.871	54.090	90	1:09.423	79	30.358	218	155	10	0	1:30.182	27.630	190	40.115	156	22.437	203	230
3	0	1:29.345	28.516	186	39.799	160	21.030	223	231	11	0	2:14.891	31.758	185	1:06.364	90	36.769	94	117
4	0	1:28.103	27.632	187	39.478	164	20.993	225	231	12	0	2:12.012	48.818	102	54.277	105	28.917	210	190
5	0	1:29.899	28.282	184	40.697	167	20.920	225	228	13	0	1:30.195	29.513	181	40.067	165	20.615	224	230
6	0	1:28.874	27.618	186	39.481	167	21.775	223	233	14	0	1:27.025	27.099	189	39.291	166	20.635	226	233
7	0	1:27.653	28.020	185	38.952	165	20.681	226	233	15	0	1:27.579	27.261	189	39.738	169	<b>20.580</b>	<b>225</b>	232
8	0	1:27.848	<b>27.064</b>	189	40.137	166	20.647	<b>226</b>	233										

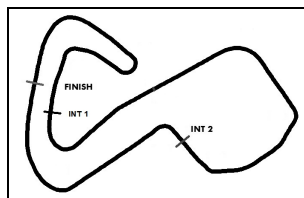
<b>25 Jundu / Hatfield</b>										<b>theoretical besttime: 1:35.433</b>									
1	0	3:02.523		111	2:20.074	128	42.449	60	160	8	0	1:50.145	43.459	163	43.718	157	22.968	205	180
2	0	2:39.479	1:01.638	96	1:08.855	68	28.986	201	146	9	0	1:37.818	31.234	169	43.738	156	22.846	204	209
3	0	1:37.332	30.882	165	43.415	154	23.035	205	211	10	0	2:12.454	30.208	170	1:05.322	90	36.924	92	99
4	0	1:38.515	30.833	170	44.331	137	23.351	206	212	11	0	2:13.141	48.618	98	54.570	91	29.953	204	170
5	0	1:37.260	31.381	160	42.806	150	23.073	204	211	12	0	<b>1:36.463</b>	31.197	170	<b>42.351</b>	<b>152</b>	<b>22.915</b>	<b>206</b>	213
6	0	1:36.566	<b>30.167</b>	169	43.275	144	23.124	205	214	13	0	1:37.830	31.053	162	43.431	143	23.346	206	212
7	0	1:37.229	30.699	166	43.498	140	23.032	<b>206</b>	<b>215</b>	14	0	1:37.485	30.483	167	43.836	151	23.166	206	213

<b>26 Chohan / Roche</b>										<b>theoretical besttime: 1:33.522</b>									
1	1	3:00.740		105	2:18.311	106	42.429	65	119	9	1	1:37.152	31.173	167	42.291	154	23.688	180	209
2	1	2:39.251	1:01.245	90	1:08.752	78	29.254	202	150	10	1	1:38.876	32.286	166	43.781	154	22.809	205	209
3	1	1:36.612	30.579	165	42.973	138	23.060	204	211	11	1	1:37.523	30.708	167	43.388	135	23.427	203	208
4	1	1:38.405	30.524	168	44.477	147	23.404	200	209	12	1	1:48.479	31.231	165	48.509	68	28.739	205	150
5	1	1:34.211	29.746	168	41.982	<b>156</b>	<b>22.483</b>	204	210	13	1	1:34.690	<b>29.355</b>	<b>171</b>	42.756	155	22.579	205	<b>213</b>
6	1	<b>1:33.546</b>	29.369	169	<b>41.684</b>	154	22.493	204	212	14	1	1:35.527	29.972	167	43.037	153	22.518	205	212
7	1	1:35.720	29.713	169	42.129	147	23.878	<b>205</b>	211	15	1	1:34.207	29.691	170	41.863	153	22.653	204	213
8	1	1:35.639	30.738	168	42.203	150	22.698	205	211										

<b>28 Bailey, (#1) / Wylie</b>										<b>theoretical besttime: 1:28.866</b>									
1	0	2:52.853	49.132	112	1:13.228	69	50.493	67	160	9	0	1:31.335	28.777	189	41.474	148	<b>21.084</b>	<b>234</b>	232
2	0	2:34.957	55.686	86	1:09.145	93	30.126	226	173	10	0	1:31.193	28.611	186	40.828	141	21.754	231	241
3	0	1:31.717	29.543	188	40.742	138	21.432	234	238	11	0	1:59.221	29.685	181	52.507	113	37.029	100	216
4	0	1:30.065	28.658	189	40.090	142	21.317	232	240	12	0	2:11.084	48.418	110	53.708	88	28.958	231	163
5	0	1:30.584	28.982	<b>190</b>	40.057	142	21.545	232	240	13	0	1:34.302	29.707	185	41.989	137	22.606	230	<b>241</b>
6	0	1:31.479	28.775	185	40.801	144	21.903	232	239	14	0	1:29.981	28.460	185	40.241	154	21.280	232	238
7	0	1:29.717	28.681	187	39.772	142	21.264	234	241	15	0	1:29.565	28.615	189	39.683	151	21.267	231	237
8	0	<b>1:28.872</b>	<b>28.346</b>	188	<b>39.436</b>	146	21.090	<b>234</b>	241										

<b>42 Watts</b>										<b>theoretical besttime: 1:32.478</b>									
1	0	2:58.389	56.724	105	1:20.389	110	41.276	66	146	9	0	1:33.541	29.646	181	41.811	154	22.084	202	208
2	0	2:37.024	59.241	91	1:08.817	83	28.966	214	121	10	0	1:37.652	30.243	156	44.074	142	23.335	203	201
3	0	1:35.674	29.879	176	42.836	151	22.959	217	223	11	0	1:37.152	30.207	153	43.930	145	23.015	209	202
4	0	1:34.627	29.825	177	42.458	155	22.344	218	228	12	0	2:04.674	43.092	113	52.852	83	28.730	219	117
5	0	1:34.249	29.810	176	42.469	152	21.970	220	202	13	0	1:34.662	29.726	180	42.776	154	22.160	214	223
6	0	1:33.260	29.453	179	<b>41.746</b>	154	22.061	219	<b>229</b>	14	0	1:35.175	30.306	177	42.954	159	21.915	219	196
7	0	1:33.947	29.487	179	42.595	157	21.865	<b>221</b>	224	15	0	1:34.965	29.644	178	43.043	157	22.278	198	196
8	0	<b>1:33.058</b>	<b>29.033</b>	180	42.326	158	<b>21.699</b>	219	223										

<b>50 Wallis / Maher-Loughnan</b>										<b>theoretical besttime: 1:32.408</b>									
1	1	2:54.301	54.859	117	1:10.449	97	48.993	72	127	9	1	1:33.655	<b>29.205</b>	<b>173</b>	42.498	152	<b>21.952</b>	<b>211</b>	216
2	1	2:36.982	58.517	83	1:08.609	78	29.856	207	141	10	1	1:36.798	29.861	168	43.745	147	23.192	187	190
3	1	1:34.051	30.051	173	42.027	154	21.973	209	216	11	1	1:42.059	30.506	160	46.894	125	24.659	177	196
4	1	1:32.761	29.326	<b>173</b>	41.376	156	22.059	209	216	12	1	2:06.764	43.489	106	53.828	86	29.447	208	131
5	1	1:33.021	29.787	170	<b>41.251</b>	157	21.983	210	216	13	1	1:36.311	30.949	166	43.270	154	22.092	210	204
6	1	1:33.947	29.917	171	41.544	148	22.486	210	<b>219</b>	14	1	1:34.450	30.007	171	41.786	154	22.657	204	218
7	1	1:32.614	29.321	172	41.272	157	22.021	210	217	15	1	1:35.083	30.131	172	42.865	157	22.087	212	219
8	1	<b>1:32.522</b>	29.206	171	41.318	155	21.998	209	217										



# GT Cup Championship

## Sector List Race 1

Provisional



Brands Hatch, Length: 3916m

Air temperature: 16.61°C

Track temperature: 33.9°C

Weather condition: Dry

Saturday, April 30, 2022 14:30:00

Lap	Id	Time	SE1	SP1	SE2	SP2	SE3	SP3	TSP	Lap	Id	Time	SE1	SP1	SE2	SP2	SE3	SP3	TSP
<b>51</b>	Graham / Hethrington									theoretical besttime: 1:32.518									
1	0	2:55.815	59.537	98	1:07.481	87	48.797	74	125	9	0	<b>1:32.806</b>	29.286	169	<b>41.409</b>	<b>154</b>	22.111	208	216
2	0	2:36.324	58.424	89	1:08.810	71	29.090	206	137	10	0	1:37.632	29.209	163	44.966	136	23.457	197	181
3	0	1:34.216	29.900	170	42.081	147	22.235	208	216	11	0	1:39.529	30.438	169	45.110	135	23.981	199	181
4	0	1:33.156	29.285	<b>171</b>	41.532	153	22.339	207	215	12	0	2:06.728	44.567	122	53.094	79	29.067	208	127
5	0	1:33.497	29.511	170	41.681	154	22.305	207	215	13	0	1:33.494	29.866	166	41.606	156	<b>22.022</b>	<b>209</b>	216
6	0	1:33.827	29.342	170	42.334	154	22.151	208	212	14	0	1:34.077	29.482	170	42.169	148	22.426	208	216
7	0	1:33.233	29.346	169	41.806	152	22.081	208	216	15	0	1:35.781	29.495	170	43.174	146	23.112	203	216
8	0	1:33.772	<b>29.087</b>	170	42.486	153	22.199	209	<b>216</b>										

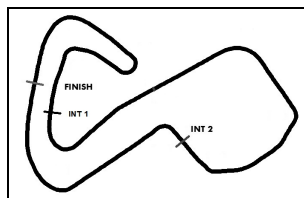
<b>56</b>	Millington / Simonsen, DNK(#2)									theoretical besttime: 1:33.949									
1	0	2:59.835		101	2:17.769	108	42.066	69	145	9	0	1:37.099	31.101	180	42.380	150	23.618	180	233
2	0	2:37.733	58.996	91	1:09.447	84	29.290	217	147	10	0	1:38.702	31.587	178	43.330	140	23.785	204	199
3	0	1:36.053	30.358	174	42.869	145	22.826	225	233	11	0	1:37.865	30.963	176	43.626	140	23.276	215	210
4	0	1:37.050	30.906	173	43.245	147	22.899	224	229	12	0	1:48.091	30.975	176	48.446	73	28.670	225	145
5	0	1:36.084	30.679	177	42.685	135	22.720	224	232	13	0	1:34.624	29.647	170	42.648	151	<b>22.329</b>	<b>225</b>	203
6	0	1:35.319	30.206	<b>180</b>	42.383	144	22.730	224	234	14	0	1:35.753	30.398	168	43.008	150	22.347	226	211
7	0	1:35.984	29.934	177	42.331	139	23.719	214	<b>234</b>	15	0	<b>1:33.985</b>	<b>29.640</b>	<b>177</b>	<b>41.980</b>	<b>151</b>	22.365	224	234
8	0	1:35.425	30.333	177	42.318	148	22.774	201	233										

<b>61</b>	Dhillon, (#1) / Amici, ITA(#2)									theoretical besttime: 1:28.747									
1	0	2:52.453	47.966	106	1:13.044	78	51.443	69	125	9	0	1:29.799	28.507	183	39.863	161	21.429	222	232
2	0	2:33.698	54.620	87	1:09.104	91	29.974	219	158	10	0	1:32.979	28.617	184	41.705	157	22.657	208	229
3	0	1:30.163	28.623	184	40.092	165	21.448	221	231	11	0	2:04.480	29.615	183	57.760	97	37.105	91	112
4	0	1:29.268	28.213	184	<b>39.642</b>	162	21.413	222	231	12	0	2:11.850	48.480	99	53.642	92	29.728	208	156
5	<b>0</b>	<b>1:29.010</b>	27.908	186	39.763	165	21.339	221	232	<b>13</b>	<b>0</b>	<b>1:32.637</b>	29.234	180	41.584	161	21.819	220	230
6	0	1:29.656	28.029	182	39.997	161	21.630	223	<b>232</b>	14	0	1:29.398	28.016	185	39.863	167	21.519	221	230
7	0	1:29.473	27.864	185	40.172	156	21.437	222	232	15	0	1:29.068	27.913	187	39.823	165	<b>21.332</b>	<b>223</b>	230
8	0	1:29.749	<b>27.773</b>	186	40.479	160	21.497	<b>225</b>	230										

<b>66</b>	Tillbrook / Clutton									theoretical besttime: 1:25.062									
1	0	2:50.025	41.010	88	1:13.732	69	55.283	69	138	9	0	1:26.078	27.142	190	38.601	176	20.335	227	233
2	0	2:32.358	50.241	72	1:11.301	67	30.816	223	113	10	0	1:34.703	28.408	183	39.549	136	26.746	146	<b>234</b>
3	0	1:28.522	27.939	189	39.586	164	20.997	225	231	11	0	2:17.528	32.469	152	1:07.986	86	37.073	87	106
4	0	1:28.971	28.351	185	39.833	170	20.787	225	226	12	0	2:13.897	47.758	127	54.483	107	31.656	217	170
5	0	1:26.759	27.408	190	38.711	170	20.640	225	233	13	0	1:26.457	28.226	189	37.889	178	20.342	225	232
6	0	1:26.660	27.522	189	38.727	175	20.411	226	233	14	0	1:25.249	<b>26.943</b>	<b>190</b>	37.988	178	20.318	226	232
7	0	1:25.908	27.345	185	38.078	173	20.485	225	233	15	0	<b>1:25.200</b>	27.081	189	<b>37.820</b>	<b>180</b>	<b>20.299</b>	<b>226</b>	232
8	0	1:27.330			174		20.352	227	233										

<b>67</b>	Orange / O'Brien									theoretical besttime: 1:24.758									
1	0	2:50.944	44.753	103	1:12.530	70	53.661	66	133	9	0	1:25.974	27.205	191	38.515	162	20.254	228	219
2	0	2:33.439	52.253	87	1:10.759	76	30.427	223	100	10	0	1:34.953	28.079	177	39.560	133	27.314	134	236
3	0	1:28.935	28.339	183	39.778	160	20.818	226	232	11	0	2:17.576	32.520	159	1:08.400	88	36.656	85	101
4	0	1:28.824	27.935	187	39.741	155	21.148		233	12	0	2:13.336	47.962	102	54.555	110	30.819	218	168
5	0	1:27.450	28.141	188	38.436	161	20.873	226	235	13	0	1:27.621	28.727	187	38.466	156	20.428	227	234
6	0	1:26.399	27.463	190	38.597	168	20.339	227	235	14	0	<b>1:24.948</b>	27.017	189	<b>37.704</b>	<b>169</b>	20.227	227	235
7	0	1:24.972	<b>26.840</b>	<b>191</b>	37.918	167	<b>20.214</b>	<b>229</b>	236	15	0	1:25.305	27.162	187	37.834	167	20.309	226	234
8	0	1:26.165	27.637	183	38.227	162	20.301	228	<b>236</b>										

<b>69</b>	Walton / Hart									theoretical besttime: 1:36.787									
1	0	2:58.503	1:01.348	83	1:11.222	124	45.933	68	132	8	0	1:37.629	30.721	164	43.733	144	23.175	205	211
2	0	2:39.567	1:00.834	89	1:09.484	86	29.249	203	151	9	0	1:40.439	<b>30.363</b>	<b>167</b>	44.176	139	25.900	163	211
3	0	1:38.125	30.970	164	43.756	<b>151</b>	23.399	<b>206</b>	<b>212</b>	10	0	2:17.274	32.095	162	1:08.185	84	36.994	92	98
4	0	1:38.991	30.418	167	44.740	142	23.833	201	210	11	0	2:14.459	47.521	113	55.118	106	31.820	203	159
5	<b>0</b>	<b>1:37.269</b>	30.492	164	<b>43.432</b>	150	23.345	204	211	<b>12</b>	<b>0</b>	<b>1:39.513</b>	31.103	165	44.847	131	23.563	203	207
6	0	1:37.872	30.603	166	44.083	148	23.186	205	210	13	0	1:38.641	30.614	167	44.579	145	23.448	203	211
7	0	1:37.522	30.554	167	43.976	151	<b>22.992</b>	206	209	14	0	1:37.342	30.558	166	43.743	150	23.041	204	210



# GT Cup Championship



## Sector List Race 1

Provisional

Brands Hatch, Length: 3916m

Air temperature: 16.61°C

Track temperature: 33.9°C

Weather condition: Dry

Saturday, April 30, 2022 14:30:00

Lap	Id	Time	SE1	SP1	SE2	SP2	SE3	SP3	TSP	Lap	Id	Time	SE1	SP1	SE2	SP2	SE3	SP3	TSP
<b>77 Hopton / Hankey, GBR(#2)</b>										<b>theoretical besttime: 1:33.780</b>									
1	0	2:59.857	1:03.316	119	1:13.380	113	43.161	73	131	9	0	1:34.340	29.567	172	<b>41.915</b>	<b>158</b>	22.858	174	216
2	0	2:39.569	1:01.215	99	1:09.162	82	29.192	201	143	10	0	1:39.039	32.677	169	43.590	149	22.772	208	195
3	0	1:37.490	31.660	159	42.940	148	22.890	205	214	11	0	1:37.265	30.568	171	43.478	144	23.219	206	198
4	0	1:38.385	30.809	171	44.485	145	23.091	206	214	12	0	1:48.511	31.077	164	48.787	71	28.647	207	137
5	0	1:37.527	30.866	171	43.244	151	23.417	208	216	13	0	1:34.495	29.526	173	42.533	159	<b>22.436</b>	<b>208</b>	<b>218</b>
6	0	1:35.293	30.672	171	42.031	157	22.590	207	216	14	0	1:35.651	29.937	171	43.188	159	22.526	208	216
7	0	1:34.983	<b>29.429</b>	171	42.895	156	22.659	208	213	15	0	<b>1:34.210</b>	29.570	173	42.169	160	22.471	207	218
8	0	1:34.452	29.610	172	42.149	154	22.693	208	215										

<b>78 Docker / Albert</b>										<b>theoretical besttime: 1:33.463</b>									
1	1	2:59.206	1:02.466	84	1:12.427	125	44.313	71	139	9	1	1:34.514	<b>29.422</b>	<b>172</b>	<b>41.721</b>	<b>155</b>	23.371	194	215
2	1	2:39.085	1:00.872	102	1:09.343	84	28.870	204	162	10	1	1:38.159	32.512	164	42.633	144	23.014	206	215
3	1	1:38.079	31.193	168	43.779	146	23.107	207	212	11	1	1:36.362	30.209	170	43.082	148	23.071	205	207
4	1	1:39.607	30.432	169	46.086	136	23.089	208	214	12	1	1:48.462	31.008	167	48.890	66	28.564	208	146
5	1	1:37.526	30.892	169	43.587	148	23.047	206	213	13	1	1:34.441	29.725	171	42.262	154	22.454	209	216
6	1	1:37.054	30.449	170	43.520	145	23.085	207	217	14	1	1:35.677	29.984	170	43.283	153	22.410	209	216
7	1	1:35.353	30.527	171	42.506	<b>156</b>	<b>22.320</b>	<b>209</b>	216	15	1	1:34.335	29.585	172	42.187	151	22.563	207	<b>218</b>
8	<b>1</b>	<b>1:33.827</b>	29.466	169	41.944	156	22.417	208	215										

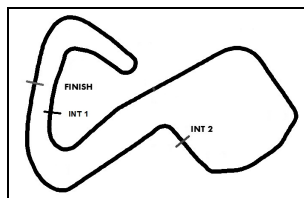
<b>80 Trenka / Lancaster</b>										<b>theoretical besttime: 1:41.912</b>									
1	0	3:03.902		155	2:23.166	135	40.736	59	171	8	0	1:45.175	33.716	163	47.436	149	<b>24.023</b>	<b>200</b>	209
2	0	2:39.829	1:01.951	100	1:09.103	69	28.775	200	138	9	0	1:44.920	<b>32.173</b>	<b>161</b>	47.745	146	25.002	181	200
3	0	1:43.675	33.595	162	<b>45.716</b>	144	24.364	198	<b>210</b>	10	0	1:45.964	34.464	161	47.134	145	24.366	188	202
4	0	1:43.694	32.736	<b>165</b>	46.129	152	24.829	199	206	11	0	2:07.771	43.539	127	54.414	102	29.818	201	136
5	0	1:44.369	33.339	162	46.167	<b>154</b>	24.863	200	208	12	0	3:24.660	35.160	142	49.874	144	1:59.626		174
6	<b>0</b>	<b>1:43.248</b>	32.378	161	46.688	149	24.182	194	206	13	<b>0</b>	1:50.891	38.261	154	47.991	143	24.639	191	192
7	0	1:44.366	32.957	159	47.259	147	24.150	183	189										

<b>86 Creswich / Dymond</b>										<b>theoretical besttime: 1:35.700</b>									
1	0	3:02.999		118	2:20.908	121	42.091	59	138	8	0	1:40.477	34.224	167	43.371	152	22.882	207	212
2	0	2:39.781	1:01.694	86	1:08.950	65	29.137	204	150	9	0	1:39.794	32.590	160	43.873	150	23.331	166	213
3	0	1:38.733	30.995	165	44.511	135	23.227	206	216	10	0	2:16.450	32.527	165	1:07.037	84	36.886	83	93
4	0	1:37.365	30.725	163	43.389	150	23.251	207	215	11	0	2:13.902	47.643	112	54.735	108	31.524	205	156
5	0	1:37.405	30.730	<b>169</b>	43.644	143	23.031	208	216	12	0	1:37.841	31.081	168	<b>43.083</b>	<b>143</b>	23.677	205	<b>217</b>
6	<b>0</b>	<b>1:35.928</b>	<b>29.856</b>	169	43.308	148	22.764	<b>209</b>	216	13	<b>0</b>	1:41.767	31.635	165	46.633	148	23.499	204	207
7	0	1:37.443	30.526	167	43.667	147	23.250	207	215	14	0	1:36.713	30.265	169	43.687	144	<b>22.761</b>	<b>208</b>	216

<b>96 Currie</b>										<b>theoretical besttime: 1:35.445</b>									
1	0	3:02.133		111	2:19.417	118	42.716	64	148	8	0	1:37.596	32.223	167	<b>42.617</b>	<b>153</b>	<b>22.756</b>	<b>208</b>	215
2	0	2:39.197	1:01.236	105	1:08.937	70	29.024	204	153	9	0	1:40.459	30.364	169	43.865	137	26.230	161	215
3	0	1:37.672	31.252	168	43.321	151	23.099	208	214	10	0	2:17.123	32.645	165	1:07.794	89	36.684	101	95
4	0	1:38.346	<b>30.072</b>	169	44.946	125	23.328	207	214	11	0	2:14.694	47.854	123	55.040	108	31.800	203	172
5	0	1:37.402	31.606	<b>169</b>	42.810	150	22.986	<b>209</b>	216	12	0	1:39.342	31.710	162	43.924	139	23.708	204	215
6	<b>0</b>	<b>1:36.592</b>	30.127	168	43.425	146	23.040	208	<b>216</b>	13	<b>0</b>	1:38.841	31.417	168	43.572	135	23.852	207	210
7	0	1:37.139	30.764	169	43.535	138	22.840	208	216	14	0	1:37.192	30.451	169	43.498	149	23.243	208	215

<b>138 Allpass</b>										<b>theoretical besttime: 1:32.543</b>									
1	0	2:56.912		120	2:14.081	127	42.831	74	146	9	0	1:33.378	30.326	177	<b>41.024</b>	<b>154</b>	22.028	220	225
2	0	2:36.658	59.230	84	1:08.200	78	29.228	216	121	10	0	1:36.906	30.650	174	42.572	147	23.684	195	213
3	0	1:35.883	30.928	164	42.657	144	22.298	222	221	11	0	1:38.276	32.047	171	42.600	147	23.629	178	208
4	0	1:33.846	29.593	162	42.171	144	22.082	215	202	12	0	2:05.293	43.614	122	52.805	92	28.874	221	117
5	0	1:34.334	30.612	174	41.468	142	22.254	221	226	13	0	1:34.569	29.684	170	42.834	148	22.051	222	203
6	0	1:33.940	29.809	174	41.715	146	22.416	219	222	14	0	1:35.411	31.480	172	41.955	150	<b>21.976</b>	<b>224</b>	207
7	0	1:33.518	30.171	170	41.369	144	21.978	<b>224</b>	<b>226</b>	15	0	1:35.052	<b>29.543</b>	<b>170</b>	42.974	144	22.535	207	215
8	<b>0</b>	<b>1:32.756</b>	29.708	170	41.066	149	21.982	214	223										





# GT Cup Championship

## Sector List Race 1

Provisional



Brands Hatch, Length: 3916m

Air temperature: 16.61°C

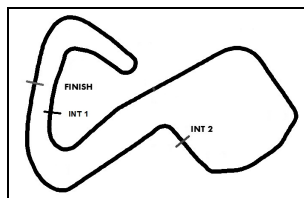
Track temperature: 33.9°C

Weather condition: Dry

Saturday, April 30, 2022 14:30:00

Lap	Id	Time	SE1	SP1	SE2	SP2	SE3	SP3	TSP	Lap	Id	Time	SE1	SP1	SE2	SP2	SE3	SP3	TSP
<b>247 Khera</b>										<b>theoretical besttime: 1:28.956</b>									
1	0	2:53.321	50.001	123	1:12.954	70	50.366	71	143	9	0	1:32.934	28.813	184	42.965	154	21.156	230	227
2	0	2:35.025	55.772	93	1:09.318	92	29.935	220	154	10	0	1:31.566	28.532	187	41.475	144	21.559	228	210
3	0	1:31.533	29.282	183	40.868	141	21.383	229	235	11	0	1:57.113	28.946	182	51.145	115	37.022	94	192
4	0	1:30.744	29.020	180	40.465	150	21.259	229	234	12	0	2:11.266	48.720	119	53.355	84	29.191	229	167
5	0	1:30.465	29.209	182	39.973	152	21.283	228	236	13	0	1:33.623	29.700	163	41.341	133	22.582	226	235
6	0	1:30.886	28.895	188	40.396	160	21.595	227	235	14	0	1:31.038	29.970	187	40.029	161	21.039	229	236
7	0	1:30.177	28.803	188	40.174	154	21.200	229	236	15	0	<b>1:28.969</b>	28.278	188	<b>39.661</b>	<b>161</b>	<b>21.030</b>	<b>230</b>	237
8	0	1:29.072	<b>28.265</b>	186	39.762	158	21.045	229	<b>237</b>										





# GT Cup Championship

## Top speed list Race 1

Provisional



Brands Hatch, Length: 3916m

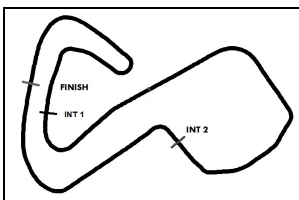
Air temperature: 16.61°C

Track temperature: 33.9°C

Weather condition: Dry

Saturday, April 30, 2022 14:30:00

#	Name (NAT)	Team	Car name	Speed	Lap	Race time
7	Steve Burgess	Raw Motorsport	Radical RXC	251.74	10	16:15.108
28	Paul Bailey	SB Race Engineering	Brabham BT62 GT2	241.61	13	22:28.898
13	James Webb	Team Webb	Lamborghini Super Trofeo	238.93	7	12:34.539
247	Lucky Khara	Racelab	Ferrari 488 Challenge	237.88	8	13:46.417
9	Jensen Lunn	Topcats Racing	Lamborghini Super Trofeo	237.88	8	14:23.214
67	Simon Orange	Orange Racing powered by JMH	McLaren 720S GT3	236.84	8	13:24.376
3	Charlotte Gilbert	Topcats Racing	Lamborghini Super Trofeo	236.84	13	22:33.203
56	Roy Millington	FF Corse	Ferrari 458 Challenge EVO	234.78	7	12:48.667
23	Ian Campbell	Greystone GT (GBR)	McLaren 720S GT3	234.78	9	14:59.978
66	Mogan Tillbrook	Enduro Motorsport	McLaren 720S GT3	234.27	10	16:16.917
11	Michael Price	Ram Racing (GBR)	Mercedes-AMG GT3	232.75	4	7:38.427
61	John Dhillon	Scott Sport	Lamborghini Huracan GT3	232.75	6	10:38.726
4	Grahame Tilley	Tecserve	Mercedes-AMG GT3	232.25	7	12:36.292
16	Ian Loggie (GBR)	Ram Racing (GBR)	Mercedes-AMG GT3	231.75	10	16:24.555
42	Adrian Watts	24-7 Motorsport	Porsche 911.2	229.29	6	11:06.122
138	Sam Allpass	Geoff Steel Racing	BMW Evolution	226.89	7	12:38.451
6	Alex Stevenson	Century Motorsport	Ginetta G56 Supercup	225.94	4	7:58.156
20	Tom Barrow	Saxon Motorsport	BMW 150 GTR	225.00	7	12:28.679
50	Sam Maher-Loughnan	Valluga Racing	Porsche Cayman 718 RS Clubsport	219.95	6	10:58.016
77	Mark Hopton	Greystone GT (GBR)	McLaren 570S GT4	218.62	13	22:43.256
17	Will Dendy	Orange Racing powered by JMH	McLaren 570S GT4	218.18	6	11:05.258
78	Tim Docker	Fox Motorsport	McLaren 570S GT4	218.18	15	25:53.940
14	Phillip Carter	Greystone GT (GBR)	McLaren 570S GT4	217.30	5	9:45.045
86	Timothy Creswich	Caffeine Six by Parr Motorsport	Porsche Cayman Clubsport GT4	217.30	12	22:28.584
96	Jon Currie	Make Happen Racing	Mercedes-AMG GT4	216.86	6	11:22.182
51	Matthew Graham	Valluga Racing	Porsche Cayman Clubsport GT4	216.86	8	14:06.159
25	Kavi Jundu	Paddock Motorsport	McLaren 570S GT4	215.13	7	12:59.802
26	Tehmur Chohan	Paddock Motorsport	McLaren 570S GT4	213.86	13	22:42.736
69	Stephen Walton	Make Happen Racing	Mercedes-AMG GT4	212.59	3	6:26.760
10	Callum Jenkins	Team Hard	Ginetta G55 GT4	211.35	7	12:31.694
80	Ron Trenka	Greystone GT (GBR)	McLaren 570S GT4	210.52	3	6:35.155
12	Jason Garrett	Petrolhead Motorsport	BMW E46	157.20	1	1:34.002



# GT Cup Championship

## Lap Chart Race 2

Provisional

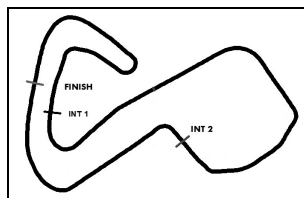


Brands Hatch, Length: 3916 m

Saturday, April 30, 2022 17:35:00

L/P	1	2	3	4	5	6	7	8	9	10	11	12	13	14	15	16	17	18	19	20	21	22	23	24	25	26	27	28	29	30	31	32	33	34	35	36	37	38	39	40	41	42	43	44	45			
LAP 1	67	66	7	16	23	247	11	28	61	13	3	9	20	10	50	138	51	17	42	78	26	6	56	86	77	25	96	69	SC																			
LAP 1	14	12	80																																													
LAP 2	67	7	66	23	16	11	61	247	28	9	50	13	51	3	138	20	10	26	56	69	78	6	42	25	86	77	14	96	12	80	17																	
LAP 3	67	7	66	23	16	11	61	247	28	9	50	13	51	3	138	20	10	26	56	69	6	78	42	25	77	86	96	14	12	80	17																	
LAP 4	67	7	66	23	16	11	61	247	28	9	50	13	51	20	10	26	3	69	56	6	78	42	25	77	86	96	14	12	80	17	138																	
LAP 5	67	7	66	23	16	11	61	247	28	9	50	13	51	20	10	26	69	3	56	6	42	78	25	77	86	96	14	12	138	80	17																	
LAP 6	67	66	7	23	16	11	61	28	247	9	13	50	51	20	10	26	69	3	56	6	42	78	77	25	86	96	14	12	138	17	80	12'	17'	80'														
LAP 7	67	66	7	23	16	11	61	28	247	9	13	50	51	20	10	26	69	3	56	6	42	78	77	25	86	96	14	138	138'	12'	17'	80'																
LAP 8	67	66	7	23	16	11	61	28	247	9	13	50	51	20	26	69	3	56	6	42	78	77	25	86	96	14	25'	86'	96'	14'	138'	12'	17'	80'														
LAP 9	67	66	7	23	16	11	61	28	247	9	13	20	50	51	26	69	3	56	6	42	78	77	6'	42'	78'	77'	25'	86'	96'	14'	138'	12'	17'	80'														
LAP 10	67	66	23	7	16	11	61	28	247	9	13	20	51	50	69	3	26	56	69'	3'	56'	26'	6'	42'	78'	77'	25'	86'	96'	14'	138'	12'	17'	80'														
LAP 11	67	66	23	16	7	11	61	28	247	9	13	20	51	50	3'	69'	56'	26'	6'	42'	78'	77'	25'	86'	96'	14'	138'	12'	17'	80'																		
LAP 12	67	66	23	16	11	7	61	28	247	9	13	20	51	50	3'	56'	69'	26'	6'	42'	78'	77'	25'	86'	96'	14'	138'	12'	17'	80'																		
LAP 13	67	66	23	16	11	7	61	28	247	9	13	20	51	50	13'	20'	51'	50'	3'	69'	56'	26'	6'	42'	78'	77'	25'	86'	96'	138'	14'	12'	17'	80'														
LAP 14	67	66	23	16	11	7	61	28	247	9	96'	138'	14'	12'	17'	80'	.6'	.42'	.56'																													
LAP 15	67	66	23	16	11	7	61	28	247	9	13	20	51	50	3	69	26	78	77	25	86	86'	96'	138'	.28'	14'.247'	12'	17'	.3'	6'	80'	42'	56'															
LAP 16	9	13	20	51	.16	50	.67	.66	.11	69	.7	.23	26	78	77	25	.61	12'	6'	3'	56'	42'	.17'	.80'																								
LAP 17	9	20	67	51	66	50	16	11	7	69	23	26	78	77	25	61	86	28	96	138	14	.13	247	247'	13'	12'	.50'	6'	3'	.78'	56'	.26'	.77'	42'	.25'	.14'	17'	80'										
LAP 18	67	66	20	16	51	11	7	23	69	61	.9	28	138	86	96	247'	13'	50'	.51'	6'	3'	56'	78'	77'	26'	42'	25'	.86'	138'	14'	17'	.12'	80'															
LAP 19	67	66	16	11	7	23	69	61	28	9	96	247'	13'	50'	51'	6'	56'	3'	78'	77'	26'	42'	.96'	25'	86'	14'	138'	17'	12'	80'																		
LAP 20	67	66	16	11	23	7	61	69	28	9	9'	247'	13'	50'	6'	51'	56'	3'	.69'	78'	77'	42'	26'	25'	96'	86'	14'	138'	17'	12'	80'																	
LAP 21	67	66	16	11	23	7	61	9'	247'	13'	6'	50'	51'	56'	3'	78'	77'	69'	42'	26'	25'	96'	86'	14'	138'	17'	80'	12'																				
LAP 22	67	11	.66	.16	23	7	61	9'	247'	13'	6'	50'	51'	56'	3'	78'	77'	42'	26'	25'	69'	96'	86'	14'	138'	17'	80'	12'																				
LAP 23	67	11	66	23	16	7	61	9'	247'	13'	6'	50'	56'	51'	3'	78'	77'	42'	26'	25'	69'	96'	86'	14'	138'	17'	80'	12'																				
LAP 24	67	66	23	.11	16	7	61	9'	247'	13'	6'	56'	50'	51'	3'	78'	77'	42'	26'	25'	69'	86'	14'	96'	138'	17'	80'	12'																				
LAP 25	67	66	23	11	16	7	61	9'	247'	6'	13'	56'	50'	51'	3'	78'	77'	42'	26'	25'	86'	14'	69'	96'	138'	17'	80'																					
LAP 26	67	66	23	11	16	7	61	9'	6'	13'	56'	50'	51'	3'	78'	77'	26'	25'	86'	14'	96'	138'																										
LAP 27	67	66	23	11	16	7	61	9'	6'																																							
LAP 28	67	66	23	11	16	7	61																																									
LAP 29	67	66	23	11	7	16	61																																									
LAP 29	69	56	13	50	12	51	3	17	78	77	13	50	9	26	80	25	12	6	51	3	86	14	69	96	17	78	77	138	56	.20																		

.- PIT STOP ' - LAP BEHIND



# GT Cup Championship

## Pit Stops Race 2

Provisional



Brands Hatch, Length: 3916m

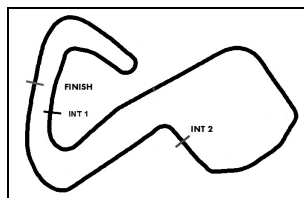
Air temperature: 16.56°C

Track temperature: 20.5°C

Weather condition: Dry

Saturday, April 30, 2022 17:35:00

Nr	Driver in	Day time in	Time in	Driver out	Day time out	Time out	Reason	Nett Time
67	Simon Orange	17:56:29.463	24:31.143	Simon Orange	17:58:15.420	26:17.100		1:45.957
66	Morgan Tillbrook	17:56:40.865	24:42.545	Morgan Tillbrook	17:58:18.336	26:20.016		1:37.471
23	Ian Campbell	17:56:51.063	24:52.743	Ian Campbell	17:58:46.963	26:48.643		1:55.900
16	Ian Loggie	17:56:52.142	24:53.822	Ian Loggie	17:58:14.581	26:16.261		1:22.439
11	Michael Price	17:56:57.642	24:59.322	Callum MacLeod	17:58:33.401	26:35.081		1:35.759
7	Ben Dimmack	17:57:00.345	25:02.025	Ben Dimmack	17:58:44.189	26:45.869		1:43.844
61	John Dhillon	17:57:07.196	25:08.876	John Dhillon	17:59:00.774	27:02.454		1:53.578
56	Roy Millington	17:57:09.287	25:10.967	Roy Millington	17:59:05.261	27:06.941		1:55.974
6	Alex Stevenson	17:57:12.538	25:14.218	Alex Stevenson	17:58:50.537	26:52.217		1:37.999
42	Adrian Watts	17:57:14.823	25:16.503	Adrian Watts	17:58:56.610	26:58.290		1:41.787
28	Paul Bailey	17:57:16.262	25:17.942	Paul Bailey	17:59:11.725	27:13.405		1:55.463
247	Lucky Khera	17:57:25.647	25:27.327	Lucky Khera	17:59:18.125	27:19.805		1:52.478
3	Charlotte Birch	17:58:42.016	26:43.696	Charlotte Birch	18:00:17.977	28:19.657		1:35.961
13	James Webb	17:59:39.946	27:41.626	James Webb	18:01:05.977	29:07.657		1:26.031
9	Warren Gilbert	18:00:32.199	28:33.879	Warren Gilbert	18:02:10.475	30:12.155		1:38.276
50	Sam Maher-Loughnan	18:01:18.780	29:20.460	Sam Maher-Loughnan	18:02:54.449	30:56.129		1:35.669
17	Patrick Collins	18:01:24.396	29:26.076	Patrick Collins	18:02:50.623	30:52.303		1:26.227
26	Tehmur Chohan	18:01:56.424	29:58.104	Tom Roche	18:03:38.196	31:39.876		1:41.772
78	Tim Docker	18:02:00.306	30:01.986	Tim Docker	18:03:36.456	31:38.136		1:36.150
77	Mark Hopton	18:02:01.474	30:03.154	Mark Hopton	18:03:39.448	31:41.128		1:37.974
25	Kavi Jundu	18:02:06.545	30:08.225	Kavi Jundu	18:03:44.106	31:45.786		1:37.561
80	Ron Trenka	18:02:08.670	30:10.350	Ron Trenka	18:03:46.573	31:48.253		1:37.903
14	Phillip Carter	18:02:26.282	30:27.962	Phillip Carter	18:04:00.986	32:02.666		1:34.704
20	Tom Barrow	18:02:46.299	30:47.979					
51	Matthew Graham	18:02:51.399	30:53.079	Matthew Graham	18:04:34.040	32:35.720		1:42.641
138	Sam Allpass	18:03:52.607	31:54.287	Sam Allpass	18:05:31.752	33:33.432		1:39.145
86	Timothy Creswich	18:03:53.627	31:55.307	Timothy Creswich	18:05:29.429	33:31.109		1:35.802
12	Jason Garrett	18:04:29.114	32:30.794	Jason Garrett	18:06:08.315	34:09.995		1:39.201
96	Jon Currie	18:05:28.781	33:30.461	Jon Currie	18:06:53.005	34:54.685		1:24.224
69	Stephen Walton	18:06:30.723	34:32.403	Stephen Walton	18:08:15.194	36:16.874		1:44.471
28	Paul Bailey	18:06:40.676	34:42.356					
66	Morgan Tillbrook	18:06:47.965	34:49.645	Morgan Tillbrook	18:07:07.950	35:09.630		19.985
16	Ian Loggie	18:07:05.096	35:06.776	Ian Loggie	18:07:24.990	35:26.670		19.894
11	Callum MacLeod	18:09:57.466	37:59.146	Callum MacLeod	18:10:17.384	38:19.064		19.918
42	Adrian Watts	18:23:36.040	51:37.720					



# GT Cup Championship



## Sector List Race 2

Provisional

Brands Hatch, Length: 3916m

Air temperature: 16.56°C

Track temperature: 20.5°C

Weather condition: Dry

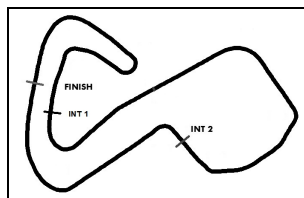
Saturday, April 30, 2022 17:35:00

Lap	Id	Time	SE1	SP1	SE2	SP2	SE3	SP3	TSP	Lap	Id	Time	SE1	SP1	SE2	SP2	SE3	SP3	TSP
<b>3 Birch / Gilbert</b>										<b>theoretical besttime: 1:29.953</b>									
1	0	2:51.793	51.714	107	1:12.728	59	47.351	157	143	15	0	1:35.421	30.508	183	42.561	148	22.352	221	231
2	0	1:41.325	35.008	157	43.622	150	22.695	223	214	16	0	3:10.669	29.778	183	42.399	142	1:58.492		235
3	0	1:35.806	30.489	178	42.799	143	22.518	225	230	17	0	1:42.885	38.513	170	41.896	139	22.476	217	227
4	0	1:43.121	32.390	175	47.912	148	22.819	222	197	18	0	1:31.840	28.872	179	41.198	141	21.770	225	231
5	0	1:35.629	30.713	175	42.731	148	22.185	225	229	19	0	1:30.614	<b>28.617</b>	<b>184</b>	40.522	149	21.475	226	234
6	0	1:33.168	29.395	179	41.769	148	22.004	225	235	20	0	1:32.055	29.044	182	41.425	141	21.586	225	<b>236</b>
7	0	1:32.705	29.079	177	41.772	150	21.854	225	227	21	0	1:31.109	29.000	181	40.650	147	21.459	226	235
8	0	1:34.895	29.377	180	42.811	144	22.707	222	226	22	0	1:31.727	29.727	177	40.471	150	21.529	224	234
9	0	1:33.123	29.142	183	42.137	146	21.844	226	211	23	0	1:31.128	28.989	187	40.591	154	21.548	226	234
10	0	1:34.211	30.012	177	42.171	149	22.028	226	236	24	0	1:31.617	28.766	180	41.368	146	21.483	224	226
11	0	1:33.816	29.139	165	42.830	146	21.847	225	226	25	0	<b>1:30.495</b>	29.159	181	<b>40.135</b>	<b>148</b>	<b>21.201</b>	<b>227</b>	236
12	0	1:33.553	29.396	181	41.688	147	22.469	224	235	26	0	1:31.036	28.732	180	40.835	148	21.469	227	236
13	0	1:32.730	29.306	180	41.552	140	21.872	226	236	27	0	1:30.507	28.663	188	40.379	146	21.465	227	235
14	0	1:35.686	29.715	176	43.249	132	22.722	224	229										

<b>6 Stevenson / Kellet</b>										<b>theoretical besttime: 1:27.250</b>									
1	0	2:54.344	1:04.897	104	1:06.799	97	42.648	159	152	15	0	3:12.068	29.860	175	41.505	146	2:00.703		223
2	0	1:46.650	35.259	160	48.187	143	23.204	205	208	16	0	1:33.998	31.712	183	40.784	150	21.502	219	225
3	0	1:35.242	30.335	173	42.374	152	22.533	218	225	17	0	1:28.114	27.920	183	39.184	162	21.010	220	223
4	0	1:37.077	29.530	174	44.742	138	22.805	219	220	18	0	1:27.487	27.736	180	38.883	160	20.868	219	224
5	0	1:35.578	30.337	170	42.493	146	22.748	219	224	19	0	<b>1:27.328</b>	27.664	183	<b>38.795</b>	<b>166</b>	20.869	219	224
6	0	1:33.640	29.678	173	41.641	147	22.321	218	225	20	0	1:27.762	<b>27.620</b>	<b>183</b>	39.307	166	<b>20.835</b>	<b>220</b>	224
7	0	1:33.364	29.552	176	41.549	148	22.263	217	224	21	0	1:29.331	28.898	183	39.288	162	21.145	219	<b>226</b>
8	0	1:33.923	29.349	177	41.928	136	22.646	218	225	22	0	1:28.205	28.023	183	39.237	164	20.945	219	225
9	0	1:33.858	29.525	177	41.996	147	22.337	219	224	23	0	1:27.456	27.678	182	38.890	164	20.888	220	224
10	0	1:34.508	29.478	178	42.419	137	22.611	216	225	24	0	1:28.196	27.757	183	39.509	166	20.930	220	223
11	0	1:34.702	29.736	167	42.527	132	22.439	216	225	25	0	1:30.198	27.732	184	40.502	146	21.964	220	225
12	0	1:34.538	29.521	171	42.626	146	22.391	217	225	26	0	1:29.643	28.250	183	39.375	143	22.018	219	225
13	0	1:34.547	29.475	167	42.737	142	22.335	219	206	27	0	1:28.565	27.980	183	39.367	167	21.218	220	225
14	0	1:36.337	30.380	175	42.744	147	23.213	216	210	28	0	1:29.174	28.130	182	39.507	143	21.537	218	226

<b>7 Dimmack / Burgess</b>										<b>theoretical besttime: 1:25.821</b>									
1	0	2:50.385	44.361	107	1:13.790	48	52.234	140	133	16	0	3:12.116	28.164	196	39.859	161	2:04.093		250
2	0	1:31.018	30.407	186	39.988	150	20.623	241	247	17	0	1:31.729	31.919	186	38.960	165	20.850	240	247
3	0	1:27.846	28.072	189	39.093	159	20.681	240	248	18	0	1:26.572	27.615	196	38.711	165	20.246	240	247
4	0	1:27.170	27.851	196	38.693	163	20.626	241	247	19	0	<b>1:26.118</b>	27.502	194	38.501	166	<b>20.115</b>	<b>242</b>	247
5	0	1:26.769	27.655	193	38.800	158	20.314	<b>243</b>	251	20	0	1:28.839	27.536	192	38.438	168	22.865	240	248
6	0	1:28.646	27.826	192	39.358	132	21.462	236	251	21	0	1:27.782	27.953	194	39.253	158	20.576	240	248
7	0	1:26.736	27.541	195	38.677	165	20.518	243	<b>252</b>	22	0	1:26.345	27.622	196	38.437	162	20.286	240	248
8	0	1:27.741	27.839	196	39.303	159	20.599	242	249	23	0	1:26.459	<b>27.439</b>	<b>198</b>	38.489	163	20.531	241	251
9	0	1:28.978	28.037	194	39.501	153	21.440	241	251	24	0	1:26.355	27.677	192	<b>38.267</b>	<b>169</b>	20.411	239	250
10	0	1:29.169	27.913	191	39.739	157	21.517	221	250	25	0	1:26.916	27.937	191	38.600	166	20.379	243	251
11	0	1:30.836	28.597	190	40.998	141	21.241	240	251	26	0	1:27.161	27.868	193	38.890	166	20.403	241	251
12	0	1:29.676	27.973	194	40.777	154	20.926	240	237	27	0	1:27.613	27.863	193	38.893	145	20.857	242	252
13	0	1:28.671	28.385	193	39.453	165	20.833	236	240	28	0	1:28.120	28.888	191	38.541	158	20.691	241	243
14	0	1:28.691	27.772	193	39.638	145	21.281	242	251	29	0	1:27.193	27.920	192	38.745	164	20.528	240	251
15	0	1:30.053	29.030	188	39.961	158	21.062	240	247										

<b>9 Gilbert, (#1) / Lunn</b>										<b>theoretical besttime: 1:28.743</b>									
1	0	2:51.902	55.241	99	1:11.290	67	45.371	164	118	15	0	1:31.192	29.244	180	41.186	154	<b>20.762</b>	<b>233</b>	238
2	0	1:37.255	33.905	178	42.161	153	21.189	229	235	16	0	1:31.460	28.123	187	41.722	155	21.615	230	239
3	0	1:30.740	28.614	187	41.055	151	21.071	231	235	17	0	1:30.594	29.389	181	40.115	161	21.090	232	237
4	0	1:30.097	28.439	185	40.529	154	21.129	231	237	18	0	3:08.469	28.811	184	40.680	159	1:58.978		236
5	0	1:29.927	28.248	186	40.510	152	21.169	231	239	19	0	1:37.572	34.393	184	41.446	158	21.733	229	234
6	0	1:30.170	28.348	179	40.619	153	21.203	231	237	20	0	1:32.799	29.329	185	41.603	153	21.867	231	235
7	0	<b>1:29.281</b>	28.100	186	40.087	154	21.094	231	237	21	0	1:32.945	28.998	190	42.129	155	21.818	229	226
8	0	1:29.520	28.144	188	40.274	155	21.102	231	238	22	0	1:32.893	29.228	186	41.783	154	21.882	227	216
9	0	1:30.556	28.288	184	40.988	146	21.280	231	237	23	0	1:31.967	29.385	186	40.699	163	21.883	229	238
10	0	1:29.747	<b>28.012</b>	188	40.804	155	20.931	<b>233</b>	240	24	0	1:34.697	30.168	176	42.794	154	21.735	229	200
11	0	1:30.230	28.554	188	40.690	144	20.986	232	240	25	0	1:31.817	29.413	189	40.795	153	21.609	230	238
12	0	1:30.232	28.411	187	40.430	152	21.391	231	239	26	0	1:32.102	28.974	187	40.919	160	22.209	230	238
13	0	1:29.337	28.363	189	<b>39.969</b>	155	21.005	233	<b>241</b>	27	0	1:31.565	29.135	185	40.844	158	21.586	230	232



# GT Cup Championship



## Sector List Race 2

Provisional

Brands Hatch, Length: 3916m

Air temperature: 16.56°C

Track temperature: 20.5°C

Weather condition: Dry

Saturday, April 30, 2022 17:35:00

Lap	Id	Time	SE1	SP1	SE2	SP2	SE3	SP3	TSP	Lap	Id	Time	SE1	SP1	SE2	SP2	SE3	SP3	TSP
14	0	1:29.792	28.519	183	40.180	152	21.093	231	240	28	0	1:32.035	29.505	188	40.710	156	21.820	229	233

### 10 Jenkins

theoretical besttime: 1:33.351

1	0	2:52.427	57.434	86	1:09.687	72	45.306	150	131	5	0	1:34.042	29.616	167	41.900	153	22.526	203	207
2	0	1:41.720	34.790	155	44.142	139	22.788	<b>206</b>	<b>206</b>	6	0	1:33.926	29.534	168	<b>41.753</b>	<b>153</b>	22.639	203	208
3	0	1:35.819	30.642	165	42.525	139	22.652	206	<b>209</b>	7	0	<b>1:33.683</b>	<b>29.266</b>	<b>169</b>	42.085	155	<b>22.332</b>	<b>203</b>	208
4	0	1:39.242	30.428	168	46.343	<b>156</b>	22.471	203	196	8			29.877	169					208

### 11 Price / MacLeod, GBR(#2)

theoretical besttime: 1:24.046

1	1	2:51.054	47.450	124	1:13.811	63	49.793	140	166	16	2	3:03.590	27.286	189	39.523	127	1:56.781		231
2	1	1:32.639	31.702	180	39.797	163	21.140	225	229	17	2	1:29.369	31.071	187	37.866	167	20.432	224	230
3	1	1:27.648	27.558	186	39.103	160	20.987	225	231	18	2	1:24.451	<b>26.505</b>	<b>189</b>	37.659	174	20.287	226	232
4	1	1:27.211	27.461	187	38.875	162	20.875	225	232	19	2	1:25.322	26.748	189	37.868	170	20.706	225	231
5	1	1:26.945	27.536	185	38.957	167	20.452	225	232	20	2	1:24.919	26.712	189	38.005	173	20.202	225	232
6	1	1:26.983	27.234	187	38.872	157	20.877	226	232	21	2	<b>1:24.098</b>	26.521	190	<b>37.358</b>	<b>177</b>	20.219	225	233
7	1	1:27.840	28.058	179	39.106	166	20.676	225	232	22	2	1:25.660	26.829	188	38.116	166	20.715	225	233
8	1	1:28.170	27.419	186	39.730	162	21.021	224	232	23	2	1:25.877	27.546	187	38.024	173	20.307	226	232
9	1	1:27.993	27.044	188	39.421	154	21.528	223	232	24	2	1:44.284	26.745	189	38.964	156	38.575		232
10	1	1:28.809	27.746	185	40.464	165	20.599	225	<b>233</b>	25	2	1:30.491	31.170	189	38.881	168	20.440	227	232
11	1	1:30.387	28.190	183	40.908	150	21.289	224	230	26	2	1:25.922	26.889	190	38.711	172	20.322	226	232
12	1	1:28.866	27.928	184	39.666	152	21.272	226	232	27	2	1:26.455	27.253	189	38.452	159	20.750	226	233
13	1	1:28.165	27.459	187	39.090	156	21.616	224	231	28	2	1:25.098	26.534	189	38.062	175	20.502	223	232
14	1	1:29.185	27.177	188	40.199	152	21.809	224	233	29	2	1:25.108	26.756	190	38.169	174	<b>20.183</b>	<b>227</b>	233
15	1	1:27.776	27.985	185	38.794	159	20.997	224	231										

### 12 Garrett / Kakad

theoretical besttime: 1:36.017

1	0	2:56.051	1:11.778	89	1:03.780	113	40.493	158	131	14	0	<b>1:36.304</b>	<b>30.088</b>	<b>168</b>	43.011	145	23.205	205	211
2	0	1:49.063	35.435	150	49.639	136	23.989	204	203	15	0	1:36.432	30.250	167	43.005	151	23.177	204	212
3	0	1:38.800	30.867	166	44.337	144	23.596	204	<b>212</b>	16	0	1:36.606	30.419	167	<b>42.769</b>	<b>150</b>	23.418	203	212
4	0	1:38.858	30.717	168	44.537	142	23.604	203	210	17	0	1:37.371	30.587	167	43.284	154	23.500	202	210
5	0	1:38.832	30.950	166	44.268	146	23.614	203	209	18	0	1:39.049	31.315	165	44.350	141	23.384	204	210
6	0	1:37.721	30.488	165	43.834	150	23.399	205	210	19	0	3:17.921	30.942	167	43.892	155	2:03.087		211
7	0	1:37.781	30.517	165	43.825	150	23.439	202	209	20	0	1:54.540	39.738	157	49.259	130	25.543	196	171
8	0	1:40.975	31.089	165	44.731	140	25.155	201	209	21	0	1:48.605	34.902	152	48.502	127	25.201	189	184
9	0	1:37.735	30.510	167	44.026	146	23.199	204	210	22	0	1:48.671	34.040	160	49.237	130	25.394	180	190
10	0	1:37.479	30.558	167	43.761	150	<b>23.160</b>	204	210	23	0	1:46.144	33.324	161	47.349	140	25.471	199	208
11	0	1:37.848	30.350	167	43.919	147	23.579	<b>206</b>	210	24	0	1:43.751	32.795	164	46.757	131	24.199	203	194
12	0	1:36.784	30.237	167	43.318	146	23.229	205	210	25	0	1:45.728	33.118	147	48.230	138	24.380	195	177
13	0	1:36.642	30.295	<b>168</b>	43.074	151	23.273	204	210										

### 13 Webb, (#1)

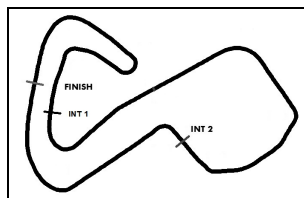
theoretical besttime: 1:31.257

1	0	2:51.774	54.149	126	1:10.678	54	46.947	154	153	15	0	1:32.279	29.394	184	41.219	151	21.666	225	234
2	0	1:39.667	33.108	181	44.452	150	22.107	<b>227</b>	231	16	0	1:32.247	29.269	185	41.225	150	21.753	225	232
3	0	1:33.681	29.652	177	42.121	151	21.908	225	234	17	0	2:55.994	29.051	184	41.513	152	1:45.430		232
4	0	1:32.932	29.521	180	41.820	157	21.591	227	<b>236</b>	18	0	1:41.393	36.223	176	43.095	156	22.075	223	178
5	0	1:32.606	29.236	175	41.698	155	21.672	227	234	19	0	1:33.456	29.280	184	42.224	151	21.952	223	231
6	0	1:32.986	29.903	159	41.322	153	21.761	227	236	20	0	1:32.277	29.009	183	41.522	157	21.746	223	230
7	0	1:32.081	29.083	183	41.336	152	21.662	227	235	21	0	1:31.860	<b>28.953</b>	<b>184</b>	<b>40.871</b>	<b>158</b>	22.036	223	232
8	<b>0</b>	<b>1:31.771</b>	29.353	183	40.985	<b>160</b>	<b>21.433</b>	226	236	22	<b>0</b>	1:34.978	29.983	177	42.453	154	22.542	223	232
9	0	1:33.164	29.007	184	42.313	147	21.844	225	235	23	0	1:32.042	29.048	185	41.130	155	21.864	222	232
10	0	1:32.988	29.181	<b>186</b>	41.895	145	21.912	225	235	24	0	1:33.674	29.246	181	42.231	156	22.197	223	230
11	0	1:33.012	29.280	184	41.964	148	21.768	226	236	25	0	1:32.826	29.443	183	41.412	154	21.971	223	229
12	0	1:32.649	29.492	185	41.374	153	21.783	225	234	26	0	1:33.304	29.933	179	41.410	153	21.961	222	230
13	0	1:33.248	29.233	185	42.135	152	21.880	225	230	27	0	1:35.769	31.350	175	42.349	154	22.070	222	225
14	0	1:32.698	29.196	183	41.209	149	22.293	212	233										

### 14 Carter / Broadhurst

theoretical besttime: 1:32.205

1	0	2:55.925	1:09.426	109	1:04.621	114	41.878	150	143	15	0	1:34.881	29.838	171	42.531	154	22.512	209	216
2	0	1:47.651	35.317	146	48.955	144	23.379	209	212	16	0	1:35.901	29.996	171	43.076	151	22.829	208	214
3	0	1:38.631	30.809	169	44.765	150	23.057	208	214	17	0	1:36.963	30.510	171	43.381	155	23.072	207	216
4	0	1:37.240	29.846	169	44.623	151	22.771	208	214	18	0	3:08.404	29.792	172	42.725	154	1:55.887		216
5	0	1:35.409	29.763	170	43.093	153	22.553	209	217	19	0	1:38.714	35.116	171	41.401	162	22.197	209	200



# GT Cup Championship



## Sector List Race 2

Provisional

Brands Hatch, Length: 3916m

Air temperature: 16.56°C

Track temperature: 20.5°C

Weather condition: Dry

Saturday, April 30, 2022 17:35:00

Lap	Id	Time	SE1	SP1	SE2	SP2	SE3	SP3	TSP	Lap	Id	Time	SE1	SP1	SE2	SP2	SE3	SP3	TSP
6	0	1:35.039	29.580	171	42.800	153	22.659	209	217	20	0	<b>1:32.414</b>	<b>29.124</b>	<b>171</b>	41.134	162	<b>22.156</b>	<b>209</b>	217
7	0	1:35.505	30.183	169	42.831	153	22.491	208	217	21	0	1:32.456	29.302	172	<b>40.925</b>	<b>161</b>	22.229	209	218
8	0	1:35.564	29.689	171	43.128	142	22.747	208	216	22	0	1:33.105	29.167	171	41.659	161	22.279	210	217
9	0	1:37.414	30.503	170	43.873	126	23.038	207	216	23	0	1:33.677	29.380	171	41.826	160	22.471	208	211
10	0	1:37.972	29.923	169	43.994	136	24.055	197	215	24	0	1:34.480	29.921	172	41.799	161	22.760	210	216
11	0	1:36.805	30.699	163	43.486	151	22.620	208	216	25	0	1:34.103	30.617	172	41.248	160	22.238	211	216
12	0	1:37.131	29.696	169	43.543	141	23.892	208	216	26	0	1:33.913	29.388	171	42.259	159	22.266	211	<b>218</b>
13	0	1:35.363	29.844	169	42.741	153	22.778	208	216	27	0	1:33.401	29.231	171	41.515	155	22.655	210	216
14	0	1:38.633	29.729	170	45.510	119	23.394	207	205										

### 16 Loggie, GBR(#1)

theoretical besttime: 1:25.608

1	2	2:50.543	45.869	112	1:13.055	58	51.619	133	122	16	2	2:46.920	27.040	187	38.351	168	1:41.529		231
2	2	1:32.765	31.829	184	39.721	151	21.215	224	231	17	2	1:33.502	32.630	184	39.248	152	21.624	225	232
3	2	1:27.645	27.680	186	39.047	156	20.918	224	232	18	2	1:27.759	28.887	187	38.222	173	20.650	226	231
4	2	1:27.362	27.543	186	38.896	156	20.923	224	231	19	2	1:27.897	27.256	185	39.060	177	21.581	225	230
5	2	1:26.652	27.471	187	38.609	161	20.572	225	232	20	2	1:26.052	27.296	186	<b>38.063</b>	<b>167</b>	20.693	224	230
6	2	1:27.225	27.413	<b>188</b>	38.836	148	20.976	225	231	21	2	<b>1:25.767</b>	27.034	187	38.200	169	<b>20.533</b>	<b>225</b>	231
7	2	1:27.731	28.138	185	38.778	159	20.815	225	232	22	2	1:49.423	28.166	185	41.871	155	39.386		227
8	2	1:28.162	27.472	187	39.546	161	21.144	224	231	23	2	1:32.065	32.323	186	38.731	156	21.011	224	231
9	2	1:28.042	27.088	187	39.266	150	21.688	224	<b>233</b>	24	2	1:26.118	27.178	187	38.249	167	20.691	224	231
10	2	1:28.829	27.815	186	40.231	165	20.783	225	233	25	2	1:27.380	27.729	188	38.388	163	21.263	224	232
11	2	1:29.696	28.336	184	40.364	151	20.996	225	232	26	2	1:27.594	27.646	187	38.758	165	21.190	224	232
12	2	1:27.383	<b>27.012</b>	188	39.067	150	21.304	225	233	27	2	1:27.597	27.214	187	39.356	158	21.027	226	233
13	2	1:28.466	27.723	187	39.613	174	21.130	225	233	28	2	1:28.850	28.426	185	38.973	142	21.451	225	232
14	2	1:28.812	27.549	186	39.961	163	21.302	224	233	29	2	1:28.149	28.357	187	38.856	153	20.936	225	231
15	2	1:28.230	27.896	188	39.733	168	20.601	225	231										

### 17 Collins / Lindsay

theoretical besttime: 1:34.852

1	1	2:53.772	1:02.531	72	1:07.241	81	44.000	152	139	14	1	1:38.021	30.631	166	43.617	137	23.773	204	208
2	1	1:54.638	34.088	158	55.598	129	24.952	205	197	15	1	1:35.906	30.593	170	<b>42.554</b>	<b>151</b>	22.759	207	211
3	1	1:39.544	31.992	161	44.617	141	22.935	206	208	16	1	1:38.557	30.461	166	43.901	153	24.195	182	196
4	1	1:39.858	31.189	145	45.323	138	23.346	206	213	17	1	3:04.367	32.464	164	43.325	145	1:48.578		<b>216</b>
5	1	1:41.921	31.153	161	47.384	138	23.384	204	198	18	1	1:40.621	34.608	166	43.101	147	22.912	207	210
6	1	1:38.621	31.057	167	44.607	146	22.957	206	211	19	1	1:36.146	30.175	166	42.922	152	23.049	205	209
7	1	1:41.579	31.047	161	45.237	149	25.295	197	213	20	1	1:38.224	31.111	165	43.613	146	23.500	206	213
8	1	1:38.043	30.597	165	44.227	135	23.219	204	196	21	1	1:37.316	30.170	165	44.199	143	22.947	204	209
9	1	1:37.113	30.627	166	43.341	135	23.145	<b>209</b>	212	22	1	1:43.201	30.169	168	50.305	144	22.727	207	204
10	1	1:39.171	30.088	169	45.447	146	23.636	208	214	23	1	1:36.508	29.961	166	43.739	145	22.808	205	212
11	1	1:35.967	30.289	167	42.957	139	22.721	208	215	24	1	1:36.448	30.584	167	43.236	150	22.628	208	212
12	1	1:36.585	30.397	167	43.279	138	22.909	200	215	25	1	1:35.409	29.971	168	42.895	153	<b>22.543</b>	<b>208</b>	214
13	1	1:37.125	30.956	164	43.300	142	22.869	203	212	26	1	<b>1:34.991</b>	<b>29.755</b>	<b>169</b>	42.616	154	22.620	207	210

### 20 Barrow

theoretical besttime: 1:30.892

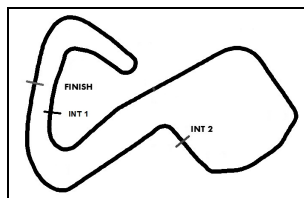
1	1	2:52.326	56.780	90	1:10.069	63	45.477	148	118	11	1	1:32.967	28.947	179	41.860	145	22.160	215	<b>226</b>
2	1	1:41.214	34.718	160	43.708	144	22.788	211	222	12	1	1:32.659	29.406	177	41.174	148	22.079	218	224
3	1	1:36.106	30.419	174	43.217	135	22.470	216	224	13	1	1:33.276	29.065	179	41.982	151	22.229	215	223
4	1	1:35.126	30.494	175	42.397	<b>165</b>	22.235	213	220	14	1	1:32.956	29.222	176	41.048	156	22.686	213	225
5	1	1:31.930	28.866	177	41.055	162	22.009	215	224	15	1	1:32.340	29.436	177	41.043	153	21.861	215	223
6	1	1:31.302	28.851	177	40.648	162	21.803	215	225	16	1	1:32.212	28.862	179	41.364	157	21.986	215	224
7	1	<b>1:30.892</b>	<b>28.698</b>	176	<b>40.546</b>	163	<b>21.648</b>	216	224	17	1	1:32.134	28.702	179	41.429	160	22.003	213	223
8	1	1:31.389	28.845	178	40.747	161	21.797	216	225	18	1	1:32.671	29.423	173	41.396	160	21.852	215	223
9	1	1:31.973	28.935	177	41.223	157	21.815	214	225	19			29.210	177	41.459	162			224
10	1	1:32.221	28.891	177	41.190	141	22.140	214	225										

### 23 Campbell / Webb, GBR(#2)

theoretical besttime: 1:24.365

1	0	2:50.780	46.753	118	1:13.557	74	50.470	139	140	16	0	3:21.421	27.608	185	39.167	168	2:14.646		233
2	0	1:32.054	30.759	183	40.022	154	21.273	220	230	17	0	1:33.068	32.772	186	39.889	163	20.407	228	233
3	0	1:27.585	27.746	185	38.889	165	20.950	224	231	18	0	1:25.835	26.981	191	38.536	169	20.318	227	232
4	0	1:27.378	27.559	185	39.021	161	20.798	228	231	19	0	1:24.680	26.854	189	37.581	176	20.245	229	234
5	0	1:26.799	27.464	185	38.662	167	20.673	226	231	20	0	1:25.327	<b>26.843</b>	<b>190</b>	37.778	169	20.706	228	235
6	0	1:27.397	27.353	188	38.802	163	21.242	224	231	21	0	1:24.967	26.979	188	37.792	175	20.196	227	233
7	0	1:27.641	28.121	183	38.690	166	20.830	224	232	22	0	1:24.553	26.859	189	37.402	175	20.292		234
8	0	1:27.752	27.337	187	39.391	163	21.024	225	234	23	0	1:24.971	27.332	189	37.386	180	20.253	226	234





# GT Cup Championship



## Sector List Race 2

Provisional

Brands Hatch, Length: 3916m

Air temperature: 16.56°C

Track temperature: 20.5°C

Weather condition: Dry

Saturday, April 30, 2022 17:35:00

Lap	Id	Time	SE1	SP1	SE2	SP2	SE3	SP3	TSP	Lap	Id	Time	SE1	SP1	SE2	SP2	SE3	SP3	TSP
9	0	1:28.613	27.274	186	39.356	147	21.983	224	234	24	0	1:26.494	28.429	181	37.673	173	20.392	227	233
10	0	1:28.343	27.542	187	39.783	158	21.018	225	233	25	0	1:26.069	26.926	189	38.875	175	20.268	228	<b>236</b>
11	0	1:28.878	27.848	186	39.517	160	21.513	223	233	26	0	1:26.560	27.403	187	38.733	173	20.424	225	234
12	0	1:28.667	27.266	189	39.765	153	21.636	226	233	27	0	1:24.813	26.918	190	37.728	173	20.167	227	235
13	0	1:27.350	27.220	188	39.307	170	20.823	226	232	28	0	1:24.785	26.945	191	<b>37.364</b>	<b>164</b>	20.476	228	233
14	0	1:28.651	27.991	185	39.421	163	21.239	224	233	29	0	<b>1:24.445</b>	26.878	189	37.409	176	<b>20.158</b>	<b>228</b>	233
15	0	1:27.508	27.785	184	38.815	171	20.908	225	231										

### 25 Jundu / Ritson

theoretical besttime: 1:32.998

1	0	2:55.338	1:06.491	113	1:06.715	110	42.132	154	153	15	0	1:34.561	29.606	170	42.220	153	22.735	206	213
2	0	1:47.345	35.704	155	48.202	135	23.439	203	210	16	0	1:34.076	29.677	169	41.960	154	22.439	207	213
3	0	1:36.486	30.230	167	43.539	158	22.717	205	213	17	0	1:34.836	29.512	169	42.356	156	22.968	206	212
4	0	1:36.829	29.478	169	44.496	154	22.855	205	208	18	0	3:12.814	30.046	145	44.894	143	1:57.874		212
5	0	1:35.026	29.681	169	42.636	152	22.709	207	214	19	0	1:38.270	34.252	170	41.691	152	22.327	206	213
6	0	1:35.827	29.623	168	42.257	160	23.947	204	214	20	0	1:34.045	29.854	170	41.890	155	22.301	205	213
7	0	1:35.470	29.858	164	42.549	158	23.063	205	213	21	0	1:33.378	29.631	170	41.482	153	22.265	206	214
8	0	1:35.302	29.813	168	42.514	152	22.975	205	213	22	0	1:33.417	29.311	170	41.714	160	22.392	206	213
9	0	1:35.477	29.673	170	42.975	144	22.829	206	213	23	0	1:36.810	29.612	170	42.496	127	24.702	204	211
10	0	1:34.047	29.278	169	41.884	141	22.885	206	213	24	0	1:33.702	29.886	170	<b>41.473</b>	<b>158</b>	22.343	206	<b>215</b>
11	0	1:34.345	29.679	167	42.126	142	22.540	206	213	25	0	1:34.367	29.530	170	42.154	159	22.683	207	215
12	0	1:36.011	30.312	166	42.611	156	23.088	205	212	26	0	1:34.010	29.957	170	41.771	153	22.282	208	215
13	0	1:35.384	29.534	169	43.155	153	22.695	206	210	27	0	<b>1:33.243</b>	<b>29.261</b>	<b>171</b>	41.718	157	<b>22.264</b>	<b>208</b>	214
14	0	1:34.773	29.788	169	42.222	156	22.763	206	212										

### 26 Chohan / Roche

theoretical besttime: 1:33.235

1	1	2:54.157	1:03.465	104	1:06.901	77	43.791	151	142	15	1	1:36.996	30.716	167	43.198	147	23.082	201	210
2	1	1:40.218	33.327	154	44.265	145	22.626	205	210	16	1	1:34.065	29.840	167	41.737	160	22.488	204	210
3	1	1:35.901	30.465	168	42.833	139	22.603	<b>206</b>	211	17	1	1:34.271	29.495	168	42.384	156	22.392	203	210
4	1	1:39.353	30.459	168	46.339	152	22.555	203	197	18	2	3:14.644	30.225	168	42.011	155	2:02.408		210
5	1	1:34.263	29.618	169	42.112	154	22.533	203	211	19	2	1:38.389	33.839	168	42.076	152	22.474	204	211
6	1	1:34.110	29.552	168	42.035	155	22.523	204	210	20	2	1:35.462	30.039	166	42.917	149	22.506	203	210
7	<b>1</b>	<b>1:33.320</b>	<b>29.429</b>	167	<b>41.432</b>	158	22.459	205	<b>214</b>	21	<b>2</b>	1:34.387	29.482	168	42.531	154	<b>22.374</b>	<b>205</b>	210
8	1	1:34.983	29.705	167	42.377	143	22.901	203	213	22	2	1:34.535	29.638	168	42.185	154	22.712	204	211
9	1	1:34.475	29.480	169	42.293	158	22.702	204	210	23	2	1:35.232	29.561	168	43.058	152	22.613	204	214
10	1	1:35.978	30.497	167	42.816	144	22.665	204	209	24	2	1:33.740	29.546	169	41.675	159	22.519	204	211
11	1	1:35.105	30.318	165	42.194	146	22.593	204	210	25	2	1:34.492	29.737	164	42.273	151	22.482	204	211
12	1	1:34.949	29.878	167	42.451	158	22.620	203	211	26	2	1:34.065	29.881	159	41.728	151	22.456	204	213
13	1	1:34.575	29.640	168	42.467	158	22.468	204	211	27	2	1:34.740	29.648	169	42.448	149	22.644	205	209
14	1	1:36.814	30.224	167	42.352	154	24.238	202	211										

### 28 Bailey, (#1) / Wylie

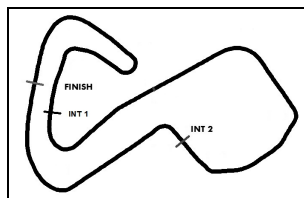
theoretical besttime: 1:26.099

1	0	2:51.187	48.975	109	1:13.502	59	48.710	140	157	12	0	1:29.076	28.226	191	39.574	154	21.276	234	241
2	0	1:35.205	33.209	177	40.654	148	21.342	<b>237</b>	239	13	0	1:29.375	28.232	193	39.751	137	21.392	235	243
3	0	1:29.297	28.734	185	39.573	153	20.990	237	243	14	0	1:28.573	27.960	193	39.715	149	20.898	232	243
4	0	1:29.325	28.764	187	39.522	149	21.039	237	243	15	0	1:29.967	28.371	192	40.376	143	21.220	231	238
5	0	1:29.078	29.042	185	39.145	149	20.891	237	<b>245</b>	16	0	3:24.840	28.356	189	40.002	152	2:16.482		239
6	0	1:28.993	28.556	189	39.378	154	21.059	235	244	17	0	1:32.350	32.539	196	38.239	153	21.572	227	240
7	0	1:29.073	28.809	183	39.272	147	20.992	235	242	18	0	<b>1:26.775</b>	27.654	194	<b>37.875</b>	<b>163</b>	21.246	228	240
8	0	1:28.349	28.047	191	39.404	151	20.898	235	242	19	0	1:27.126	<b>27.532</b>	<b>190</b>	38.902	159	<b>20.692</b>	<b>224</b>	231
9	0	1:30.358	28.176	188	40.723	129	21.459	234	242	20	0	1:30.833	27.817	187	39.981	155	23.035	204	223
10	0	1:29.004	28.280	184	39.713	148	21.011	235	240	21			29.250	166	42.105	140			208
11	0	1:29.755	28.272	188	40.328	145	21.155	234	240										

### 42 Watts

theoretical besttime: 1:32.098

1	0	2:53.932	1:01.752	77	1:08.022	76	44.158	157	143	15	0	3:17.697	30.603	160	42.621	154	2:04.473		223
2	0	1:47.381	34.965	160	49.694	140	22.722	212	197	16	0	1:40.393	37.431	173	<b>41.192</b>	<b>152</b>	21.770	221	229
3	0	1:36.685	31.241	165	43.331	148	22.113	219	208	17	0	1:33.939	29.508	177	41.740	151	22.691	219	230
4	0	1:37.103	29.803	168	44.965	152	22.335	208	201	18	0	1:33.245	29.865	175	41.426	146	21.954	220	231
5	0	1:34.223	29.827	175	42.301	155	22.095	221	226	19	0	1:33.962	30.399	181	41.626	154	21.937	221	231
6	0	1:33.744	29.530	173	42.403	152	21.811	221	213	20	0	1:34.726	29.379	172	43.006	151	22.341	216	199
7	0	1:33.362	29.426	176	41.955	151	21.981	221	216	21	0	<b>1:32.813</b>	29.385	179	41.675	148	<b>21.753</b>	<b>221</b>	227
8	0	1:33.663	<b>29.153</b>	178	42.020	138	22.490	220	215	22	0	1:32.955	29.234	180	41.427	156	22.294	219	<b>232</b>
9	0	1:33.871	29.577	175	42.089	149	22.205	<b>222</b>	210	23	0	1:34.648	30.165	180	42.503	149	21.980	219	226



# GT Cup Championship



## Sector List Race 2

Provisional

Brands Hatch, Length: 3916m

Air temperature: 16.56°C

Track temperature: 20.5°C

Weather condition: Dry

Saturday, April 30, 2022 17:35:00

Lap	Id	Time	SE1	SP1	SE2	SP2	SE3	SP3	TSP	Lap	Id	Time	SE1	SP1	SE2	SP2	SE3	SP3	TSP
10	0	1:34.535	29.446	176	42.715	140	22.374	222	211	24	0	1:34.127	29.827	175	42.395	151	21.905	221	220
11	0	1:35.097	29.780	171	42.702	149	22.615	220	219	25	0	1:34.619	30.229	180	41.827	147	22.563	220	230
12	0	1:34.087	29.267	176	42.649	141	22.171	221	227	26	0	1:34.429	29.410	180	41.713	147	23.306	219	230
13	0	1:36.252	30.205	169	42.928	148	23.119	222	220	27			29.232	183	42.518	152			229
14	0	1:34.636	29.831	178	41.769	147	23.036	210	230										

### 50 Wallis / Maher-Loughnan

theoretical besttime: 1:32.187

1	1	2:52.633	58.405	89	1:09.079	67	45.149	148	130	15	1	1:32.725	29.338	172	41.264	148	22.123	210	219
2	1	1:38.407	32.768	169	43.318	151	22.321	210	216	16	1	1:32.833	29.329	173	41.315	150	22.189	210	219
3	1	1:33.240	29.191	171	41.701	150	22.348	209	216	17	1	1:33.173	29.308	173	41.387	150	22.478	210	219
4	1	1:33.229	29.298	172	41.654	151	22.277	211	216	18	1	3:06.265	30.040	171	41.161	158	1:55.064		218
5	1	1:33.127	29.330	171	41.640	152	22.157	210	218	19	1	1:38.851	34.497	172	42.140	147	22.214	210	215
6	1	1:34.054	29.697	171	41.926	148	22.431	209	217	20	1	1:34.930	29.475	171	43.067	149	22.388	211	215
7	1	1:32.494	29.401	172	<b>41.057</b>	152	22.036	210	218	21	1	1:33.489	30.000	173	41.389	154	22.100	210	217
8	1	1:32.622	29.186	<b>173</b>	41.360	155	22.076	210	218	22	1	1:33.336	29.406	172	41.797	149	22.133	210	217
9	1	1:33.496	<b>29.159</b>	173	42.071	152	22.266	210	217	23	1	1:33.082	29.437	172	41.445	152	22.200	210	217
10	1	1:33.575	29.807	173	41.711	152	22.057	210	214	24	1	1:33.087	29.466	171	41.427	153	22.194	210	216
11	1	1:32.934	29.315	172	41.618	151	22.001	210	219	25	1	1:33.566	29.452	173	41.359	134	22.755	210	218
12	<b>1</b>	<b>1:32.369</b>	29.167	172	41.231	149	<b>21.971</b>	210	<b>220</b>	26	<b>1</b>	1:32.843	29.578	173	41.216	154	22.049	211	218
13	1	1:33.541	29.330	172	42.051	150	22.160	210	218	27	1	1:32.905	29.400	173	41.163	161	22.342	210	219
14	1	1:33.379	30.078	169	41.289	151	22.012	211	219										

### 51 Graham / Hethrington

theoretical besttime: 1:32.261

1	0	2:53.158	1:00.475	92	1:08.253	67	44.430	149	124	15	0	1:32.804	29.406	170	41.313	154	22.085	208	216
2	0	1:39.109	33.452	161	43.039	142	22.618	208	213	16	0	1:32.791	29.315	170	41.297	156	22.179	207	215
3	0	1:33.741	29.536	168	41.801	150	22.404	207	215	17	0	1:33.059	29.431	169	41.267	155	22.361	207	216
4	0	1:33.090	29.456	168	41.499	152	22.135	208	215	18	0	1:33.157	29.697	169	41.393	155	22.067	208	216
5	0	1:32.653	29.208	169	41.323	153	22.122	208	216	19	0	3:13.318	29.549	168	41.777	137	2:01.992		215
6	0	1:33.206	29.383	170	41.565	152	22.258	207	216	20	0	1:39.872	34.953	166	42.511	153	22.408	208	213
7	0	1:32.723	29.544	170	41.235	155	<b>21.944</b>	208	216	21	0	1:34.356	29.517	169	42.449	154	22.390	208	216
8	0	1:32.457	<b>29.156</b>	169	<b>41.161</b>	155	22.140	<b>210</b>	216	22	0	1:34.023	29.440	170	42.204	156	22.379	207	214
9	0	1:33.400	29.617	170	41.515	142	22.268	209	<b>217</b>	23	0	1:32.951	29.487	170	41.397	157	22.067	208	215
10	0	1:32.796	29.353	169	41.339	153	22.104	207	216	24	0	1:34.096	29.443	171	41.943	151	22.710	208	215
11	0	1:32.953	29.199	169	41.683	153	22.071	208	214	25	0	1:32.731	29.263	170	41.353	159	22.115	208	215
12	<b>0</b>	<b>1:32.418</b>	29.170	169	41.264	156	21.984	208	216	26	<b>0</b>	1:32.880	29.337	169	41.391	157	22.152	207	214
13	0	1:33.608	29.503	169	41.952	153	22.153	208	216	27	0	1:33.615	29.325	170	41.991	157	22.299	208	215
14	0	1:33.266	29.457	170	41.664	154	22.145	208	213										

### 56 Millington / Simonsen, DNK(#2)

theoretical besttime: 1:27.194

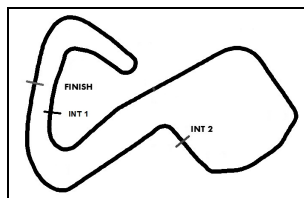
1	0	2:54.369	1:03.928	116	1:07.382	97	43.059	150	143	15	0	3:30.160	30.512	180	41.755	148	2:17.893		236
2	0	1:45.703	34.761	152	47.652	137	23.290	223	192	16	0	1:34.543	33.153	186	40.129	159	21.261	228	228
3	0	1:34.905	29.786	179	42.395	141	22.724	226	234	17	0	1:29.509	28.062	188	39.443	156	22.004	226	<b>238</b>
4	0	1:37.827	29.415	182	45.704	145	22.708	225	198	18	0	1:27.596	27.838	189	38.797	169	20.961	228	237
5	0	1:35.692	30.382	173	42.638	144	22.672	226	232	19	0	1:28.280	28.403	188	38.920	162	20.957	229	237
6	0	1:33.135	29.267	177	41.670	153	22.198	227	235	20	0	1:28.784	27.972	189	39.857	160	20.955	227	237
7	0	1:33.596	29.054	178	41.834	149	22.708	226	236	21	0	1:27.675	<b>27.662</b>	<b>189</b>	<b>38.752</b>	<b>159</b>	21.261	227	237
8	0	1:33.558	28.990	182	42.123	141	22.445	226	228	22	0	<b>1:27.289</b>	27.696	190	38.813	161	<b>20.780</b>	<b>229</b>	236
9	0	1:34.020	29.439	181	42.326	144	22.255	227	233	23	0	1:27.521	27.881	190	38.836	163	20.804	229	237
10	0	1:34.391	29.376	181	42.674	139	22.341	227	198	24	0	1:27.974	27.956	190	39.031	163	20.987	229	236
11	0	1:34.029	30.125	156	41.597	147	22.307	224	237	25	0	1:29.202	28.060	191	39.754	148	21.388	228	237
12	0	1:33.130	29.052	181	41.882	148	22.196	227	237	26	0	1:27.619	27.761	189	38.854	166	21.004	228	237
13	0	1:34.585	29.433	171	42.451	146	22.701	225	222	27	0	1:28.832	28.064	190	39.770	158	20.998	229	238
14	0	1:36.022	31.351	176	42.202	148	22.469	226	230										

### 61 Dhillon, (#1) / Amici, ITA(#2)

theoretical besttime: 1:24.553

1	0	2:51.304	50.705	96	1:12.606	56	47.993	147	140	16	0	3:24.870	28.243	187	39.662	169	2:16.965		232
2	0	1:33.641	31.980	177	40.301	163	21.360	223	229	17	0	1:32.361	31.445	187	39.891	162	21.025	225	231
3	0	1:28.501	27.844	184	39.445	163	21.212	224	232	18	0	1:27.299	27.189	185	38.902	175	21.208	223	231
4	0	1:28.087	27.646	185	39.243	166	21.198	223	232	19	0	1:25.656	27.010	188	38.284	174	20.362	226	232
5	0	1:27.983	27.593	186	39.279	167	21.111	225	232	20	0	1:25.897	27.057	188	38.380	170	20.460	225	232
6	0	1:27.681	27.652	185	39.130	168	20.899	225	231	21	0	1:25.492	26.944	189	38.285	176	<b>20.263</b>	<b>226</b>	231
7	0	1:28.511	27.548	185	39.987	167	20.976	224	232	22	0	1:27.242	27.044	189	39.452	172	20.746	225	232
8	0	1:28.012	27.551	184	39.426	170	21.035	225	232	23	0	1:25.188	26.820	189	38.099	172	20.269	226	231





# GT Cup Championship

## Sector List Race 2

Provisional



Brands Hatch, Length: 3916m

Air temperature: 16.56°C

Track temperature: 20.5°C

Weather condition: Dry

Saturday, April 30, 2022 17:35:00

Lap	Id	Time	SE1	SP1	SE2	SP2	SE3	SP3	TSP	Lap	Id	Time	SE1	SP1	SE2	SP2	SE3	SP3	TSP
9	0	1:29.203	28.000	184	39.961	165	21.242	225	230	24	0	<b>1:24.609</b>	<b>26.608</b>	<b>188</b>	<b>37.682</b>	<b>176</b>	20.319	226	232
10	0	1:27.196	27.343	186	38.860	166	20.993	225	233	25	0	1:25.656	27.147	188	38.083	167	20.426	226	232
11	0	1:28.605	27.733	183	39.506	166	21.366	225	232	26	0	1:26.707	27.580	189	38.707	171	20.420	227	233
12	0	1:28.380	27.783	183	39.541	163	21.056	226	233	27	0	1:27.304	28.522	186	38.098	173	20.684	226	231
13	0	1:29.145	27.916	186	39.670	163	21.559	224	233	28	0	1:25.638	26.717	188	38.457	165	20.464	227	<b>234</b>
14	0	1:28.645	27.827	183	39.621	163	21.197	225	232	29	0	1:27.068	27.507	187	39.118	171	20.443	226	232
15	0	1:30.844	28.507	183	40.810	165	21.527	225	230										

### 66 Tillbrook / Clutton

theoretical besttime: 1:23.973

1	0	2:50.231	42.912	100	1:13.739	52	53.580	133	117	16	0	3:01.210	27.380	188	38.158	168	1:55.672		234
2	0	1:31.932	30.777	180	40.067	152	21.088	225	230	17	0	1:29.147	31.231	189	37.509	165	20.407	227	235
3	0	1:27.649	27.910	186	39.019	165	20.720	226	232	18	0	1:25.255	27.239	187	37.753	171	20.263	227	235
4	0	1:27.214	27.699	187	38.730	164	20.785	226	235	19	0	1:24.706	27.166	190	37.289	176	20.251	227	234
5	0	1:26.926	27.633	189	38.584	163	20.709	227	234	20	0	1:24.499	26.933	190	37.307	176	20.259	228	233
6	0	1:26.760	27.337	189	38.692	160	20.731	225	234	21	0	1:24.146	26.653	191	37.344	175	20.149	228	235
7	0	1:25.161	26.913	190	37.882	170	20.366	227	234	22	0	1:41.867	27.002	189	37.776	172	37.089		234
8	0	1:26.225	27.012	187	38.922	178	20.291	227	234	23	0	1:28.996	31.302	188	<b>37.285</b>	<b>175</b>	20.409	227	235
9	0	1:26.780	26.887	189	39.326	163	20.567	227	231	24	0	1:24.849	26.818	191	37.501	173	20.530	228	236
10	0	1:26.408	26.971	191	39.033	165	20.404	227	235	25	0	1:25.309	27.333	188	37.579	176	20.397	227	235
11	0	1:27.764	27.692	183	39.182	134	20.890	226	235	26	0	1:24.187	<b>26.646</b>	<b>191</b>	37.499	177	<b>20.042</b>	<b>228</b>	<b>233</b>
12	0	1:29.677	27.289	187	40.988	158	21.400	224	<b>236</b>	27	0	<b>1:24.077</b>	26.663	191	37.301	179	20.113	228	235
13	0	1:29.995	27.737	182	40.730	156	21.528	224	235	28	0	1:24.292	26.700	190	37.468	174	20.124	228	235
14	0	1:26.407	27.263	189	38.624	157	20.520	227	234	29	0	1:24.860	26.679	190	38.064	171	20.117	228	235
15	0	1:27.847	26.977	190	39.472	142	21.398	226	234										

### 67 Orange / O'Brien

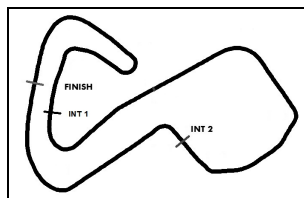
theoretical besttime: 1:23.524

1	0	2:50.217	42.270	106	1:13.383	60	54.564	133	107	16	0	3:10.169	27.374	190	37.904	164	2:04.891		236
2	0	1:30.985	30.197	181	39.807	157	20.981	225	232	17	0	1:31.009	31.902	188	38.209	166	20.898		235
3	0	1:27.248	27.761	185	38.841	163	20.646	227	233	18	0	1:24.688	26.911	191	37.545	165	20.232	228	236
4	0	1:26.315	27.336	188	38.328	158	20.651	228	235	19	0	1:24.866	27.297	192	37.296	165	20.273	229	236
5	0	1:25.494	27.098	188	38.043	164	20.353	<b>230</b>	235	20	0	1:23.972	26.728	193	37.141	175	20.103	228	236
6	0	1:25.672	27.149	189	38.141	161	20.382	230	236	21	0	1:24.370	26.680	193	37.685	176	20.005	229	235
7	0	1:25.474	27.158	190	37.898	153	20.418		236	22	0	1:25.216	26.668	193	38.034	154	20.514	228	<b>240</b>
8	0	1:25.509	27.468	190	37.626	160	20.415	227	236	23	0	1:24.422	26.620	191	37.843	170	19.959	229	235
9	0	1:25.734	27.303	189	38.099	154	20.332	229	236	24	0	1:24.114	26.591	192	37.301	174	20.222		232
10	0	1:26.752	27.495	188	38.973	158	20.284	229	232	25	0	1:24.207	26.916	192	37.382	172	<b>19.909</b>		237
11	0	1:28.250	27.097	185	40.083	133	21.070		231	26	0	1:24.620	26.621	192	37.564	170	20.435	229	238
12	0	1:27.214	27.990	187	39.019	162	20.205	229	234	27	0	1:25.204	26.702	193	38.096	166	20.406		238
13	0	1:25.242	27.216	191	37.774	153	20.252		236	28	0	<b>1:23.665</b>	<b>26.505</b>	<b>194</b>	<b>37.110</b>	<b>176</b>	20.050	229	236
14	0	1:26.906	27.705	190	38.227	143	20.974	229	236	29	0	1:25.942	27.455	171	38.455	172	20.032		235
15	0	1:28.079	28.303	186	38.728	150	21.048		236										

### 69 Walton / Hart

theoretical besttime: 1:33.063

1	0	2:55.479	1:10.205	97	1:04.794	114	40.480	158	158	15	0	1:34.043	29.299	170	42.253	154	22.491	207	<b>214</b>
2	0	1:45.361	34.422	159	47.150	133	23.789	203	213	16	0	1:35.373	29.735	168	42.162	137	23.476	205	214
3	0	1:34.795	29.902	168	42.114	154	22.779	206	213	17	0	1:33.945	29.636	170	41.908	159	22.401	207	213
4	0	1:36.942	29.539	169	44.274	144	23.129	206	211	18	0	1:34.336	29.593	168	42.238	159	22.505	207	213
5	0	1:33.533	29.584	168	<b>41.671</b>	160	22.278	<b>207</b>	213	19	0	1:34.479	29.664	169	42.384	162	22.431	205	213
6	0	<b>1:33.354</b>	29.438	166	41.750	160	<b>22.166</b>	207	213	20	0	1:33.882	29.551	169	41.946	159	22.385	206	214
7	0	1:33.701	29.374	167	41.943	161	22.384	206	213	21	0	3:15.507	29.367	170	42.016	161	2:04.124		212
8	0	1:34.326	29.414	167	42.361	155	22.551	206	212	22	0	1:43.200	35.584	163	44.295	142	23.321	206	208
9	0	1:33.540	29.349	167	41.816	160	22.375	206	213	23	0	1:42.250	31.387	164	45.394	131	25.469	198	211
10	0	1:34.329	29.645	167	42.123	159	22.561	206	213	24	0	1:38.087	30.750	166	44.017	146	23.320	206	212
11	0	1:33.837	29.430	167	41.828	156	22.579	206	213	25	0	1:38.291	30.577	166	44.145	138	23.569	203	212
12	0	1:34.807	<b>29.226</b>	169	42.999	145	22.582	206	213	26	0	1:38.687	30.567	166	44.729	144	23.391	205	211
13	0	1:35.763	29.436	168	43.221	142	23.106	206	213	27	0	1:39.230	30.772	168	44.567	135	23.891	203	210
14	0	1:33.677	29.368	170	41.824	161	22.485	207	213										



# GT Cup Championship



## Sector List Race 2

Provisional

Brands Hatch, Length: 3916m

Air temperature: 16.56°C

Track temperature: 20.5°C

Weather condition: Dry

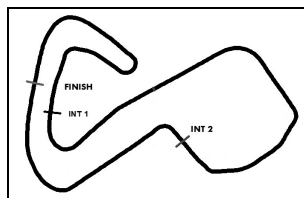
Saturday, April 30, 2022 17:35:00

Lap	Id	Time	SE1	SP1	SE2	SP2	SE3	SP3	TSP	Lap	Id	Time	SE1	SP1	SE2	SP2	SE3	SP3	TSP
<b>77 Hopton / Hankey, GBR(#2)</b>										<b>theoretical besttime: 1:32.005</b>									
1	0	2:55.110	1:05.659	112	1:06.321	96	43.130	154	144	15	0	1:35.351	29.709	172	42.709	153	22.933	205	217
2	0	1:48.032	34.871	160	49.597	141	23.564	204	213	16	0	1:34.404	29.781	173	41.872	159	22.751	208	214
3	0	1:36.390	30.487	162	43.352	158	22.551	208	207	17	0	1:34.701	29.885	173	42.003	163	22.813	207	216
4	0	1:36.911	29.604	171	44.772	158	22.535	<b>211</b>	210	18	0	3:10.902	31.028	170	42.053	150	1:57.821		213
5	0	1:35.062	29.785	171	42.482	160	22.795	208	217	19	0	1:37.322	33.578	173	41.556	153	22.188	210	218
6	0	1:34.723	29.631	170	42.388	157	22.704	208	<b>219</b>	20	0	1:34.274	30.310	169	41.668	150	22.296	208	215
7	0	1:33.147	29.091	173	41.642	154	22.414	210	217	21	0	1:32.565	29.157	172	40.981	164	22.427	208	216
8	0	1:35.248	29.723	170	42.632	141	22.893	207	216	22	0	1:32.926	29.163	172	41.679	160	<b>22.084</b>	<b>209</b>	217
9	0	1:34.668	29.488	172	42.022	148	23.158	206	218	23	0	1:32.540	29.115	173	41.088	153	22.337	209	215
10	0	1:34.264	29.663	172	41.829	156	22.772	204	216	24	0	1:32.313	29.155	172	40.893	163	22.265	208	216
11	0	1:34.335	29.676	172	42.026	152	22.633	208	217	25	0	<b>1:32.120</b>	<b>29.061</b>	<b>172</b>	<b>40.860</b>	<b>165</b>	22.199	208	216
12	0	1:35.981	29.361	<b>173</b>	43.491	155	23.129	206	216	26	0	1:32.276	29.219	172	40.942	163	22.115	209	216
13	0	1:35.553	30.038	170	42.691	151	22.824	206	216	27	0	1:32.617	29.290	170	41.009	166	22.318	208	216
14	0	1:34.450	29.888	171	41.792	157	22.770	208	216										

<b>78 Docker / Albert</b>										<b>theoretical besttime: 1:32.046</b>									
1	1	2:54.128	1:04.335	103	1:06.660	90	43.133	154	142	15	1	1:35.936	30.264	167	42.878	143	22.794	208	<b>218</b>
2	1	1:46.861	34.279	160	48.068	138	24.514	201	215	16	1	1:34.492	30.011	170	42.174	152	22.307	209	214
3	1	1:36.624	31.214	167	42.566	147	22.844	208	217	17	1	1:36.111	29.645	167	43.335	146	23.131	209	218
4	1	1:37.294	29.836	168	44.655	153	22.803	208	208	18	1	3:09.987	30.804	168	42.164	148	1:57.019		216
5	1	1:35.697	29.580	168	43.443	153	22.674	207	216	19	1	1:37.682	34.012	172	41.384	161	22.286	208	216
6	1	1:33.873	29.440	170	41.991	152	22.442	209	217	20	1	1:32.802	29.162	173	41.445	155	22.195	208	214
7	1	1:33.810	29.407	171	42.076	156	22.327	209	216	21	1	1:32.513	29.166	172	41.208	157	22.139	208	216
8	1	1:34.251	29.619	170	42.123	147	22.509	208	216	22	1	1:32.222	29.092	172	40.951	157	22.179	210	216
9	1	1:33.767	29.454	172	41.808	151	22.505	<b>210</b>	216	23	1	1:32.365	29.088	173	41.113	159	22.164	208	216
10	1	1:34.535	29.505	171	42.327	146	22.703	208	213	24	1	1:32.525	29.054	173	41.262	158	22.209	208	217
11	1	1:34.594	29.692	169	42.307	149	22.595	208	217	25	1	<b>1:32.046</b>	<b>29.002</b>	<b>172</b>	<b>40.925</b>	<b>157</b>	<b>22.119</b>	<b>208</b>	216
12	1	1:34.202	29.676	171	41.955	152	22.571	209	216	26	1	1:32.226	29.032	173	41.042	158	22.152	209	214
13	1	1:35.451	30.113	166	42.566	153	22.772	210	216	27	1	1:32.644	29.290	172	41.144	156	22.210	208	218
14	1	1:34.357	29.999	170	41.882	150	22.476	210	216										

<b>80 Trenka / Lancaster</b>										<b>theoretical besttime: 1:32.127</b>									
1	0	2:56.624	1:10.849	98	1:04.636	113	41.139	150	143	14	0	1:41.698	31.311	164	45.725	134	24.662	199	209
2	0	1:49.783	35.585	155	49.529	140	24.669	201	205	15	0	1:43.311	32.221	162	45.783	146	25.307	182	210
3	0	1:40.703	31.799	164	45.176	151	23.728	201	211	16	0	1:43.735	32.537	164	47.561	147	23.637	201	210
4	0	1:40.499	31.660	155	45.074	150	23.765	204	210	17	0	3:18.806	32.963	157	45.253	133	2:00.590		211
5	0	1:41.882	31.533	153	46.263	145	24.086	201	206	18	0	1:37.765	33.146	168	42.218	155	22.401	206	213
6	0	1:40.671	31.227	163	45.839	147	23.605	202	205	19	0	1:32.949	29.430	169	41.431	160	22.088	209	213
7	0	1:42.329	31.487	164	46.758	127	24.084	198	208	20	0	<b>1:32.732</b>	29.466	170	41.296	162	<b>21.970</b>	<b>209</b>	215
8	0	1:40.319	31.305	165	45.148	132	23.866	202	211	21	0	1:33.386	29.195	170	41.767	156	22.424	208	215
9	0	1:41.593	31.513	164	46.126	135	23.954	200	210	22	0	1:35.213	29.342	172	42.259	139	23.612	207	<b>216</b>
10	0	1:41.437	31.575	162	45.951	131	23.911	201	209	23	0	1:33.720	<b>29.069</b>	<b>171</b>	42.396	159	22.255	209	214
11	0	1:41.374	31.268	163	46.298	130	23.808	201	208	24	0	1:33.080	29.408	170	41.434	154	22.238	208	215
12	0	1:42.319	31.367	163	46.954	141	23.998	199	200	25	0	1:33.650	30.412	167	<b>41.088</b>	<b>163</b>	22.150	209	215
13	0	1:39.631	31.446	165	44.342	139	23.843	199	208	26	0	1:34.096	29.287	171	42.470	152	22.339	208	216

<b>86 Creswich / Dymond</b>										<b>theoretical besttime: 1:32.873</b>									
1	0	2:55.084	1:06.050	100	1:06.548	101	42.486	153	143	15	0	1:35.524	29.932	167	42.791	145	22.801	208	214
2	0	1:47.930	35.683	159	48.025	132	24.222	205	214	16	0	1:36.316	31.301	161	42.432	152	22.583	208	215
3	0	1:37.470	30.434	168	44.066	143	22.970	206	216	17	0	1:35.477	30.167	169	42.752	145	22.558	208	216
4	0	1:37.216	29.480	169	45.065	147	22.671	208	210	18	0	1:36.455	30.382	164	42.589	150	23.484	205	215
5	0	1:34.433	29.370	168	42.512	149	22.551	208	216	19	0	3:10.368	30.477	166	42.488	152	1:57.403		216
6	0	1:35.074	30.275	163	42.252	144	22.547	207	215	20	0	1:40.799	35.616	165	42.544	148	22.639	209	214
7	0	1:35.871	30.077	167	43.134	149	22.660	208	217	21	0	1:33.736	29.543	169	41.624	153	22.569	208	216
8	0	1:35.381	29.801	169	42.908	137	22.672	209	216	22	0	1:33.154	29.227	169	41.536	156	22.391	209	216
9	0	1:35.110	29.576	169	42.832	146	22.702	208	216	23	0	1:33.440	29.389	170	41.721	155	22.330	209	<b>217</b>
10	0	1:35.464	30.292	162	42.478	140	22.694	208	215	24	0	1:34.965	29.553	169	41.981	146	23.431	209	216
11	0	1:34.409	29.426	170	41.652	144	23.331	208	216	25	0	1:33.886	30.079	169	41.546	152	22.261	209	216
12	0	1:35.744	30.051	169	42.740	147	22.953	206	215	26	0	1:33.812	<b>29.219</b>	<b>170</b>	42.372	155	<b>22.221</b>	<b>210</b>	216
13	0	1:35.430	29.996	166	42.544	141	22.890	206	215	27	0	<b>1:33.137</b>	29.356	169	<b>41.433</b>	<b>151</b>	22.348	209	216
14	0	1:40.295	31.231	170	45.625	<b>156</b>	23.439	206	215										



# GT Cup Championship

## Sector List Race 2

Provisional



Brands Hatch, Length: 3916m

Air temperature: 16.56°C

Track temperature: 20.5°C

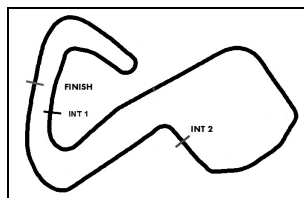
Weather condition: Dry

Saturday, April 30, 2022 17:35:00

Lap	Id	Time	SE1	SP1	SE2	SP2	SE3	SP3	TSP	Lap	Id	Time	SE1	SP1	SE2	SP2	SE3	SP3	TSP
<b>96 Currie</b>										<b>theoretical besttime: 1:34.512</b>									
1	0	2:55.465	1:08.524	113	1:05.942	118	40.999	154	155	15	0	1:37.442	30.095	165	43.813	157	23.534	208	215
2	0	1:48.679	35.842	144	49.298	142	23.539	207	193	16	0	1:35.138	29.880	169	42.350	152	22.908	207	215
3	0	1:37.145	30.785	165	43.582	152	22.778	209	<b>216</b>	17	0	1:35.881	30.296	165	42.663	152	22.922	206	215
4	0	1:36.959	29.789	169	44.350	146	22.820	<b>210</b>	204	18	0	1:35.705	30.460	168	42.375	148	22.870	207	215
5	0	1:35.124	29.817	169	42.293	155	23.014	209	216	19	0	1:35.692	30.298	167	42.610	148	22.784	207	215
6	<b>0</b>	<b>1:34.605</b>	<b>29.600</b>	170	<b>42.193</b>	142	22.812	209	216	20	<b>0</b>	2:57.891	30.144	167	43.372	152	1:44.375		213
7	0	1:35.615	29.817	<b>170</b>	42.975	152	22.823	209	216	21	0	1:39.539	34.157	166	42.493	155	22.889	204	215
8	0	1:35.278	30.010	170	42.549	138	<b>22.719</b>	209	216	22	0	1:37.572	30.551	163	43.768	139	23.253	206	214
9	0	1:35.356	29.858	168	42.683	145	22.815	208	215	23	0	1:36.742	30.835	164	43.040	151	22.867	207	214
10	0	1:35.774	30.075	170	42.531	134	23.168	208	216	24	0	1:37.757	30.976	165	43.076	145	23.705	206	216
11	0	1:36.475	30.019	168	42.999	152	23.457	208	210	25	0	1:37.259	31.628	167	42.732	151	22.899	206	214
12	0	1:36.638	30.623	168	42.684	142	23.331	206	215	26	0	1:36.076	30.358	169	42.876	146	22.842	208	213
13	0	1:36.854	30.638	166	43.267	151	22.949	206	214	27	0	1:36.598	30.292	168	43.055	145	23.251	205	215
14	0	1:35.656	30.159	168	42.477	153	23.020	207	215										

<b>138 Allpass</b>										<b>theoretical besttime: 1:32.718</b>									
1	0	2:52.728	59.560	92	1:08.774	71	44.394	151	136	15	0	1:33.473	29.956	169	41.592	145	<b>21.925</b>	<b>222</b>	222
2	0	1:40.808	34.562	156	43.844	139	22.402	219	206	16	0	1:33.308	29.607	178	41.643	143	22.058	220	227
3	0	1:35.588	30.656	164	42.717	141	22.215	221	226	17	0	1:34.181	29.856	177	41.812	142	22.513	223	216
4	0	2:03.663	30.442	174	1:11.040	<b>151</b>	22.181	221	193	18	0	1:34.153	29.903	168	41.599	144	22.651	220	223
5	0	1:35.444	29.776	169	43.136	137	22.532	222	211	19	0	3:13.147	30.352	169	41.737	142	2:01.058		225
6	0	1:33.715	29.707	172	41.876	139	22.132	221	217	20	0	1:43.543	39.562	172	41.863	146	22.118	220	221
7	0	1:34.779	30.060	172	42.100	147	22.619	219	223	21	0	<b>1:33.027</b>	29.619	172	<b>41.199</b>	<b>145</b>	22.209	221	221
8	0	1:35.873	30.348	176	43.152	139	22.373	222	222	22	0	1:34.270	30.638	161	41.677	149	21.955	222	224
9	0	1:35.192	30.049	168	43.142	143	22.001	222	215	23	0	1:33.083	29.885	172	41.217	148	21.981	222	<b>228</b>
10	0	1:34.957	29.949	168	42.308	135	22.700	221	219	24	0	1:34.089	29.808	175	42.156	144	22.125	221	227
11	0	1:35.935	30.195	171	43.547	137	22.193	221	214	25	0	1:35.043	30.170	165	42.166	143	22.707	215	219
12	0	1:34.153	30.282	174	41.664	141	22.207	222	225	26	0	1:35.677	31.371	165	41.734	142	22.572	221	225
13	0	1:34.503	<b>29.594</b>	176	42.424	127	22.485	221	220	27	0	1:36.096	30.879	168	42.055	134	23.162	220	224
14	0	1:35.800	30.375	172	42.937	143	22.488	221	208										

<b>247 Khera / McDonald</b>										<b>theoretical besttime: 1:28.369</b>									
1	0	2:51.030	49.920	96	1:13.033	55	48.077	156	149	15	0	1:29.536	28.860	187	39.501	163	21.175	229	236
2	0	1:34.645	32.565	167	40.798	149	21.282	228	210	16	0	3:20.879	28.542	186	40.139	160	2:12.198		235
3	0	1:29.693	28.657	186	39.783	155	21.253	228	237	17	0	1:48.743	41.583	152	44.609	134	22.551	225	201
4	0	1:29.440	28.491	186	39.744	156	21.205	229	236	18	0	1:30.825	28.891	186	39.914	163	22.020	208	235
5	0	1:28.978	28.558	185	39.387	156	21.033	229	<b>237</b>	19	0	1:28.908	28.629	184	39.313	157	<b>20.966</b>	<b>230</b>	237
6	0	1:29.758	28.343	185	39.526	156	21.889	228	236	20	0	<b>1:28.573</b>	<b>28.104</b>	<b>188</b>	<b>39.299</b>	<b>162</b>	21.170	229	232
7	0	1:29.938	28.623	174	40.108	155	21.207	228	237	21	0	1:31.097	29.522	175	40.453	148	21.122	230	216
8	0	1:29.243	28.251	186	39.724	153	21.268	229	237	22	0	1:31.465	29.327	171	40.041	148	22.097	223	214
9	0	1:30.289	28.592	184	40.261	150	21.436	228	237	23	0	1:30.680	28.696	178	40.565	146	21.419	223	210
10	0	1:30.867	29.345	183	40.005	141	21.517	228	237	24	0	1:31.781	29.044	170	39.959	148	22.778	220	210
11	0	1:31.044	29.102	177	40.500	153	21.442	229	234	25	0	1:30.954	28.884	182	40.872	156	21.198	225	208
12	0	1:30.496	29.053	159	40.154	151	21.289	228	231	26	0	1:31.975	28.715	176	41.568	140	21.692	202	215
13	0	1:29.402	28.327	186	39.845	154	21.230	229	237	27			36.288	107					
14	0	1:32.560	28.387	187	41.939	125	22.234	227	226										



# GT Cup Championship

## Top speed list Race 2

Provisional



Brands Hatch, Length: 3916m

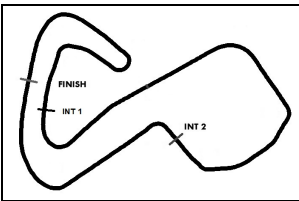
Air temperature: 16.56°C

Track temperature: 20.5°C

Weather condition: Dry

Saturday, April 30, 2022 17:35:00

#	Name (NAT)	Team	Car name	Speed	Lap	Race time
7	Ben Dimmack	Raw Motorsport	Radical RXC	252.33	7	10:54.805
28	Paul Bailey	SB Race Engineering	Brabham BT62 GT2	245.45	5	8:09.918
9	Warren Gilbert	Topcats Racing	Lamborghini Super Trofeo	241.07	13	20:13.795
67	Simon Orange	Orange Racing powered by JMH	McLaren 720S GT3	240.00	22	34:06.202
56	Roy Millington	FF Corse	Ferrari 458 Challenge EVO	238.41	17	29:23.619
247	Lucky Khera	Racelab	Ferrari 488 Challenge	237.88	5	8:09.384
13	James Webb	Team Webb	Lamborghini Super Trofeo	236.84	4	6:51.087
3	Charlotte Birch	Topcats Racing	Lamborghini Super Trofeo	236.84	20	33:48.323
66	Morgan Tillbrook	Enduro Motorsport	McLaren 720S GT3	236.32	12	18:06.125
23	Ian Campbell	Greystone GT (GBR)	McLaren 720S GT3	236.32	25	38:59.061
61	John Dhillon	Scott Sport	Lamborghini Huracan GT3	234.27	28	43:36.513
16	Ian Loggie (GBR)	Ram Racing (GBR)	Mercedes-AMG GT3	233.76	9	13:50.935
11	Michael Price	Ram Racing (GBR)	Mercedes-AMG GT3	233.76	10	15:20.148
42	Adrian Watts	24-7 Motorsport	Porsche 911.2	232.75	22	37:11.065
138	Sam Allpass	Geoff Steel Racing	BMW Evolution	228.81	23	39:08.830
20	Tom Barrow	Saxon Motorsport	BMW 150 GTR	226.89	11	17:39.881
6	Alex Stevenson	Century Motorsport	Ginetta G56 Supercup	226.41	21	35:00.294
50	Sam Maher-Loughnan	Valluga Racing	Porsche Cayman 718 RS Clubsport	220.40	12	19:15.730
77	Mark Hopton	Greystone GT (GBR)	McLaren 570S GT4	219.51	6	10:18.199
78	Tim Docker	Fox Motorsport	McLaren 570S GT4	218.62	15	24:27.025
14	Phillip Carter	Greystone GT (GBR)	McLaren 570S GT4	218.62	26	43:45.702
86	Timothy Creswich	Caffeine Six by Parr Motorsport	Porsche Cayman Clubsport GT4	217.74	23	39:03.265
51	Matthew Graham	Valluga Racing	Porsche Cayman Clubsport GT4	217.30	9	14:36.568
96	Jon Currie	Make Happen Racing	Mercedes-AMG GT4	216.86	3	5:32.532
80	Ron Trenka	Greystone GT (GBR)	McLaren 570S GT4	216.43	22	38:49.889
17	Patrick Collins	Orange Racing powered by JMH	McLaren 570S GT4	216.00	17	28:36.120
25	Kavi Jundu	Paddock Motorsport	McLaren 570S GT4	215.56	24	40:26.688
69	Stephen Walton	Make Happen Racing	Mercedes-AMG GT4	214.71	15	24:19.818
26	Tehmur Chohan	Paddock Motorsport	McLaren 570S GT4	214.28	7	11:44.433
12	Jason Garrett	Petrolhead Motorsport	BMW E46	212.18	3	5:33.726
10	Callum Jenkins	Team Hard	Ginetta G55 GT4	209.30	3	5:22.317
4		Tecserve	Mercedes-AMG GT3			



# GT Cup Championship

## Lap Chart Race 3

Provisional

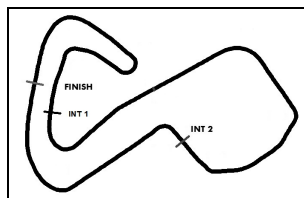


Brands Hatch, Length: 3916 m

Sunday, May 1, 2022 12:40:00

L/P	1	2	3	4	5	6	7	8	9	10	11	12	13	14	15	16	17	18	19	20	21	22	23	24	25	26	27	28	29	30	31	32	33	34	35	36	37	38	39	40	41	42	43	44	45					
LAP 1	66	67	16	23	7	61	247	9	13	20	28	50	56	17	51	69	6	26	78	96	77	3	14	25	86	10	80	12	SC																					
LAP 2	66	67	16	23	7	61	247	9	13	20	28	50	56	17	51	69	6	26	78	96	77	3	14	25	86	10	80	12	SC																					
LAP 3	66	67	16	23	7	61	247	9	13	20	28	50	56	17	51	69	6	26	78	96	77	3	14	25	86	10	80	12	SC																					
LAP 4	66	67	16	23	7	61	247	9	13	20	28	50	56	17	51	69	6	26	78	96	77	3	14	25	86	10	80	12	SC																					
LAP 5	66	67	16	23	7	61	247	9	13	20	28	50	56	17	51	69	6	26	78	96	3	77	14	25	86	10	80	12																						
LAP 6	66	67	16	23	7	61	247	9	13	20	28	50	56	17	51	69	SC																																	
LAP 6	6	26	78	96	3	77	14	25	86	10	80	12																																						
LAP 7	66	67	16	7	23	61	247	9	13	20	28	56	50	51	69	17	6	26	78	96	77	10	3	14	25	86	80	12	.12'																					
LAP 8	66	67	16	7	23	61	247	9	13	20	28	56	50	51	69	17	6	26	78	96	77	10	3	14	25	86	80	12'																						
LAP 9	66	67	16	7	23	61	247	9	13	20	28	56	50	51	69	17	6	26	78	96	77	10	3	14	25	86	80	12'																						
LAP 10	66	67	16	7	23	61	247	9	13	20	28	56	50	51	69	6	17	26	78	96	77	10	3	14	25	86	80																							
LAP 11	66	67	16	7	23	61	247	9	20	28	56	50	51	69	6	26	13	17	78	96	77	3	14	25	86	80	80'																							
LAP 12	66	67	16	7	23	61	247	9	20	28	56	50	51	69	6	13	26	17	78	96	77	3	14	25	86	25'	86'	80'																						
LAP 13	66	67	16	7	23	61	247	9	20	28	56	50	51	69	6	13	26	17	78	96	77	3	14																											
LAP 14	66	67	16	7	23	61	247	9	20	28	56	50	51	69	6	13	26	17	78																															
LAP 14	96	77	25																																															
LAP 14	3	86																																																
LAP 14	14	12	80																																															

.- PIT STOP ' - LAP BEHIND



# GT Cup Championship

## Pit Stops Race 3

Provisional



Brands Hatch, Length: 3916m

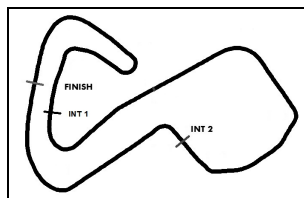
Air temperature: 15.09°C

Track temperature: 23.8°C

Weather condition: Dry

Sunday, May 1, 2022 12:40:00

Nr	Driver in	Day time in	Time in	Driver out	Day time out	Time out	Reason	Nett Time
12	Jason Garrett	12:57:52.870	18:33.068	Jason Garrett	13:01:46.969	22:27.167		3:54.099



# GT Cup Championship



## Sector List Race 3

Provisional

Brands Hatch, Length: 3916m

Air temperature: 15.09°C

Track temperature: 23.8°C

Weather condition: Dry

Sunday, May 1, 2022 12:40:00

Lap	Id	Time	SE1	SP1	SE2	SP2	SE3	SP3	TSP	Lap	Id	Time	SE1	SP1	SE2	SP2	SE3	SP3	TSP
<b>3 Gilbert / Birch</b>										<b>theoretical besttime: 1:33.414</b>									
1	0	2:47.999	1:04.514	115	1:07.973	102	35.512	117	76	8	0	1:35.627	30.479	177	42.915	149	22.233	224	231
2	0	2:35.749	46.847	97	1:13.783	99	35.119	113	73	9	0	<b>1:33.627</b>	29.584	181	<b>42.011</b>	<b>151</b>	<b>22.032</b>	<b>225</b>	231
3	0	2:33.125	46.967	117	1:12.529	121	33.629	122	81	10	0	1:34.055	29.542	180	42.445	147	22.068	227	228
4	0	2:29.201	45.549	94	1:09.303	104	34.349	123	74	11	0	1:35.651	30.968	173	42.436	140	22.247	227	231
5	0	2:23.024	43.415	119	1:04.947	128	34.662	98	89	12	0	1:36.452	29.831	160	43.665	142	22.956	225	228
6	0	1:58.074	39.007	158	54.087	115	24.980	220	129	13	0	1:33.922	<b>29.371</b>	<b>176</b>	42.327	140	22.224	227	<b>235</b>
7	0	1:38.715	32.167	170	43.493	135	23.055	222	227	14	0	1:34.285	29.493	171	42.654	145	22.138	218	229

<b>6 Stevenson / Kellet</b>										<b>theoretical besttime: 1:32.442</b>									
1	0	2:43.895	59.547	124	1:09.712	96	34.636	121	79	8	0	1:33.657	29.569	175	42.031	145	22.057	220	217
2	0	2:33.992	46.636	78	1:12.322	111	35.034	94	67	9	0	1:34.807	30.532	165	42.250	148	22.025	220	224
3	0	2:33.136	46.694	92	1:13.300	118	33.142	128	93	10	0	1:32.937	29.658	173	<b>41.219</b>	<b>146</b>	22.060	219	227
4	0	2:31.185	46.648	80	1:08.907	93	35.630	106	88	11	0	<b>1:32.832</b>	29.300	174	41.446	150	22.086	220	225
5	0	2:22.976	43.203	122	1:05.106	117	34.667	82	66	12	0	1:33.296	29.655	174	41.538	147	22.103	220	225
6	0	1:59.088	38.827	116	54.675	112	25.586	219	134	13	0	1:33.505	29.522	172	41.758	146	22.225	220	227
7	0	1:35.443	29.933	164	43.263	136	22.247	219	196	14	0	1:32.836	<b>29.280</b>	<b>171</b>	41.613	144	<b>21.943</b>	<b>220</b>	<b>227</b>

<b>7 Burgess / Dimmack</b>										<b>theoretical besttime: 1:26.058</b>									
1	0	2:33.419	47.433	99	1:10.815	89	35.171	114	80	8	0	<b>1:26.189</b>	27.560	196	<b>38.256</b>	<b>168</b>	20.373	242	252
2	0	2:34.822	45.682	81	1:11.278	99	37.862	120	85	9	0	1:26.726	27.813	194	38.376	153	20.537	242	253
3	0	2:31.707	45.034	97	1:10.789	86	35.884	114	85	10	0	1:26.482	<b>27.558</b>	<b>194</b>	38.680	169	<b>20.244</b>	<b>243</b>	<b>254</b>
4	0	2:29.427	45.465	108	1:09.627	88	34.335	91	75	11	0	1:26.358	27.747	196	38.323	170	20.288	243	252
5	0	2:26.199	43.485	94	1:07.407	96	35.307	94	80	12	0	1:27.145	27.847	193	38.662	162	20.636	243	252
6	0	1:59.582	36.668	118	58.300	81	24.614	239	160	13	0	1:27.055	27.841	194	38.585	160	20.629	243	253
7	0	1:29.119	28.655	191	39.918	159	20.546	243	244	14	0	1:28.451	27.865	197	40.048	147	20.538	231	247

<b>9 Gilbert, (#1) / Lunn</b>										<b>theoretical besttime: 1:29.661</b>									
1	0	2:36.381	50.456	95	1:10.725	81	35.200	114	72	8	0	1:30.506	28.576	183	<b>40.458</b>	<b>159</b>	21.472	227	235
2	0	2:34.478	45.581	76	1:12.173	96	36.724	85	90	9	0	1:31.245	29.171	179	40.691	151	21.383	231	234
3	0	2:31.843	45.145	85	1:11.922	132	34.776	114	86	10	0	<b>1:29.953</b>	<b>28.139</b>	<b>188</b>	40.730	158	21.084	231	<b>238</b>
4	0	2:29.466	45.597	75	1:09.428	89	34.441	113	84	11	0	1:30.122	28.185	187	40.604	155	21.333	231	237
5	0	2:26.047	43.151	96	1:07.225	86	35.671	83	82	12	0	1:30.337	28.571	183	40.702	157	<b>21.064</b>	<b>231</b>	236
6	0	1:59.712	36.407	118	57.880	82	25.425	224	158	13	0	1:30.797	28.624	182	41.014	159	21.159	229	236
7	0	1:31.346	29.452	181	40.595	156	21.299	227	235	14	0	1:31.464	28.894	179	41.144	158	21.426	215	235

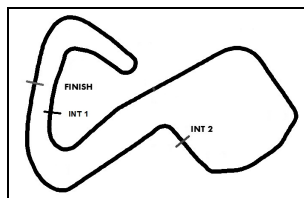
<b>10 Jenkins / Gilham</b>										<b>theoretical besttime: 1:33.746</b>									
1	0	2:50.208	1:06.891	96	1:08.957	115	34.360	123	69	7	0	1:35.144	29.954	162	42.690	157	<b>22.500</b>	<b>203</b>	209
2	0	2:35.459	47.333	118	1:13.568	100	34.558	113	89	8	0	1:34.211	29.875	167	41.757	161	22.579	203	210
3	0	2:33.249	48.102	126	1:11.912	111	33.235	129	88	9	0	<b>1:34.111</b>	29.887	169	<b>41.492</b>	<b>142</b>	22.732	206	<b>211</b>
4	0	2:29.721	46.150	86	1:09.211	87	34.360	132	78	10	0	1:35.023	<b>29.754</b>	<b>167</b>	42.632	147	22.637	206	211
5	0	2:23.544	44.816	132	1:07.068	123	31.660	115	73	11			31.971	163					
6	0	1:57.910	39.949	152	54.588	97	23.373	201	107										

<b>11 Price / MacLeod, GBR(#2)</b>										<b>theoretical besttime:</b>									
1		45.413	<b>108</b>																

<b>12 Garrett / Kakad</b>										<b>theoretical besttime: 1:42.049</b>									
1	0	2:52.080	1:08.247	120	1:12.670	119	31.163	124	69	6	0	1:59.423	40.941	151	53.426	103	25.056	201	145
2	0	2:34.967	48.299	139	1:15.280	127	31.388	105	80	7	0	<b>1:42.622</b>	32.728	164	<b>45.776</b>	<b>142</b>	24.118	203	<b>208</b>
3	0	2:33.695	50.589	138	1:13.414	129	29.692	140	73	8	0	5:48.809	32.408	163	56.191	128	4:20.210		147
4	0	2:29.901	47.418	131	1:09.825	126	32.658	112	61	9	0	1:57.373	42.123	131	50.698	141	24.552	204	177
5	0	2:23.537	46.554	148	1:07.891	129	29.092	94	83	10	0	1:43.792	<b>32.271</b>	<b>160</b>	47.519	142	<b>24.002</b>	<b>198</b>	203

<b>13 Webb, (#1) / Webb, (#2)</b>										<b>theoretical besttime: 1:29.426</b>									
1	0	2:37.075	51.625	87	1:10.530	76	34.920	121	79	8	0	1:31.070	28.645	186	39.877	160	22.548	226	235
2	0	2:34.817	45.668	82	1:12.155	98	36.994	86	85	9	0	1:30.605	29.171	185	40.137	158	21.297	229	234
3	0	2:31.738	45.037	98	1:11.707	127	34.994	117	86	10	0	<b>1:29.857</b>	28.985	184	<b>39.664</b>	<b>159</b>	<b>21.208</b>	<b>228</b>	<b>236</b>
4	0	2:29.507	45.264	90	1:09.582	109	34.661	150	89	11	0	1:56.494	<b>28.554</b>	<b>187</b>	1:05.737	149	22.203	224	235





# GT Cup Championship

## Sector List Race 3

Provisional



Brands Hatch, Length: 3916m

Air temperature: 15.09°C

Track temperature: 23.8°C

Weather condition: Dry

Sunday, May 1, 2022 12:40:00

Lap	Id	Time	SE1	SP1	SE2	SP2	SE3	SP3	TSP	Lap	Id	Time	SE1	SP1	SE2	SP2	SE3	SP3	TSP
5	0	2:25.856	42.933	102	1:07.039	86	35.884	80	91	12	0	1:34.443	30.111	138	42.721	146	21.611	226	232
6	0	1:59.489	36.494	132	57.641	81	25.354	225	158	13	0	1:31.196	28.945	183	40.608	149	21.643	227	235
7	0	1:31.568	29.349	185	40.399	158	21.820	226	235	14	0	1:33.747	28.984	184	42.260	143	22.503	210	236

### 14 Carter / Broadhurst

theoretical besttime: 1:34.092

1	0	2:48.779	1:05.152	114	1:08.099	108	35.528	115	67	8	0	1:36.096	30.780	169	42.592	147	22.724	209	216
2	0	2:35.575	46.858	106	1:13.662	95	35.055	105	74	9	0	<b>1:34.262</b>	29.629	171	42.218	155	<b>22.415</b>	<b>208</b>	217
3	0	2:33.010	47.404	107	1:12.162	122	33.444	123	83	10	0	1:34.543	29.933	170	<b>42.122</b>	<b>158</b>	22.488	209	216
4	0	2:29.616	45.716	91	1:09.319	100	34.581	111	73	11	0	1:35.830	30.123	170	43.037	150	22.670	210	212
5	0	2:23.494	44.585	138	1:07.557	138	31.352	111	78	12	0	1:35.736	<b>29.555</b>	<b>171</b>	42.605	150	23.576	209	<b>218</b>
6	0	1:57.941	40.008	155	53.612	106	24.321	205	119	13	0	1:34.870	30.117	170	42.229	154	22.524	208	216
7	0	1:37.832	31.457	165	43.685	152	22.690	209	215	14	0	1:35.489	29.689	171	43.085	142	22.715	209	216

### 16 Loggie, GBR(#1)

theoretical besttime: 1:25.358

1	2	2:31.419	44.209	101	1:12.153	77	35.057	97	120	8	2	1:26.953	27.265	185	38.941	166	20.747	225	230
2	2	2:33.727	45.696	80	1:11.095	94	36.936	139	80	9	2	1:25.722	<b>26.848</b>	<b>188</b>	38.244	166	20.630	225	231
3	2	2:32.943	45.621	77	1:11.490	85	35.832	97	89	10	2	<b>1:25.432</b>	26.867	187	38.065	169	20.500	225	232
4	2	2:30.007	44.398	96	1:10.773	99	34.836	85	85	11	2	1:25.653	27.143	186	<b>38.034</b>	<b>169</b>	<b>20.476</b>	<b>225</b>	<b>232</b>
5	2	2:24.126	43.372	88	1:07.165	91	33.589	110	73	12	2	1:25.948	27.016	186	38.192	167	20.740	225	230
6	2	2:02.521	38.101	112	58.380	77	26.040	221	144	13	2	1:26.319	27.367	185	38.336	169	20.616	225	232
7	2	1:28.069	28.017	186	39.189	166	20.863	224	231	14	2	1:26.952	27.090	187	38.903	161	20.959	225	232

### 17 Lindsay / Collins / Dendy

theoretical besttime: 1:33.534

1	1	2:41.677	57.386	127	1:09.451	107	34.840	123	97	8	1	1:34.094	29.690	166	41.978	150	22.426	210	217
2	1	2:34.159	46.193	97	1:11.926	111	36.040	78	78	9	1	1:34.359	30.347	168	<b>41.790</b>	<b>155</b>	<b>22.222</b>	<b>210</b>	217
3	1	2:31.978	45.694	83	1:13.218	120	33.066	100	97	10	1	1:34.963	29.651	170	42.607	144	22.705	210	217
4	1	2:31.076	46.334	80	1:09.641	99	35.101	117	82	11	1	1:36.246	30.263	166	43.407	145	22.576	210	213
5	1	2:24.126	42.158	101	1:06.739	91	35.229	74	82	12	1	1:36.513	29.819	145	44.176	149	22.518	210	209
6	1	2:00.209	37.503	97	56.225	105	26.481	208	145	13	1	<b>1:34.016</b>	<b>29.522</b>	<b>168</b>	41.995	149	22.499	210	<b>219</b>
7	1	1:35.973	30.753	151	42.763	149	22.457	208	210	14	1	1:34.122	29.757	169	41.980	148	22.385	207	217

### 20 Barrow

theoretical besttime: 1:31.116

1	1	2:38.175	53.639	111	1:09.831	112	34.705	125	74	8	1	1:31.550	<b>28.775</b>	<b>176</b>	40.910	161	21.865	215	224
2	1	2:34.582	46.183	80	1:11.662	100	36.737	75	91	9	1	<b>1:31.533</b>	29.091	176	<b>40.625</b>	<b>159</b>	21.817	217	225
3	1	2:32.009	45.305	88	1:11.731	130	34.973	107	90	10	1	1:31.603	28.991	175	40.896	160	<b>21.716</b>	<b>216</b>	<b>226</b>
4	1	2:30.017	45.497	93	1:09.486	112	35.034	131	89	11	1	1:32.092	29.294	175	40.885	159	21.913	217	225
5	1	2:25.221	42.229	93	1:07.359	87	35.633	70	100	12	1	1:32.412	29.363	175	41.244	163	21.805	217	224
6	1	1:59.543	36.681	116	57.432	82	25.430	215	160	13	1	1:32.423	29.226	175	41.175	160	22.022	216	224
7	1	1:32.017	29.233	<b>177</b>	41.010	161	21.774	216	224	14	1	1:32.981	29.528	175	41.206	159	22.247	214	224

### 23 Campbell / Webb, GBR(#2)

theoretical besttime: 1:26.997

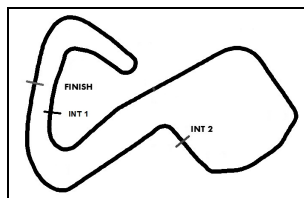
1	0	2:32.298	46.678	92	1:10.454	86	35.166	123	66	8	0	<b>1:27.214</b>	<b>27.566</b>	<b>186</b>	38.835	167	20.813	226	233
2	0	2:34.966	45.815	73	1:10.982	92	38.169	136	83	9	0	1:27.950	27.771	186	39.137	167	21.042	230	232
3	0	2:31.565	44.922	105	1:11.196	77	35.447	108	81	10	0	1:27.777	28.058	185	38.947	168	20.772	227	233
4	0	2:29.838	45.529	116	1:09.718	101	34.591	86	89	11	0	1:27.401	27.610	187	<b>38.758</b>	<b>171</b>	21.033	229	233
5	0	2:25.933	43.431	91	1:07.403	91	35.099	110	75	12	0	1:27.329	27.588	187	38.809	167	20.932	227	<b>234</b>
6	0	2:00.501	36.636	107	58.288	79	25.577	222	135	13	0	1:27.675	27.662	184	38.946	167	21.067	225	233
7	0	1:29.944	28.386	187	40.573	163	20.985	226	232	14	0	1:27.312	27.632	185	39.007	167	<b>20.673</b>	<b>227</b>	233

### 25 Jundu / Hatfield / Ritson

theoretical besttime: 1:34.442

1	0	2:49.318	1:05.816	108	1:08.365	101	35.137	115	73	8	0	1:35.828	30.340	163	42.737	144	22.751	207	213
2	0	2:35.648	47.107	106	1:13.547	102	34.994	101	86	9	0	1:34.870	29.896	167	42.401	157	22.573	205	213
3	0	2:33.012	47.404	121	1:12.325	119	33.283	123	78	10	0	<b>1:34.638</b>	<b>29.487</b>	<b>168</b>	<b>42.397</b>	<b>155</b>	22.754	206	<b>215</b>
4	0	2:29.749	46.040	82	1:09.192	96	34.517	113	71	11	0	1:35.395	30.314	167	42.523	136	<b>22.558</b>	<b>207</b>	213
5	0	2:23.592	44.559	137	1:07.443	123	31.590	108	76	12	0	1:35.242	29.746	168	42.481	153	23.015	206	213
6	0	1:57.936	39.992	155	53.714	94	24.230	201	120	13	0	1:38.232	31.946	166	42.726	153	23.560	203	211
7	0	1:37.749	31.082	157	43.684	147	22.983	205	210										





# GT Cup Championship

## Sector List Race 3

Provisional



Brands Hatch, Length: 3916m

Air temperature: 15.09°C

Track temperature: 23.8°C

Weather condition: Dry

Sunday, May 1, 2022 12:40:00

Lap	Id	Time	SE1	SP1	SE2	SP2	SE3	SP3	TSP	Lap	Id	Time	SE1	SP1	SE2	SP2	SE3	SP3	TSP
<b>26 Chohan / Roche</b>										<b>theoretical besttime: 1:33.441</b>									
1	2	2:44.342	1:00.293	116	1:09.461	101	34.588	117	77	8	2	1:33.790	29.583	169	41.849	152	22.358	207	212
2	2	2:34.167	46.765	71	1:12.491	112	34.911	100	80	9	2	1:34.866	30.004	168	42.215	147	22.647	208	<b>214</b>
3	2	2:33.182	46.580	91	1:13.493	128	33.109	131	88	10	2	1:33.816	<b>29.340</b>	<b>169</b>	<b>41.761</b>	<b>142</b>	22.715	206	213
4	2	2:31.312	46.380	93	1:09.184	91	35.748	107	99	11	2	1:34.496	30.130	167	41.847	159	22.519	206	213
5	2	2:22.750	43.035	104	1:04.878	116	34.837	78	64	12	2	1:36.711	29.962	127	44.365	152	22.384	206	209
6	2	1:59.141	38.588	116	54.963	116	25.590	205	128	13	2	1:33.795	29.364	168	41.807	155	22.624	202	213
7	2	1:35.479	29.697	168	43.242	148	22.540	206	213	14	2	<b>1:33.747</b>	29.474	167	41.933	153	<b>22.340</b>	<b>207</b>	212

<b>28 Bailey, (#1) / Wylie</b>										<b>theoretical besttime: 1:32.220</b>									
1	0	2:39.512	54.204	100	1:10.531	106	34.777	137	80	8	0	<b>1:32.562</b>	29.709	179	<b>41.078</b>	<b>136</b>	<b>21.775</b>	229	
2	0	2:33.971	45.706	85	1:11.912	105	36.353	85	78	9	0	1:32.945	29.420	178	41.587	143	21.938	231	223
3	0	2:32.394	45.733	83	1:12.880	119	33.781	109	81	10	0	1:33.318	29.906	176	41.565	136	21.847	238	232
4	0	2:30.487	45.368	88	1:09.723	100	35.396	104	80	11	0	1:33.886	29.754	169	42.160	136	21.972	234	226
5	0	2:24.290	41.565	115	1:07.025	100	35.700	71	93	12	0	1:33.740	29.869	173	41.705	141	22.166	232	<b>234</b>
6	0	1:59.917	37.221	128	56.804	97	25.892	230	125	13	0	1:32.987	29.542	171	41.489	145	21.956	235	228
7	0	1:33.220	30.101	177	41.287	143	21.832	233	233	14	0	1:33.278	<b>29.367</b>	<b>171</b>	41.792	138	22.119	228	228

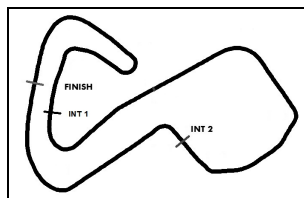
<b>50 Wallis / Maher-Loughnan</b>										<b>theoretical besttime: 1:32.430</b>									
1	1	2:40.106	55.120	118	1:10.547	109	34.439	140	76	8	1	1:33.801	29.598	171	41.481	146	22.722	210	217
2	1	2:34.394	46.044	84	1:11.857	112	36.493	78	75	9	1	<b>1:32.582</b>	<b>29.236</b>	<b>172</b>	41.041	153	22.305	211	218
3	1	2:31.919	45.681	81	1:12.843	127	33.395	110	79	10	1	1:32.655	29.271	172	41.083	151	22.301	211	218
4	1	2:30.929	45.886	79	1:09.660	94	35.383	99	77	11	1	1:32.884	29.354	172	<b>41.001</b>	<b>151</b>	22.529	210	218
5	1	2:24.035	41.881	108	1:06.630	106	35.524	70	76	12	1	1:33.887	29.566	170	41.990	151	22.331	211	216
6	1	2:00.116	37.558	100	56.552	105	26.006	210	147	13	1	1:33.392	29.305	171	41.698	150	22.389	211	<b>219</b>
7	1	1:34.618	29.884	171	42.293	143	22.441	210	216	14	1	1:32.956	29.351	171	41.412	150	<b>22.193</b>	<b>212</b>	219

<b>51 Graham / Hethrington</b>										<b>theoretical besttime: 1:32.392</b>									
1	0	2:42.476	58.521	140	1:09.076	97	34.879	115	80	8	0	1:33.027	29.272	170	41.426	150	22.329	207	216
2	0	2:34.010	46.457	89	1:12.184	111	35.369	84	56	9	0	1:32.731	29.390	169	41.102	152	22.239	208	216
3	0	2:32.913	45.948	89	1:13.596	112	33.369	108	102	10	0	<b>1:32.620</b>	29.347	168	<b>41.078</b>	<b>153</b>	22.195	208	216
4	0	2:30.739	45.796	88	1:09.586	94	35.357	96	79	11	0	1:32.681	<b>29.245</b>	<b>169</b>	41.326	153	22.110	209	216
5	0	2:23.426	43.368	125	1:05.166	101	34.892	73	75	12	0	1:34.091	29.549	166	42.473	153	<b>22.069</b>	<b>208</b>	212
6	0	1:59.874	39.128	144	54.726	111	26.020	<b>209</b>	138	13	0	1:33.249	29.268	170	41.654	154	22.327	208	<b>217</b>
7	0	1:33.852	30.191	166	41.515	149	22.146	208	214	14	0	1:32.863	29.280	170	41.496	155	22.087	206	216

<b>56 Millington / Simonsen, DNK(#2)</b>										<b>theoretical besttime: 1:32.143</b>									
1	0	2:40.983	56.251	138	1:09.819	107	34.913	131	81	8	0	1:33.831	29.692	178	41.723	148	22.416	227	235
2	0	2:33.987	45.537	90	1:12.109	127	36.341	77	83	9	0	1:32.610	29.170	179	<b>41.223</b>	<b>150</b>	22.217	228	235
3	0	2:32.058	45.606	80	1:13.004	126	33.448	106	90	10	0	<b>1:32.570</b>	29.145	181	41.473	154	<b>21.952</b>	<b>227</b>	235
4	0	2:31.117	45.904	74	1:09.576	107	35.637	102	80	11	0	1:32.838	<b>28.968</b>	<b>179</b>	41.606	147	22.264	228	<b>237</b>
5	0	2:23.824	41.642	108	1:06.602	100	35.580	69	77	12	0	1:34.021	29.511	160	42.329	154	22.181	227	236
6	0	2:00.097	37.323	103	56.548	111	26.226	225	150	13	0	1:33.524	29.319	165	41.919	146	22.286	216	233
7	0	1:33.358	29.590	170	41.560	149	22.208	226	234	14	0	1:32.769	29.210	179	41.545	154	22.014	226	234

<b>61 Dhillon, (#1) / Amici, ITA(#2)</b>										<b>theoretical besttime: 1:27.339</b>									
1	0	2:34.027	48.489	106	1:10.661	82	34.877	103	95	8	0	1:27.778	27.724	185	39.136	165	<b>20.918</b>	<b>225</b>	232
2	0	2:34.864	46.125	75	1:11.271	92	37.468	108	94	9	0	1:28.011	27.740	185	39.291	168	20.980	224	231
3	0	2:31.880	45.057	87	1:11.381	108	35.442	100	92	10	0	1:28.363	27.918	183	39.229	166	21.216	225	232
4	0	2:29.152	45.141	110	1:09.880	83	34.131	86	91	11	0	1:27.930	27.720	185	39.234	169	20.976	225	232
5	0	2:26.367	43.688	83	1:07.324	92	35.355	104	93	12	0	1:28.020	27.686	184	39.292	167	21.042	225	231
6	0	2:00.064	36.579	110	58.184	80	25.301	223	163	13	0	1:28.516	28.074	182	39.225	171	21.217	224	232
7	0	1:30.803	27.955	185	40.036	168	22.812	<b>225</b>	<b>232</b>	14	0	<b>1:27.537</b>	<b>27.487</b>	<b>186</b>	<b>38.934</b>	<b>173</b>	21.116	223	232

<b>66 Tillbrook / Clutton</b>										<b>theoretical besttime: 1:24.618</b>									
1	0	2:29.485	40.715	146	1:12.567	78	36.203	91	156	8	0	1:25.873	27.053	188	38.148	168	20.672	226	233
2	0	2:32.889	45.689	79	1:09.962	80	37.238	89	87	9	0	1:25.033	<b>26.770</b>	<b>188</b>	37.845	173	20.418	227	233
3	0	2:33.552	45.981	93	1:11.263	114	36.308	103	103	10	0	1:25.181	26.986	189	37.814	176	20.381	227	234
4	0	2:29.359	44.489	85	1:09.985	85	34.885	85	92	11	0	1:25.419	27.243	188	37.913	173	20.263	228	234
5	0	2:24.897	43.654	116	1:07.101	83	34.142	129	96	12	0	<b>1:24.845</b>	26.857	188	<b>37.609</b>	<b>177</b>	20.379	228	234



# GT Cup Championship



## Sector List Race 3

Provisional

Brands Hatch, Length: 3916m

Air temperature: 15.09°C

Track temperature: 23.8°C

Weather condition: Dry

Sunday, May 1, 2022 12:40:00

Lap	Id	Time	SE1	SP1	SE2	SP2	SE3	SP3	TSP	Lap	Id	Time	SE1	SP1	SE2	SP2	SE3	SP3	TSP
6	0	2:02.767	37.370	103	59.525	69	25.872	225	184	13	0	1:25.062	27.151	189	37.672	169	<b>20.239</b>	<b>229</b>	<b>235</b>
7	0	1:27.031	27.415	188	38.786	165	20.830	226	232	14	0	1:28.129	26.967	188	40.117	159	21.045	227	231

### 67 Orange / O'Brien

theoretical besttime: 1:24.618

1	0	2:30.667	43.159	99	1:11.395	78	36.113	98	133	8	0	1:25.467	27.214	188	37.871	166	20.382	228	235
2	0	2:33.602	45.480	85	1:10.903	95	37.219	138	93	9	0	1:25.352	27.127	190	37.978	161	20.247		235
3	0	2:32.996	45.171	72	1:11.715	91	36.110	95	98	10	0	1:24.780	27.045	190	37.520	167	<b>20.215</b>		236
4	0	2:29.724	44.358	98	1:10.844	97	34.522	100	82	11	0	1:25.602	27.262	182	38.125	160	20.215		235
5	0	2:24.427	43.791	93	1:06.912	90	33.724	105	89	12	0	<b>1:24.639</b>	<b>26.892</b>	<b>189</b>	<b>37.511</b>	<b>169</b>	20.236	231	<b>237</b>
6	0	2:02.295	38.121	110	58.238	76	25.936		154	13	0	1:25.165	27.380	189	37.525	173	20.260		237
7	0	1:27.034	27.849	187	38.552	157	20.633	227	234	14	0	1:28.067	26.945	191	40.026	159	21.096	221	236

### 69 Walton / Hart

theoretical besttime: 1:32.927

1	0	2:43.115	58.993	125	1:09.480	79	34.642	108	78	8	0	1:33.930	29.403	169	41.808	158	22.719	206	213
2	0	2:33.869	46.503	73	1:12.231	93	35.135	94	61	9	0	1:33.430	29.428	168	41.413	161	22.589	207	214
3	0	2:33.062	46.028	114	1:13.683	118	33.351	131	110	10	0	1:33.459	29.503	169	<b>41.407</b>	<b>162</b>	22.549	208	<b>215</b>
4	0	2:31.061	45.865	120	1:09.682	91	35.514	121	80	11	0	<b>1:33.081</b>	<b>29.193</b>	<b>170</b>	41.445	160	22.443	208	215
5	0	2:23.238	43.296	122	1:05.051	109	34.891	74	66	12	0	1:34.496	30.224	168	41.671	161	22.601	208	214
6	0	1:59.531	38.929	120	54.592	118	26.010	207	141	13	0	1:33.099	29.340	169	41.432	163	<b>22.327</b>	<b>208</b>	214
7	0	1:34.509	29.987	166	42.019	157	22.503	207	215	14	0	1:33.529	29.578	167	41.538	161	22.413	208	214

### 77 Hopton / Hankey, GBR(#2)

theoretical besttime: 1:33.166

1	0	2:47.256	1:03.658	116	1:08.412	103	35.186	109	83	8	0	1:34.612	29.715	170	42.314	153	22.583	209	219
2	0	2:35.219	46.361	87	1:13.634	103	35.224	110	76	9	0	1:35.553	30.140	171	42.680	154	22.733	210	218
3	0	2:33.214	47.156	110	1:12.541	120	33.517	107	81	10	0	1:35.127	29.845	171	42.690	155	22.592	208	217
4	0	2:30.318	45.831	97	1:08.998	88	35.489	104	80	11	0	1:34.450	29.916	171	41.998	158	22.536	210	217
5	0	2:23.680	44.308	112	1:05.501	138	33.871	104	93	12	0	1:36.264	29.606	154	44.166	152	22.492	211	216
6	0	1:57.996	39.494	160	53.992	112	24.510	207	127	13	0	<b>1:33.166</b>	<b>29.144</b>	<b>171</b>	<b>41.619</b>	<b>149</b>	<b>22.403</b>	<b>209</b>	<b>220</b>
7	0	1:35.371	31.108	167	41.684	<b>162</b>	22.579	209	218	14	0	1:34.214	29.638	173	42.055	156	22.521	208	218

### 78 Docker / Albert

theoretical besttime: 1:33.566

1	1	2:45.477	1:01.428	135	1:09.014	97	35.035	118	74	8	1	<b>1:33.826</b>	29.692	170	<b>41.755</b>	<b>147</b>	22.379	210	217
2	1	2:34.013	46.520	74	1:12.707	116	34.786	92	80	9	1	1:34.759	29.582	167	42.546	146	22.631	207	216
3	1	2:33.734	46.594	99	1:13.640	129	33.500	110	95	10	1	1:33.926	<b>29.485</b>	<b>168</b>	41.896	149	22.545	210	<b>218</b>
4	1	2:30.756	45.877	96	1:09.415	112	35.464	91	84	11	1	1:35.560	29.625	169	43.427	149	22.508	209	208
5	1	2:22.916	42.931	116	1:05.138	117	34.847	85	85	12	1	1:36.521	29.844	156	44.285	151	22.392	210	215
6	1	1:58.830	37.996	132	55.500	106	25.334	208	126	13	1	1:34.258	29.625	167	42.239	145	22.394	209	216
7	1	1:35.608	29.913	169	43.153	148	22.542	208	216	14	1	1:33.840	29.594	166	41.920	150	<b>22.326</b>	<b>210</b>	217

### 80 Trenka / Lancaster

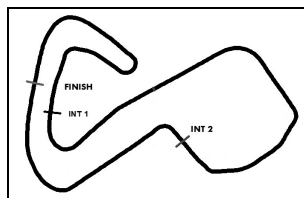
theoretical besttime: 1:37.036

1	0	2:51.207	1:07.761	121	1:10.920	137	32.526	129	73	8	0	1:38.409	30.847	164	44.125	153	23.437	203	212
2	0	2:35.338	48.182	141	1:13.078	129	34.078	102	83	9	0	1:38.653	30.881	166	44.113	152	23.659	204	211
3	0	2:33.099	49.912	149	1:11.919	139	31.268	125	78	10	0	1:37.716	30.728	166	43.784	151	<b>23.204</b>	<b>204</b>	212
4	0	2:29.973	46.945	128	1:08.360	104	34.668	115	77	11	0	1:39.502	31.110	163	44.794	146	23.598	202	208
5	0	2:23.351	45.778	153	1:06.499	140	31.074	103	85	12	0	1:40.805	31.939	165	45.040	153	23.826	204	196
6	0	1:58.628	41.096	158	53.306	100	24.226	201	127	13	0	<b>1:37.052</b>	<b>30.361</b>	<b>167</b>	<b>43.471</b>	<b>157</b>	23.220	204	210
7	0	1:39.988	31.972	165	44.577	153	23.439	204	<b>213</b>										

### 86 Creswick / Dymond

theoretical besttime: 1:34.543

1	0	2:49.871	1:06.202	96	1:08.870	113	34.799	125	77	8	0	1:36.263	30.260	166	43.144	141	22.859	208	216
2	0	2:35.553	47.225	109	1:13.428	97	34.900	98	88	9	0	1:35.658	30.108	166	43.126	144	<b>22.424</b>	<b>208</b>	215
3	0	2:33.062	48.013	131	1:11.850	114	33.199	129	71	10	0	<b>1:34.554</b>	<b>29.768</b>	<b>168</b>	<b>42.351</b>	<b>154</b>	22.435	209	<b>217</b>
4	0	2:29.594	46.145	84	1:09.105	91	34.344	117	80	11	0	1:34.824	29.797	169	42.455	146	22.572	209	216
5	0	2:23.654	44.891	143	1:07.235	128	31.528	102	72	12	0	1:34.957	29.774	167	42.557	146	22.626	209	216
6	0	1:57.878	40.019	158	53.801	99	24.058	206	106	13	0	1:39.632	31.327	168	45.395	146	22.910	207	213
7	0	1:38.007	31.082	166	43.959	145	22.966	206	216										



# GT Cup Championship

## Sector List Race 3

Provisional



Brands Hatch, Length: 3916m

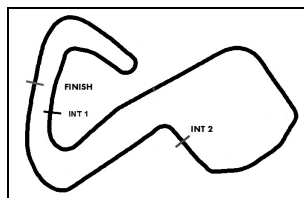
Air temperature: 15.09°C

Track temperature: 23.8°C

Weather condition: Dry

Sunday, May 1, 2022 12:40:00

Lap	Id	Time	SE1	SP1	SE2	SP2	SE3	SP3	TSP	Lap	Id	Time	SE1	SP1	SE2	SP2	SE3	SP3	TSP
<b>96 Currie</b>										<b>theoretical besttime: 1:34.003</b>									
1	0	2:46.378	1:02.927	114	1:07.864	114	35.587	125	78	8	0	1:35.183	30.073	168	42.289	154	22.821	208	216
2	0	2:34.179	46.570	79	1:13.181	112	34.428	124	81	9	0	1:35.575	30.253	168	42.462	153	22.860	208	216
3	0	2:33.624	47.189	103	1:13.249	104	33.186	94	89	10	0	1:35.166	29.984	167	42.577	154	<b>22.605</b>	<b>209</b>	216
4	0	2:30.987	46.274	91	1:09.215	109	35.498	101	80	11	0	<b>1:34.221</b>	29.855	169	<b>41.696</b>	<b>153</b>	22.670	209	216
5	0	2:22.320	43.372	105	1:04.507	133	34.441	110	104	12	0	1:34.898	29.802	169	42.434	158	22.662	210	<b>218</b>
6	0	1:58.697	38.615	161	55.152	112	24.930	208	130	13	0	1:34.530	29.721	169	42.199	154	22.610	209	216
7	0	1:35.913	30.195	<b>170</b>	42.814	137	22.904	209	216	14	0	1:34.280	<b>29.702</b>	<b>170</b>	41.921	158	22.657	210	216
<b>247 Khera / McDonald</b>										<b>theoretical besttime: 1:28.602</b>									
1	0	2:34.717	49.319	130	1:10.537	74	34.861	106	99	8	0	1:29.374	28.712	185	39.604	163	21.058	230	<b>238</b>
2	0	2:34.835	46.021	80	1:11.563	93	37.251	108	97	9	0	<b>1:28.801</b>	28.288	187	<b>39.384</b>	<b>154</b>	21.129	230	237
3	0	2:31.833	45.273	82	1:11.398	107	35.162	112	90	10	0	1:28.881	28.319	185	39.508	155	21.054	229	237
4	0	2:29.335	45.445	104	1:09.633	91	34.257	100	96	11	0	1:29.096	28.524	184	39.618	155	<b>20.954</b>	<b>231</b>	236
5	0	2:26.333	43.688	91	1:07.276	89	35.369	91	87	12	0	1:29.991	28.509	178	40.416	150	21.066	230	235
6	0	1:59.789	36.631	114	57.933	85	25.225	228	166	13	0	1:30.112	28.758	145	40.288	162	21.066	229	236
7	0	1:30.543	28.987	<b>187</b>	39.945	150	21.611	228	238	14	0	1:30.873	<b>28.264</b>	<b>180</b>	40.441	156	22.168	224	238



# GT Cup Championship

## Top speed list Race 3

Provisional



Brands Hatch, Length: 3916m

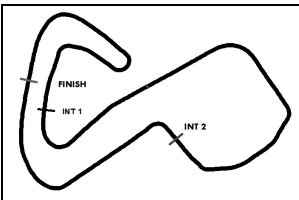
Air temperature: 15.09°C

Track temperature: 23.8°C

Weather condition: Dry

Sunday, May 1, 2022 12:40:00

#	Name (NAT)	Team	Car name	Speed	Lap	Race time
7	Ben Dimmack	Raw Motorsport	Radical RXC	254.11	10	19:40.393
247	Lucky Khera	Racelab	Ferrari 488 Challenge	238.93	8	16:51.952
9	Warren Gilbert	Topcats Racing	Lamborghini Super Trofeo	238.41	10	19:55.455
56	Roy Millington	FF Corse	Ferrari 458 Challenge EVO	237.36	11	21:39.664
67	Simon Orange	Orange Racing powered by JMH	McLaren 720S GT3	237.36	12	22:24.227
13	James Webb	Team Webb	Lamborghini Super Trofeo	236.32	10	19:56.659
3	Charlotte Birch	Topcats Racing	Lamborghini Super Trofeo	235.80	13	25:07.327
66	Morgan Tillbrook	Enduro Motorsport	McLaren 720S GT3	235.29	13	23:49.039
28	Paul Bailey	SB Race Engineering	McLaren MP4-12C Cam Am	234.78	12	23:13.395
23	Ian Campbell	Greystone GT (GBR)	McLaren 720S GT3	234.27	12	22:38.968
61	John Dhillon	Scott Sport	Lamborghini Huracan GT3	232.75	7	15:20.266
16	Ian Loggie (GBR)	Ram Racing (GBR)	Mercedes-AMG GT3	232.75	11	21:03.714
6	Alex Stevenson	Century Motorsport	Ginetta G56 Supercup	227.84	14	26:26.947
20	Tom Barrow	Saxon Motorsport	BMW 150 GTR	226.41	10	20:00.049
77	Mark Hopton	Greystone GT (GBR)	McLaren 570S GT4	220.40	13	25:05.016
50	Sam Maher-Loughnan	Valluga Racing	Porsche Cayman 718 RS Clubsport	219.51	13	24:48.432
17	Russ Lindsay	Orange Racing powered by JMH	McLaren 570S GT4	219.51	13	25:01.964
78	Tim Docker	Fox Motorsport	McLaren 570S GT4	218.62	10	20:16.368
96	Jon Currie	Make Happen Racing	Mercedes-AMG GT4	218.62	12	23:29.314
14	Phillip Carter	Greystone GT (GBR)	McLaren 570S GT4	218.18	12	23:33.898
51	Matthew Graham	Valluga Racing	Porsche Cayman Clubsport GT4	217.74	13	24:48.788
86	Timothy Creswich	Caffeine Six by Parr Motorsport	Porsche Cayman Clubsport GT4	217.30	10	20:26.290
69	Chris Hart	Make Happen Racing	Mercedes-AMG GT4	215.56	10	20:12.141
25	Kavi Jundu	Paddock Motorsport	McLaren 570S GT4	215.13	10	20:24.289
26	Tom Roche	Paddock Motorsport	McLaren 570S GT4	214.28	9	18:41.460
80	Ron Trenka	Greystone GT (GBR)	McLaren 570S GT4	213.43	7	15:41.237
10	Callum Jenkins	Team Hard	Ginetta G55 GT4	211.35	9	18:46.339
12	Jason Garrett	Petrolhead Motorsport	BMW E46	208.09	7	15:44.759
11		Ram Racing (GBR)	Mercedes-AMG GT3			



## GT Cup Championship

### Lap Chart Race 4

## Provisional

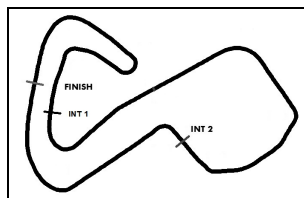


Brands Hatch, Length: 3916 m

**Sunday, May 1, 2022 15:10:00**

L/P	1	2	3	4	5	6	7	8	9	10	11	12	13	14	15	16	17	18	19	20	21	22	23	24	25	26	27	28	29	30	31	32	33	34	35	36	37	38	39	40	41	42	43	44	45								
LAP 1	67	66	23	7	61	247	13	9	20	28	56	50	51	69	6	3	77	78	26	17	96	86	14	80	25	12	10	SC																									
LAP 2	67	66	7	23	13	247	9	20	51	50	28	61	3	69	56	6	77	78	17	10	86	26	96	14	25	12	80																										
LAP 3	67	66	23	9	247	51	13	20	61	50	28	3	69	56	6	77	26	78	86	17	96	14	25	12	80	.7'																											
LAP 4	67	66	23	247	9	61	51	20	50	13	28	3	77	69	26	56	78	6	86	96	17	14	25	12	80																												
LAP 5	67	66	23	247	61	9	20	51	50	28	77	26	3	69	78	56	6	14	86	96	25	12	17	80	.13'																												
LAP 6	67	66	23	247	61	20	9	51	77	26	50	28	78	69	3	56	96	86	6	25	14	12	17	80	.13'																												
LAP 7	67	61	247	23	20	9	77	26	51	78	28	69	50	86	96	56	25	3	14	6	12	.66	17	80																													
LAP 8	61	247	23	20	77	26	9	78	28	86	69	51	96	50	25	14	56	3	12	6	66	.67	17	80'																													
LAP 9	61	247	23	20	77	26	78	9	86	69	28	96	50	25	51	14	66	12	56	3	6	67	17'	80'																													
LAP 10	61	247	23	77	20	26	78	9	86	69	28	96	14	66	25	50	12	67	56	3	6	17'	80'	.51'																													
LAP 11	61	247	23	77	26	20	78	9	86	66	69	14	28	96	25	50	12	67	56'	3'	6'	17'	51'	80'																													
LAP 12	61	247	23	77	26	20	78	66	9	86	69	14	28	96	67	25	12	50'	6'	56'	3'	17'	51'	80'																													
LAP 13	61	247	23	77	26	20	66	78	9	69	86	14	67	28	96	25'	12'	50'	6'	56'	3'	.17'	.80'	.51'																													
LAP 14	61	247	23	20	66	67	9	28'	96'	12'	6'	56'	3'	.26'	.77'	.69'	.86'	.25'	.14'	.78'	.50'	17'	80'	51'																													
LAP 15	61	247	23	66	20	67	9'	28'	96'	12'	6'	56'	3'	.26'	.77'	.69'	.86'	14'	.25'	78'	50'	17'	80'	51'																													
LAP 16	61	247	66	23	67	9	28'	6'	.20'	56'	3'	77'	26'	69'	.96'	86'	14'	25'	78'	.12'	50'	17'	80'	51'																													
LAP 17	61	247	66	67	20'	77	26'	3'	.23'	69'	86'	14'	25'	78'	96'	12'	.28'	.9'	.6'	50'	.56'	17'	80'	51'																													
LAP 18	61	.247	.66	20	77	26	3'	.67'	23'	69'	86'	14'	25'	78'	96'	12'	28'	9'	6'	50'	56'	17'	80'	51'																													
LAP 19	.61	247	66	20	77	26	23'	67'	69'	14'	86'	25'	78'	96'	12'	28'	9'	6'	50'	56'	80'	17'	51'	.3'																													
LAP 20	61	247	66	77	20	23	67'	26'	69'	14'	86'	25'	78'	96'	28'	6'	9'	50'	12'	56'	80'	17'	51'	3'																													
LAP 21	61	247	66	77	67	20	23'	26'	69'	14'	86'	25'	78'	96'	28'	6'	9'	56'	50'	12'	80'	51'	17'	3'																													
LAP 22	61	247	66	67	23'	77	20'	26'	69'	14'	86'	25'	78'	96'	28'	6'	9'	56'	50'	12'	80'	51'	17'	3'																													
LAP 23	61	247	66	67	23'	77	20'	26'	69'	14'	86'	25'	78'	28'	96'	6'	9'	56'	50'	12'	80'	51'	17'	3'																													
LAP 24	61	247	66	67	23	77	20'	69'	14'	86'	25'	78'	28'	6'	.26'	9'	56'	96'	50'	12'	80'	51'	17'	3'																													
LAP 25	61	66	247	67	23	77	20'	69'	14'	86'	78'	25'	28'	6'	9'	56'	96'	50'	12'	80'	51'	17'	3'	.26'																													
LAP 26	61	66	247	67	23	20	77'	69'	14'	86'	78'	25'	6'	28'	56'	9'	50'	96'	80'	12'	51'	17'	3'																														
LAP 27	61	66	247	67	23	20	77'	69'	14'	86'	78'	25'	6'	28'	56'	9'	50'	96'	80'	12'	51'	17'	3'																														
LAP 28	61	66	247	67	23	20	77'	69'	14'	86'	78'	25'	6'	28'	56'	9'	50'	96'	80'	12'	51'																																
LAP 29	61	66	247	23	.67'	20	77'	69'	14'	86'	78'	25'	6'	28'	56'	50'	9'	96'																																			
LAP 30	61	66	247	23	67'	20	77'	69'	14'	86'																																											
LAP 31	61	66	247	23	67																																																
LAP 31	78	6																																																			
LAP 31	17	80	25	28	56	12	51																																														

.- PIT STOP ' - LAP BEHIND



# GT Cup Championship

## Pit Stops Race 4

Provisional



Brands Hatch, Length: 3916m

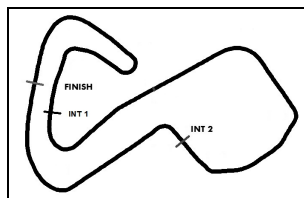
Air temperature: 13.57°C

Track temperature: 15.6°C

Weather condition: Wet

Sunday, May 1, 2022 15:10:00

Nr	Driver in	Day time in	Time in	Driver out	Day time out	Time out	Reason	Nett Time
7	Steve Burgess	15:16:28.147	5:54.935				Technical	
13	Tom Webb	15:20:14.058	9:40.846	Tom Webb	15:22:06.992	11:33.780	Technical	1:52.934
66	Morgan Tillbrook	15:22:48.008	12:14.796	Morgan Tillbrook	15:23:48.867	13:15.655	Technical	1:00.859
13	Tom Webb	15:24:06.219	13:33.007				Technical	
67	Simon Orange	15:24:14.387	13:41.175	Simon Orange	15:25:31.919	14:58.707	Technical	1:17.532
51	Matthew Graham	15:29:02.270	18:29.058	Matthew Graham	15:30:01.743	19:28.531	Technical	59.473
77	Mark Hopton	15:34:50.724	24:17.512	Mark Hopton	15:36:27.462	25:54.250		1:36.738
26	Tehmur Chohan	15:34:51.992	24:18.780	Tehmur Chohan	15:36:22.710	25:49.498		1:30.718
17	Russ Lindsay	15:35:03.505	24:30.293	Russ Lindsay	15:36:33.305	26:00.093		1:29.800
78	Tim Docker	15:35:14.262	24:41.050	Tim Docker	15:37:06.817	26:33.605		1:52.555
51	Matthew Graham	15:35:18.278	24:45.066	Matthew Graham	15:37:33.947	27:00.735		2:15.669
69	Stephen Walton	15:35:20.830	24:47.618	Stephen Walton	15:36:41.790	26:08.578		1:20.960
86	Timothy Creswich	15:35:21.829	24:48.617	Timothy Creswich	15:36:58.487	26:25.275		1:36.658
14	Phillip Carter	15:35:23.232	24:50.020	Phillip Carter	15:37:05.666	26:32.454		1:42.434
25	Kavi Jundu	15:35:31.806	24:58.594	Kavi Jundu	15:37:03.060	26:29.848		1:31.254
80	Ron Trenka	15:35:41.207	25:07.995	Ron Trenka	15:37:15.936	26:42.724		1:34.729
50	James Wallis	15:35:47.408	25:14.196	James Wallis	15:37:58.610	27:25.398		2:11.202
20	Tom Barrow	15:38:05.318	27:32.106	Tom Barrow	15:39:30.868	28:57.656		1:25.550
96	Jon Currie	15:38:51.614	28:18.402	Jon Currie	15:40:12.675	29:39.463		1:21.061
12	Sacha Kakad	15:38:54.515	28:21.303	Sacha Kakad	15:40:30.402	29:57.190		1:35.887
23	Ian Campbell	15:39:38.899	29:05.687	Ian Campbell	15:41:27.613	30:54.401		1:48.714
247	Lucky Khera	15:40:22.852	29:49.640	Lucky Khera	15:42:05.866	31:32.654		1:43.014
9	Jensen Lunn	15:40:30.061	29:56.849	Jensen Lunn	15:42:35.886	32:02.674		2:05.825
28	Paul Bailey	15:40:34.530	30:01.318	Paul Bailey	15:42:32.063	31:58.851		1:57.533
66	Morgan Tillbrook	15:40:54.297	30:21.085	Morgan Tillbrook	15:42:45.455	32:12.243		1:51.158
6	Alex Stevenson	15:41:00.086	30:26.874	Alex Stevenson	15:42:51.067	32:17.855		1:50.981
67	Simon Orange	15:41:09.499	30:36.287	Simon Orange	15:43:07.949	32:34.737		1:58.450
56	Roy Millington	15:41:19.517	30:46.305	Roy Millington	15:42:57.409	32:24.197		1:37.892
61	John Dhillon	15:41:23.250	30:50.038	John Dhillon	15:43:04.188	32:30.976		1:40.938
3	Charlotte Gilbert	15:44:46.696	34:13.484	Charlotte Gilbert	15:47:16.112	36:42.900		2:29.416
26	Tehmur Chohan	15:52:34.072	42:00.860	Tehmur Chohan	15:53:28.032	42:54.820	Technical	53.960
26	Tehmur Chohan	15:55:11.815	44:38.603				Technical	
67	Simon Orange	15:58:49.234	48:16.022	Simon Orange	15:59:09.254	48:36.042	Penalty	20.020



# GT Cup Championship



## Sector List Race 4

Provisional

Brands Hatch, Length: 3916m

Air temperature: 13.57°C

Track temperature: 15.6°C

Weather condition: Wet

Sunday, May 1, 2022 15:10:00

Lap	Id	Time	SE1	SP1	SE2	SP2	SE3	SP3	TSP	Lap	Id	Time	SE1	SP1	SE2	SP2	SE3	SP3	TSP
<b>3 Gilbert / Birch</b>										<b>theoretical besttime: 1:40.055</b>									
1	0	2:40.814	1:02.674	119	1:05.891	87	32.249	177	92	15	0	1:41.501	<b>32.126</b>	<b>164</b>	45.299	112	24.076	213	<b>225</b>
2	0	1:46.572	35.372	150	46.486	122	24.714	207	217	16	0	1:41.522	32.940	163	44.618	137	23.964	211	223
3	0	1:43.258	33.025	156	46.061	127	24.172	212	218	17	0	1:41.977	32.560	157	45.371	115	24.046	215	216
4	0	1:43.372	32.780	162	46.446	130	24.146	211	214	18	0	<b>1:40.537</b>	32.608	169	<b>44.465</b>	<b>133</b>	<b>23.464</b>	<b>216</b>	220
5	0	1:45.700	33.078	151	47.929	121	24.693	205	198	19	0	4:10.328	32.650	158	44.881	134	2:52.797		217
6	0	1:43.343	33.360	158	45.867	135	24.116	208	212	20	0	1:56.099	40.347	164	48.910	125	26.842	205	209
7	0	1:46.454	33.609	152	47.694	133	25.151	201	198	21	0	1:47.075	34.511	161	47.796	126	24.768	213	195
8	0	1:47.026	34.705	151	46.551	125	25.770	201	212	22	0	1:47.269	33.727	163	48.167	129	25.375	204	208
9	0	1:48.845	34.302	156	49.273	119	25.270	208	208	23	0	1:47.443	35.367	156	47.598	129	24.478	210	204
10	0	1:45.894	33.598	159	47.202	121	25.094	207	204	24	0	1:47.301	34.337	162	47.593	126	25.371	213	200
11	0	1:44.729	33.587	166	45.940	126	25.202	207	222	25	0	1:46.636	33.716	159	48.315	130	24.605	212	197
12	0	2:06.916	32.675	167	1:10.266	126	23.975	209	196	26	0	1:44.743	33.092	163	46.781	132	24.870	210	209
13	0	1:40.929	32.572	<b>170</b>	44.513	136	23.844	215	215	27	0	1:47.797	34.252	150	48.231	123	25.314	205	202
14	0	1:41.459	32.356	163	45.153	133	23.950	213	221										

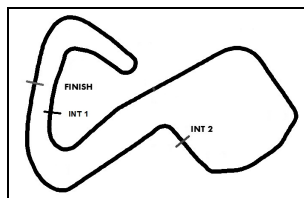
<b>6 Stevenson / Kellet</b>										<b>theoretical besttime: 1:27.539</b>									
1	0	2:40.594	59.576	105	1:06.672	87	34.346	173	123	16	0	1:42.171	33.473	164	45.106	143	23.592	214	201
2	0	1:49.070	36.503	147	47.884	133	24.683	213	201	17	0	3:30.660	31.959	168	45.027	135	2:13.674		220
3	0	1:43.744	33.159	160	46.327	134	24.258	213	212	18	0	1:36.105	34.317	178	40.267	156	21.521	219	226
4	0	1:44.948	34.145	151	46.839	137	23.964	214	207	19	0	1:31.896	29.067	180	41.056	146	21.773	220	225
5	0	1:42.763	32.423	160	45.940	133	24.400	213	211	20	0	1:30.324	28.702	181	40.450	161	21.172	219	225
6	0	1:43.901	33.908	145	45.708	135	24.285	214	214	21	0	1:28.700	28.086	182	39.544	159	21.070	220	225
7	0	1:45.004	33.121	156	47.233	135	24.650	200	209	22	0	1:28.414	27.881	181	38.956	163	21.577	220	225
8	0	1:46.746	34.943	142	46.282	135	25.521	198	220	23	0	1:28.070	27.964	181	39.180	168	20.926	222	226
9	0	1:48.798	34.883	147	48.713	123	25.202	210	192	24	0	1:28.237	28.027	183	39.133	154	21.077	221	226
10	0	1:45.901	34.120	154	46.824	126	24.957	213	198	25	0	1:28.556	28.397	173	39.121	164	21.038	220	227
11	0	1:44.910	34.073	162	45.770	131	25.067	214	214	26	0	1:29.216	28.263	183	39.174	160	21.779	217	<b>227</b>
12	0	1:45.257	32.895	161	47.623	133	24.739	214	206	27	0	1:27.751	<b>27.853</b>	<b>182</b>	39.045	165	<b>20.853</b>	<b>221</b>	225
13	0	1:39.879	31.660	163	44.449	141	23.770	213	219	28	0	1:27.859	27.978	183	<b>38.833</b>	<b>165</b>	21.048	221	225
14	0	1:41.186	32.124	168	45.039	140	24.023	213	208	29	0	<b>1:27.741</b>	27.865	183	39.000	166	20.876	220	225
15	0	1:40.296	32.076	166	44.559	140	23.661	214	219										

<b>7 Burgess / Dimmack</b>										<b>theoretical besttime: 1:37.074</b>									
1	0	2:38.798	46.792	98	1:10.219	83	41.787	153	123	3	0	18:19.091	<b>30.524</b>	<b>180</b>	<b>43.394</b>	<b>141</b>	17:05.173		<b>226</b>
2	0	<b>1:40.095</b>	32.733	178	44.206	<b>142</b>	<b>23.156</b>	<b>226</b>	219										

<b>9 Lunn / Gilbert, (#2)</b>										<b>theoretical besttime: 1:28.958</b>									
1	0	2:39.408	51.380	98	1:09.194	104	38.834	158	110	16	0	1:42.984	32.124	176	46.997	137	23.863	219	220
2	0	1:43.854	33.992	165	46.360	133	23.502	213	192	17	0	3:47.103	33.027	163	45.115	140	2:28.961		216
3	0	1:40.308	32.572	172	44.411	139	23.325	223	228	18	0	1:49.319	40.643	163	45.979	143	22.697	225	202
4	0	1:40.118	32.112	174	44.223	147	23.783	219	221	19	0	1:33.314	30.017	176	41.592	152	21.705	229	233
5	0	1:40.858	31.708	177	45.486	144	23.664	219	222	20	0	1:31.816	28.854	181	41.775	159	21.187	229	200
6	0	1:41.544	31.866	173	45.596	139	24.082	216	218	21	0	1:30.435	28.604	188	40.521	155	21.310	232	234
7	0	1:42.655	32.732	172	45.609	142	24.314	217	214	22	0	1:30.643	28.785	180	40.687	161	21.171	230	232
8	0	1:44.366	32.901	145	46.618	136	24.847	216	195	23	0	1:29.669	28.503	183	40.236	157	20.930	231	237
9	0	1:45.157	32.745	169	47.879	140	24.533	213	221	24	0	1:31.031	28.708	182	41.340	152	20.983	232	237
10	0	1:43.373	33.190	167	46.105	134	24.078	216	213	25	0	1:29.643	28.200	187	40.122	155	21.321	230	238
11	0	1:41.420	33.115	175	44.757	139	23.548	220	220	26	0	1:30.988	28.787	185	41.041	162	21.160	230	233
12	0	1:41.749	32.047	177	45.290	129	24.412	218	223	27	0	1:29.550	28.213	188	<b>39.971</b>	<b>160</b>	21.366	227	<b>240</b>
13	0	1:42.452	32.240	177	46.354	136	23.858	220	219	28	0	<b>1:29.232</b>	<b>28.126</b>	<b>188</b>	40.245	156	<b>20.861</b>	<b>230</b>	238
14	0	1:40.978	31.775	173	45.106	147	24.097	217	202	29	0	2:02.188	28.180	187	1:10.699	98	23.309	211	240
15	0	1:42.565	33.407	168	44.984	138	24.174	218	225										

<b>10 Jenkins / Gilham</b>										<b>theoretical besttime: 1:47.735</b>									
1	0	2:43.770	1:13.549	123	1:02.982	121	27.239	190	132	2	0	<b>1:47.735</b>	<b>36.587</b>	<b>160</b>	<b>47.094</b>	<b>132</b>	<b>24.054</b>	<b>200</b>	<b>205</b>





# GT Cup Championship



## Sector List Race 4

Provisional

Brands Hatch, Length: 3916m

Air temperature: 13.57°C

Track temperature: 15.6°C

Weather condition: Wet

Sunday, May 1, 2022 15:10:00

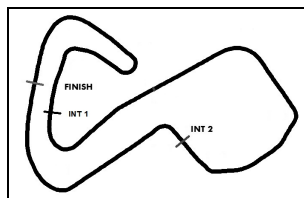
Lap	Id	Time	SE1	SP1	SE2	SP2	SE3	SP3	TSP	Lap	Id	Time	SE1	SP1	SE2	SP2	SE3	SP3	TSP
<b>12</b> Kakad / Garrett										<b>theoretical besttime: 1:37.541</b>									
1	0	2:43.368	1:12.150	142	1:03.723	118	27.495	186	144	15	0	1:39.037	<b>30.796</b>	<b>164</b>	44.138	140	24.103	203	210
2	0	1:51.767	37.082	150	49.494	126	25.191	199	193	16	0	3:13.526	31.203	161	44.386	150	1:57.937		212
3	0	1:43.884	32.877	159	46.872	138	24.135	204	198	17	0	1:53.734	42.164	159	47.422	137	24.148	201	195
4	0	1:42.422	31.700	157	46.514	127	24.208	203	206	18	0	1:44.018	32.971	160	46.817	139	24.230	203	189
5	0	1:43.152	32.419	157	46.392	130	24.341	202	207	19	0	1:43.511	32.816	160	46.616	136	24.079	203	198
6	0	1:41.183	31.501	158	45.737	136	23.945	202	209	20	0	1:46.398	33.022	162	48.003	127	25.373	202	208
7	0	1:44.285	32.633	156	47.281	125	24.371	200	207	21	0	1:42.802	32.768	164	46.101	137	23.933	203	208
8	0	1:46.577	34.507	154	46.932	134	25.138	201	207	22	0	1:43.624	32.438	165	46.431	145	24.755	204	204
9	0	1:45.806	34.794	153	47.183	151	23.829	201	208	23	0	1:42.798	31.823	166	45.641	128	25.334	190	204
10	0	1:40.684	31.379	163	45.545	139	23.760	204	209	24	0	1:42.270	33.611	165	45.238	151	23.421	206	210
11	0	1:40.123	31.801	164	44.642	144	23.680	203	211	25	0	1:39.696	31.270	165	45.106	146	23.320	205	207
12	0	1:41.496	31.300	164	46.725	150	23.471	205	208	26	0	1:38.723	31.230	166	44.323	151	<b>23.170</b>	<b>205</b>	<b>210</b>
13	0	1:38.403	31.224	165	<b>43.575</b>	149	23.604	203	<b>212</b>	27	0	<b>1:38.123</b>	31.079	166	43.870	152	23.174	205	193
14	0	1:39.493	30.836	165	45.116	147	23.541	204	211	28	0	1:40.006	31.392	166	45.104	135	23.510	204	209

<b>13</b> Webb, (#1)										<b>theoretical besttime: 1:43.269</b>									
1	0	2:39.151	50.499	103	1:09.166	87	39.486	158	111	4	0	1:45.029	33.365	160	47.217	136	24.447	195	198
2	0	<b>1:43.916</b>	33.506	<b>165</b>	<b>46.255</b>	<b>141</b>	<b>24.155</b>	<b>206</b>	<b>222</b>	5	0	3:39.532	<b>32.859</b>	<b>148</b>	49.340	131	2:17.333		179
3	0	1:44.201	33.478	164	46.372	136	24.351	203	215	6	0	7:39.424	40.748	144	51.799	114	6:06.877		183

<b>14</b> Carter / Broadhurst										<b>theoretical besttime: 1:32.143</b>									
1	0	2:42.556	1:08.579	103	1:03.994	105	29.983	184	142	16	0	1:33.097	29.495	169	41.437	162	22.165	209	215
2	0	1:51.066	36.572	153	49.727	129	24.767	199	203	17	0	1:33.652	29.874	169	41.460	160	22.318	210	213
3	0	1:42.970	32.700	164	46.402	144	23.868	206	209	18	0	1:33.145	29.437	169	41.396	160	22.312	210	214
4	0	1:43.498	32.688	163	46.754	141	24.056	207	209	19	0	1:32.907	29.237	171	41.344	156	22.326	209	216
5	0	1:41.390	31.602	166	45.861	141	23.927	206	211	20	0	1:33.328	29.422	171	41.553	157	22.353	208	215
6	0	1:44.214	34.172	147	45.643	144	24.399	196	210	21	0	1:32.703	29.351	171	41.192	161	22.160	210	216
7	0	1:44.062	32.244	156	47.072	137	24.746	199	202	22	0	1:32.549	29.428	170	40.931	163	22.190	210	215
8	0	1:44.176	34.181	159	46.172	147	23.823	205	211	23	0	1:32.396	29.344	169	40.930	163	22.122	210	215
9	0	1:36.553	30.349	168	43.282	149	22.922	208	213	24	0	1:33.440	29.190	171	42.066	159	22.184	210	217
10	0	1:41.126	32.797	152	44.781	155	23.548	206	212	25	0	1:32.592	<b>29.128</b>	<b>170</b>	41.314	163	22.150	210	214
11	0	1:41.791	32.079	163	45.747	143	23.965	207	203	26	0	<b>1:32.174</b>	29.159	171	<b>40.924</b>	<b>163</b>	<b>22.091</b>	<b>211</b>	215
12	0	1:37.719	31.140	167	43.719	146	22.860	208	213	27	0	1:33.780	29.197	171	42.007	133	22.576	209	217
13	0	1:37.551	30.285	169	43.557	148	23.709	206	215	28	0	1:33.513	29.426	170	41.630	158	22.457	208	216
14	0	3:21.880	32.069	164	44.684	144	2:05.127		214	29	0	1:32.863	29.391	171	41.304	159	22.168	212	216
15	0	1:38.927	34.247	170	42.460	158	22.220	210	<b>218</b>	30	0	1:33.899	29.557	171	42.055	155	22.287	196	218

<b>17</b> Lindsay / Dendy										<b>theoretical besttime: 1:40.362</b>									
1	1	2:41.805	1:05.440	116	1:05.412	103	30.953	178	116	15	1	1:42.295	32.836	159	45.375	136	24.084	199	210
2	1	1:49.275	36.196	139	48.536	129	24.543	200	197	16	1	1:41.580	32.055	161	45.390	142	24.135	201	210
3	1	1:44.652	33.348	162	46.823	138	24.481	194	203	17	1	1:43.377	32.110	162	46.196	139	25.071	202	192
4	1	1:44.111	32.680	159	46.727	132	24.704	201	198	18	1	<b>1:41.031</b>	32.011	158	45.249	141	<b>23.771</b>	<b>202</b>	208
5	1	1:57.327	33.719	160	46.326	138	37.282	177	207	19	1	1:43.023	32.191	158	45.669	137	25.163	201	209
6	1	1:50.948	34.444	152	50.525	115	25.979	192	192	20	1	1:42.243	32.157	160	44.853	129	25.233	202	209
7	1	1:47.712	33.913	152	48.359	134	25.440	196	198	21	1	1:41.422	<b>31.883</b>	<b>163</b>	44.921	128	24.618	203	212
8	1	1:48.244	33.958	159	48.355	127	25.931	196	202	22	1	1:41.899	31.970	158	45.782	140	24.147	204	<b>212</b>
9	1	1:48.504	34.699	156	48.219	124	25.586	200	196	23	1	1:41.622	32.581	162	45.062	141	23.979	202	212
10	1	1:47.429	35.077	155	47.619	130	24.733	201	198	24	1	1:42.745	32.513	161	46.300	142	23.932	203	211
11	1	1:49.058	35.270	147	47.970	133	25.818	199	204	25	1	1:41.717	31.908	163	45.478	137	24.331	201	210
12	1	1:47.739	34.954	148	47.646	133	25.139	200	203	26	1	1:41.260	32.405	158	<b>44.708</b>	<b>145</b>	24.147	202	210
13	1	3:21.245	34.447	131	53.395	117	1:53.403		137	27	1	1:42.734	32.715	157	46.177	143	23.842	203	212
14	1	1:49.670	37.792	153	47.454	136	24.424	200	206	28	1	1:44.681	34.203	135	46.419	139	24.059	203	208

<b>20</b> Barrow										<b>theoretical besttime: 1:31.441</b>									
1	1	2:39.514	52.935	105	1:08.840	107	37.739	164	108	16	1	2:58.982	30.747	167	42.959	153	1:45.276		216
2	1	1:45.038	34.907	163	46.313	147	23.818	207	194	17	1	1:42.893	35.966	167	43.460	130	23.467	212	212
3	1	1:42.836	32.777	162	46.377	142	23.682	197	210	18	1	1:36.129	30.607	169	42.872	149	22.650	213	216
4	1	1:42.541	32.192	165	47.280	140	23.069	211	200	19	1	1:35.901	30.298	170	42.769	142	22.834	216	221
5	1	1:38.524	30.807	163	44.309	133	23.408	210	204	20	1	1:34.921	31.144	173	41.726	154	22.051	216	219
6	1	1:37.613	30.398	169	43.528	127	23.687	209	215	21	1	1:33.777	29.738	174	41.754	152	22.285	213	224
7	1	1:36.949	30.592	170	43.543	147	22.814	212	213	22	1	1:34.028	29.833	174	41.446	144	22.749	213	<b>224</b>



# GT Cup Championship

## Sector List Race 4

Provisional



Brands Hatch, Length: 3916m

Air temperature: 13.57°C

Track temperature: 15.6°C

Weather condition: Wet

Sunday, May 1, 2022 15:10:00

Lap	Id	Time	SE1	SP1	SE2	SP2	SE3	SP3	TSP	Lap	Id	Time	SE1	SP1	SE2	SP2	SE3	SP3	TSP
8	1	1:38.083	30.832	170	43.975	146	23.276	210	216	23	1	1:32.946	29.618	174	41.272	163	22.056	215	223
9	1	1:42.583	31.943	162	46.726	137	23.914	208	194	24	1	1:32.755	29.487	175	41.344	153	21.924	216	219
10	1	1:41.333	32.217	157	45.988	152	23.128	209	193	25	1	1:32.745	29.799	174	41.072	155	<b>21.874</b>	<b>216</b>	<b>223</b>
11	1	1:43.435	34.181	150	46.267	152	22.987	212	203	26	1	1:32.492	29.297	174	41.285	158	21.910	214	224
12	1	1:39.385	31.702	159	44.713	157	22.970	213	211	27	1	1:32.922	29.460	173	41.434	159	22.028	214	222
13	1	1:35.832	30.364	169	42.801	159	22.667	214	216	28	1	<b>1:31.519</b>	<b>28.974</b>	<b>174</b>	<b>40.593</b>	<b>159</b>	21.952	214	223
14	1	1:36.786	30.756	163	43.174	150	22.856	211	215	29	1	1:32.821	29.349	177	41.172	147	22.300	215	223
15	1	1:36.359	30.684	162	43.328	154	22.347	214	218	30	1	1:34.483	30.020	170	42.115	132	22.348	212	223

### 23 Campbell / Webb, GBR(#2)

theoretical besttime: 1:24.583

1	0	2:38.701	45.737	78	1:10.228	70	42.736		128	17	0	3:25.302	31.599	176	43.220	151	2:10.483		225
2	0	1:40.468	33.540	175	43.751	131	23.177	218	221	18	0	1:42.447	38.812	172	41.972	150	21.663	225	218
3	0	1:37.647	31.224	175	42.928	148	23.495	215	226	19	0	1:28.374	28.075	186	38.929	154	21.370	225	233
4	0	1:40.137	32.517	163	44.189	146	23.431	217	223	20	0	1:27.817	27.788	186	39.480	170	20.549	231	232
5	0	1:38.455	31.132	177	43.647	147	23.676	216	226	21	0	1:28.554	28.109	188	38.930	146	21.515	229	234
6	0	1:38.090	31.073	177	43.358	148	23.659	214	225	22	0	1:27.400	27.857	178	38.930	168	20.613	228	234
7	0	1:40.118	32.194	170	44.007	148	23.917	215	225	23	0	1:26.831	27.661	187	38.591	165	20.579	228	234
8	0	1:39.800	31.303	175	44.235	142	24.262	213	225	24	0	1:25.779	27.245	188	38.131	172	20.403	228	234
9	0	1:40.179	31.947	175	44.085	152	24.147	216	225	25	0	1:25.867	27.110	188	38.191	163	20.566	228	234
10	0	1:39.240	31.527	176	43.654	149	24.059	213	226	26	0	<b>1:24.596</b>	26.989	188	<b>37.379</b>	<b>174</b>	<b>20.228</b>	<b>228</b>	<b>234</b>
11	0	1:40.216	32.182	174	44.112	150	23.922	214	226	27	0	1:26.223	27.042	187	38.892	173	20.289	227	234
12	0	1:38.577	31.594	177	43.721	147	23.262	216	228	28	0	1:26.681	28.531	184	37.679	173	20.471	226	233
13	0	1:38.729	32.006	176	43.524	145	23.199	217	226	29	0	1:26.518	<b>26.976</b>	<b>188</b>	38.708	162	20.834	227	<b>236</b>
14	0	1:38.278	31.203	177	43.693	147	23.382	217	224	30	0	1:25.971	27.257	188	38.027	170	20.687	226	234
15	0	1:38.192	31.155	176	43.771	149	23.266	218	226	31	0	1:27.677	27.356	188	39.110	160	21.211	225	236
16	0	1:40.450	31.309	173	44.812	136	24.329	216	225										

### 25 Jundu / Ritson

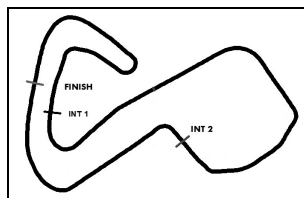
theoretical besttime: 1:32.998

1	0	2:43.242	1:10.790	135	1:03.621	118	28.831	179	136	16	0	1:34.542	30.051	167	42.042	155	22.449	206	213
2	0	1:51.636	36.609	153	49.784	133	25.243	197	194	17	0	1:33.926	29.620	167	41.968	160	22.338	207	213
3	0	1:43.232	32.739	158	46.299	136	24.194	200	208	18	0	1:34.040	29.569	168	41.992	153	22.479	206	213
4	0	1:42.677	31.811	160	46.594	136	24.272	202	208	19	0	1:33.582	29.639	168	41.675	157	22.268	206	213
5	0	1:41.997	31.729	163	45.699	136	24.569	203	208	20	0	1:33.508	29.662	168	41.521	160	22.325	207	213
6	0	1:42.611	32.631	151	44.922	141	25.058	194	209	21	0	1:33.739	29.689	169	41.853	158	<b>22.197</b>	<b>206</b>	<b>214</b>
7	0	1:43.912	32.275	156	47.032	136	24.605	200	208	22	0	<b>1:33.190</b>	29.608	169	<b>41.304</b>	<b>159</b>	22.278	206	213
8	0	1:39.248	31.644	164	44.232	151	23.372	201	208	23	0	1:33.496	29.662	168	41.523	162	22.311	206	213
9	0	1:41.177	32.282	161	44.898	146	23.997	194	209	24	0	1:33.752	29.544	167	41.915	160	22.293	207	214
10	0	1:43.961	33.199	156	46.774	146	23.988	201	201	25	0	1:36.075	31.459	165	42.299	156	22.317	206	214
11	0	1:43.500	33.392	158	46.358	145	23.750	201	207	26	0	1:33.551	29.652	168	41.474	162	22.425	206	214
12	0	1:41.351	32.749	159	44.785	145	23.817	203	209	27	0	1:33.381	29.616	169	41.441	157	22.324	206	214
13	0	1:39.008	31.055	164	44.083	137	23.870	203	210	28	0	1:33.917	29.789	170	41.742	161	22.386	206	214
14	0	3:10.217	32.907	159	45.776	145	1:51.534		204	29	0	1:34.081	<b>29.497</b>	<b>170</b>	42.174	155	22.410	208	213
15	0	1:43.216	36.099	165	44.442	147	22.675	205	212										

### 26 Chohan / Roche

theoretical besttime: 1:34.829

1	1	2:41.315	1:03.318	122	1:05.672	87	32.325	169	110	14	1	3:05.612	30.928	162	43.567	156	1:51.117		211
2	1	1:50.799	38.004	141	48.834	138	23.961	204	195	15	1	1:43.589	36.872	161	43.607	139	23.110	203	210
3	1	1:42.272	32.195	162	45.831	143	24.246	203	205	16	1	1:38.489	31.775	159	43.887	150	22.827	204	208
4	1	1:42.447	32.032	162	46.791	139	23.624	206	206	17	1	1:38.142	30.289	166	42.473	146	25.380	198	212
5	1	1:38.499	30.747	162	45.070	149	22.682	<b>208</b>	210	18	1	1:36.117	30.608	163	42.765	146	22.744	204	211
6	1	1:39.793	31.801	165	45.156	152	22.836	205	205	19	1	1:35.623	30.257	165	42.527	144	22.839	204	210
7	1	1:35.512	30.329	163	42.696	149	<b>22.487</b>	<b>208</b>	<b>212</b>	20	1	1:36.556	30.118	164	43.638	145	22.800	204	193
8	1	1:36.896	31.279	161	42.978	<b>159</b>	22.639	205	210	21	1	<b>1:35.342</b>	30.138	168	<b>42.450</b>	<b>147</b>	22.754	204	212
9	1	1:38.020	30.595	162	43.863	147	23.562	204	210	22	1	1:35.343	<b>29.892</b>	<b>167</b>	42.536	154	22.915	203	210
10	1	1:39.738	31.186	162	45.566	147	22.986	203	199	23	1	1:35.803	30.232	167	42.494	151	23.077	204	210
11	1	1:42.170	33.148	160	45.817	149	23.205	205	206	24	1	2:30.294	30.518	161	45.108	136	1:14.668		198
12	1	1:38.076	31.513	158	43.699	154	22.864	203	210	25	1	7:02.161	35.851	163	44.322	133	5:41.988		201
13	1	1:36.482	30.660	163	43.301	153	22.521	205	210										



# GT Cup Championship



## Sector List Race 4

Provisional

Brands Hatch, Length: 3916m

Air temperature: 13.57°C

Track temperature: 15.6°C

Weather condition: Wet

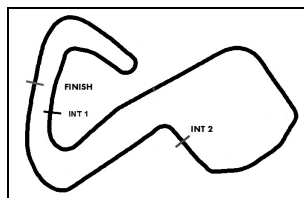
Sunday, May 1, 2022 15:10:00

Lap	Id	Time	SE1	SP1	SE2	SP2	SE3	SP3	TSP	Lap	Id	Time	SE1	SP1	SE2	SP2	SE3	SP3	TSP
<b>28 Bailey, (#1) / Wylie</b>										<b>theoretical besttime: 1:28.213</b>									
1	0	2:39.955	53.782	94	1:09.124	104	37.049	167	103	16	0	1:41.181	32.043	169	44.857	144	24.281	221	225
2	0	1:46.791	35.321	160	46.910	134	24.560	219	201	17	0	3:38.494	32.359	172	44.910	134	2:21.225		221
3	0	1:42.745	32.414	162	45.933	128	24.398	219	221	18	0	1:49.319	41.036	161	45.261	137	23.022	227	205
4	0	1:43.576	32.808	164	46.561	132	24.207	222	188	19	0	1:31.619	29.833	182	40.291	143	21.495	232	235
5	0	1:41.686	32.500	156	45.371	127	23.815	223	216	20	0	<b>1:28.944</b>	28.820	189	39.201	151	<b>20.923</b>	<b>234</b>	239
6	0	1:42.769	33.160	168	45.682	136	23.927	222	192	21	0	1:29.708	29.550	192	39.148	161	21.010	232	239
7	0	1:41.484	32.651	170	44.658	137	24.175	219	224	22	0	1:28.947	28.209	191	39.778	152	20.960	232	236
8	0	1:41.191	32.190	166	44.734	129	24.267	218	222	23	0	1:31.346	28.704	186	40.967	138	21.675	233	238
9	0	1:45.392	32.477	161	47.632	131	25.283	213	223	24	0	1:29.205	28.192	190	39.582	151	21.431	234	<b>241</b>
10	0	1:44.073	32.924	164	46.653	130	24.496	217	212	25	0	1:29.257	28.487	188	39.264	159	21.506	210	240
11	0	1:43.880	32.818	171	46.373	139	24.689	202	216	26	0	1:30.048	28.579	192	<b>39.147</b>	<b>150</b>	22.322	209	240
12	0	1:41.782	32.463	169	45.555	130	23.764	223	221	27	0	1:30.603	29.566	170	39.850	152	21.187	231	221
13	0	1:41.230	32.471	154	44.944	130	23.815	220	221	28	0	1:29.589	28.578	186	39.973	151	21.038	232	228
14	0	1:41.098	32.306	169	44.883	128	23.909	221	213	29	0	1:29.049	<b>28.143</b>	<b>185</b>	39.788	151	21.118	231	229
15	0	1:39.826	31.932	166	44.089	134	23.805	220	219										

<b>50 Wallis / Maher-Loughnan</b>										<b>theoretical besttime: 1:32.032</b>									
1	1	2:40.260	56.239	117	1:08.145	93	35.876	161	113	16	1	1:36.391	30.646	164	42.211	147	23.534	206	215
2	1	1:45.224	34.459	162	46.578	138	24.187	203	210	17	1	1:32.987	29.873	171	41.039	158	22.075	210	218
3	1	1:43.005	32.291	164	46.267	137	24.447	201	213	18	1	1:33.302	29.421	170	41.689	154	22.192	211	218
4	1	1:42.242	32.342	165	45.691	138	24.209	202	212	19	1	1:33.155	29.511	172	41.363	149	22.281	211	218
5	1	1:43.687	32.804	159	46.782	132	24.101	202	207	20	1	1:33.875	29.496	171	41.799	148	22.580	210	219
6	1	1:43.046	32.299	162	46.378	134	24.369	201	211	21	1	1:34.525	29.679	170	41.918	153	22.928	209	219
7	1	1:44.402	33.364	162	46.634	137	24.404	202	213	22	1	1:32.475	29.282	171	41.036	157	22.157	210	219
8	1	1:43.787	32.703	161	46.706	140	24.378	202	210	23	1	1:32.649	29.413	172	41.204	158	<b>22.032</b>	<b>211</b>	219
9	1	1:43.569	32.734	161	46.201	141	24.634	200	211	24	1	1:32.884	29.607	171	41.117	155	22.160	211	218
10	1	1:47.449	33.618	158	49.154	137	24.677	199	197	25	1	1:33.259	29.417	172	41.531	157	22.311	209	<b>219</b>
11	1	1:44.757	33.281	158	46.701	137	24.775	201	212	26	1	1:32.526	29.386	172	41.105	159	22.035	210	219
12	1	1:45.242	32.882	159	47.790	137	24.570	202	210	27	1	1:32.642	29.302	172	<b>40.858</b>	<b>153</b>	22.482	211	219
13	1	1:44.150	32.861	161	46.870	137	24.419	202	212	28	1	<b>1:32.061</b>	<b>29.142</b>	<b>172</b>	40.858	157	22.061	210	219
14	1	3:52.516	32.965	159	46.491	140	2:33.060		213	29	1	1:34.739	29.235	173	43.014	122	22.490	210	219
15	1	1:47.061	39.494	162	44.709	142	22.858	208	212										

<b>51 Graham</b>										<b>theoretical besttime: 1:32.301</b>									
1	0	2:40.370	58.795	123	1:07.021	96	34.554	163	120	15	0	1:35.704	30.477	166	42.550	148	22.677	206	213
2	0	1:44.401	34.640	162	45.893	138	23.868	203	206	16	0	1:34.342	29.868	168	42.080	150	22.394	208	215
3	0	1:41.145	32.036	163	45.024	137	24.085	199	209	17	0	1:33.846	29.585	169	42.082	150	22.179	208	214
4	0	1:41.090	31.667	162	45.246	136	24.177	199	209	18	0	1:33.595	29.445	169	41.917	150	22.233	208	214
5	0	1:42.187	32.412	159	45.361	131	24.414	199	208	19	0	1:33.469	29.501	169	41.764	150	22.204	208	215
6	0	1:43.646	32.614	160	46.490	126	24.542	198	207	20	0	1:32.930	29.418	169	41.252	152	22.260	207	216
7	0	1:44.293	33.576	156	46.178	129	24.539	199	209	21	0	1:33.919	29.436	170	41.707	151	22.776	208	216
8	0	1:45.558	33.176	159	47.742	131	24.640	198	208	22	0	1:33.408	29.634	167	41.534	153	22.240	208	214
9	0	1:47.713	32.834	159	46.749	132	28.130	155	208	23	0	1:34.170	29.523	169	42.386	150	22.261	209	214
10	0	2:56.143	37.548	119	55.531	131	1:23.064		168	24	0	1:32.960	29.383	169	41.264	156	22.313	207	216
11	0	1:49.478	38.094	159	46.194	134	25.190	196	208	25	0	<b>1:32.301</b>	<b>29.184</b>	<b>170</b>	<b>41.025</b>	<b>152</b>	<b>22.092</b>	<b>207</b>	<b>216</b>
12	0	1:44.725	33.579	157	46.479	128	24.667	198	208	26	0	1:34.291	29.499	169	42.194	152	22.598	207	215
13	0	3:57.972	34.010	158	46.883	131	2:37.079		207	27	0	1:33.471	29.582	169	41.667	151	22.222	208	216
14	0	1:44.481	37.352	161	44.018	144	23.111	206	210	28	0	1:33.250	29.442	170	41.493	146	22.315	202	216

<b>56 Millington / Simonsen, DNK(#2)</b>										<b>theoretical besttime: 1:27.676</b>									
1	0	2:39.986	55.482	121	1:08.279	94	36.225	165	106	16	0	1:46.814	33.440	157	47.296	144	26.078	208	206
2	0	1:49.203	36.438	137	48.057	136	24.708	206	204	17	0	3:22.345	33.461	166	48.174	123	2:00.710		203
3	0	1:44.011	32.391	167	47.057	136	24.563	206	211	18	0	1:41.222	36.474	174	42.031	145	22.717	225	218
4	0	1:44.373	32.722	157	46.825	143	24.826	214	198	19	0	1:30.572	28.939	185	40.228	149	21.405	227	236
5	0	1:43.241	32.814	165	45.886	135	24.541	216	210	20	0	1:28.857	28.265	186	39.447	158	21.145	228	235
6	0	1:42.944	32.705	166	45.921	137	24.318	219	206	21	0	1:30.023	28.315	188	39.568	147	22.140	227	<b>237</b>
7	0	1:45.196	33.473	164	46.781	134	24.942	211	194	22	0	1:28.651	28.439	186	39.212	165	21.000	228	236
8	0	1:47.235	33.692	160	47.488	128	26.055	208	213	23	0	1:28.220	27.984	188	39.287	160	20.949	228	236
9	0	1:48.762	33.702	156	49.817	129	25.243	213	183	24	0	1:28.683	<b>27.926</b>	<b>186</b>	39.339	156	21.418	228	235
10	0	1:46.141	33.002	168	47.932	125	25.207	209	204	25	0	1:28.466	28.196	188	39.384	158	20.886	229	236
11	0	1:44.821	33.256	170	46.138	133	25.427	199	208	26	0	1:28.949	28.461	185	39.281	167	21.207	226	235
12	0	1:45.958	33.648	169	46.914	133	25.396	201	205	27	0	1:28.401	27.992	187	39.494	161	20.915	228	236



# GT Cup Championship



## Sector List Race 4

Provisional

Brands Hatch, Length: 3916m

Air temperature: 13.57°C

Track temperature: 15.6°C

Weather condition: Wet

Sunday, May 1, 2022 15:10:00

Lap	Id	Time	SE1	SP1	SE2	SP2	SE3	SP3	TSP	Lap	Id	Time	SE1	SP1	SE2	SP2	SE3	SP3	TSP
13	0	1:42.379	32.606	166	45.371	141	24.402	217	217	28	0	<b>1:27.764</b>	27.976	187	38.947	162	<b>20.841</b>	<b>229</b>	235
14	0	1:43.575	32.346	172	46.258	132	24.971	214	223	29	0	1:28.016	28.134	188	<b>38.909</b>	<b>160</b>	20.973	219	236
15	0	1:45.599	33.098	166	47.088	137	25.413	208	202										

### 61 Dhillon, (#1) / Amici, ITA(#2)

theoretical besttime: 1:25.963

1	0	2:38.945	47.729	97	1:10.105	87	41.111	151	106	17	0	1:29.094	28.342	179	39.476	170	21.276	224	230
2	0	1:47.806	32.990	170	46.480	150	28.336	185	216	18	0	1:28.882	28.982	181	38.858	168	21.042	224	230
3	0	1:41.185	32.121	176	45.527	132	23.537	219	225	19	0	3:10.625	28.172	181	39.442	155	2:03.011		231
4	0	1:38.891	31.966	175	43.781	145	23.144	216	227	20	0	1:33.813	33.213	177	39.377	162	21.223	224	230
5	0	1:35.701	30.258	176	42.921	145	22.522	221	229	21	0	1:28.173	28.098	182	39.371	170	20.704	225	<b>235</b>
6	0	1:32.482	29.051	179	41.230	146	22.201	222	228	22	0	1:28.489	27.706	185	39.199	145	21.584	227	230
7	0	1:33.090	30.380	177	40.694	150	22.016	222	230	23	0	1:27.440	27.891	184	38.880	167	20.669	226	233
8	0	1:30.089	28.149	184	40.164	160	21.776	220	229	24	0	1:26.822	27.673	185	38.569	166	20.580	226	231
9	0	1:32.644	28.655	181	41.145	143	22.844	220	229	25	0	1:27.430	27.898	185	38.725	170	20.807	227	233
10	0	1:31.976	29.365	177	40.657	156	21.954	220	229	26	0	1:26.882	27.423	184	38.589	166	20.870	225	232
11	0	1:35.250	30.004	171	43.121	153	22.125	220	225	27	0	1:27.287	27.670	182	38.666	167	20.951	225	232
12	0	1:37.582	32.108	167	41.593	144	23.881	216	229	28	0	<b>1:26.060</b>	<b>27.077</b>	<b>187</b>	<b>38.350</b>	<b>170</b>	20.633	226	231
13	0	1:30.408	29.089	179	39.689	160	21.630	222	230	29	0	1:26.466	27.228	187	38.702	171	<b>20.536</b>	<b>226</b>	233
14	0	1:31.477	29.303	178	39.462	157	22.712	216	230	30	0	1:26.169	27.224	187	38.379	168	20.566	226	232
15	0	1:33.818	31.453	159	41.027	161	21.338	221	228	31	0	1:26.576	27.257	186	38.632	167	20.687	225	232
16	0	1:29.193	28.788	182	39.213	169	21.192	224	230										

### 66 Tillbrook / Clutton

theoretical besttime: 1:23.884

1	0	2:38.647	43.306	98	1:11.747	75	43.594	143	124	17	0	1:28.808	28.240	185	39.606	171	20.962	226	232
2	0	1:37.574	33.012	174	42.345	157	22.217	217	224	18	0	3:17.827	28.011	187	39.826	167	2:09.990		233
3	0	1:34.224	29.771	180	42.087	154	22.366	219	226	19	0	1:30.786	32.136	186	38.233	171	20.417	227	233
4	0	1:34.274	29.710	180	42.539	160	22.025	219	228	20	0	1:24.678	27.038	188	37.422	175	20.218	227	232
5	0	1:34.598	30.594	174	41.927	156	22.077	219	227	21	0	1:25.120	27.277	185	37.612	175	20.231	228	234
6	0	1:34.487	30.093	177	41.825	154	22.569	216	227	22	0	1:24.595	26.895	188	37.506	171	20.194	227	235
7	0	2:40.021	31.621	172	47.706	153	1:20.694		200	23	0	1:24.192	<b>26.649</b>	<b>189</b>	37.375	175	20.168	228	235
8	0	1:42.951	36.344	175	42.793	152	23.814	198	219	24	0	<b>1:24.040</b>	26.719	190	37.161	177	20.160	228	234
9	0	1:39.829	33.502	171	43.211	158	23.116	204	220	25	0	1:27.162	27.290	189	39.530	178	20.342	228	233
10	0	1:35.565	30.279	179	43.136	147	22.150	224	228	26	0	1:24.745	27.004	188	37.591	176	20.150	230	235
11	0	1:36.581	31.841	151	43.224	160	21.516	225	225	27	0	1:24.109	26.874	189	<b>37.116</b>	<b>175</b>	<b>20.119</b>	<b>228</b>	235
12	0	1:32.457	30.029	178	41.097	159	21.331	226	231	28	0	1:24.314	26.752	189	37.411	175	20.151	228	235
13	0	1:31.984	29.812	182	40.970	165	21.202	226	229	29	0	1:25.248	26.997	188	37.412	168	20.839	227	<b>236</b>
14	0	1:29.802	28.102	184	40.788	167	20.912	226	233	30	0	1:24.972	27.320	189	37.328	173	20.324	228	234
15	0	1:29.047	28.057	183	39.859	164	21.131	226	232	31	0	1:24.120	26.683	189	37.250	173	20.187	227	234
16	0	1:31.733	28.468	183	41.730	161	21.535	225	234										

### 67 Orange / O'Brien

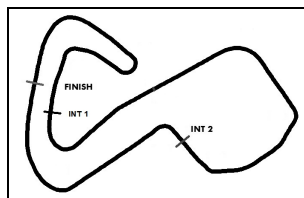
theoretical besttime: 1:23.525

1	0	2:38.582	42.641	99	1:11.951	73	43.990	148	121	16	0	1:27.080	27.798	177	38.582	155	20.700	227	235
2	0	1:34.256	30.597	176	41.651	142	22.008	220	223	17	0	1:30.482	27.811	174	41.187	144	21.484	228	222
3	0	1:33.354	29.409	180	41.741	143	22.204	220	228	18	0	3:26.662	27.954	183	40.951	153	2:17.757		231
4	0	1:32.164	29.547	181	41.015	149	21.602	222	223	19	0	1:30.864	31.463	186	38.530	168	20.871	226	234
5	0	1:34.232	30.517	175	41.778	147	21.937	221	225	20	0	1:27.835	27.567	180	39.597	153	20.671	228	230
6	0	1:34.760	30.431	175	42.117	143	22.212	220	222	21	0	1:27.433	27.520	189	38.567	143	21.346	225	<b>238</b>
7	0	1:35.150	30.482	178	42.346	136	22.322	220	221	22	0	1:26.999	26.898	191	38.787	154	21.314	227	237
8	0	2:54.543	31.032	164	43.682	141	1:39.829		207	23	0	1:24.410	26.941	191	37.299	170	20.170	229	237
9	0	1:49.310	40.703	153	45.436	130	23.171	218	194	24	0	1:24.972	26.683	191	37.833	169	20.456	230	237
10	0	1:40.339	32.539	172	44.923	136	22.877	225	199	25	0	1:24.270	26.871	191	37.327	171	20.072	229	236
11	0	1:38.683	34.804	171	42.140	150	21.739	226	210	26	0	<b>1:23.525</b>	<b>26.439</b>	<b>192</b>	<b>37.095</b>	<b>172</b>	<b>19.991</b>	<b>230</b>	237
12	0	1:32.639	29.349	165	41.629	154	21.661		230	27	0	1:24.824	26.972	190	37.779	170	20.073	230	237
13	0	1:31.373	29.639	174	40.164	148	21.570	229	233	28	0	1:24.298	26.613	193	37.557	171	20.128	230	237
14	0	1:31.815	30.537	171	40.151	156	21.127	227	233	29	0	1:41.878	26.943	190	37.373	159	37.562		237
15	0	1:27.481	28.120	187	38.677	152	20.684		234	30	0	1:28.523	31.049	192	37.393	172	20.081	230	237

### 69 Walton / Hart

theoretical besttime: 1:33.082

1	0	2:40.552	1:00.368	105	1:06.475	95	33.709	164	134	16	0	1:38.119	31.469	164	43.343	150	23.307	204	212
2	0	1:48.411	35.365	151	47.902	130	25.144	198	199	17	0	1:35.658	30.146	168	42.644	156	22.868	204	212
3	0	1:44.161	32.251	156	47.147	134	24.763	200	206	18	0	1:34.943	29.803	167	42.371	159	22.769	206	213
4	0	1:43.675	32.564	155	46.600	137	24.511	200	206	19	0	1:34.876	29.878	167	41.954	156	23.044	206	213
5	0	1:43.230	31.727	162	46.811	129	24.692	202	206	20	0	1:34.188	29.563	169	41.913	154	22.712	206	213



# GT Cup Championship



## Sector List Race 4

Provisional

Brands Hatch, Length: 3916m

Air temperature: 13.57°C

Track temperature: 15.6°C

Weather condition: Wet

Sunday, May 1, 2022 15:10:00

Lap	Id	Time	SE1	SP1	SE2	SP2	SE3	SP3	TSP	Lap	Id	Time	SE1	SP1	SE2	SP2	SE3	SP3	TSP
6	0	1:40.581	32.371	164	44.744	141	23.466	204	210	21	0	1:33.952	29.368	169	42.016	157	22.568	206	213
7	0	1:39.916	31.013	165	45.330	147	23.573	205	210	22	0	1:33.687	29.454	168	41.697	159	22.536	207	213
8	0	1:40.363	31.200	161	45.072	140	24.091	202	211	23	0	1:34.131	29.395	167	41.732	161	23.004	206	213
9	0	1:43.951	32.301	159	47.369	130	24.281	202	206	24	0	1:34.334	29.517	165	41.833	161	22.984	205	213
10	0	1:42.109	31.596	163	46.755	137	23.758	203	201	25	0	<b>1:33.138</b>	<b>29.253</b>	<b>169</b>	<b>41.401</b>	<b>163</b>	22.484	206	213
11	0	1:41.921	32.383	160	45.837	140	23.701	204	206	26	0	1:33.540	29.497	168					213
12	0	1:39.560	31.411	161	44.615	148	23.534	205	210	27	0	1:34.233							
13	0	1:39.660	30.781	165	44.840	139	24.039	205	209	28	0	1:33.725	29.743	169	41.541	160	22.441	208	<b>214</b>
14	0	2:58.708	31.332	162	45.337	142	1:42.039		207	29	0	1:34.115	29.674	168	41.975	159	22.466	207	214
15	0	1:41.747	34.808	166	43.506	148	23.433	203	211	30	0	1:33.796	29.495	167	41.873	160	<b>22.428</b>	<b>208</b>	214

### 77 Hopton / Hankey, GBR(#2)

theoretical besttime: 1:32.089

1	0	2:41.140	1:01.516	114	1:06.233	96	33.391	171	112	16	0	1:35.005	29.787	171	42.745	153	22.473	208	215
2	0	1:48.985	36.522	149	47.638	134	24.825	205	203	17	0	1:35.295	30.221	170	42.686	152	22.388	208	216
3	0	1:43.758	33.036	160	46.291	137	24.431	206	214	18	0	1:33.107	29.499	171	41.393	158	22.215	208	216
4	0	1:42.711	32.773	159	46.272	153	23.666	206	208	19	0	1:33.925	29.397	171	41.763	139	22.765	211	217
5	0	1:38.598	30.664	165	44.121	145	23.813	206	193	20	0	1:33.887	30.088	170	41.592	155	22.207	209	217
6	0	1:39.367	32.343	166	44.134	152	22.890	208	211	21	0	1:33.076	29.428	171	41.583	158	22.065	210	217
7	0	1:35.810	30.392	167	42.605	154	22.813	208	213	22	0	1:34.360	29.563	171	42.476	151	22.321	209	<b>218</b>
8	0	1:35.974	30.995	167	42.121	155	22.858	207	216	23	0	1:33.650	30.265	171	41.219	161	22.166	209	216
9	0	1:37.638	30.073	167	43.827	148	23.738	204	214	24	0	1:33.005	29.543	172	41.240	159	22.222	210	215
10	0	1:39.766	32.190	163	44.370	154	23.206	202	213	25	0	1:32.776	29.535	171	40.998	161	22.243	209	216
11	0	1:40.450	31.886	166	45.265	142	23.299	207	206	26	0	1:33.747	30.061	172	41.514	159	22.172	210	217
12	0	1:39.561	31.594	160	45.139	144	22.828	208	213	27	0	1:32.463	29.317	173	41.085	162	<b>22.061</b>	<b>210</b>	217
13	0	1:36.396	30.503	169	42.928	143	22.965	206	214	28	0	1:32.354	<b>29.274</b>	<b>172</b>	<b>40.754</b>	<b>160</b>	22.326	210	217
14	0	3:12.192	30.723	164	44.065	148	1:57.404		211	29	0	<b>1:32.344</b>	29.305	172	40.918	163	22.121	210	217
15	0	1:41.255	35.564	168	43.039	146	22.652	209	216	30	0	1:34.645	29.279	172	43.041	125	22.325	210	217

### 78 Docker / Albert

theoretical besttime: 1:32.307

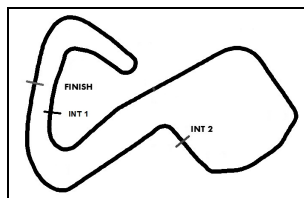
1	1	2:41.302	1:04.694	119	1:05.443	98	31.165	177	117	16	1	1:34.576	30.000	169	42.207	146	22.369	209	216
2	1	1:49.550	35.999	151	48.614	130	24.937	201	204	17	1	1:34.023	29.630	169	42.076	148	22.317	209	216
3	1	1:44.139	32.729	163	46.311	126	25.099	201	202	18	1	1:34.402	29.597	170	41.865	152	22.940	208	210
4	1	1:43.219	32.027	161	46.675	138	24.517	201	205	19	1	1:33.499	29.547	169	41.558	153	22.394	208	216
5	1	1:42.209	31.081	166	46.447	126	24.681	203	213	20	1	1:33.024	29.502	170	41.382	154	<b>22.140</b>	<b>211</b>	216
6	1	1:37.661	31.244	167	42.971	145	23.446	204	212	21	1	1:33.958	29.615	171	42.108	153	22.235	209	213
7	1	1:39.149	31.178	167	43.563	131	24.408	200	212	22	1	1:33.114	29.455	170	41.398	156	22.261	210	<b>218</b>
8	1	1:37.648	31.188	166	43.118	139	23.342	204	213	23	1	1:33.588	29.514	171	41.741	153	22.333	209	216
9	1	1:40.876	31.504	158	45.698	144	23.674	203	208	24	1	1:33.777	30.120	168	41.453	154	22.204	209	217
10	1	1:39.679	31.176	166	45.013	139	23.490	204	208	25	1	1:34.453	30.656	166	41.530	158	22.267	209	216
11	1	1:42.157	32.011	156	46.053	138	24.093	205	200	26	1	<b>1:32.457</b>	<b>29.089</b>	<b>171</b>	<b>41.078</b>	<b>160</b>	22.290	208	216
12	1	1:39.915	31.482	162	44.790	137	23.643	205	210	27	1	1:33.231	29.403	169	41.594	155	22.234	209	215
13	1	1:43.259	32.492	151	46.493	131	24.274	201	198	28	1	1:32.585	29.180	172	41.235	156	22.170	209	216
14	1	3:30.751	31.499	164	44.563	135	2:14.689		206	29	1	1:32.644	29.129	171	41.282	158	22.233	210	217
15	1	1:39.717	34.396	169	42.691	140	22.630	208	214	30	1	1:33.009	29.308	171	41.483	153	22.218	210	217

### 80 Trenka / Lancaster

theoretical besttime: 1:32.198

1	0	2:43.186	1:11.497	141	1:03.402	121	28.287	182	141	15	0	1:37.545	30.015	169	42.864	131	24.666	203	213
2	0	1:53.330	37.157	155	50.627	138	25.546	195	180	16	0	1:33.942	30.015	168	41.539	156	22.388	208	213
3	0	1:48.098	33.911	160	48.348	146	25.839	198	206	17	0	1:32.556	29.277	170	41.000	163	22.279	208	214
4	0	1:49.222	34.548	156	48.947	144	25.727	195	203	18	0	1:34.312	29.300	170	41.598	150	23.414	206	213
5	0	1:49.094	34.294	157	49.239	135	25.561	192	199	19	0	1:35.264	29.633	169	42.771	144	22.860	207	214
6	0	1:48.642	34.303	157	48.532	139	25.807	193	203	20	0	1:32.790	29.174	169	41.179	162	22.437	206	214
7	0	1:49.695	34.627	155	48.851	135	26.217	190	201	21	0	1:33.386	29.317	168	41.689	156	22.380	207	214
8	0	1:54.258	35.456	152	50.881	120	27.921	185	196	22	0	1:33.023	29.297	169	41.292	160	22.434	208	213
9	0	1:55.015	36.679	152	51.379	138	26.957	190	194	23	0	<b>1:32.233</b>	<b>29.033</b>	<b>169</b>	41.033	165	<b>22.167</b>	<b>209</b>	213
10	0	1:53.446	37.448	150	50.165	136	25.833	187	192	24	0	1:32.540	29.289	169	41.003	147	22.248	208	213
11	0	1:53.244	35.893	153	50.238	133	27.113	186	186	25	0	1:33.583	29.534	169	41.189	159	22.860	206	<b>215</b>
12	0	1:56.230	36.463	153	53.274	136	26.493	191	195	26	0	1:33.301	29.983	169	41.074	157	22.244	209	215
13	0	3:27.290	35.345	154	52.951	134	1:58.994		177	27	0	1:33.347	29.533	169	41.393	153	22.421	207	214
14	0	1:42.498	36.383	167	43.322	140	22.793	207	213	28	0	1:32.520	29.133	171	<b>40.998</b>	<b>162</b>	22.389	207	214





# GT Cup Championship

## Sector List Race 4

Provisional



Brands Hatch, Length: 3916m

Air temperature: 13.57°C

Track temperature: 15.6°C

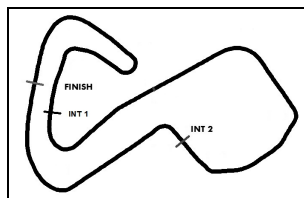
Weather condition: Wet

Sunday, May 1, 2022 15:10:00

Lap	Id	Time	SE1	SP1	SE2	SP2	SE3	SP3	TSP	Lap	Id	Time	SE1	SP1	SE2	SP2	SE3	SP3	TSP
<b>86 Creswich / Dymond</b>										<b>theoretical besttime: 1:32.468</b>									
1	0	2:42.496	1:09.304	111	1:04.146	107	29.046	185	131	16	0	1:34.526	29.920	166	41.998	148	22.608	208	216
2	0	1:49.383	36.171	154	48.510	138	24.702	206	209	17	0	1:33.796	29.597	168	41.659	153	22.540	209	216
3	0	1:43.697	33.101	164	46.754	143	23.842	204	212	18	0	1:34.328	29.959	166	42.031	150	22.338	208	216
4	0	1:43.269	32.384	156	46.760	136	24.125	207	213	19	0	1:35.367	29.394	169	43.782	154	22.191	209	213
5	0	1:43.075	32.574	159	45.592	141	24.909	206	209	20	0	1:33.007	29.395	169	41.266	153	22.346	209	217
6	0	1:42.894	32.809	159	44.947	142	25.138	205	213	21	0	<b>1:32.593</b>	<b>29.244</b>	<b>169</b>	41.130	153	22.219	210	<b>218</b>
7	0	1:37.390	31.181	163	43.152	152	23.057	208	214	22	0	1:32.871	29.458	169	<b>41.101</b>	<b>159</b>	22.312	210	217
8	0	1:38.591	31.104	164	43.970	147	23.517	205	216	23	0	1:34.022	30.099	162	41.702	153	22.221	210	217
9	0	1:40.918	31.996	158	45.844	151	23.078	206	212	24	0	1:34.319	29.396	169	41.483	147	23.440	207	217
10	0	1:43.700	30.610	166	49.798	141	23.292	208	212	25	0	1:33.486	29.585	168	41.282	155	22.619	210	218
11	0	1:41.868	32.745	163	45.809	145	23.314	207	205	26	0	1:33.123	29.347	169	41.206	157	22.570	209	217
12	0	1:39.933	31.715	159	45.084	150	23.134	208	212	27	0	1:32.849	29.328	170	41.398	151	<b>22.123</b>	<b>209</b>	216
13	0	1:41.155	30.940	165	45.463	141	24.752	207	214	28	0	1:32.860	29.376	169	41.276	152	22.208	208	217
14	0	3:14.961	31.958	156	44.630	151	1:58.373		216	29	0	1:33.560	29.448	169	41.459	155	22.653	210	217
15	0	1:42.576	36.091	164	43.413	140	23.072	208	214	30	0	1:33.882	29.688	169	41.714	147	22.480	209	217

<b>96 Currie</b>										<b>theoretical besttime: 1:37.721</b>									
1	0	2:42.185	1:07.344	93	1:04.414	93	30.427	179	130	16	0	2:58.710	31.769	159	44.898	140	1:42.043		210
2	0	1:50.909	36.374	142	49.939	127	24.596	200	204	17	0	1:46.889	37.875	159	45.300	152	23.714	203	208
3	0	1:43.096	32.856	158	46.293	136	23.947	<b>203</b>	210	18	0	1:39.459	31.606	159	44.262	145	23.591	202	209
4	0	1:43.625	32.513	155	46.837	135	24.275	201	204	19	0	<b>1:38.204</b>	31.155	163	<b>43.335</b>	<b>150</b>	23.714	200	210
5	0	1:42.382	31.487	161	46.540	132	24.355	202	206	20	0	1:39.542	31.932	165	43.775	154	23.835	201	<b>210</b>
6	0	1:42.025	32.750	152	45.060	137	24.215	202	210	21	0	1:39.426	31.251	162	43.991	141	24.184	201	210
7	0	1:40.021	32.583	156	43.966	154	<b>23.472</b>	203	208	22	0	1:38.474	<b>30.914</b>	<b>164</b>	43.901	149	23.659	201	209
8	0	1:40.070	31.027	160	44.865	<b>154</b>	24.178	201	204	23	0	1:40.098	31.342	160	44.407	139	24.349	201	210
9	0	1:42.892	31.582	158	46.616	124	24.694	200	198	24	0	1:41.779	31.949	161	45.641	143	24.189	201	208
10	0	1:42.945	32.325	156	46.081	136	24.539	194	206	25	0	1:40.980	32.038	159	44.850	147	24.092	200	209
11	0	1:44.005	33.721	138	46.211	143	24.073	202	208	26	0	1:41.527	31.863	156	45.632	146	24.032	200	186
12	0	1:41.851	33.069	155	44.740	133	24.042	203	209	27	0	1:40.919	32.306	162	44.615	146	23.998	200	208
13	0	1:41.177	32.685	158	44.458	125	24.034	201	209	28	0	1:39.462	31.302	164	44.329	124	23.831	201	208
14	0	1:42.249	32.822	156	45.628	150	23.799	202	207	29	0	1:39.928	31.169	163	44.648	145	24.111	199	208
15	0	1:39.041	31.051	161	44.166	148	23.824	202	209										

<b>247 Khara / McDonald</b>										<b>theoretical besttime: 1:28.903</b>									
1	0	2:39.128	49.586	93	1:09.210	83	40.332	152	112	17	0	1:34.485	29.854	154	42.593	146	22.038	228	221
2	0	1:43.952	33.922	171	46.355	128	23.675	217	191	18	0	3:15.439	30.964	162	41.174	147	2:03.301		231
3	0	1:40.600	32.913	162	44.732	132	22.955	225	222	19	0	1:41.291	37.738	170	41.510	157	22.043	227	216
4	0	1:37.875	31.289	173	43.805	133	22.781	224	218	20	0	1:30.360	28.977	187	40.005	160	21.378	230	237
5	0	1:36.741	30.916	159	43.146	131	22.679	225	223	21	0	1:30.896	28.975	189	40.636	160	21.285	229	233
6	0	1:35.207	30.211	170	42.108	138	22.888	223	225	22	0	1:30.189	28.462	188	40.248	166	21.479	229	237
7	0	1:35.837	30.316	172	41.788	139	23.733	208	234	23	0	1:29.716	28.594	187	39.913	165	21.209	230	237
8	0	1:35.852	30.507	161	42.502	140	22.843	223	214	24	0	<b>1:29.078</b>	28.497	188	<b>39.520</b>	<b>166</b>	<b>21.061</b>	<b>230</b>	237
9	0	1:34.396	30.040	157	42.090	140	22.266	226	211	25	0	1:30.697	28.378	184	40.859	170	21.460	230	236
10	0	1:35.519	30.968	169	42.088	139	22.463	225	219	26	0	1:30.449	29.389	188	39.654	160	21.406	230	237
11	0	1:36.864	31.679	162	43.194	138	21.991	226	213	27	0	1:29.189	28.464	187	39.571	161	21.154	230	237
12	0	1:34.284	30.276	168	41.885	144	22.123	226	231	28	0	1:29.930	28.370	179	40.028	142	21.532	229	<b>238</b>
13	0	1:34.541	29.749	176	41.617	138	23.175	224	231	29	0	1:29.199	28.405	187	39.625	163	21.169	229	237
14	0	1:32.593	29.670	180	40.961	142	21.962	226	232	30	0	1:29.317	<b>28.322</b>	<b>188</b>	39.839	164	21.156	229	237
15	0	1:33.803	30.025	162	40.968	150	22.810	225	233	31	0	1:29.647	28.529	188	39.776	164	21.342	230	238
16	0	1:33.127	29.645	180	41.159	136	22.723	227	234										



# GT Cup Championship

## Top speed list Race 4

Provisional



Brands Hatch, Length: 3916m

Air temperature: 13.57°C

Track temperature: 15.6°C

Weather condition: Wet

Sunday, May 1, 2022 15:10:00

#	Name (NAT)	Team	Car name	Speed	Lap	Race time
28	Paul Bailey	SB Race Engineering	McLaren MP4-12C Cam Am	241.07	24	42:00.996
9	Jensen Lunn	Topcats Racing	Lamborghini Super Trofeo	240.00	27	46:41.861
67	Simon Orange	Orange Racing powered by JMH	McLaren 720S GT3	238.93	21	36:14.668
247	Lucky Khera	Racelab	Ferrari 488 Challenge	238.93	28	45:57.091
56	Roy Millington	FF Corse	Ferrari 458 Challenge EVO	237.88	21	37:47.488
66	Morgan Tillbrook	Enduro Motorsport	McLaren 720S GT3	236.84	29	47:06.531
23	Ian Campbell	Greystone GT (GBR)	McLaren 720S GT3	236.32	29	47:45.683
61	John Dhillon	Scott Sport	Lamborghini Huracan GT3	235.29	21	34:47.062
6	Alex Stevenson	Century Motorsport	Ginetta G56 Supercup	227.84	26	45:00.419
7	Steve Burgess	Raw Motorsport	Radical RXC	226.41	3	5:06.427
3	Charlotte Gilbert	Topcats Racing	Lamborghini Super Trofeo	225.00	15	26:35.254
20	Tom Barrow	Saxon Motorsport	BMW 150 GTR	224.53	22	37:46.183
13	Tom Webb	Team Webb	Lamborghini Super Trofeo	222.68	2	3:30.821
50	James Wallis	Valluga Racing	Porsche Cayman 718 RS Clubsport	219.95	25	43:59.039
14	Phillip Carter	Greystone GT (GBR)	McLaren 570S GT4	218.62	15	27:21.606
86	Timothy Creswich	Caffeine Six by Parr Motorsport	Porsche Cayman Clubsport GT4	218.18	21	36:43.083
77	Mark Hopton	Greystone GT (GBR)	McLaren 570S GT4	218.18	22	37:44.649
78	Tim Docker	Fox Motorsport	McLaren 570S GT4	218.18	22	38:21.057
51	Matthew Graham	Valluga Racing	Porsche Cayman Clubsport GT4	216.43	25	45:07.575
80	Ron Trenka	Greystone GT (GBR)	McLaren 570S GT4	215.56	25	44:47.290
25	Kavi Jundu	Paddock Motorsport	McLaren 570S GT4	214.71	21	36:47.565
69	Stephen Walton	Make Happen Racing	Mercedes-AMG GT4	214.71	28	47:30.058
26	Tehmur Chohan	Paddock Motorsport	McLaren 570S GT4	212.59	7	12:02.733
12	Sacha Kakad	Petrolhead Motorsport	BMW E46	212.59	13	22:33.414
17	Russ Lindsay	Orange Racing powered by JMH	McLaren 570S GT4	212.59	22	40:32.983
96	Jon Currie	Make Happen Racing	Mercedes-AMG GT4	210.93	20	35:31.174
10	Callum Jenkins	Team Hard	Ginetta G55 GT4	205.71	2	3:38.982