



GT CUP CHAMPIONSHIP



MSVR Club Car Championships

Snetterton 300

1st / 2nd June 2024

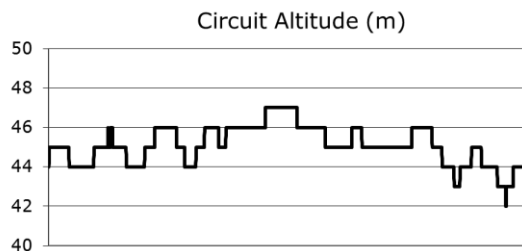
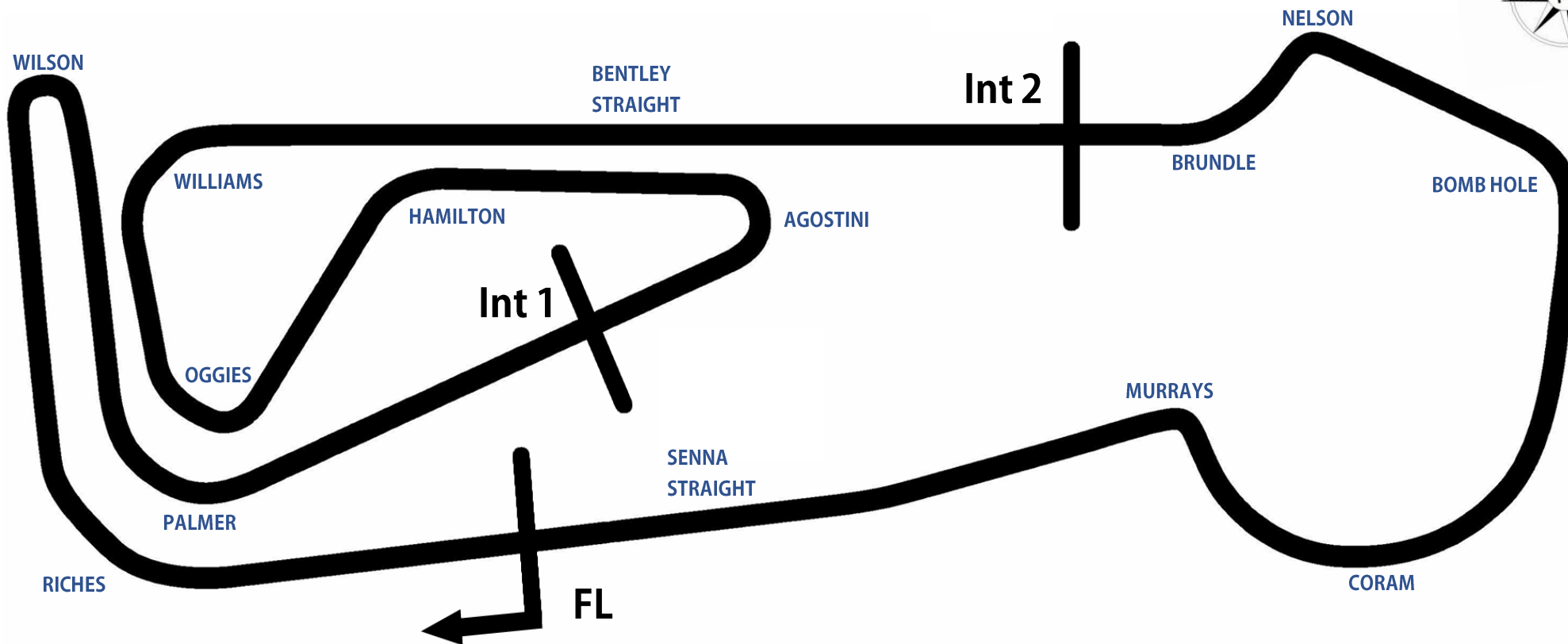


Timing & Results Provided by Timing Solutions Ltd

www.tsl-timing.com

Snetterton 300 Circuit

Norwich, Norfolk, UK



Length 2.9689 miles 4.778 km 4778.0 m			
FL		52.46340 N	0.94476 E
Int 1	1545m	52.46487 N	0.94466 E
Int 2	3198m	52.46617 N	0.94964 E
Pit Entry	4572m	52.46364 N	0.94774 E
Pit Exit	40m after FL	52.46338 N	0.94420 E
Pit Entry - Pit Exit 246m, 17.75 @ 50kph, 14.7s @ 60kph			

GT Cup Championship

SATURDAY PRACTICE - CLASSIFICATION

POS	NO	CL	PIC	TEAM / DRIVERS	CAR	TIME	ON	LAPS	GAP	DIFF	MPH
1	1	GTO	1	Kendall Developments Paul BAILEY / David BRABHAM (P)	Brabham BT62	1:48.134	2	7			98.84
2	6*	GTO	2	Team Abba Racing Richard NEARY / Ian LOGGIE	Mercedes AMG GT3	1:49.915	6	7	1.781	1.781	97.23
3	33	GT3	1	G-Cat Racing Shamus JENNINGS / Greg CATON	Porsche 911 GTR GT3	1:50.227	3	7	2.093	0.312	96.96
4	5	GTO	3	CTR Developments Richard CHAMBERLAIN	Porsche 935	1:54.199	8	8	6.065	3.972	93.59
5	2	GTC	1	Topcats Racing Charlotte GILBERT / Tom RAWLINGS (PS)	Lamborghini Super Trofeo	1:55.460	7	7	7.326	1.261	92.56
6	3	GTC	2	Topcats Racing Warren GILBERT / Fraser FENWICK	Lamborghini Super Trofeo	1:55.740	6	6	7.606	0.280	92.34
7	50	GTH	1	MKH Racing Peter MONTAGUE / Stuart HALL (P)	Aston Martin Vantage GT4	1:55.968	5	5	7.834	0.228	92.16
8	10*	GTH	2	Forsetti Motorsport Marc WARREN / Rianna O'MEARA-HUNT (PS)	Aston Martin Vantage GT4	1:56.752	4	7	8.618	0.784	91.54
9	11*	GTH	3	Paddock Motorsport Michael ORANT / Adam HATFIELD (PS)	McLaren Artura GT4	1:57.874	6	7	9.740	1.122	90.67
10	9*	GTH	4	Forsetti Motorsport Matthew HIGGINS / Mikey PORTER (PS)	Aston Martin Vantage GT4	1:58.541	4	7	10.407	0.667	90.16
11	72	GTC	3	Woodrow Motorsport Chris MURPHY	BMW M3 GTR	1:58.743	6	6	10.609	0.202	90.01
12	75	GTC	4	Team Parker Racing Keith BUSH	Porsche 911 GT3 Cup	1:59.582	7	7	11.448	0.839	89.37
13	86	GTH	5	SVG Motorsport James TOWNSEND / Leona THEOBALD	Ginetta G56 GT4	2:00.567	6	7	12.433	0.985	88.64
14	370	GTA	1	Jolt Racing Rupert WILLIAMS / John INGRAM (PS)	McLaren 570S GT4	2:11.644	6	6	23.510	11.077	81.18

Comments:

No. 6, 10, 11 - 1 Lap time disallowed; exceeding track limits.

No. 9 - 2 Lap times disallowed; exceeding track limits.

Weather / Track : Bright / Dry

These results are provisional until the conclusion of any judicial and technical matters.

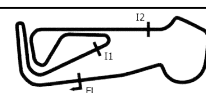
Date: 01/06/2024 Start: 09:45 Finish: 10:00

Snetterton 300: 2.9689 miles

Clerk Of Course: Andy Stevens

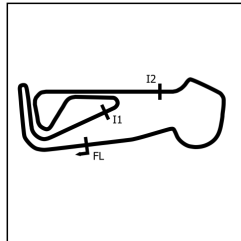
Stewards:

Timekeeper: Nick Palmer



GT Cup Championship

SATURDAY PRACTICE - SECTOR ANALYSIS



SECTOR 1 = FL to I1, SECTOR 2 = I1 to I2, SECTOR 3 = I2 to FL, DIFF = Difference To Personal Best Lap, P = Crossed Finish Line in Pit Lane, D = Time Disallowed

P1	1 GTO	Kendall Developments	Brabham BT62				
IDEAL LAP TIME : 1:48.134		BEST LAP TIME : 1:48.134		DIFFERENCE : 0.000			
D1: Paul BAILEY		D2: David BRABHAM (P)					
LAP	SECTOR 1	SECTOR 2	SECTOR 3	LAP TIME	MPH	DIFF	TIME OF DAY
1 - D1	OUTLAP	43.585	40.170	2:07.866	83.58	19.732	09:47:44.265
2 - D1	33.895	38.618	35.621	1:48.134 (1)	98.84		09:49:32.399
3 - D1	34.787	39.088	IN PIT	4:01.391 P	44.27	2:13.257	09:53:33.790
4 - D1	OUTLAP	40.251	39.298	1:59.359	89.54	11.225	09:55:33.149
5 - D1	35.145	39.632	37.460	1:52.237	95.22	4.103	09:57:25.386
6 - D1	35.442	39.543	36.931	1:51.916 (3)	95.50	3.782	09:59:17.302
7 - D1	34.549	39.711	36.964	1:51.224 (2)	96.09	3.090	10:01:08.526

P2	6 GTO	Team Abba Racing	Mercedes AMG GT3				
IDEAL LAP TIME : 1:49.813		BEST LAP TIME : 1:49.915		DIFFERENCE : 0.102			
D1: Richard NEARY		D2: Ian LOGGIE					
LAP	SECTOR 1	SECTOR 2	SECTOR 3	LAP TIME	MPH	DIFF	TIME OF DAY
1 - D2	OUTLAP	40.795	37.771	2:00.686	88.56	10.771	09:47:23.954
2 - D2	34.906	39.489	36.736	1:51.131 (2)	96.17	1.216	09:49:15.085
3 - D2	34.960	39.862	36.828	1:51.650 (3)	95.72	1.735	09:51:06.735
4 - D2	34.535	39.618	IN PIT	3:52.568 P	45.95	2:02.653	09:54:59.303
5 - D2	OUTLAP	39.750	36.553	1:56.192	91.98	6.277	09:56:55.495
6 - D2	34.510	39.110	36.295	1:49.915 (1)	97.23		09:58:45.410
7 - D2	34.568	39.008	36.468	4:50.044 D	97.12	0.129	10:00:35.454

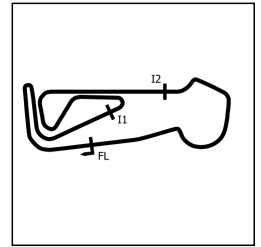
P3	33 GT3	G-Cat Racing	Porsche 911 GTR GT3				
IDEAL LAP TIME : 1:49.278		BEST LAP TIME : 1:50.227		DIFFERENCE : 0.949			
D1: Shamus JENNINGS		D2: Greg CATON					
LAP	SECTOR 1	SECTOR 2	SECTOR 3	LAP TIME	MPH	DIFF	TIME OF DAY
1 - D2	OUTLAP	41.860	38.474	2:04.281	85.99	14.054	09:47:28.442
2 - D2	35.970	39.553	36.893	1:52.416 (2)	95.07	2.189	09:49:20.858
3 - D2	34.960	38.965	36.302	1:50.227 (1)	96.96		09:51:11.085
4 - D2	34.364	38.612	IN PIT	4:03.925 P	43.81	2:13.698	09:55:15.010
5 - D2	OUTLAP	41.031	39.566	2:02.913	86.95	12.686	09:57:17.923
6 - D2	35.531	40.306	37.988	1:53.825	93.89	3.598	09:59:11.748
7 - D2	35.323	40.325	37.630	1:53.278 (3)	94.35	3.051	10:01:05.026

P4	5 GTO	CTR Developments	Porsche 935				
IDEAL LAP TIME : 1:53.885		BEST LAP TIME : 1:54.199		DIFFERENCE : 0.314			
D1: Richard CHAMBERLAIN							
LAP	SECTOR 1	SECTOR 2	SECTOR 3	LAP TIME	MPH	DIFF	TIME OF DAY
1 - D1	OUTLAP	41.947	39.238	2:04.978	85.51	10.779	09:47:30.859
2 - D1	36.433	41.356	38.463	1:56.252	91.93	2.053	09:49:27.111
3 - D1	36.254	41.253	38.828	1:56.335	91.87	2.136	09:51:23.446
4 - D1	36.579	41.233	38.365	1:56.177	91.99	1.978	09:53:19.623
5 - D1	35.765	41.066	38.099	1:54.930 (3)	92.99	0.731	09:55:14.553
6 - D1	35.889	41.183	38.386	1:55.458	92.57	1.259	09:57:10.011
7 - D1	35.627	40.661	38.445	1:54.733 (2)	93.15	0.534	09:59:04.744
8 - D1	35.671	40.159	38.369	1:54.199 (1)	93.59		10:00:58.943

P5	2 GTC	Topcats Racing	Lamborghini Super Trofeo				
IDEAL LAP TIME : 1:55.081		BEST LAP TIME : 1:55.460		DIFFERENCE : 0.379			
D1: Charlotte GILBERT		D2: Tom RAWLINGS (PS)					
LAP	SECTOR 1	SECTOR 2	SECTOR 3	LAP TIME	MPH	DIFF	TIME OF DAY
1 - D1	OUTLAP	45.049	41.071	2:14.864	79.25	19.404	09:48:04.383
2 - D1	36.994	41.548	40.603	1:59.145	89.70	3.685	09:50:03.528
3 - D1	36.525	41.326	39.391	1:57.242	91.16	1.782	09:52:00.770
4 - D1	36.209	41.205	38.978	1:56.392 (3)	91.82	0.932	09:53:57.162
5 - D1	36.076	41.392	39.296	1:56.764	91.53	1.304	09:55:53.926
6 - D1	36.192	40.758	38.643	1:55.593 (2)	92.46	0.133	09:57:49.519
7 - D1	35.680	40.956	38.824	1:55.460 (1)	92.56		09:59:44.979

GT Cup Championship

SATURDAY PRACTICE - SECTOR ANALYSIS



SECTOR 1 = FL to I1, SECTOR 2 = I1 to I2, SECTOR 3 = I2 to FL, DIFF = Difference To Personal Best Lap, P = Crossed Finish Line in Pit Lane, D = Time Disallowed

P6 3 GTC Topcats Racing			Lamborghini Super Trofeo				
IDEAL LAP TIME : 1:55.008		BEST LAP TIME : 1:55.740		DIFFERENCE : 0.732			
D1: Warren GILBERT		D2: Fraser FENWICK					
LAP	SECTOR 1	SECTOR 2	SECTOR 3	LAP TIME	MPH	DIFF	TIME OF DAY
1 - D1	OUTLAP	46.611	41.614	2:19.149	76.81	23.409	09:48:01.192
2 - D1	37.614	41.581	39.450	1:58.645	90.08	2.905	09:49:59.837
3 - D1	36.077	40.868	38.904	1:55.849 (2)	92.25	0.109	09:51:55.686
4 - D1	36.169	41.479	38.547	1:56.195	91.98	0.455	09:53:51.881
5 - D1	36.703	40.944	38.376	1:56.023 (3)	92.12	0.283	09:55:47.904
6 - D1	36.499	40.555	38.686	1:55.740 (1)	92.34		09:57:43.644

P7 50 GTH MKH Racing			Aston Martin Vantage GT4				
IDEAL LAP TIME : 1:55.968		BEST LAP TIME : 1:55.968		DIFFERENCE : 0.000			
D1: Peter MONTAGUE		D2: Stuart HALL (P)					
LAP	SECTOR 1	SECTOR 2	SECTOR 3	LAP TIME	MPH	DIFF	TIME OF DAY
1 - D1	OUTLAP	45.264	IN PIT	4:14.629 P	41.97	2:18.661	09:49:48.961
2 - D1	OUTLAP	42.242	38.736	2:02.499	87.25	6.531	09:51:51.460
3 - D1	36.779	41.358	38.535	1:56.672 (2)	91.60	0.704	09:53:48.132
4 - D1	36.980	41.463	38.324	1:56.767 (3)	91.53	0.799	09:55:44.899
5 - D1	36.469	41.236	38.263	1:55.968 (1)	92.16		09:57:40.867

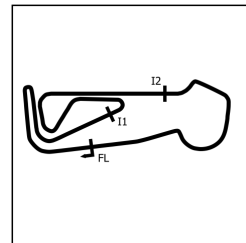
P8 10 GTH Forsetti Motorsport			Aston Martin Vantage GT4				
IDEAL LAP TIME : 1:56.752		BEST LAP TIME : 1:56.752		DIFFERENCE : 0.000			
D1: Marc WARREN		D2: Rianna O'MEARA-HUNT (P)					
LAP	SECTOR 1	SECTOR 2	SECTOR 3	LAP TIME	MPH	DIFF	TIME OF DAY
1 - D1	OUTLAP	43.265	40.992	2:08.650	83.07	11.898	09:47:46.475
2 - D1	36.894	41.708	38.749	1:57.351 (3)	91.07	0.599	09:49:43.826
3 - D1	36.804	41.725	38.786	1:57.315 (2)	91.10	0.563	09:51:41.141
4 - D1	36.740	41.515	38.497	1:56.752 (1)	91.54		09:53:37.893
5 - D1	36.896	42.369	IN PIT	3:44.968 P	47.50	1:48.216	09:57:22.861
6 - D1	OUTLAP	43.474	39.168	2:04.066	86.14	7.314	09:59:26.927
7 - D1	37.106	41.543	38.967	4:57.646 D	90.87	0.864	10:01:24.543

P9 11 GTH Paddock Motorsport			McLaren Artura GT4				
IDEAL LAP TIME : 1:57.855		BEST LAP TIME : 1:57.874		DIFFERENCE : 0.019			
D1: Michael ORANT		D2: Adam HATFIELD (PS)					
LAP	SECTOR 1	SECTOR 2	SECTOR 3	LAP TIME	MPH	DIFF	TIME OF DAY
1 - D1	OUTLAP	44.642	42.281	2:11.960	80.99	14.086	09:47:52.576
2 - D1	38.184	43.390	40.976	2:02.550 (3)	87.21	4.676	09:49:55.126
3 - D1	38.585	43.602	IN PIT	3:55.104 P	45.46	1:57.230	09:53:50.230
4 - D1	OUTLAP	43.006	40.098	2:05.031	85.48	7.157	09:55:55.261
5 - D1	37.324	42.134	39.217	1:58.675 (2)	90.06	0.801	09:57:53.936
6 - D1	36.977	41.845	39.052	1:57.874 (1)	90.67		09:59:51.810
7 - D1	37.174	41.889	39.033	4:58.096 D	90.50	0.222	10:01:49.906

P10 9 GTH Forsetti Motorsport				Aston Martin Vantage GT4			
IDEAL LAP TIME : 1:57.799		BEST LAP TIME : 1:58.541		DIFFERENCE : 0.742			
D1: Matthew HIGGINS		D2: Mikey PORTER (PS)					
LAP	SECTOR 1	SECTOR 2	SECTOR 3	LAP TIME	MPH	DIFF	TIME OF DAY
1 - D2	OUTLAP	44.032	43.450	2:11.420	81.32	12.879	09:47:50.350
2 - D2	38.516	42.357	39.116	1:59.989 (3)	89.07	1.448	09:49:50.339
3 - D2	37.407	42.002	39.217	1:58.626 (2)	90.09	0.085	09:51:48.965
4 - D2	37.255	42.253	39.033	1:58.541 (1)	90.16		09:53:47.506
5 - D2	38.229	42.662	IN PIT	3:49.995 P	46.47	1:51.454	09:57:37.501
6 - D2	OUTLAP	41.838	38.911	2:02.532 D	87.22	3.991	09:59:40.033
7 - D2	37.050	42.620	39.261	1:58.934 D	89.86	0.390	10:01:38.964

GT Cup Championship

SATURDAY PRACTICE - SECTOR ANALYSIS



SECTOR 1 = FL to I1, SECTOR 2 = I1 to I2, SECTOR 3 = I2 to FL, DIFF = Difference To Personal Best Lap, P = Crossed Finish Line in Pit Lane, D = Time Disallowed

P11 72 GTC		Woodrow Motorsport		BMW M3 GTR			
IDEAL LAP TIME : 1:58.743		BEST LAP TIME : 1:58.743		DIFFERENCE : 0.000			
D1: Chris MURPHY							
LAP	SECTOR 1	SECTOR 2	SECTOR 3	LAP TIME	MPH	DIFF	TIME OF DAY

1 - D1	OUTLAP	44.693	42.942	2:13.245	80.21	14.502	09:48:19.053
2 - D1	38.299	42.881	IN PIT	3:05.977 P	57.46	1:07.234	09:51:25.030
3 - D1	OUTLAP	45.339	40.599	2:08.248	83.33	9.505	09:53:33.278
4 - D1	37.692	42.181	40.509	2:00.382 (2)	88.78	1.639	09:55:33.660
5 - D1	38.042	42.093	40.764	2:00.899 (3)	88.40	2.156	09:57:34.559
6 - D1	37.125	41.910	39.708	1:58.743 (1)	90.01		09:59:33.302

P12 75 GTC		Team Parker Racing		Porsche 911 GT3 Cup			
IDEAL LAP TIME : 1:59.582		BEST LAP TIME : 1:59.582		DIFFERENCE : 0.000			
D1: Keith BUSH							
LAP	SECTOR 1	SECTOR 2	SECTOR 3	LAP TIME	MPH	DIFF	TIME OF DAY

1 - D1	OUTLAP	48.870	47.144	2:26.449	72.98	26.867	09:47:48.321
2 - D1	44.415	46.568	44.923	2:15.906	78.64	16.324	09:50:04.227
3 - D1	42.817	47.255	43.598	2:13.670	79.95	14.088	09:52:17.897
4 - D1	38.662	44.851	40.978	2:04.491	85.85	4.909	09:54:22.388
5 - D1	37.723	42.674	40.324	2:00.721 (3)	88.53	1.139	09:56:23.109
6 - D1	37.638	42.371	39.778	1:59.787 (2)	89.22	0.205	09:58:22.896
7 - D1	37.605	42.360	39.617	1:59.582 (1)	89.37		10:00:22.478

P13		86 GTH	SVG Motorsport					Ginetta G56 GT4
IDEAL LAP TIME : 2:00.364		BEST LAP TIME : 2:00.567		DIFFERENCE : 0.203				
D1: James TOWNSEND		D2: Leona THEOBALD						
LAP	SECTOR 1		SECTOR 2	SECTOR 3	LAP TIME	MPH	DIFF	TIME OF DAY

1 - D1	OUTLAP	47.578	43.626	2:18.899	76.94	18.332	09:47:48.872
2 - D1	41.166	43.797	40.701	2:05.664	85.05	5.097	09:49:54.536
3 - D1	38.599	43.672	IN PIT	3:30.395 P	50.80	1:29.828	09:53:24.931
4 - D1	OUTLAP	44.459	40.445	2:07.807	83.62	7.240	09:55:32.738
5 - D1	38.162	42.761	42.036	2:02.959 (3)	86.92	2.392	09:57:35.697
6 - D1	37.728	42.964	39.875	2:00.567 (1)	88.64		09:59:36.264
7 - D1	38.786	43.233	40.500	2:02.519 (2)	87.23	1.952	10:01:38.783

P14 370 GTA		Jolt Racing		McLaren 570S GT4			
IDEAL LAP TIME : 2:11.150		BEST LAP TIME : 2:11.644		DIFFERENCE : 0.494			
D1: Rupert WILLIAMS		D2: John INGRAM (PS)					
LAP	SECTOR 1	SECTOR 2	SECTOR 3	LAP TIME	MPH	DIFF	TIME OF DAY

1 - D1	OUTLAP	52.821	47.724	2:37.265	67.96	25.621	09:48:21.859
2 - D1	43.340	47.892	45.857	2:17.089	77.96	5.445	09:50:38.948
3 - D1	42.872	47.596	44.569	2:15.037	79.14	3.393	09:52:53.985
4 - D1	41.847	46.907	44.235	2:12.989 (2)	80.36	1.345	09:55:06.974
5 - D1	42.553	47.167	44.695	2:14.415 (3)	79.51	2.771	09:57:21.389
6 - D1	42.341	45.377	43.926	2:11.644 (1)	81.18		09:59:33.033

SATURDAY PRACTICE - BEST SECTORS

PERFECT LAP	1:48.128
-------------	----------

GT Cup Championship

SATURDAY PRACTICE - PIT STOP ANALYSIS

P11 Kendall Developments				
STOP	IN TIME	STOP TIME	TOTAL TIME	OUT TIME
1 -	09:51:24.159	2:09.631	2:09.631	09:53:33.790

P2 6 Team Abba Racing				
STOP	IN TIME	STOP TIME	TOTAL TIME	OUT TIME
1 -	09:52:58.481	2:00.822	2:00.822	09:54:59.303

P3 33 G-Cat Racing				
STOP	IN TIME	STOP TIME	TOTAL TIME	OUT TIME
1 -	09:52:59.687	2:15.323	2:15.323	09:55:15.010

P5 2 Topcats Racing				
STOP	IN TIME	STOP TIME	TOTAL TIME	OUT TIME
1 -	10:01:49.047			

P6 3 Topcats Racing				
STOP	IN TIME	STOP TIME	TOTAL TIME	OUT TIME
1 -	09:59:40.600			

P7 50 MKH Racing				
STOP	IN TIME	STOP TIME	TOTAL TIME	OUT TIME
1 -	09:47:44.197	2:04.764	2:04.764	09:49:48.961
2 -	09:59:43.748			

P8 10 Forsetti Motorsport				
STOP	IN TIME	STOP TIME	TOTAL TIME	OUT TIME
1 -	09:55:34.861	1:48.000	1:48.000	09:57:22.861

P9 11 Paddock Motorsport				
STOP	IN TIME	STOP TIME	TOTAL TIME	OUT TIME
1 -	09:51:58.254	1:51.976	1:51.976	09:53:50.230

P10 9 Forsetti Motorsport				
STOP	IN TIME	STOP TIME	TOTAL TIME	OUT TIME
1 -	09:55:49.026	1:48.475	1:48.475	09:57:37.501

P11 72 Woodrow Motorsport				
STOP	IN TIME	STOP TIME	TOTAL TIME	OUT TIME
1 -	09:50:21.869	1:03.161	1:03.161	09:51:25.030
2 -	10:01:35.744			

P13 86 SVG Motorsport				
STOP	IN TIME	STOP TIME	TOTAL TIME	OUT TIME
1 -	09:51:56.762	1:28.169	1:28.169	09:53:24.931

P14 370 Jolt Racing				
STOP	IN TIME	STOP TIME	TOTAL TIME	OUT TIME
1 -	10:01:47.813			

GT Cup Championship

SATURDAY PRACTICE - STATISTICS

Competitors Started	14
Planned Start	2024-06-01 @ 09:45:00.000
Actual Start	2024-06-01 @ 09:45:13.878
Finish Time	2024-06-01 @ 10:00:15.877
Track Length	2.9689mi.
Total Laps	94
Total Distance Covered	279.0776mi.

Session Fastest Lap History

NO	CL	NAME	LAP TIME	TIME OF DAY	LAP	VEHICLE
6	GTO	Team Abba Racing	1:51.131	09:49:15.095	2	Mercedes AMG GT3
1	GTO	Kendall Developments	1:48.134	09:49:32.409	2	Brabham BT62

Flag History

TYPE	TIME OF DAY
GREEN	09:45:13.878
FINISH	10:00:15.877

Flag Statistics

TYPE	COUNT	TOTAL LAPS	TOTAL TIME
Green	1	8	25:04.514
Red	0	0	0.000
Safety Car	0	0	0.000
FCY	0	0	0.000

GT Cup Championship

SATURDAY PRACTICE - STATISTICS

CLASS : GTO3 Starters

Fastest Lap History

NO	NAME	LAP TIME	TIME OF DAY	LAP	VEHICLE
6	Team Abba Racing	1:51.131	09:49:15.095	2	Mercedes AMG GT3
1	Kendall Developments	1:48.134	09:49:32.409	2	Brabham BT62

GT Cup Championship

SATURDAY PRACTICE - STATISTICS

CLASS : GT3

1 Starters

Fastest Lap History

NO	NAME	LAP TIME	TIME OF DAY	LAP	VEHICLE
33	G-Cat Racing	1:52.416	09:49:20.879	2	Porsche 911 GTR GT3
33	G-Cat Racing	1:50.227	09:51:11.105	3	Porsche 911 GTR GT3

GT Cup Championship

SATURDAY PRACTICE - STATISTICS

CLASS : GTC

4 Starters

Fastest Lap History

NO	NAME	LAP TIME	TIME OF DAY	LAP	VEHICLE
3	Topcats Racing	1:58.645	09:49:59.850	2	Lamborghini Super Trofeo
3	Topcats Racing	1:55.849	09:51:55.699	3	Lamborghini Super Trofeo
3	Topcats Racing	1:55.740	09:57:43.657	6	Lamborghini Super Trofeo
2	Topcats Racing	1:55.593	09:57:49.532	6	Lamborghini Super Trofeo
2	Topcats Racing	1:55.460	09:59:44.992	7	Lamborghini Super Trofeo

GT Cup Championship

SATURDAY PRACTICE - STATISTICS

CLASS : GTH5 Starters

Fastest Lap History

NO	NAME	LAP TIME	TIME OF DAY	LAP	VEHICLE
10	Forsetti Motorsport	1:57.351	09:49:43.846	2	Aston Martin Vantage GT4
10	Forsetti Motorsport	1:57.315	09:51:41.160	3	Aston Martin Vantage GT4
10	Forsetti Motorsport	1:56.752	09:53:37.913	4	Aston Martin Vantage GT4
50	MKH Racing	1:56.672	09:53:48.153	3	Aston Martin Vantage GT4
50	MKH Racing	1:55.968	09:57:40.888	5	Aston Martin Vantage GT4

GT Cup Championship

SATURDAY PRACTICE - STATISTICS

CLASS : GTA1 Starters

Fastest Lap History

NO	NAME	LAP TIME	TIME OF DAY	LAP	VEHICLE
370	Jolt Racing	2:17.089	09:50:38.957	2	McLaren 570S GT4
370	Jolt Racing	2:15.037	09:52:53.993	3	McLaren 570S GT4
370	Jolt Racing	2:12.989	09:55:06.984	4	McLaren 570S GT4
370	Jolt Racing	2:11.644	09:59:33.043	6	McLaren 570S GT4

GT Cup Championship

SATURDAY QUALIFYING (GROUP 1) - CLASSIFICATION

POS	NO	CL	PIC	TEAM / DRIVERS	CAR	TIME	ON	LAPS	GAP	DIFF	MPH
1	6	GTO	1	Team Abba Racing Richard NEARY / Ian LOGGIE	Mercedes AMG GT3	1:47.846	4	4			99.10
2	1	GTO	2	Kendall Developments Paul BAILEY / David BRABHAM (P)	Brabham BT62	1:48.711	6	6	0.865	0.865	98.31
3	2	GTC	1	Topcats Racing Charlotte GILBERT / Tom RAWLINGS (PS)	Lamborghini Super Trofeo	1:49.546	4	4	1.700	0.835	97.56
4	5	GTO	3	CTR Developments Richard CHAMBERLAIN	Porsche 935	1:49.692	7	8	1.846	0.146	97.43
5	33	GT3	1	G-Cat Racing Shamus JENNINGS / Greg CATON	Porsche 911 GTR GT3	1:50.500	4	7	2.654	0.808	96.72
6	3	GTC	2	Topcats Racing Warren GILBERT / Fraser FENWICK	Lamborghini Super Trofeo	1:51.238	6	6	3.392	0.738	96.08
7	72	GTC	3	Woodrow Motorsport Chris MURPHY	BMW M3 GTR	1:55.963	6	7	8.117	4.725	92.16
8	75	GTC	4	Team Parker Racing Keith BUSH	Porsche 911 GT3 Cup	1:56.537	8	8	8.691	0.574	91.71

Weather / Track : Bright / Dry

These results are provisional until the conclusion of any judicial and technical matters.

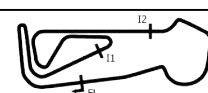
Date: 01/06/2024 Start: 10:10 Finish: 10:25

Snetterton 300: 2.9689 miles

Clerk Of Course: Andy Stevens

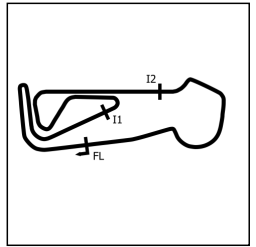
Stewards:

Timekeeper: Nick Palmer



GT Cup Championship

SATURDAY QUALIFYING (GROUP 1) - SECTOR ANALYSIS



SECTOR 1 = FL to I1, SECTOR 2 = I1 to I2, SECTOR 3 = I2 to FL, DIFF = Difference To Personal Best Lap, P = Crossed Finish Line in Pit Lane, D = Time Disallowed

P1 6 GTO Team Abba Racing		Mercedes AMG GT3					
IDEAL LAP TIME : 1:47.787		BEST LAP TIME : 1:47.846		DIFFERENCE : 0.059			
D1: Richard NEARY		D2: Ian LOGGIE					
LAP	SECTOR 1	SECTOR 2	SECTOR 3	LAP TIME	MPH	DIFF	TIME OF DAY

1 - D2	OUTLAP	44.318	40.409	2:03.982	86.20	16.136	10:12:32.750
2 - D2	34.235	38.668	35.744	1:48.647 (3)	98.37	0.801	10:14:21.397
3 - D2	33.881	38.409	35.568	1:47.858 (2)	99.09	0.012	10:16:09.255
4 - D2	33.832	38.468	35.546	1:47.846 (1)	99.10		10:17:57.101

P2 1 GTO		Kendall Developments		Brabham BT62			
IDEAL LAP TIME : 1:48.301		BEST LAP TIME : 1:48.711		DIFFERENCE : 0.410			
D1: Paul BAILEY		D2: David BRABHAM (P)					
LAP	SECTOR 1	SECTOR 2	SECTOR 3	LAP TIME	MPH	DIFF	TIME OF DAY

1 - D1	OUTLAP	42.036	38.785	2:03.007	86.89	14.296	10:12:35.203
2 - D1	35.120	39.512	37.035	1:51.667	95.71	2.956	10:14:26.870
3 - D1	34.607	38.851	36.009	1:49.467 (3)	97.63	0.756	10:16:16.337
4 - D1	34.063	38.959	41.839	1:54.861	93.05	6.150	10:18:11.198
5 - D1	34.406	38.374	36.472	1:49.252 (2)	97.82	0.541	10:20:00.450
6 - D1	33.942	38.350	36.419	1:48.711 (1)	98.31		10:21:49.161

P3 2 GTC Topcats Racing		Lamborghini Super Trofeo					
IDEAL LAP TIME : 1:49.546		BEST LAP TIME : 1:49.546		DIFFERENCE : 0.000			
D1: Charlotte GILBERT		D2: Tom RAWLINGS (PS)					
LAP	SECTOR 1	SECTOR 2	SECTOR 3	LAP TIME	MPH	DIFF	TIME OF DAY

1 - D1	OUTLAP	40.868	44.038	2:03.875	86.28	14.329	10:12:55.108
2 - D1	34.900	39.311	36.487	1:50.698 (3)	96.55	1.152	10:14:45.806
3 - D1	34.644	39.480	36.272	1:50.396 (2)	96.81	0.850	10:16:36.202
4 - D1	34.349	39.085	36.112	1:49.546 (1)	97.56		10:18:25.748

P4 5 GTO CTR Developments				Porsche 935			
IDEAL LAP TIME : 1:49.367		BEST LAP TIME : 1:49.692		DIFFERENCE : 0.325			
D1: Richard CHAMBERLAIN							
LAP	SECTOR 1	SECTOR 2	SECTOR 3	LAP TIME	MPH	DIFF	TIME OF DAY

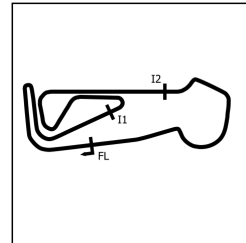
1 - D1	OUTLAP	41.560	37.728	1:59.065	89.76	9.373	10:13:12.950
2 - D1	34.285	39.547	36.686	1:50.518	96.70	0.826	10:15:03.468
3 - D1	34.230	39.076	36.739	1:50.045 (2)	97.12	0.353	10:16:53.513
4 - D1	37.028	46.334	41.270	2:04.632	85.75	14.940	10:18:58.145
5 - D1	36.289	45.654	40.661	2:02.604	87.17	12.912	10:21:00.749
6 - D1	34.720	39.045	36.605	1:50.370	96.83	0.678	10:22:51.119
7 - D1	34.324	38.532	36.836	1:49.692 (1)	97.43		10:24:40.811
8 - D1	34.382	38.906	36.863	1:50.151 (3)	97.03	0.459	10:26:30.962

P5 33 GT3		G-Cat Racing		Porsche 911 GTR GT3			
IDEAL LAP TIME : 1:50.163		BEST LAP TIME : 1:50.500		DIFFERENCE : 0.337			
D1: Shamus JENNINGS		D2: Greg CATON					
LAP	SECTOR 1	SECTOR 2	SECTOR 3	LAP TIME	MPH	DIFF	TIME OF DAY

1 - D1	OUTLAP	42.354	40.610	2:04.430	85.89	13.930	10:12:38.531
2 - D1	35.127	39.885	36.954	1:51.966	95.45	1.466	10:14:30.497
3 - D1	34.907	39.838	37.122	1:51.867 (3)	95.54	1.367	10:16:22.364
4 - D1	34.701	39.184	36.615	1:50.500 (1)	96.72		10:18:12.864
5 - D1	34.599	46.985	40.156	2:01.740	87.79	11.240	10:20:14.604
6 - D1	35.113	44.574	41.054	2:00.741	88.52	10.241	10:22:15.345
7 - D1	34.679	39.569	36.380	1:50.628 (2)	96.61	0.128	10:24:05.973

GT Cup Championship

SATURDAY QUALIFYING (GROUP 1) - SECTOR ANALYSIS



SECTOR 1 = FL to I1, SECTOR 2 = I1 to I2, SECTOR 3 = I2 to FL, DIFF = Difference To Personal Best Lap, P = Crossed Finish Line in Pit Lane, D = Time Disallowed

P6 3 GTC Topcats Racing			Lamborghini Super Trofeo				
IDEAL LAP TIME : 1:51.238		BEST LAP TIME : 1:51.238		DIFFERENCE : 0.000			
D1: Warren GILBERT		D2: Fraser FENWICK					
LAP	SECTOR 1	SECTOR 2	SECTOR 3	LAP TIME	MPH	DIFF	TIME OF DAY
1 - D1	OUTLAP	41.613	38.505	2:01.184	88.19	9.946	10:13:01.528
2 - D1	36.114	40.609	37.920	1:54.643	93.22	3.405	10:14:56.171
3 - D1	35.285	39.867	37.222	1:52.374 (2)	95.11	1.136	10:16:48.545
4 - D1	35.387	39.816	37.191	1:52.394 (3)	95.09	1.156	10:18:40.939
5 - D1	35.348	40.332	38.680	1:54.360	93.45	3.122	10:20:35.299
6 - D1	34.929	39.434	36.875	1:51.238 (1)	96.08		10:22:26.537

P7 72 GTC Woodrow Motorsport			BMW M3 GTR				
IDEAL LAP TIME : 1:55.871		BEST LAP TIME : 1:55.963		DIFFERENCE : 0.092			
D1: Chris MURPHY							
LAP	SECTOR 1	SECTOR 2	SECTOR 3	LAP TIME	MPH	DIFF	TIME OF DAY
1 - D1	OUTLAP	43.817	41.055	2:07.612	83.75	11.649	10:13:17.183
2 - D1	37.305	41.710	39.450	1:58.465	90.22	2.502	10:15:15.648
3 - D1	36.732	40.945	39.108	1:56.785 (3)	91.51	0.822	10:17:12.433
4 - D1	37.185	42.858	39.865	1:59.908	89.13	3.945	10:19:12.341
5 - D1	36.725	40.935	38.891	1:56.551 (2)	91.70	0.588	10:21:08.892
6 - D1	36.674	40.751	38.538	1:55.963 (1)	92.16		10:23:04.855
7 - D1	38.907	43.390	40.736	2:03.033	86.87	7.070	10:25:07.888

P8 75 GTC Team Parker Racing		Porsche 911 GT3 Cup					
IDEAL LAP TIME : 1:55.833		BEST LAP TIME : 1:56.537		DIFFERENCE : 0.704			
D1: Keith BUSH							
LAP	SECTOR 1	SECTOR 2	SECTOR 3	LAP TIME	MPH	DIFF	TIME OF DAY
1 - D1	OUTLAP	44.532	40.928	2:12.005	80.96	15.468	10:12:43.330
2 - D1	37.165	42.284	39.164	1:58.613	90.10	2.076	10:14:41.943
3 - D1	37.370	42.517	39.296	1:59.183	89.67	2.646	10:16:41.126
4 - D1	37.021	41.757	39.057	1:57.835	90.70	1.298	10:18:38.961
5 - D1	37.171	42.650	39.479	1:59.300	89.58	2.763	10:20:38.261
6 - D1	37.176	41.161	38.709	1:57.046 (3)	91.31	0.509	10:22:35.307
7 - D1	36.819	40.958	39.005	1:56.782 (2)	91.52	0.245	10:24:32.089
8 - D1	36.166	41.097	39.274	1:56.537 (1)	91.71		10:26:28.626

SATURDAY QUALIFYING (GROUP 1) - BEST SECTORS

PERFECT LAP	1:47.728
-------------	----------

GT Cup Championship

SATURDAY QUALIFYING (GROUP 1) - STATISTICS

Competitors Started	8
Planned Start	2024-06-01 @ 10:10:00.000
Actual Start	2024-06-01 @ 10:10:24.868
Finish Time	2024-06-01 @ 10:25:24.466
Track Length	2.9689mi.
Total Laps	50
Total Distance Covered	148.4455mi.

Session Fastest Lap History

NO	CL	NAME	LAP TIME	TIME OF DAY	LAP	VEHICLE
6	GTO	Team Abba Racing	1:48.647	10:14:21.409	2	Mercedes AMG GT3
6	GTO	Team Abba Racing	1:47.858	10:16:09.266	3	Mercedes AMG GT3
6	GTO	Team Abba Racing	1:47.846	10:17:57.112	4	Mercedes AMG GT3

Flag History

TYPE	TIME OF DAY
GREEN	10:10:24.868
FINISH	10:25:24.466

Flag Statistics

TYPE	COUNT	TOTAL LAPS	TOTAL TIME
Green	1	8	25:01.566
Red	0	0	0.000
Safety Car	0	0	0.000
FCY	0	0	0.000

GT Cup Championship

SATURDAY QUALIFYING (GROUP 1) - STATISTICS

CLASS : GTO 3 Starters

Fastest Lap History

NO	NAME	LAP TIME	TIME OF DAY	LAP	VEHICLE
6	Team Abba Racing	1:48.647	10:14:21.409	2	Mercedes AMG GT3
6	Team Abba Racing	1:47.858	10:16:09.266	3	Mercedes AMG GT3
6	Team Abba Racing	1:47.846	10:17:57.112	4	Mercedes AMG GT3

GT Cup Championship

SATURDAY QUALIFYING (GROUP 1) - STATISTICS

CLASS : GT31 Starters

Fastest Lap History

NO	NAME	LAP TIME	TIME OF DAY	LAP	VEHICLE
33	G-Cat Racing	1:51.966	10:14:30.518	2	Porsche 911 GTR GT3
33	G-Cat Racing	1:51.867	10:16:22.383	3	Porsche 911 GTR GT3
33	G-Cat Racing	1:50.500	10:18:12.885	4	Porsche 911 GTR GT3

GT Cup Championship

SATURDAY QUALIFYING (GROUP 1) - STATISTICS

CLASS : GTC 4 Starters

Fastest Lap History

NO	NAME	LAP TIME	TIME OF DAY	LAP	VEHICLE
75	Team Parker Racing	1:58.613	10:14:41.961	2	Porsche 911 GT3 Cup
2	Topcats Racing	1:50.698	10:14:45.819	2	Lamborghini Super Trofeo
2	Topcats Racing	1:50.396	10:16:36.216	3	Lamborghini Super Trofeo
2	Topcats Racing	1:49.546	10:18:25.761	4	Lamborghini Super Trofeo

GT Cup Championship

SATURDAY QUALIFYING (GROUP 2) - CLASSIFICATION

POS	NO	CL	PIC	TEAM / DRIVERS	CAR	TIME	ON	LAPS	GAP	DIFF	MPH
1	9	GTH	1	Forsetti Motorsport Matthew HIGGINS / Mikey PORTER (PS)	Aston Martin Vantage GT4	1:55.067	3	3			92.88
2	10*	GTH	2	Forsetti Motorsport Marc WARREN / Rianna O'MEARA-HUNT (PS)	Aston Martin Vantage GT4	1:55.456	4	5	0.389	0.389	92.57
3	11	GTH	3	Paddock Motorsport Michael ORANT / Adam HATFIELD (PS)	McLaren Artura GT4	1:56.295	3	5	1.228	0.839	91.90
4	86*	GTH	4	SVG Motorsport James TOWNSEND / Leona THEOBALD	Ginetta G56 GT4	1:56.661	4	7	1.594	0.366	91.61
5	370*	GTA	1	Jolt Racing Rupert WILLIAMS / John INGRAM (PS)	McLaren 570S GT4	2:00.488	6	6	5.421	3.827	88.70
6	50	GTH	5	MKH Racing Peter MONTAGUE / Stuart HALL (P)	Aston Martin Vantage GT4	2:02.592	6	7	7.525	2.104	87.18

Comments:

No. 10 - 1 Lap time disallowed; exceeding track limits.

No. 86, 370 - 2 Lap times disallowed; exceeding track limits.

Weather / Track : Bright / Dry

These results are provisional until the conclusion of any judicial and technical matters.

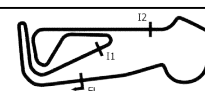
Date: 01/06/2024 Start: 10:35 Finish: 10:50

Snetterton 300: 2.9689 miles

Clerk Of Course: Andy Stevens

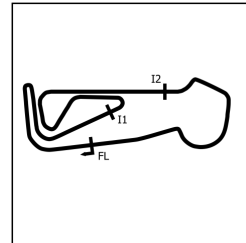
Stewards:

Timekeeper: Nick Palmer



GT Cup Championship

SATURDAY QUALIFYING (GROUP 2) - SECTOR ANALYSIS



SECTOR 1 = FL to I1, SECTOR 2 = I1 to I2, SECTOR 3 = I2 to FL, DIFF = Difference To Personal Best Lap, P = Crossed Finish Line in Pit Lane, D = Time Disallowed

P1 9 GTH Forsetti Motorsport				Aston Martin Vantage GT4			
IDEAL LAP TIME : 1:55.010		BEST LAP TIME : 1:55.067		DIFFERENCE : 0.057			
D1: Matthew HIGGINS		D2: Mikey PORTER (PS)					
LAP	SECTOR 1	SECTOR 2	SECTOR 3	LAP TIME	MPH	DIFF	TIME OF DAY

1 - D2	OUTLAP	42.249	38.534	2:02.694	87.11	7.627	10:38:56.641
2 - D2	36.391	40.869	37.969	1:55.229 (2)	92.75	0.162	10:40:51.870
3 - D2	36.190	40.851	38.026	1:55.067 (1)	92.88		10:42:46.937

P2 10 GTH Forsetti Motorsport				Aston Martin Vantage GT4			
IDEAL LAP TIME : 1:55.357		BEST LAP TIME : 1:55.456		DIFFERENCE : 0.099			
D1: Marc WARREN		D2: Rianna O'MEARA-HUNT (P)					
LAP	SECTOR 1	SECTOR 2	SECTOR 3	LAP TIME	MPH	DIFF	TIME OF DAY

1 - D1	OUTLAP	42.302	39.119	2:03.424	86.59	7.968	10:38:58.575
2 - D1	36.319	41.212	39.171	1:56.702 D	91.58	1.246	10:40:55.277
3 - D1	36.421	41.245	38.219	1:55.885 (3)	92.23	0.429	10:42:51.162
4 - D1	36.279	41.143	38.034	1:55.456 (1)	92.57		10:44:46.618
5 - D1	36.269	41.054	38.144	1:55.467 (2)	92.56	0.011	10:46:42.085

P3 11 GTH Paddock Motorsport				McLaren Artura GT4			
IDEAL LAP TIME : 1:56.295		BEST LAP TIME : 1:56.295		DIFFERENCE : 0.000			
D1: Michael ORANT		D2: Adam HATFIELD (PS)					
LAP	SECTOR 1	SECTOR 2	SECTOR 3	LAP TIME	MPH	DIFF	TIME OF DAY

1 - D1	OUTLAP	46.780	40.087	2:13.883	79.83	17.588	10:37:58.016
2 - D1	36.688	41.520	38.375	1:56.583 (2)	91.67	0.288	10:39:54.599
3 - D1	36.581	41.370	38.344	1:56.295 (1)	91.90		10:41:50.894
4 - D1	38.919	46.339	43.961	2:09.219	82.71	12.924	10:44:00.113
5 - D1	36.623	41.491	38.630	1:56.744 (3)	91.55	0.449	10:45:56.857

P4 86 GTH SVG Motorsport				Ginetta G56 GT4			
IDEAL LAP TIME : 1:56.661		BEST LAP TIME : 1:56.661		DIFFERENCE : 0.000			
D1: James TOWNSEND		D2: Leona THEOBALD					
LAP	SECTOR 1	SECTOR 2	SECTOR 3	LAP TIME	MPH	DIFF	TIME OF DAY

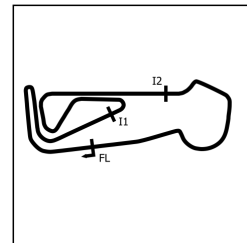
1 - D1	OUTLAP	42.874	39.830	2:04.018	86.18	7.357	10:37:39.709
2 - D1	36.632	41.737	38.816	1:57.185 D	91.20	0.524	10:39:36.894
3 - D1	37.012	42.512	39.725	1:59.249 (3)	89.62	2.588	10:41:36.143
4 - D1	36.458	41.416	38.787	1:56.661 (1)	91.61		10:43:32.804
5 - D1	36.634	41.650	38.820	1:57.104 D	91.26	0.443	10:45:29.908
6 - D1	38.041	46.375	40.611	2:05.027	85.48	8.366	10:47:34.935
7 - D1	36.613	41.513	38.819	1:56.945 (2)	91.39	0.284	10:49:31.880

P5 370 GTA Jolt Racing				McLaren 570S GT4			
IDEAL LAP TIME : 2:00.066		BEST LAP TIME : 2:00.488		DIFFERENCE : 0.422			
D1: Rupert WILLIAMS		D2: John INGRAM (PS)					
LAP	SECTOR 1	SECTOR 2	SECTOR 3	LAP TIME	MPH	DIFF	TIME OF DAY

1 - D1	OUTLAP	44.080	41.329	2:10.085	82.16	9.597	10:37:43.603
2 - D1	38.034	43.188	40.184	2:01.406 D	88.03	0.918	10:39:45.009
3 - D1	37.522	42.435	40.268	2:00.225 D	88.90		10:41:45.234
4 - D1	38.002	43.069	40.448	2:01.519 (3)	87.95	1.031	10:43:46.753
5 - D1	38.145	42.617	40.239	2:01.001 (2)	88.33	0.513	10:45:47.754
6 - D1	37.462	42.857	40.169	2:00.488 (1)	88.70		10:47:48.242

GT Cup Championship

SATURDAY QUALIFYING (GROUP 2) - SECTOR ANALYSIS



SECTOR 1 = FL to I1, SECTOR 2 = I1 to I2, SECTOR 3 = I2 to FL, DIFF = Difference To Personal Best Lap, P = Crossed Finish Line in Pit Lane, D = Time Disallowed

P6 50 GTH MKH Racing				Aston Martin Vantage GT4			
IDEAL LAP TIME : 2:02.106		BEST LAP TIME : 2:02.592		DIFFERENCE : 0.486			
D1: Peter MONTAGUE		D2: Stuart HALL (P)					
LAP	SECTOR 1	SECTOR 2	SECTOR 3	LAP TIME	MPH	DIFF	TIME OF DAY
1 - D1	OUTLAP	43.970	41.977	2:09.048	82.82	6.456	10:38:03.943
2 - D1	38.532	43.399	40.693	2:02.624 (2)	87.16	0.032	10:40:06.567
3 - D1	38.265	43.309	41.379	2:02.953 (3)	86.92	0.361	10:42:09.520
4 - D1	38.377	43.308	41.326	2:03.011	86.88	0.419	10:44:12.531
5 - D1	38.705	43.233	44.472	2:06.410	84.55	3.818	10:46:18.941
6 - D1	38.393	43.148	41.051	2:02.592 (1)	87.18		10:48:21.533
7 - D1	41.051	44.098	42.406	2:07.555	83.79	4.963	10:50:29.088

SATURDAY QUALIFYING (GROUP 2) - BEST SECTORS

PERFECT LAP	1:55.010
-------------	----------

GT Cup Championship

SATURDAY QUALIFYING (GROUP 2) - STATISTICS

Competitors Started	6
Planned Start	2024-06-01 @ 10:35:00.000
Actual Start	2024-06-01 @ 10:35:32.708
Finish Time	2024-06-01 @ 10:50:38.056
Track Length	2.9689mi.
Total Laps	33
Total Distance Covered	97.9740mi.

Session Fastest Lap History

NO	CL	NAME	LAP TIME	TIME OF DAY	LAP	VEHICLE
11	GTH	Paddock Motorsport	1:56.583	10:39:54.611	2	McLaren Artura GT4
9	GTH	Forsetti Motorsport	1:55.229	10:40:51.876	2	Aston Martin Vantage GT4
9	GTH	Forsetti Motorsport	1:55.067	10:42:46.944	3	Aston Martin Vantage GT4

Flag History

TYPE	TIME OF DAY
GREEN	10:35:32.708
FINISH	10:50:38.056

Flag Statistics

TYPE	COUNT	TOTAL LAPS	TOTAL TIME
Green	1	7	17:04.048
Red	0	0	0.000
Safety Car	0	0	0.000
FCY	0	0	0.000

GT Cup Championship

SATURDAY QUALIFYING (GROUP 2) - STATISTICS

CLASS : GTH5 Starters

Fastest Lap History

NO	NAME	LAP TIME	TIME OF DAY	LAP	VEHICLE
11	Paddock Motorsport	1:56.583	10:39:54.611	2	McLaren Artura GT4
9	Forsetti Motorsport	1:55.229	10:40:51.876	2	Aston Martin Vantage GT4
9	Forsetti Motorsport	1:55.067	10:42:46.944	3	Aston Martin Vantage GT4

GT Cup Championship

SATURDAY QUALIFYING (GROUP 2) - STATISTICS


CLASS : GTA1 Starters

Fastest Lap History

NO	NAME	LAP TIME	TIME OF DAY	LAP	VEHICLE
370	Jolt Racing	2:01.519	10:43:46.762	4	McLaren 570S GT4
370	Jolt Racing	2:01.001	10:45:47.764	5	McLaren 570S GT4
370	Jolt Racing	2:00.488	10:47:48.251	6	McLaren 570S GT4

GT Cup Championship

RACE 1 - GRID (25 minutes)

ROW 7	13	2:00.488 370 WILLIAMS / INGRAM (PS)	14	2:02.592 50 MONTAGUE / HALL (P)
ROW 6	11	1:56.537 75 BUSH	12	1:56.661 86 TOWNSEND / THEOBALD
ROW 5	9	1:55.963 72 MURPHY	10	1:56.295 11 ORANT / HATFIELD (PS)
ROW 4	7	1:55.067 9 HIGGINS / PORTER (PS)	8	1:55.456 10 WARREN / O'MEARA-HUNT (PS)
ROW 3	5	1:50.500 33 JENNINGS / CATON	6	1:51.238 3 GILBERT / FENWICK
ROW 2	3	1:49.546 2 GILBERT / RAWLINGS (PS)	4	1:49.692 5 CHAMBERLAIN
ROW 1	1	1:47.846 6 NEARY / LOGGIE	2	1:48.711 1 BAILEY / BRABHAM (P)
Pole				
				

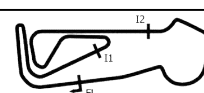
These results are provisional until the conclusion of any judicial and technical matters.

Snetterton 300: 2.9689 miles

Clerk Of Course: Andy Stevens

Stewards:

Timekeeper: Nick Palmer



GT Cup Championship

RACE 1 - CLASSIFICATION

Race Distance: 14 Laps / 41.56 miles

POS	NO	CL	PIC	TEAM / DRIVERS	CAR	LAPS	TIME	GAP	DIFF	MPH	BEST	ON	GRD	↑↓
1	6	GTO	1	Team Abba Racing Richard NEARY / Ian LOGGIE	Mercedes AMG GT3	14	25:54.806			96.23	1:48.942	11	1	0
2	2	GTC	1	Topcats Racing Charlotte GILBERT / Tom RAWLINGS (PS)	Lamborghini Super Trofeo	14	26:06.805	11.999	11.999	95.50	1:50.931	7	3	1
3	5	GTO	2	CTR Developments Richard CHAMBERLAIN	Porsche 935	14	26:23.590	28.784	16.785	94.48	1:51.351	6	4	1
4	3	GTC	2	Topcats Racing Warren GILBERT / Fraser FENWICK	Lamborghini Super Trofeo	14	26:23.805	28.999	0.215	94.47	1:51.735	9	6	2
5	33	GT3	1	G-Cat Racing Shamus JENNINGS / Greg CATON	Porsche 911 GTR GT3	14	26:30.920	36.114	7.115	94.05	1:51.852	7	5	0
6	9	GTH	1	Forsetti Motorsport Matthew HIGGINS / Mikey PORTER (PS)	Aston Martin Vantage GT4	14	27:14.042	1:19.236	43.122	91.57	1:56.039	7	7	1
7	10	GTH	2	Forsetti Motorsport Marc WARREN / Rianna O'MEARA-HUNT (PS)	Aston Martin Vantage GT4	14	27:32.689	1:37.883	18.647	90.53	1:56.355	8	8	1
8	72	GTC	3	Woodrow Motorsport Chris MURPHY	BMW M3 GTR	14	27:34.462	1:39.656	1.773	90.44	1:56.823	4	9	1
9	11	GTH	3	Paddock Motorsport Michael ORANT / Adam HATFIELD (PS)	McLaren Artura GT4	14	27:34.970	1:40.164	0.508	90.41	1:57.004	13	10	1
10	86	GTH	4	SVG Motorsport James TOWNSEND / Leona THEOBALD	Ginetta G56 GT4	14	27:44.873	1:50.067	9.903	89.87	1:57.627	7	12	2
11	75	GTC	4	Team Parker Racing Keith BUSH	Porsche 911 GT3 Cup	13	25:55.855	1 Lap	1 Lap	89.30	1:57.131	9	11	0
12	370	GTA	1	Jolt Racing Rupert WILLIAMS / John INGRAM (PS)	McLaren 570S GT4	13	26:28.647	1 Lap	32.792	87.46	2:00.818	12	13	1
13	50	GTH	5	MKH Racing Peter MONTAGUE / Stuart HALL (P)	Aston Martin Vantage GT4	13	27:15.784	1 Lap	47.137	84.94	2:03.687	5	14	1
14	1	GTO	3	Kendall Developments Paul BAILEY / David BRABHAM (P)	Brabham BT62	11	20:13.985	3 Laps	2 Laps	96.84	1:49.587	7	2	-12

FASTEST LAP

6	GTO	Team Abba Racing Richard NEARY / Ian LOGGIE	Mercedes AMG GT3	11	1:48.942	98.10 mph	157.88 kph
2	GTC	Topcats Racing Charlotte GILBERT / Tom RAWLINGS (PS)	Lamborghini Super Trofeo	7	1:50.931	96.34 mph	155.05 kph
33	GT3	G-Cat Racing Shamus JENNINGS / Greg CATON	Porsche 911 GTR GT3	7	1:51.852	95.55 mph	153.78 kph
9	GTH	Forsetti Motorsport Matthew HIGGINS / Mikey PORTER (PS)	Aston Martin Vantage GT4	7	1:56.039	92.10 mph	148.23 kph
370	GTA	Jolt Racing Rupert WILLIAMS / John INGRAM (PS)	McLaren 570S GT4	12	2:00.818	88.46 mph	142.36 kph

Weather / Track : Bright / Dry

These results are provisional until the conclusion of any judicial and technical matters.

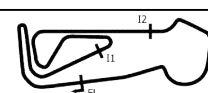
Date: 01/06/2024 Start: 12:39 Finish: 13:05

Snetterton 300: 2.9689 miles

Clerk Of Course: Andy Stevens

Stewards:

Timekeeper: Nick Palmer



GT Cup Championship

RACE 1 - LAP CHART

LAP 1 @ 12:41:23.439			LAP 2 @ 12:43:13.811			LAP 3 @ 12:45:04.298			LAP 4 @ 12:46:55.192			LAP 5 @ 12:48:45.367		
NO	BEHIND	LAP TIME	NO	BEHIND	LAP TIME	NO	BEHIND	LAP TIME	NO	BEHIND	LAP TIME	NO	BEHIND	LAP TIME
1		1:52.649	1		1:50.372	1		1:50.487	1		1:50.894	1		1:50.175
6	0.724	1:53.373	6	0.736	1:50.384	6	0.697	1:50.448	6	0.600	1:50.797	6	0.547	1:50.122
2	2.518	1:55.167	2	4.334	1:52.188	2	5.160	1:51.313	2	5.452	1:51.186	2	6.390	1:51.113
5	3.911	1:56.560	5	6.575	1:53.036	5	8.384	1:52.296	5	9.248	1:51.758	5	12.424	1:53.351
3	5.236	1:57.885	3	7.958	1:53.094	3	10.122	1:52.651	3	11.985	1:52.757	3	14.783	1:52.973
33	5.996	1:58.645	33	8.970	1:53.346	33	11.239	1:52.756	33	13.856	1:53.511	33	15.761	1:52.080
9	7.944	2:00.593	9	13.632	1:56.060	9	19.517	1:56.372	9	25.038	1:56.415	9	31.652	1:56.789
10	8.898	2:01.547	10	15.591	1:57.065	10	22.322	1:57.218	10	28.330	1:56.902	10	34.954	1:56.799
72	10.647	2:03.296	72	18.930	1:58.655	72	26.195	1:57.752	72	32.124	1:56.823	72	39.254	1:57.305
11	12.334	2:04.983	11	20.438	1:58.476	11	27.763	1:57.812	11	34.423	1:57.554	11	41.425	1:57.177
86	12.768	2:05.417	86	21.009	1:58.613	86	28.725	1:58.203	86	35.885	1:58.054	86	44.068	1:58.358
370	14.449	2:07.098	370	25.426	2:01.349	370	36.024	2:01.085	75	44.008	1:58.852	75	51.754	1:57.921
50	18.019	2:10.668	75	27.187	1:59.373	75	36.050	1:59.350	370	47.283	2:02.153	370	58.222	2:01.114
75	18.186	2:10.835	50	32.516	2:04.869	50	46.660	2:04.631	50	1:00.016	2:04.250	50	1:13.528	2:03.687

GT Cup Championship

RACE 1 - LAP CHART

LAP 6 @ 12:50:34.963			LAP 7 @ 12:52:24.550			LAP 8 @ 12:54:14.518			LAP 9 @ 12:56:05.004			LAP 10 @ 12:57:54.902		
NO	BEHIND	LAP TIME	NO	BEHIND	LAP TIME	NO	BEHIND	LAP TIME	NO	BEHIND	LAP TIME	NO	BEHIND	LAP TIME
1		1:49.596	1		1:49.587	1		1:49.968	1		1:50.486	1		1:49.898
6	0.701	1:49.750	6	0.653	1:49.539	6	1.104	1:50.419	6	0.632	1:50.014	6	1.811	1:51.077
2	8.018	1:51.224	2	9.362	1:50.931	2	10.688	1:51.294	50	1 Lap	2:06.500	2	13.380	1:51.611
5	14.179	1:51.351	5	16.274	1:51.682	5	19.008	1:52.702	2	11.667	1:51.465	5	24.820	1:53.485
3	17.424	1:52.237	3	19.868	1:52.031	3	21.713	1:51.813	5	21.233	1:52.711	3	25.883	1:52.819
33	18.361	1:52.196	33	20.626	1:51.852	33	23.401	1:52.743	3	22.962	1:51.735	50	1 Lap	2:07.045
9	38.327	1:56.271	9	44.779	1:56.039	9	51.171	1:56.360	33	25.692	1:52.777	33	28.349	1:52.555
10	41.758	1:56.400	10	48.668	1:56.497	10	55.055	1:56.355	9	56.952	1:56.267	9	1:03.529	1:56.475
72	46.817	1:57.159	72	56.097	1:58.867	72	1:03.407	1:57.278	10	1:01.404	1:56.835	10	1:08.303	1:56.797
11	48.918	1:57.089	11	56.641	1:57.310	11	1:04.098	1:57.425	72	1:10.526	1:57.605	72	1:18.232	1:57.604
86	52.765	1:58.293	86	1:00.805	1:57.627	86	1:09.741	1:58.904	11	1:11.109	1:57.497	11	1:18.971	1:57.760
75	59.683	1:57.525	75	1:07.673	1:57.577	75	1:14.997	1:57.292	86	1:17.847	1:58.592	86	1:26.961	1:59.012
370	1:09.812	2:01.186	370	1:21.167	2:00.942	370	1:32.264	2:01.065	75	1:21.642	1:57.131	75	1:29.416	1:57.672
50	1:28.420	2:04.488	50	1:43.552	2:04.719				370	1:43.256	2:01.478			

GT Cup Championship

RACE 1 - LAP CHART

LAP 11 @ 12:59:44.775			LAP 12 @ 13:01:37.965			LAP 13 @ 13:03:34.441			LAP 14 @ 13:05:25.596		
NO	BEHIND	LAP TIME	NO	BEHIND	LAP TIME	NO	BEHIND	LAP TIME	NO	BEHIND	LAP TIME
1		1:49.873	6		1:52.310	6		1:56.476	6		1:51.155
6	0.880	1:48.942	2	14.476	1:52.776	2	10.050	1:52.050	75	1 Lap	2:01.419
370	1 Lap	2:02.995	370	1 Lap	2:04.284	370	1 Lap	2:00.818	2	11.999	1:53.104
2	14.890	1:51.383	5	26.633	1:53.002	5	23.329	1:53.172	5	28.784	1:56.610
5	26.821	1:51.874	3	27.536	1:52.786	3	23.830	1:52.770	3	28.999	1:56.324
3	27.940	1:51.930	33	33.088	1:53.876	33	32.502	1:55.890	370	1 Lap	2:03.080
33	32.402	1:53.926	50	1 Lap	2:06.869	50	1 Lap	2:05.889	33	36.114	1:54.767
50	1 Lap	2:05.509	9	1:13.151	1:56.290	9	1:13.209	1:56.534	9	1:19.236	1:57.182
9	1:10.051	1:56.395	10	1:20.244	1:57.298	10	1:20.942	1:57.174	50	1 Lap	2:06.660
10	1:16.136	1:57.706	72	1:31.361	1:58.449	72	1:32.225	1:57.340	10	1:37.883	2:08.096
72	1:26.102	1:57.743	11	1:33.131	1:59.429	11	1:33.659	1:57.004	72	1:39.656	1:58.586
11	1:26.892	1:57.794	86	1:40.322	1:58.070	86	1:42.332	1:58.486	11	1:40.164	1:57.660
86	1:35.442	1:58.354	75	1:47.261	2:00.573				86	1:50.067	1:58.890
75	1:39.878	2:00.335									

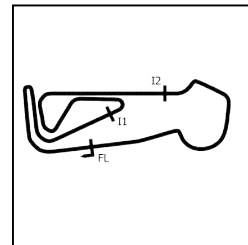
GT Cup Championship

RACE 1 - POSITION CHART

No	Name	Lap														
		Pos	1	2	3	4	5	6	7	8	9	10	11	12	13	14
6	Team Abba Racing	1	1	1	1	1	1	1	1	1	1	1	1	6	6	6
1	Kendall Developments	2	6	6	6	6	6	6	6	6	6	6	6	2	2	2
2	Topcats Racing	3	2	2	2	2	2	2	2	2	2	2	2	5	5	5
5	CTR Developments	4	5	5	5	5	5	5	5	5	5	5	5	3	3	3
33	G-Cat Racing	5	3	3	3	3	3	3	3	3	3	3	3	33	33	33
3	Topcats Racing	6	33	33	33	33	33	33	33	33	33	33	33	9	9	9
9	Forsetti Motorsport	7	9	9	9	9	9	9	9	9	9	9	9	10	10	10
10	Forsetti Motorsport	8	10	10	10	10	10	10	10	10	10	10	10	72	72	72
72	Woodrow Motorsport	9	72	72	72	72	72	72	72	72	72	72	72	11	11	11
11	Paddock Motorsport	10	11	11	11	11	11	11	11	11	11	11	11	86	86	86
75	Team Parker Racing	11	86	86	86	86	86	86	86	86	86	86	86	75	75	
86	SVG Motorsport	12	370	370	370	75	75	75	75	75	75	75	75	370	370	
370	Jolt Racing	13	50	75	75	370	370	370	370	370	370	370	370	50	50	
50	MKH Racing	14	75	50	50	50	50	50	50	50	50	50	50			

GT Cup Championship

RACE 1 - SECTOR ANALYSIS



SECTOR 1 = FL to I1, SECTOR 2 = I1 to I2, SECTOR 3 = I2 to FL, DIFF = Difference To Personal Best Lap, P = Crossed Finish Line in Pit Lane, D = Time Disallowed

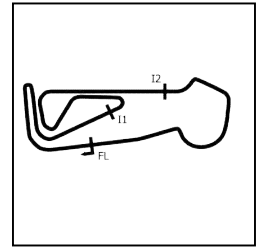
P1 6 GTO Team Abba Racing			Mercedes AMG GT3				
IDEAL LAP TIME : 1:48.742		BEST LAP TIME : 1:48.942		DIFFERENCE : 0.200			
D1: Richard NEARY		D2: Ian LOGGIE					
LAP	SECTOR 1	SECTOR 2	SECTOR 3	LAP TIME	MPH	DIFF	TIME OF DAY
1 -		39.662	36.809	1:53.373	94.27	4.431	12:41:24.163
2 -	34.365	39.842	36.177	1:50.384	96.82	1.442	12:43:14.547
3 -	34.355	39.394	36.699	1:50.448	96.77	1.506	12:45:04.995
4 -	34.415	39.873	36.509	1:50.797	96.46	1.855	12:46:55.792
5 -	34.310	39.224	36.588	1:50.122	97.05	1.180	12:48:45.914
6 -	34.146	39.511	36.093	1:49.750 (3)	97.38	0.808	12:50:35.664
7 -	34.042	39.474	36.023	1:49.539 (2)	97.57	0.597	12:52:25.203
8 -	34.404	39.994	36.021	1:50.419	96.79	1.477	12:54:15.622
9 -	34.104	39.431	36.479	1:50.014	97.15	1.072	12:56:05.636
10 -	33.980	40.943	36.154	1:51.077	96.22	2.135	12:57:56.713
11 -	34.180	38.874	35.888	1:48.942 (1)	98.10		12:59:45.655
12 -	34.194	40.674	37.442	1:52.310	95.16	3.368	13:01:37.965
13 -	35.168	44.264	37.044	1:56.476	91.76	7.534	13:03:34.441
14 -	34.253	39.558	37.344	1:51.155	96.15	2.213	13:05:25.596

P2 2 GTC Topcats Racing		Lamborghini Super Trofeo					
IDEAL LAP TIME : 1:50.751		BEST LAP TIME : 1:50.931		DIFFERENCE : 0.180			
D1: Charlotte GILBERT		D2: Tom RAWLINGS (PS)					
LAP	SECTOR 1	SECTOR 2	SECTOR 3	LAP TIME	MPH	DIFF	TIME OF DAY
1 -		40.502	37.153	1:55.167	92.80	4.236	12:41:25.957
2 -	35.225	39.938	37.025	1:52.188	95.26	1.257	12:43:18.145
3 -	34.933	39.496	36.884	1:51.313	96.01	0.382	12:45:09.458
4 -	35.039	39.446	36.701	1:51.186 (3)	96.12	0.255	12:47:00.644
5 -	34.993	39.367	36.753	1:51.113 (2)	96.19	0.182	12:48:51.757
6 -	34.989	39.513	36.722	1:51.224	96.09	0.293	12:50:42.981
7 -	34.683	39.524	36.724	1:50.931 (1)	96.34		12:52:33.912
8 -	34.831	39.620	36.843	1:51.294	96.03	0.363	12:54:25.206
9 -	35.055	39.530	36.880	1:51.465	95.88	0.534	12:56:16.671
10 -	35.111	39.522	36.978	1:51.611	95.76	0.680	12:58:08.282
11 -	34.785	39.670	36.928	1:51.383	95.95	0.452	12:59:59.665
12 -	35.173	40.101	37.502	1:52.776	94.77	1.845	13:01:52.441
13 -	34.981	39.932	37.137	1:52.050	95.38	1.119	13:03:44.491
14 -	35.340	40.296	37.468	1:53.104	94.49	2.173	13:05:37.595

P3 5 GTO CTR Developments			Porsche 935				
IDEAL LAP TIME : 1:50.860		BEST LAP TIME : 1:51.351		DIFFERENCE : 0.491			
D1: Richard CHAMBERLAIN							
LAP	SECTOR 1	SECTOR 2	SECTOR 3	LAP TIME	MPH	DIFF	TIME OF DAY
1 -		40.362	37.985	1:56.560	91.69	5.209	12:41:27.350
2 -	35.103	40.259	37.674	1:53.036	94.55	1.685	12:43:20.386
3 -	34.825	39.910	37.561	1:52.296	95.17	0.945	12:45:12.682
4 -	34.762	39.589	37.407	1:51.758 (3)	95.63	0.407	12:47:04.440
5 -	34.708	40.808	37.835	1:53.351	94.29	2.000	12:48:57.791
6 -	35.199	39.191	36.961	1:51.351 (1)	95.98		12:50:49.142
7 -	34.852	39.575	37.255	1:51.682 (2)	95.70	0.331	12:52:40.824
8 -	35.055	39.854	37.793	1:52.702	94.83	1.351	12:54:33.526
9 -	34.872	40.109	37.730	1:52.711	94.82	1.360	12:56:26.237
10 -	35.039	40.088	38.358	1:53.485	94.18	2.134	12:58:19.722
11 -	34.751	39.803	37.320	1:51.874	95.53	0.523	13:00:11.596
12 -	35.028	40.189	37.785	1:53.002	94.58	1.651	13:02:04.598
13 -	35.144	40.161	37.867	1:53.172	94.44	1.821	13:03:57.770
14 -	35.762	41.428	39.420	1:56.610	91.65	5.259	13:05:54.380

GT Cup Championship

RACE 1 - SECTOR ANALYSIS



SECTOR 1 = FL to I1, SECTOR 2 = I1 to I2, SECTOR 3 = I2 to FL, DIFF = Difference To Personal Best Lap, P = Crossed Finish Line in Pit Lane, D = Time Disallowed

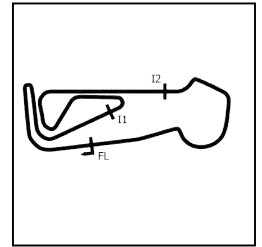
P4 3 GTC Topcats Racing			Lamborghini Super Trofeo				
IDEAL LAP TIME : 1:51.657		BEST LAP TIME : 1:51.735		DIFFERENCE : 0.078			
D1: Warren GILBERT		D2: Fraser FENWICK					
LAP	SECTOR 1	SECTOR 2	SECTOR 3	LAP TIME	MPH	DIFF	TIME OF DAY
1 -		40.898	38.098	1:57.885	90.66	6.150	12:41:28.675
2 -	35.677	40.167	37.250	1:53.094	94.50	1.359	12:43:21.769
3 -	35.471	39.852	37.328	1:52.651	94.87	0.916	12:45:14.420
4 -	35.444	40.160	37.153	1:52.757	94.78	1.022	12:47:07.177
5 -	35.621	39.997	37.355	1:52.973	94.60	1.238	12:49:00.150
6 -	35.229	39.898	37.110	1:52.237	95.22	0.502	12:50:52.387
7 -	35.194	39.646	37.191	1:52.031	95.40	0.296	12:52:44.418
8 -	35.243	39.637	36.933	1:51.813 (2)	95.58	0.078	12:54:36.231
9 -	35.087	39.669	36.979	1:51.735 (1)	95.65		12:56:27.966
10 -	35.093	39.938	37.788	1:52.819	94.73	1.084	12:58:20.785
11 -	35.136	39.759	37.035	1:51.930 (3)	95.48	0.195	13:00:12.715
12 -	35.381	40.177	37.228	1:52.786	94.76	1.051	13:02:05.501
13 -	35.223	40.350	37.197	1:52.770	94.77	1.035	13:03:58.271
14 -	35.760	41.276	39.288	1:56.324	91.88	4.589	13:05:54.595

P5 33 GT3 G-Cat Racing			Porsche 911 GTR GT3				
IDEAL LAP TIME : 1:51.634		BEST LAP TIME : 1:51.852		DIFFERENCE : 0.218			
D1: Shamus JENNINGS		D2: Greg CATON					
LAP	SECTOR 1	SECTOR 2	SECTOR 3	LAP TIME	MPH	DIFF	TIME OF DAY
1 -		41.225	37.838	1:58.645	90.08	6.793	12:41:29.435
2 -	35.513	40.333	37.500	1:53.346	94.29	1.494	12:43:22.781
3 -	35.265	39.986	37.505	1:52.756	94.78	0.904	12:45:15.537
4 -	35.890	39.816	37.805	1:53.511	94.15	1.659	12:47:09.048
5 -	35.205	39.823	37.052	1:52.080 (2)	95.36	0.228	12:49:01.128
6 -	35.053	39.806	37.337	1:52.196 (3)	95.26	0.344	12:50:53.324
7 -	35.025	39.816	37.011	1:51.852 (1)	95.55		12:52:45.176
8 -	35.495	39.861	37.387	1:52.743	94.80	0.891	12:54:37.919
9 -	35.278	40.323	37.176	1:52.777	94.77	0.925	12:56:30.696
10 -	34.817	40.211	37.527	1:52.555	94.95	0.703	12:58:23.251
11 -	35.485	40.331	38.110	1:53.926	93.81	2.074	13:00:17.177
12 -	35.528	40.576	37.772	1:53.876	93.85	2.024	13:02:11.053
13 -	36.943	40.578	38.369	1:55.890	92.22	4.038	13:04:06.943
14 -	35.868	40.667	38.232	1:54.767	93.12	2.915	13:06:01.710

P6 9 GTH Forsetti Motorsport			Aston Martin Vantage GT4				
IDEAL LAP TIME : 1:55.869		BEST LAP TIME : 1:56.039		DIFFERENCE : 0.170			
D1: Matthew HIGGINS		D2: Mikey PORTER (PS)					
LAP	SECTOR 1	SECTOR 2	SECTOR 3	LAP TIME	MPH	DIFF	TIME OF DAY
1 -		41.760	38.678	2:00.593	88.62	4.554	12:41:31.383
2 -	36.495	41.132	38.433	1:56.060 (2)	92.09	0.021	12:43:27.443
3 -	36.629	41.363	38.380	1:56.372	91.84	0.333	12:45:23.815
4 -	36.667	41.418	38.330	1:56.415	91.81	0.376	12:47:20.230
5 -	36.970	41.375	38.444	1:56.789	91.51	0.750	12:49:17.019
6 -	36.585	41.321	38.365	1:56.271	91.92	0.232	12:51:13.290
7 -	36.437	41.302	38.300	1:56.039 (1)	92.10		12:53:09.329
8 -	36.552	41.450	38.358	1:56.360	91.85	0.321	12:55:05.689
9 -	36.508	41.373	38.386	1:56.267 (3)	91.92	0.228	12:57:01.956
10 -	36.619	41.542	38.314	1:56.475	91.76	0.436	12:58:58.431
11 -	36.570	41.434	38.391	1:56.395	91.82	0.356	13:00:54.826
12 -	36.512	41.368	38.410	1:56.290	91.90	0.251	13:02:51.116
13 -	36.563	41.554	38.417	1:56.534	91.71	0.495	13:04:47.650
14 -	36.659	41.616	38.907	1:57.182	91.20	1.143	13:06:44.832

GT Cup Championship

RACE 1 - SECTOR ANALYSIS



SECTOR 1 = FL to I1, SECTOR 2 = I1 to I2, SECTOR 3 = I2 to FL, DIFF = Difference To Personal Best Lap, P = Crossed Finish Line in Pit Lane, D = Time Disallowed

P7		10 GTH	Forsetti Motorsport	Aston Martin Vantage GT4						
IDEAL LAP TIME : 1:56.195		BEST LAP TIME : 1:56.355		DIFFERENCE : 0.160						
D1: Marc WARREN		D2: Rianna O'MEARA-HUNT (P)								
LAP	SECTOR 1		SECTOR 2		SECTOR 3		LAP TIME	MPH	DIFF	TIME OF DAY

1 -		41.938	38.809	2:01.547	87.93	5.192	12:41:32.337
2 -	36.887	41.668	38.510	1:57.065	91.30	0.710	12:43:29.402
3 -	37.134	41.533	38.551	1:57.218	91.18	0.863	12:45:26.620
4 -	36.837	41.566	38.499	1:56.902	91.42	0.547	12:47:23.522
5 -	36.755	41.625	38.419	1:56.799	91.50	0.444	12:49:20.321
6 -	36.671	41.397	38.332	1:56.400 (2)	91.82	0.045	12:51:16.721
7 -	36.626	41.452	38.419	1:56.497 (3)	91.74	0.142	12:53:13.218
8 -	36.485	41.557	38.313	1:56.355 (1)	91.85		12:55:09.573
9 -	36.753	41.611	38.471	1:56.835	91.48	0.480	12:57:06.408
10 -	36.819	41.554	38.424	1:56.797	91.50	0.442	12:59:03.205
11 -	36.887	41.590	39.229	1:57.706	90.80	1.351	13:01:00.911
12 -	36.797	41.778	38.723	1:57.298	91.11	0.943	13:02:58.209
13 -	36.623	41.713	38.838	1:57.174	91.21	0.819	13:04:55.383
14 -	36.753	50.222	41.121	2:08.096	83.43	11.741	13:07:03.479

P8		72 GTC	Woodrow Motorsport	BMW M3 GTR			
IDEAL LAP TIME : 1:56.564		BEST LAP TIME : 1:56.823		DIFFERENCE : 0.259			
D1: Chris MURPHY							
LAP	SECTOR 1	SECTOR 2	SECTOR 3	LAP TIME	MPH	DIFF	TIME OF DAY

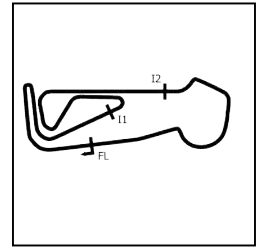
1 -		42.160	39.487	2:03.296	86.68	6.473	12:41:34.086
2 -	37.053	42.069	39.533	1:58.655	90.07	1.832	12:43:32.741
3 -	37.068	41.541	39.143	1:57.752	90.76	0.929	12:45:30.493
4 -	36.733	41.104	38.986	1:56.823 (1)	91.48		12:47:27.316
5 -	36.795	41.157	39.353	1:57.305	91.11	0.482	12:49:24.621
6 -	36.474	41.258	39.427	1:57.159 (2)	91.22	0.336	12:51:21.780
7 -	36.975	42.240	39.652	1:58.867	89.91	2.044	12:53:20.647
8 -	36.757	41.185	39.336	1:57.278 (3)	91.13	0.455	12:55:17.925
9 -	36.819	41.529	39.257	1:57.605	90.88	0.782	12:57:15.530
10 -	36.835	41.409	39.360	1:57.604	90.88	0.781	12:59:13.134
11 -	36.890	41.302	39.551	1:57.743	90.77	0.920	13:01:10.877
12 -	37.064	41.806	39.579	1:58.449	90.23	1.626	13:03:09.326
13 -	36.802	41.319	39.219	1:57.340	91.08	0.517	13:05:06.666
14 -	37.241	41.720	39.625	1:58.586	90.12	1.763	13:07:05.252

P9		11 GTH	Paddock Motorsport	McLaren Artura GT4			
IDEAL LAP TIME : 1:56.655		BEST LAP TIME : 1:57.004		DIFFERENCE : 0.349			
D1: Michael ORANT		D2: Adam HATFIELD (PS)					
LAP	SECTOR 1	SECTOR 2	SECTOR 3	LAP TIME	MPH	DIFF	TIME OF DAY

1 -		42.980	39.612	2:04.983	85.51	7.979	12:41:35.773
2 -	37.282	42.103	39.091	1:58.476	90.21	1.472	12:43:34.249
3 -	37.108	41.908	38.796	1:57.812	90.72	0.808	12:45:32.061
4 -	36.920	41.904	38.730	1:57.554	90.92	0.550	12:47:29.615
5 -	36.695	41.873	38.609	1:57.177 (3)	91.21	0.173	12:49:26.792
6 -	36.748	41.813	38.528	1:57.089 (2)	91.28	0.085	12:51:23.881
7 -	36.739	41.580	38.991	1:57.310	91.10	0.306	12:53:21.191
8 -	36.834	41.722	38.869	1:57.425	91.02	0.421	12:55:18.616
9 -	36.737	41.774	38.986	1:57.497	90.96	0.493	12:57:16.113
10 -	36.976	41.629	39.155	1:57.760	90.76	0.756	12:59:13.873
11 -	36.820	41.850	39.124	1:57.794	90.73	0.790	13:01:11.667
12 -	37.251	43.030	39.148	1:59.429	89.49	2.425	13:03:11.096
13 -	36.584	41.622	38.798	1:57.004 (1)	91.34		13:05:08.100
14 -	36.547	41.955	39.158	1:57.660	90.83	0.656	13:07:05.760

GT Cup Championship

RACE 1 - SECTOR ANALYSIS



SECTOR 1 = FL to I1, SECTOR 2 = I1 to I2, SECTOR 3 = I2 to FL, DIFF = Difference To Personal Best Lap, P = Crossed Finish Line in Pit Lane, D = Time Disallowed

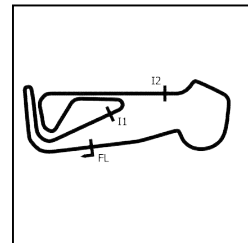
P10 86 GTH SVG Motorsport				Ginetta G56 GT4			
IDEAL LAP TIME : 1:57.558		BEST LAP TIME : 1:57.627		DIFFERENCE : 0.069			
D1: James TOWNSEND		D2: Leona THEOBALD					
LAP	SECTOR 1	SECTOR 2	SECTOR 3	LAP TIME	MPH	DIFF	TIME OF DAY
1 -		42.923	39.797	2:05.417	85.21	7.790	12:41:36.207
2 -	37.407	42.137	39.069	1:58.613	90.10	0.986	12:43:34.820
3 -	37.079	42.156	38.968	1:58.203	90.42	0.576	12:45:33.023
4 -	37.079	42.083	38.892	1:58.054 (2)	90.53	0.427	12:47:31.077
5 -	37.134	42.285	38.939	1:58.358	90.30	0.731	12:49:29.435
6 -	36.856	42.532	38.905	1:58.293	90.35	0.666	12:51:27.728
7 -	36.758	41.926	38.943	1:57.627 (1)	90.86		12:53:25.355
8 -	37.261	42.452	39.191	1:58.904	89.88	1.277	12:55:24.259
9 -	37.150	42.060	39.382	1:58.592	90.12	0.965	12:57:22.851
10 -	37.174	42.187	39.651	1:59.012	89.80	1.385	12:59:21.863
11 -	37.055	42.143	39.156	1:58.354	90.30	0.727	13:01:20.217
12 -	37.000	42.196	38.874	1:58.070 (3)	90.52	0.443	13:03:18.287
13 -	37.079	42.245	39.162	1:58.486	90.20	0.859	13:05:16.773
14 -	37.164	42.151	39.575	1:58.890	89.89	1.263	13:07:15.663

P11 75 GTC Team Parker Racing				Porsche 911 GT3 Cup			
IDEAL LAP TIME : 1:56.738		BEST LAP TIME : 1:57.131		DIFFERENCE : 0.393			
D1: Keith BUSH							
LAP	SECTOR 1	SECTOR 2	SECTOR 3	LAP TIME	MPH	DIFF	TIME OF DAY
1 -		43.429	40.931	2:10.835	81.69	13.704	12:41:41.625
2 -	37.916	41.945	39.512	1:59.373	89.53	2.242	12:43:40.998
3 -	37.649	42.129	39.572	1:59.350	89.55	2.219	12:45:40.348
4 -	37.668	41.926	39.258	1:58.852	89.92	1.721	12:47:39.200
5 -	36.774	41.902	39.245	1:57.921	90.63	0.790	12:49:37.121
6 -	36.765	41.358	39.402	1:57.525 (3)	90.94	0.394	12:51:34.646
7 -	36.669	41.410	39.498	1:57.577	90.90	0.446	12:53:32.223
8 -	36.869	41.444	38.979	1:57.292 (2)	91.12	0.161	12:55:29.515
9 -	36.451	41.308	39.372	1:57.131 (1)	91.24		12:57:26.646
10 -	36.731	41.518	39.423	1:57.672	90.82	0.541	12:59:24.318
11 -	37.905	42.698	39.732	2:00.335	88.81	3.204	13:01:24.653
12 -	37.646	42.945	39.982	2:00.573	88.64	3.442	13:03:25.226
13 -	37.903	42.957	40.559	2:01.419	88.02	4.288	13:05:26.645

P12 370 GTA Jolt Racing				McLaren 570S GT4			
IDEAL LAP TIME : 2:00.454		BEST LAP TIME : 2:00.818		DIFFERENCE : 0.364			
D1: Rupert WILLIAMS		D2: John INGRAM (PS)					
LAP	SECTOR 1	SECTOR 2	SECTOR 3	LAP TIME	MPH	DIFF	TIME OF DAY
1 -		43.032	40.444	2:07.098	84.09	6.280	12:41:37.888
2 -	38.025	42.807	40.517	2:01.349	88.07	0.531	12:43:39.237
3 -	37.944	42.997	40.144	2:01.085	88.26	0.267	12:45:40.322
4 -	38.680	43.137	40.336	2:02.153	87.49	1.335	12:47:42.475
5 -	38.045	42.627	40.442	2:01.114	88.24	0.296	12:49:43.589
6 -	37.885	42.880	40.421	2:01.186	88.19	0.368	12:51:44.775
7 -	37.919	43.014	40.009	2:00.942 (2)	88.37	0.124	12:53:45.717
8 -	37.818	42.895	40.352	2:01.065 (3)	88.28	0.247	12:55:46.782
9 -	38.218	42.931	40.329	2:01.478	87.98	0.660	12:57:48.260
10 -	38.429	43.590	40.976	2:02.995	86.89	2.177	12:59:51.255
11 -	38.372	43.950	41.962	2:04.284	85.99	3.466	13:01:55.539
12 -	37.882	42.717	40.219	2:00.818 (1)	88.46		13:03:56.357
13 -	39.665	42.779	40.636	2:03.080	86.83	2.262	13:05:59.437

GT Cup Championship

RACE 1 - SECTOR ANALYSIS



SECTOR 1 = FL to I1, SECTOR 2 = I1 to I2, SECTOR 3 = I2 to FL, DIFF = Difference To Personal Best Lap, P = Crossed Finish Line in Pit Lane, D = Time Disallowed

P13 50 GTH MKH Racing				Aston Martin Vantage GT4			
IDEAL LAP TIME : 2:03.405		BEST LAP TIME : 2:03.687		DIFFERENCE : 0.282			
D1: Peter MONTAGUE		D2: Stuart HALL (P)					
LAP	SECTOR 1	SECTOR 2	SECTOR 3	LAP TIME	MPH	DIFF	TIME OF DAY
1 -		43.876	41.325	2:10.668	81.79	6.981	12:41:41.458
2 -	39.242	43.843	41.784	2:04.869	85.59	1.182	12:43:46.327
3 -	38.869	43.831	41.931	2:04.631	85.75	0.944	12:45:50.958
4 -	38.760	43.783	41.707	2:04.250 (2)	86.02	0.563	12:47:55.208
5 -	38.787	43.320	41.580	2:03.687 (1)	86.41		12:49:58.895
6 -	38.880	43.917	41.691	2:04.488 (3)	85.85	0.801	12:52:03.383
7 -	39.234	43.699	41.786	2:04.719	85.69	1.032	12:54:08.102
8 -	39.239	45.450	41.811	2:06.500	84.49	2.813	12:56:14.602
9 -	39.895	44.087	43.063	2:07.045	84.12	3.358	12:58:21.647
10 -	39.465	43.829	42.215	2:05.509	85.15	1.822	13:00:27.156
11 -	39.464	45.058	42.347	2:06.869	84.24	3.182	13:02:34.025
12 -	39.359	43.985	42.545	2:05.889	84.90	2.202	13:04:39.914
13 -	39.373	44.634	42.653	2:06.660	84.38	2.973	13:06:46.574

P14 1 GTO Kendall Developments				Brabham BT62			
IDEAL LAP TIME : 1:49.120		BEST LAP TIME : 1:49.587		DIFFERENCE : 0.467			
D1: Paul BAILEY		D2: David BRABHAM (P)					
LAP	SECTOR 1	SECTOR 2	SECTOR 3	LAP TIME	MPH	DIFF	TIME OF DAY
1 -		39.899	36.794	1:52.649	94.87	3.062	12:41:23.439
2 -	34.642	39.352	36.378	1:50.372	96.83	0.785	12:43:13.811
3 -	34.425	39.247	36.815	1:50.487	96.73	0.900	12:45:04.298
4 -	34.668	39.444	36.782	1:50.894	96.38	1.307	12:46:55.192
5 -	34.376	39.172	36.627	1:50.175	97.01	0.588	12:48:45.367
6 -	34.125	39.091	36.380	1:49.596 (2)	97.52	0.009	12:50:34.963
7 -	34.449	39.034	36.104	1:49.587 (1)	97.53		12:52:24.550
8 -	34.613	39.085	36.270	1:49.968	97.19	0.381	12:54:14.518
9 -	34.193	39.429	36.864	1:50.486	96.73	0.899	12:56:05.004
10 -	33.982	39.176	36.740	1:49.898	97.25	0.311	12:57:54.902
11 -	34.131	39.147	36.595	1:49.873 (3)	97.27	0.286	12:59:44.775

RACE 1 - BEST SECTORS

Printed - 13:11 Saturday, 01 June 2024

GT Cup Championship

RACE 1 - STATISTICS

Competitors Started	14
Planned Start	2024-06-01 @ 12:40:00.000
Actual Start	2024-06-01 @ 12:39:30.789
Finish Time	2024-06-01 @ 13:05:24.242
Track Length	2.9689mi.
Total Laps	190
Total Distance Covered	564.0931mi.

Session Fastest Lap History

NO	CL	NAME	LAP TIME	TIME OF DAY	LAP	VEHICLE
1	GTO	Kendall Developments	1:52.649	12:41:23.449	1	Brabham BT62
1	GTO	Kendall Developments	1:50.372	12:43:13.821	2	Brabham BT62
1	GTO	Kendall Developments	1:50.175	12:48:45.377	5	Brabham BT62
6	GTO	Team Abba Racing	1:50.122	12:48:45.926	5	Mercedes AMG GT3
1	GTO	Kendall Developments	1:49.596	12:50:34.973	6	Brabham BT62
1	GTO	Kendall Developments	1:49.587	12:52:24.560	7	Brabham BT62
6	GTO	Team Abba Racing	1:49.539	12:52:25.214	7	Mercedes AMG GT3
6	GTO	Team Abba Racing	1:48.942	12:59:45.666	11	Mercedes AMG GT3

Session Leader History

NO	CL	NAME	FROM LAP	LAPS LED	DISTANCE	VEHICLE
1	GTO	Kendall Developments	1	11	32.65 miles	Brabham BT62
6	GTO	Team Abba Racing	12	3	8.90 miles	Mercedes AMG GT3

Flag History

TYPE	TIME OF DAY
GREEN	12:39:30.789
FINISH	13:05:24.242

Flag Statistics

TYPE	COUNT	TOTAL LAPS	TOTAL TIME
Green	1	14	30:28.952
Red	0	0	0.000
Safety Car	0	0	0.000
FCY	0	0	0.000

GT Cup Championship

RACE 1 - STATISTICS

CLASS : GTO 3 Starters

Fastest Lap History

NO	NAME	LAP TIME	TIME OF DAY	LAP	VEHICLE
1	Kendall Developments	1:52.649	12:41:23.449	1	Brabham BT62
1	Kendall Developments	1:50.372	12:43:13.821	2	Brabham BT62
1	Kendall Developments	1:50.175	12:48:45.377	5	Brabham BT62
6	Team Abba Racing	1:50.122	12:48:45.926	5	Mercedes AMG GT3
1	Kendall Developments	1:49.596	12:50:34.973	6	Brabham BT62
1	Kendall Developments	1:49.587	12:52:24.560	7	Brabham BT62
6	Team Abba Racing	1:49.539	12:52:25.214	7	Mercedes AMG GT3
6	Team Abba Racing	1:48.942	12:59:45.666	11	Mercedes AMG GT3

Leader History

NO	NAME	FROM LAP	LAPS LED	DISTANCE	VEHICLE
1	Kendall Developments	1	11	32.65 miles	Brabham BT62
6	Team Abba Racing	12	3	8.90 miles	Mercedes AMG GT3

GT Cup Championship

RACE 1 - STATISTICS

CLASS : GT3

1 Starters

Fastest Lap History

NO	NAME	LAP TIME	TIME OF DAY	LAP	VEHICLE
33	G-Cat Racing	1:58.645	12:41:29.456	1	Porsche 911 GTR GT3
33	G-Cat Racing	1:53.346	12:43:22.802	2	Porsche 911 GTR GT3
33	G-Cat Racing	1:52.756	12:45:15.558	3	Porsche 911 GTR GT3
33	G-Cat Racing	1:52.080	12:49:01.149	5	Porsche 911 GTR GT3
33	G-Cat Racing	1:51.852	12:52:45.197	7	Porsche 911 GTR GT3

Leader History

NO	NAME	FROM LAP	LAPS LED	DISTANCE	VEHICLE
33	G-Cat Racing	1	14	41.56 miles	Porsche 911 GTR GT3

GT Cup Championship

RACE 1 - STATISTICS

CLASS : GTC 4 Starters

Fastest Lap History

NO	NAME	LAP TIME	TIME OF DAY	LAP	VEHICLE
2	Topcats Racing	1:55.167	12:41:25.971	1	Lamborghini Super Trofeo
2	Topcats Racing	1:52.188	12:43:18.158	2	Lamborghini Super Trofeo
2	Topcats Racing	1:51.313	12:45:09.471	3	Lamborghini Super Trofeo
2	Topcats Racing	1:51.186	12:47:00.657	4	Lamborghini Super Trofeo
2	Topcats Racing	1:51.113	12:48:51.770	5	Lamborghini Super Trofeo
2	Topcats Racing	1:50.931	12:52:33.925	7	Lamborghini Super Trofeo

Leader History

NO	NAME	FROM LAP	LAPS LED	DISTANCE	VEHICLE
2	Topcats Racing	1	14	41.56 miles	Lamborghini Super Trofeo

GT Cup Championship

RACE 1 - STATISTICS

CLASS : GTH 5 Starters

Fastest Lap History

NO	NAME	LAP TIME	TIME OF DAY	LAP	VEHICLE
9	Forsetti Motorsport	2:00.593	12:41:31.390	1	Aston Martin Vantage GT4
9	Forsetti Motorsport	1:56.060	12:43:27.450	2	Aston Martin Vantage GT4
9	Forsetti Motorsport	1:56.039	12:53:09.336	7	Aston Martin Vantage GT4

Leader History

NO	NAME	FROM LAP	LAPS LED	DISTANCE	VEHICLE
9	Forsetti Motorsport	1	14	41.56 miles	Aston Martin Vantage GT4

GT Cup Championship

RACE 1 - STATISTICS

CLASS : GTA

1 Starters

Fastest Lap History


NO	NAME	LAP TIME	TIME OF DAY	LAP	VEHICLE
370	Jolt Racing	2:07.098	12:41:37.898	1	McLaren 570S GT4
370	Jolt Racing	2:01.349	12:43:39.246	2	McLaren 570S GT4
370	Jolt Racing	2:01.085	12:45:40.331	3	McLaren 570S GT4
370	Jolt Racing	2:00.942	12:53:45.727	7	McLaren 570S GT4
370	Jolt Racing	2:00.818	13:03:56.366	12	McLaren 570S GT4

Leader History

NO	NAME	FROM LAP	LAPS LED	DISTANCE	VEHICLE
370	Jolt Racing	1	13	38.59 miles	McLaren 570S GT4

GT Cup Championship

RACE 3 - GRID (50 minutes)

ROW 7	13	2:03.687 50 MONTAGUE / HALL (P)		
ROW 6	11	1:57.627 86 TOWNSEND / THEOBALD	12	2:00.818 370 WILLIAMS / INGRAM (PS)
ROW 5	9	1:57.004 11 ORANT / HATFIELD (PS)	10	1:57.131 75 BUSH
ROW 4	7	1:56.355 10 WARREN / O'MEARA-HUNT (PS)	8	1:56.823 72 MURPHY
ROW 3	5	1:51.852 33 JENNINGS / CATON	6	1:56.039 9 HIGGINS / PORTER (PS)
ROW 2	3	1:51.351 5 CHAMBERLAIN	4	1:51.735 3 GILBERT / FENWICK
ROW 1	1	1:48.942 6 NEARY / LOGGIE	2	1:50.931 2 GILBERT / RAWLINGS (PS)
Pole				
				

Comments:
Car 1 - Withdrawn from race.

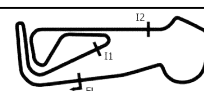
These results are provisional until the conclusion of any judicial and technical matters.

Snetterton 300: 2.9689 miles

Clerk Of Course: Andy Stevens

Stewards:

Timekeeper: Nick Palmer



GT Cup Championship

RACE 3 - CLASSIFICATION

Race Distance: 27 Laps / 80.16 miles

POS	NO	CL	PIC	TEAM / DRIVERS	CAR	LAPS	TIME	GAP	DIFF	MPH	BEST	ON	GRD	↑↓
1	6	GTO	1	Team Abba Racing Richard NEARY / Ian LOGGIE	Mercedes AMG GT3	27	51:27.585			93.46	1:48.589	11	1	0
2	33	GT3	1	G-Cat Racing Shamus JENNINGS / Greg CATON	Porsche 911 GTR GT3	27	51:57.491	29.906	29.906	92.56	1:47.870	27	5	3
3	5	GTO	2	CTR Developments Richard CHAMBERLAIN	Porsche 935	27	52:42.650	1:15.065	45.159	91.24	1:52.245	17	3	0
4	2	GTC	1	Topcats Racing Charlotte GILBERT / Tom RAWLINGS (PS)	Lamborghini Super Trofeo	27	53:15.762	1:48.177	33.112	90.30	1:51.775	17	2	-2
5	3	GTC	2	Topcats Racing Warren GILBERT / Fraser FENWICK	Lamborghini Super Trofeo	26	51:43.217	1 Lap	1 Lap	89.54	1:52.578	20	4	-1
6	72	GTC	3	Woodrow Motorsport Chris MURPHY	BMW M3 GTR	26	52:42.417	1 Lap	59.200	87.87	1:57.266	22	8	2
7	10	GTH	1	Forsetti Motorsport Marc WARREN / Rianna O'MEARA-HUNT (PS)	Aston Martin Vantage GT4	26	52:52.318	1 Lap	9.901	87.59	1:56.675	10	7	0
8	75	GTC	4	Team Parker Racing Keith BUSH	Porsche 911 GT3 Cup	26	53:12.070	1 Lap	19.752	87.05	1:57.191	9	10	2
9	11	GTH	2	Paddock Motorsport Michael ORANT / Adam HATFIELD (PS)	McLaren Artura GT4	25	52:17.273	2 Laps	1 Lap	85.17	1:56.408	22	9	0
10	50	GTH	3	MKH Racing Peter MONTAGUE / Stuart HALL (P)	Aston Martin Vantage GT4	25	52:45.645	2 Laps	28.372	84.40	1:56.417	22	13	3
11	370	GTA	1	Jolt Racing Rupert WILLIAMS / John INGRAM (PS)	McLaren 570S GT4	23	52:16.929	4 Laps	2 Laps	78.36	2:03.369	22	12	1
12	9	GTH	4	Forsetti Motorsport Matthew HIGGINS / Mikey PORTER (PS)	Aston Martin Vantage GT4	23	52:44.244	4 Laps	27.315	77.68	1:56.328	17	6	-6

NOT CLASSIFIED

NC	86	GTH		SVG Motorsport James TOWNSEND / Leona THEOBALD	Ginetta G56 GT4	14	32:11.511	13 Laps	9 Laps	77.46	2:00.623	11		
----	----	-----	--	--	-----------------	----	-----------	----------------	--------	-------	-----------------	----	--	--

FASTEST LAP

33	GT3	G-Cat Racing Shamus JENNINGS / Greg CATON	Porsche 911 GTR GT3	27	1:47.870	99.08 mph	159.45 kph
6	GTO	Team Abba Racing Richard NEARY / Ian LOGGIE	Mercedes AMG GT3	11	1:48.589	98.42 mph	158.40 kph
2	GTC	Topcats Racing Charlotte GILBERT / Tom RAWLINGS (PS)	Lamborghini Super Trofeo	17	1:51.775	95.62 mph	153.88 kph
9	GTH	Forsetti Motorsport Matthew HIGGINS / Mikey PORTER (PS)	Aston Martin Vantage GT4	17	1:56.328	91.87 mph	147.86 kph
370	GTA	Jolt Racing Rupert WILLIAMS / John INGRAM (PS)	McLaren 570S GT4	22	2:03.369	86.63 mph	139.42 kph

Weather / Track : Bright / Dry

These results are provisional until the conclusion of any judicial and technical matters.

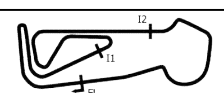
Date: 01/06/2024 Start: 15:31 Finish: 16:22

Snetterton 300: 2.9689 miles

Clerk Of Course: Andy Stevens

Stewards:

Timekeeper: Nick Palmer



GT Cup Championship

RACE 3 - LAP CHART

LAP 1 @ 15:33:15.466			LAP 2 @ 15:35:07.182			LAP 3 @ 15:36:58.281			LAP 4 @ 15:38:50.122			LAP 5 @ 15:40:41.236		
NO	BEHIND	LAP TIME	NO	BEHIND	LAP TIME	NO	BEHIND	LAP TIME	NO	BEHIND	LAP TIME	NO	BEHIND	LAP TIME
6		1:53.839	6		1:51.716	6		1:51.099	6		1:51.841	6		1:51.114
5	5.549	1:59.388	5	10.545	1:56.712	86	1 Lap	2:17.623	5	16.163	1:54.305	5	18.910	1:53.861
2	6.452	2:00.291	33	10.966	1:56.050	5	13.699	1:54.253	33	16.633	1:54.260	33	19.398	1:53.879
33	6.632	2:00.471	2	11.822	1:57.086	33	14.214	1:54.347	2	20.402	1:55.509	2	24.165	1:54.877
3	7.435	2:01.274	3	12.050	1:56.331	2	16.734	1:56.011	3	20.811	1:55.671	3	24.428	1:54.731
10	8.899	2:02.738	10	14.315	1:57.132	3	16.981	1:56.030	10	25.718	1:56.985	10	31.425	1:56.821
11	12.687	2:06.526	72	22.120	2:00.461	10	20.574	1:57.358	86	1 Lap	2:15.882	72	45.313	1:59.587
72	13.375	2:07.214	11	23.331	2:02.360	9	1 Lap	2:12.246	72	36.840	1:58.237	86	1 Lap	2:12.056
75	15.405	2:09.244	75	23.647	1:59.958	72	30.444	1:59.423	75	40.216	1:59.944	75	48.061	1:58.959
50	19.439	2:13.278	50	31.047	2:03.324	75	32.113	1:59.565	11	43.840	2:01.369	11	53.865	2:01.139
370	24.638	2:18.477	370	47.690	2:14.768	11	34.312	2:02.080	50	53.748	2:02.697	50	1:05.334	2:02.700
86	1:27.857	3:21.696 P				50	42.892	2:02.944	370	1:33.684	2:13.496			
9	1:51.626	3:45.465 P				370	1:12.029	2:15.438						

GT Cup Championship

RACE 3 - LAP CHART

LAP 6 @ 15:42:31.506			LAP 7 @ 15:44:21.370			LAP 8 @ 15:46:10.972			LAP 9 @ 15:48:00.403			LAP 10 @ 15:49:49.750		
NO	BEHIND	LAP TIME	NO	BEHIND	LAP TIME	NO	BEHIND	LAP TIME	NO	BEHIND	LAP TIME	NO	BEHIND	LAP TIME
6		1:50.270	6		1:49.864	6		1:49.602	6		1:49.431	6		1:49.347
370	1 Lap	2:13.448	5	27.666	1:54.542	5	31.448	1:53.384	5	34.778	1:52.761	50	1 Lap	2:04.192
9	3 Laps	5:28.474 P	33	28.065	1:54.345	33	32.552	1:54.089	33	35.673	1:52.552	86	2 Laps	2:06.905
5	22.988	1:54.348	370	1 Lap	2:15.498	2	39.207	1:55.300	2	43.786	1:54.010	5	38.827	1:53.396
33	23.584	1:54.456	9	3 Laps	2:05.143	9	3 Laps	1:58.735	3	46.361	1:54.403	33	39.421	1:53.095
2	28.828	1:54.933	2	33.509	1:54.545	3	41.389	1:56.458	9	3 Laps	1:58.471	2	47.805	1:53.366
3	29.245	1:55.087	3	34.533	1:55.152	10	52.696	1:57.294	10	59.954	1:56.689	3	50.872	1:53.858
10	38.029	1:56.874	10	45.004	1:56.839	370	1 Lap	2:14.807	72	1:18.909	1:58.161	9	3 Laps	1:57.775
72	53.484	1:58.441	72	1:01.963	1:58.343	72	1:10.179	1:57.818	370	1 Lap	2:12.332	10	1:07.282	1:56.675
75	58.915	2:01.124	75	1:07.595	1:58.544	75	1:16.250	1:58.257	75	1:24.010	1:57.191	72	1:27.504	1:57.942
11	1:04.009	2:00.414	11	1:13.994	1:59.849	11	1:23.477	1:59.085	11	1:33.613	1:59.567	75	1:32.927	1:58.264
86	1 Lap	2:10.261	86	1 Lap	2:07.781	86	1 Lap	2:06.527				370	1 Lap	2:12.230
50	1:18.856	2:03.792	50	1:32.226	2:03.234	50	1:44.589	2:01.965				11	1:43.391	1:59.125

GT Cup Championship

RACE 3 - LAP CHART

LAP 11 @ 15:51:38.339	LAP 12 @ 15:53:30.934	LAP 13 @ 15:55:20.775	LAP 14 @ 15:58:44.799	LAP 15 @ 16:00:42.338
NOBEHINDLAP TIME	NOBEHINDLAP TIME	NOBEHINDLAP TIME	NOBEHINDLAP TIME	NOBEHINDLAP TIME
61:48.589	61:52.595	61:49.841	101:57.187	101:57.539
501 Lap2:02.351	111 Lap2:00.913	111 Lap1:59.512	751 Lap3:26.252 P	61.2851:54.114
862 Laps2:02.105	3702 Laps2:13.483	3702 Laps2:09.464	64.7103:28.734 P	751 Lap2:02.646
543.7611:53.523	862 Laps2:02.811	862 Laps2:00.623	541.1603:17.645 P	540.7011:57.080
3344.4451:53.613	501 Lap2:03.334	547.5391:53.153	1148.7092:00.045	3350.2261:50.068
252.6301:53.414	544.2271:53.061	501 Lap2:03.742	3357.6971:53.711	21:26.5641:52.602
356.3771:54.094	3344.9821:53.132	31:01.1291:53.691	861 Lap2:02.238	31:29.5401:59.295
93 Laps1:57.635	253.7381:53.703	93 Laps1:56.824	31:27.7843:50.679 P	721:47.8121:58.145
101:15.5601:56.867	357.2791:53.497	101:26.8371:56.771	21:31.5011:56.696	92 Laps1:57.481
721:36.9331:58.018	93 Laps1:57.038	112:12.6881:59.897	3701 Lap2:12.164	
751:41.8981:57.560	101:19.9071:56.942	332:28.0103:32.869 P	501:33.5462:05.069	
	721:42.4441:58.106	3701 Lap2:10.665	721:47.2062:02.987	
	751:48.6401:59.337	861 Lap2:02.144	92 Laps1:57.538	
		502:52.5012:04.096		
		22:58.8293:54.932 P		
		723:08.2433:15.640 P		
		92 Laps1:57.510		

GT Cup Championship

RACE 3 - LAP CHART

LAP 16 @ 16:02:33.659	LAP 17 @ 16:04:25.334	LAP 18 @ 16:06:15.215	LAP 19 @ 16:08:04.754	LAP 20 @ 16:09:55.425
NOBEHINDLAP TIME	NOBEHINDLAP TIME	NOBEHINDLAP TIME	NOBEHINDLAP TIME	NOBEHINDLAP TIME
61:50.036	61:51.675	61:49.881	61:49.539	61:50.671
751 Lap1:57.916	721 Lap1:58.640	721 Lap1:57.743	721 Lap1:57.487	112 Laps1:58.684
111 Lap3:39.391 P	101 Lap3:49.854 P	94 Laps3:56.289 P	94 Laps2:01.777	721 Lap1:57.295
541.9451:52.565	502 Laps4:15.086 P	101 Lap2:02.481	101 Lap1:57.736	94 Laps1:56.567
3347.8571:48.952	3703 Laps4:25.915 P	502 Laps2:01.559	502 Laps1:57.783	101 Lap1:57.414
862 Laps3:22.859 P	751 Lap1:58.058	751 Lap1:58.816	751 Lap1:58.175	502 Laps1:57.580
21:27.1001:51.857	542.5151:52.245	3703 Laps2:10.759	3343.5361:48.203	3342.1451:49.280
31:32.2961:54.077	3345.0771:48.895	3344.8721:49.676	551.1121:53.615	751 Lap1:59.505
	21:27.2001:51.775	547.0361:54.402	3703 Laps2:05.805	553.8631:53.422
	31:34.2361:53.615	21:29.7791:52.460	21:32.3551:52.115	3703 Laps2:04.627
	111 Lap2:49.563	31:37.4631:53.108	31:40.6841:52.760	21:33.7321:52.048
		111 Lap1:58.719		31:42.5911:52.578

GT Cup Championship

RACE 3 - LAP CHART

LAP 21 @ 16:11:45.462	LAP 22 @ 16:13:35.276	LAP 23 @ 16:15:25.179	LAP 24 @ 16:17:17.296	LAP 25 @ 16:19:07.133
NOBEHINDLAP TIME	NOBEHINDLAP TIME	NOBEHINDLAP TIME	NOBEHINDLAP TIME	NOBEHINDLAP TIME
61:50.037	61:49.814	61:49.903	61:52.117	61:49.837
112 Laps1:58.341	112 Laps1:57.393	112 Laps1:57.097	31 Lap1:54.760	31 Lap1:55.098
721 Lap1:57.364	721 Lap1:57.627	3340.6781:48.765	3704 Laps2:08.101	3704 Laps2:03.800
94 Laps1:56.328	3341.8161:50.341	721 Lap1:57.266	112 Laps1:56.408	3335.2741:48.642
3341.2891:49.181	94 Laps1:57.190	94 Laps1:56.598	3336.4691:47.908	112 Laps1:56.740
101 Lap1:57.087	502 Laps1:56.749	502 Laps1:56.643	721 Lap1:57.371	721 Lap1:57.419
502 Laps1:57.065	101 Lap1:58.652	101 Lap1:57.700	94 Laps1:56.717	94 Laps1:56.850
751 Lap1:57.870	51:00.1721:52.791	51:04.8171:54.548	502 Laps1:56.417	502 Laps1:56.560
557.1951:53.369	751 Lap1:59.197	751 Lap1:58.882	101 Lap1:57.515	51:09.2921:53.064
3703 Laps2:06.755	21:38.3161:51.964	21:41.0821:52.669	51:06.0651:53.365	101 Lap1:57.832
21:36.1661:52.471	3703 Laps2:06.571		751 Lap2:01.261	751 Lap1:58.586
31:45.8091:53.255	31:48.7441:52.749		21:42.0001:53.035	21:44.7891:52.626

GT Cup Championship

RACE 3 - LAP CHART

LAP 26 @ 16:20:56.100			LAP 27 @ 16:22:49.212		
NO	BEHIND	LAP TIME	NO	BEHIND	LAP TIME
6		1:48.967	6		1:53.112
3	1 Lap	1:54.565	3	1 Lap	1:56.401
33	35.148	1:48.841	33	29.906	1:47.870
370	4 Laps	2:03.369	370	4 Laps	2:04.957
11	2 Laps	1:56.536	11	2 Laps	1:56.520
72	1 Lap	1:57.824	72	1 Lap	1:57.858
9	4 Laps	1:56.839	5	1:15.065	1:54.061
5	1:14.116	1:53.791	9	4 Laps	1:58.754
50	2 Laps	1:56.700	50	2 Laps	1:56.785
10	1 Lap	1:58.033	10	1 Lap	1:57.303
75	1 Lap	1:58.909	75	1 Lap	1:58.050
2	1:48.227	1:52.405	2	1:48.177	1:53.062

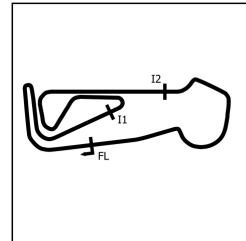
GT Cup Championship

RACE 3 - POSITION CHART

		Lap																											
No	Name	Pos	1	2	3	4	5	6	7	8	9	10	11	12	13	14	15	16	17	18	19	20	21	22	23	24	25	26	27
6	Team Abba Racing	1	6	6	6	6	6	6	6	6	6	6	6	6	6	10	10	6	6	6	6	6	6	6	6	6	6	6	6
2	Topcats Racing	2	5	5	5	5	5	5	5	5	5	5	5	5	5	6	6	5	5	33	33	33	33	33	33	33	33	33	33
5	CTR Developments	3	2	33	33	33	33	33	33	33	33	33	33	33	3	5	5	33	33	5	5	5	5	5	5	5	5	5	5
3	Topcats Racing	4	33	2	2	2	2	2	2	2	2	2	2	2	10	11	33	2	2	2	2	2	2	2	2	2	2	2	2
33	G-Cat Racing	5	3	3	3	3	3	3	3	3	3	3	3	3	11	33	2	3	3	3	3	3	3	3	3	3	3	3	3
9	Forsetti Motorsport	6	10	10	10	10	10	10	10	10	10	10	10	10	33	3	3	72	72	72	72	72	72	72	72	72	72	72	72
10	Forsetti Motorsport	7	11	72	72	72	72	72	72	72	72	72	72	72	50	2	72	10	10	10	10	10	10	10	10	10	10	10	10
72	Woodrow Motorsport	8	72	11	75	75	75	75	75	75	75	75	75	75	2	50	75	75	75	75	75	75	75	75	75	75	75	75	75
11	Paddock Motorsport	9	75	75	11	11	11	11	11	11	11	11	11	11	72	72	11	11	11	11	11	11	11	11	11	11	11	11	11
75	Team Parker Racing	10	50	50	50	50	50	50	50	50	50	50	50	50	75	75	50	50	50	50	50	50	50	50	50	50	50	50	50
86	SVG Motorsport	11	370	370	370	370	370	370	370	370	370	370	370	370	86	86	370	370	370	370	370	370	370	370	370	370	370	370	370
370	Jolt Racing	12	86	86	86	86	86	86	86	86	86	86	86	86	370	370	9	9	9	9	9	9	9	9	9	9	9	9	9
50	MKH Racing	13	9	9	9	9	9	9	9	9	9	9	9	9	9	9													

GT Cup Championship

RACE 3 - SECTOR ANALYSIS



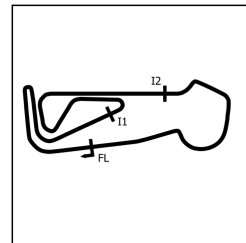
SECTOR 1 = FL to I1, SECTOR 2 = I1 to I2, SECTOR 3 = I2 to FL, DIFF = Difference To Personal Best Lap, P = Crossed Finish Line in Pit Lane, D = Time Disallowed

P1 6 GTO Team Abba Racing				Mercedes AMG GT3			
IDEAL LAP TIME : 1:48.259		BEST LAP TIME : 1:48.589		DIFFERENCE : 0.330			
D1: Richard NEARY		D2: Ian LOGGIE					
LAP	SECTOR 1	SECTOR 2	SECTOR 3	LAP TIME	MPH	DIFF	TIME OF DAY
1 -		39.976	36.674	1:53.839	93.88	5.250	15:33:15.466
2 -	34.973	39.930	36.813	1:51.716	95.67	3.127	15:35:07.182
3 -	34.599	39.382	37.118	1:51.099	96.20	2.510	15:36:58.281
4 -	34.845	39.651	37.345	1:51.841	95.56	3.252	15:38:50.122
5 -	34.790	39.427	36.897	1:51.114	96.19	2.525	15:40:41.236
6 -	34.396	39.076	36.798	1:50.270	96.92	1.681	15:42:31.506
7 -	34.567	38.912	36.385	1:49.864	97.28	1.275	15:44:21.370
8 -	34.214	38.970	36.418	1:49.602	97.51	1.013	15:46:10.972
9 -	34.127	39.045	36.259	1:49.431	97.66	0.842	15:48:00.403
10 -	33.928	39.352	36.067	1:49.347 (3)	97.74	0.758	15:49:49.750
11 -	33.786	38.993	35.810	1:48.589 (1)	98.42		15:51:38.339
12 -	35.803	39.981	36.811	1:52.595	94.92	4.006	15:53:30.934
13 -	34.252	38.979	36.610	1:49.841	97.30	1.252	15:55:20.775
14 -	36.147	40.055	IN PIT	3:28.734 P	51.20	1:40.145	15:58:49.509
15 -	OUTLAP	39.984	36.602	1:54.114	93.66	5.525	16:00:43.623
16 -	34.339	39.145	36.552	1:50.036	97.13	1.447	16:02:33.659
17 -	34.739	40.114	36.822	1:51.675	95.70	3.086	16:04:25.334
18 -	34.385	39.025	36.471	1:49.881	97.26	1.292	16:06:15.215
19 -	34.121	39.071	36.347	1:49.539	97.57	0.950	16:08:04.754
20 -	34.292	39.868	36.511	1:50.671	96.57	2.082	16:09:55.425
21 -	34.416	38.948	36.673	1:50.037	97.13	1.448	16:11:45.462
22 -	34.619	38.951	36.244	1:49.814	97.32	1.225	16:13:35.276
23 -	34.617	38.874	36.412	1:49.903	97.25	1.314	16:15:25.179
24 -	34.815	40.896	36.406	1:52.117	95.32	3.528	16:17:17.296
25 -	34.619	39.036	36.182	1:49.837	97.30	1.248	16:19:07.133
26 -	34.330	38.663	35.974	1:48.967 (2)	98.08	0.378	16:20:56.100
27 -	34.242	40.725	38.145	1:53.112	94.49	4.523	16:22:49.212

P2 33 GT3 G-Cat Racing				Porsche 911 GTR GT3			
IDEAL LAP TIME : 1:47.643		BEST LAP TIME : 1:47.870		DIFFERENCE : 0.227			
D1: Shamus JENNINGS		D2: Greg CATON					
LAP	SECTOR 1	SECTOR 2	SECTOR 3	LAP TIME	MPH	DIFF	TIME OF DAY
1 -		41.343	38.685	2:00.471	88.71	12.601	15:33:22.098
2 -	36.397	40.690	38.963	1:56.050	92.09	8.180	15:35:18.148
3 -	35.746	40.928	37.673	1:54.347	93.47	6.477	15:37:12.495
4 -	35.619	41.118	37.523	1:54.260	93.54	6.390	15:39:06.755
5 -	35.280	40.473	38.126	1:53.879	93.85	6.009	15:41:00.634
6 -	35.632	41.103	37.721	1:54.456	93.38	6.586	15:42:55.090
7 -	35.426	40.668	38.251	1:54.345	93.47	6.475	15:44:49.435
8 -	35.343	40.530	38.216	1:54.089	93.68	6.219	15:46:43.524
9 -	35.111	39.979	37.462	1:52.552	94.96	4.682	15:48:36.076
10 -	35.169	40.295	37.631	1:53.095	94.50	5.225	15:50:29.171
11 -	35.383	40.823	37.407	1:53.613	94.07	5.743	15:52:22.784
12 -	35.298	40.258	37.576	1:53.132	94.47	5.262	15:54:15.916
13 -	35.012	40.671	IN PIT	3:32.869 P	50.20	1:44.999	15:57:48.785
14 -	OUTLAP	38.810	36.758	1:53.711	93.99	5.841	15:59:42.496
15 -	34.552	38.712	36.804	1:50.068	97.10	2.198	16:01:32.564
16 -	34.376	38.475	36.101	1:48.952	98.09	1.082	16:03:21.516
17 -	34.281	38.675	35.939	1:48.895	98.15	1.025	16:05:10.411
18 -	34.001	39.855	35.820	1:49.676	97.45	1.806	16:07:00.087
19 -	33.844	38.431	35.928	1:48.203 (3)	98.77	0.333	16:08:48.290
20 -	34.209	38.510	36.561	1:49.280	97.80	1.410	16:10:37.570
21 -	34.051	38.500	36.630	1:49.181	97.89	1.311	16:12:26.751
22 -	34.238	39.824	36.279	1:50.341	96.86	2.471	16:14:17.092
23 -	34.391	38.498	35.876	1:48.765	98.26	0.895	16:16:05.857
24 -	33.916	38.283	35.709	1:47.908 (2)	99.04	0.038	16:17:53.765
25 -	33.922	38.784	35.936	1:48.642	98.37	0.772	16:19:42.407
26 -	34.088	38.354	36.399	1:48.841	98.19	0.971	16:21:31.248
27 -	34.059	38.090	35.721	1:47.870 (1)	99.08		16:23:19.118

GT Cup Championship

RACE 3 - SECTOR ANALYSIS



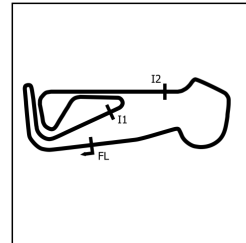
SECTOR 1 = FL to I1, SECTOR 2 = I1 to I2, SECTOR 3 = I2 to FL, DIFF = Difference To Personal Best Lap, P = Crossed Finish Line in Pit Lane, D = Time Disallowed

P3 5 GTO CTR Developments			Porsche 935				
IDEAL LAP TIME : 1:51.838		BEST LAP TIME : 1:52.245		DIFFERENCE : 0.407			
D1: Richard CHAMBERLAIN							
LAP	SECTOR 1	SECTOR 2	SECTOR 3	LAP TIME	MPH	DIFF	TIME OF DAY
1 -		41.072	39.152	1:59.388	89.52	7.143	15:33:21.015
2 -	36.202	41.176	39.334	1:56.712	91.57	4.467	15:35:17.727
3 -	35.634	40.743	37.876	1:54.253	93.54	2.008	15:37:11.980
4 -	35.549	40.703	38.053	1:54.305	93.50	2.060	15:39:06.285
5 -	35.157	40.245	38.459	1:53.861	93.86	1.616	15:41:00.146
6 -	35.534	40.878	37.936	1:54.348	93.46	2.103	15:42:54.494
7 -	35.431	40.463	38.648	1:54.542	93.31	2.297	15:44:49.036
8 -	35.151	40.367	37.866	1:53.384	94.26	1.139	15:46:42.420
9 -	34.867	40.012	37.882	1:52.761	(3) 94.78	0.516	15:48:35.181
10 -	35.136	40.502	37.758	1:53.396	94.25	1.151	15:50:28.577
11 -	35.444	40.525	37.554	1:53.523	94.14	1.278	15:52:22.100
12 -	35.209	40.153	37.699	1:53.061	94.53	0.816	15:54:15.161
13 -	34.987	39.842	38.324	1:53.153	94.45	0.908	15:56:08.314
14 -	35.267	40.240	IN PIT	3:17.645 P	54.07	1:25.400	15:59:25.959
15 -	OUTLAP	40.181	37.866	1:57.080	91.28	4.835	16:01:23.039
16 -	34.784	39.935	37.846	1:52.565	(2) 94.95	0.320	16:03:15.604
17 -	34.956	39.974	37.315	1:52.245	(1) 95.22		16:05:07.849
18 -	35.952	40.815	37.635	1:54.402	93.42	2.157	16:07:02.251
19 -	35.238	40.436	37.941	1:53.615	94.07	1.370	16:08:55.866
20 -	35.366	40.289	37.767	1:53.422	94.23	1.177	16:10:49.288
21 -	35.259	40.202	37.908	1:53.369	94.27	1.124	16:12:42.657
22 -	35.038	39.739	38.014	1:52.791	94.76	0.546	16:14:35.448
23 -	35.813	40.524	38.211	1:54.548	93.30	2.303	16:16:29.996
24 -	35.196	40.216	37.953	1:53.365	94.28	1.120	16:18:23.361
25 -	35.353	40.017	37.694	1:53.064	94.53	0.819	16:20:16.425
26 -	35.311	40.616	37.864	1:53.791	93.92	1.546	16:22:10.216
27 -	35.204	40.578	38.279	1:54.061	93.70	1.816	16:24:04.277

P4 2 GTC Topcats Racing			Lamborghini Super Trofeo				
IDEAL LAP TIME : 1:51.449		BEST LAP TIME : 1:51.775		DIFFERENCE : 0.326			
D1: Charlotte GILBERT		D2: Tom RAWLINGS (PS)					
LAP	SECTOR 1	SECTOR 2	SECTOR 3	LAP TIME	MPH	DIFF	TIME OF DAY
1 -		42.473	38.858	2:00.291	88.85	8.516	15:33:21.918
2 -	36.396	41.620	39.070	1:57.086	91.28	5.311	15:35:19.004
3 -	36.052	41.711	38.248	1:56.011	92.12	4.236	15:37:15.015
4 -	35.734	40.926	38.849	1:55.509	92.53	3.734	15:39:10.524
5 -	35.768	40.727	38.382	1:54.877	93.03	3.102	15:41:05.401
6 -	35.789	40.933	38.211	1:54.933	92.99	3.158	15:43:00.334
7 -	35.880	40.449	38.216	1:54.545	93.30	2.770	15:44:54.879
8 -	36.642	40.621	38.037	1:55.300	92.69	3.525	15:46:50.179
9 -	35.600	40.519	37.891	1:54.010	93.74	2.235	15:48:44.189
10 -	35.509	40.146	37.711	1:53.366	94.27	1.591	15:50:37.555
11 -	35.504	40.292	37.618	1:53.414	94.23	1.639	15:52:30.969
12 -	35.572	40.201	37.930	1:53.703	93.99	1.928	15:54:24.672
13 -	35.558	40.177	IN PIT	3:54.932 P	45.49	2:03.157	15:58:19.604
14 -	OUTLAP	40.212	38.027	1:56.696	91.58	4.921	16:00:16.300
15 -	35.388	40.213	37.001	1:52.602	94.91	0.827	16:02:08.902
16 -	35.067	39.587	37.203	1:51.857 (2)	95.55	0.082	16:04:00.759
17 -	35.062	39.766	36.947	1:51.775 (1)	95.62		16:05:52.534
18 -	35.052	39.963	37.445	1:52.460	95.03	0.685	16:07:44.994
19 -	35.059	39.958	37.098	1:52.115	95.33	0.340	16:09:37.109
20 -	34.941	39.932	37.175	1:52.048	95.38	0.273	16:11:29.157
21 -	35.299	39.868	37.304	1:52.471	95.02	0.696	16:13:21.628
22 -	35.069	39.768	37.127	1:51.964 (3)	95.45	0.189	16:15:13.592
23 -	35.388	39.949	37.332	1:52.669	94.86	0.894	16:17:06.261
24 -	35.128	39.802	38.105	1:53.035	94.55	1.260	16:18:59.296
25 -	35.302	40.075	37.249	1:52.626	94.89	0.851	16:20:51.922
26 -	34.915	39.932	37.558	1:52.405	95.08	0.630	16:22:44.327
27 -	35.349	40.125	37.588	1:53.062	94.53	1.287	16:24:37.389

GT Cup Championship

RACE 3 - SECTOR ANALYSIS



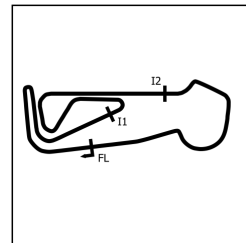
SECTOR 1 = FL to I1, SECTOR 2 = I1 to I2, SECTOR 3 = I2 to FL, DIFF = Difference To Personal Best Lap, P = Crossed Finish Line in Pit Lane, D = Time Disallowed

P5 3 GTC Topcats Racing				Lamborghini Super Trofeo			
IDEAL LAP TIME : 1:52.356		BEST LAP TIME : 1:52.578		DIFFERENCE : 0.222			
D1: Warren GILBERT		D2: Fraser FENWICK					
LAP	SECTOR 1	SECTOR 2	SECTOR 3	LAP TIME	MPH	DIFF	TIME OF DAY
1 -		41.568	38.888	2:01.274	88.13	8.696	15:33:22.901
2 -	36.309	41.451	38.571	1:56.331	91.87	3.753	15:35:19.232
3 -	36.196	41.691	38.143	1:56.030	92.11	3.452	15:37:15.262
4 -	36.022	40.843	38.806	1:55.671	92.40	3.093	15:39:10.933
5 -	35.742	40.918	38.071	1:54.731	93.15	2.153	15:41:05.664
6 -	35.929	41.012	38.146	1:55.087	92.86	2.509	15:43:00.751
7 -	36.220	40.600	38.332	1:55.152	92.81	2.574	15:44:55.903
8 -	37.271	41.103	38.084	1:56.458	91.77	3.880	15:46:52.361
9 -	36.138	40.359	37.906	1:54.403	93.42	1.825	15:48:46.764
10 -	35.893	40.360	37.605	1:53.858	93.87	1.280	15:50:40.622
11 -	35.830	40.465	37.799	1:54.094	93.67	1.516	15:52:34.716
12 -	35.629	40.444	37.424	1:53.497	94.17	0.919	15:54:28.213
13 -	35.917	40.221	37.553	1:53.691	94.00	1.113	15:56:21.904
14 -	35.993	40.916	IN PIT	3:50.679	P 46.33	1:58.101	16:00:12.583
15 -	OUTLAP	40.924	38.552	1:59.295	89.59	6.717	16:02:11.878
16 -	35.834	40.612	37.631	1:54.077	93.69	1.499	16:04:05.955
17 -	35.785	40.608	37.222	1:53.615	94.07	1.037	16:05:59.570
18 -	35.350	40.176	37.582	1:53.108	94.49	0.530	16:07:52.678
19 -	35.263	40.103	37.394	1:52.760 (3)	94.78	0.182	16:09:45.438
20 -	35.155	40.124	37.299	1:52.578 (1)	94.93		16:11:38.016
21 -	35.341	40.612	37.302	1:53.255	94.37	0.677	16:13:31.271
22 -	35.520	39.979	37.250	1:52.749 (2)	94.79	0.171	16:15:24.020
23 -	35.569	41.180	38.011	1:54.760	93.13	2.182	16:17:18.780
24 -	35.782	41.027	38.289	1:55.098	92.86	2.520	16:19:13.878
25 -	36.165	40.433	37.967	1:54.565	93.29	1.987	16:21:08.443
26 -	36.489	41.663	38.249	1:56.401	91.82	3.823	16:23:04.844

P6 72 GTC Woodrow Motorsport				BMW M3 GTR			
IDEAL LAP TIME : 1:56.549		BEST LAP TIME : 1:57.266		DIFFERENCE : 0.717			
D1: Chris MURPHY							
LAP	SECTOR 1	SECTOR 2	SECTOR 3	LAP TIME	MPH	DIFF	TIME OF DAY
1 -		45.134	40.093	2:07.214	84.01	9.948	15:33:28.841
2 -	37.543	43.223	39.695	2:00.461	88.72	3.195	15:35:29.302
3 -	37.222	41.940	40.261	1:59.423	89.49	2.157	15:37:28.725
4 -	36.942	41.780	39.515	1:58.237	90.39	0.971	15:39:26.962
5 -	37.231	42.013	40.343	1:59.587	89.37	2.321	15:41:26.549
6 -	37.133	41.563	39.745	1:58.441	90.23	1.175	15:43:24.990
7 -	36.940	41.778	39.625	1:58.343	90.31	1.077	15:45:23.333
8 -	36.945	41.328	39.545	1:57.818	90.71	0.552	15:47:21.151
9 -	36.777	41.441	39.943	1:58.161	90.45	0.895	15:49:19.312
10 -	36.983	41.383	39.576	1:57.942	90.62	0.676	15:51:17.254
11 -	37.020	41.211	39.787	1:58.018	90.56	0.752	15:53:15.272
12 -	37.050	41.610	39.446	1:58.106	90.49	0.840	15:55:13.378
13 -	36.666	40.978	IN PIT	3:15.640	P 54.63	1:18.374	15:58:29.018
14 -	OUTLAP	42.533	39.596	2:02.987	86.90	5.721	16:00:32.005
15 -	37.057	41.519	39.569	1:58.145	90.46	0.879	16:02:30.150
16 -	37.185	42.254	39.201	1:58.640	90.08	1.374	16:04:28.790
17 -	36.782	41.344	39.617	1:57.743	90.77	0.477	16:06:26.533
18 -	37.023	41.368	39.096	1:57.487	90.97	0.221	16:08:24.020
19 -	36.594	41.507	39.194	1:57.295 (2)	91.12	0.029	16:10:21.315
20 -	36.773	41.227	39.364	1:57.364 (3)	91.06	0.098	16:12:18.679
21 -	36.953	41.515	39.159	1:57.627	90.86	0.361	16:14:16.306
22 -	37.053	41.236	38.977	1:57.266 (1)	91.14		16:16:13.572
23 -	36.735	41.398	39.238	1:57.371	91.06	0.105	16:18:10.943
24 -	36.904	41.366	39.149	1:57.419	91.02	0.153	16:20:08.362
25 -	36.881	41.419	39.524	1:57.824	90.71	0.558	16:22:06.186
26 -	36.974	41.377	39.507	1:57.858	90.68	0.592	16:24:04.044

GT Cup Championship

RACE 3 - SECTOR ANALYSIS



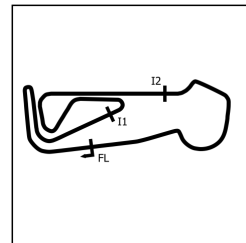
SECTOR 1 = FL to I1, SECTOR 2 = I1 to I2, SECTOR 3 = I2 to FL, DIFF = Difference To Personal Best Lap, P = Crossed Finish Line in Pit Lane, D = Time Disallowed

P7 10 GTH Forsetti Motorsport				Aston Martin Vantage GT4			
IDEAL LAP TIME : 1:56.496		BEST LAP TIME : 1:56.675		DIFFERENCE : 0.179			
D1: Marc WARREN		D2: Rianna O'MEARA-HUNT (P)					
LAP	SECTOR 1	SECTOR 2	SECTOR 3	LAP TIME	MPH	DIFF	TIME OF DAY
1 -		42.536	39.064	2:02.738	87.08	6.063	15:33:24.365
2 -	36.943	41.552	38.637	1:57.132	91.24	0.457	15:35:21.497
3 -	36.661	41.723	38.974	1:57.358	91.07	0.683	15:37:18.855
4 -	36.695	41.404	38.886	1:56.985	91.36	0.310	15:39:15.840
5 -	36.716	41.420	38.685	1:56.821	91.49	0.146	15:41:12.661
6 -	36.737	41.471	38.666	1:56.874	91.44	0.199	15:43:09.535
7 -	36.809	41.516	38.514	1:56.839	91.47	0.164	15:45:06.374
8 -	36.714	41.397	39.183	1:57.294	91.12	0.619	15:47:03.668
9 -	36.620	41.590	38.479	1:56.689 (2)	91.59	0.014	15:49:00.357
10 -	36.659	41.480	38.536	1:56.675 (1)	91.60		15:50:57.032
11 -	36.667	41.519	38.681	1:56.867	91.45	0.192	15:52:53.899
12 -	36.799	41.611	38.532	1:56.942	91.39	0.267	15:54:50.841
13 -	36.669	41.463	38.639	1:56.771 (3)	91.53	0.096	15:56:47.612
14 -	36.797	41.518	38.872	1:57.187	91.20	0.512	15:58:44.799
15 -	37.081	41.724	38.734	1:57.539	90.93	0.864	16:00:42.338
16 -	37.030	41.674	IN PIT	3:49.854 P	46.49	1:53.179	16:04:32.192
17 -	OUTLAP	42.251	39.324	2:02.481	87.26	5.806	16:06:34.673
18 -	36.879	41.856	39.001	1:57.736	90.78	1.061	16:08:32.409
19 -	37.145	41.758	38.511	1:57.414	91.02	0.739	16:10:29.823
20 -	36.849	41.538	38.700	1:57.087	91.28	0.412	16:12:26.910
21 -	37.913	42.017	38.722	1:58.652	90.07	1.977	16:14:25.562
22 -	36.822	41.800	39.078	1:57.700	90.80	1.025	16:16:23.262
23 -	36.855	41.748	38.912	1:57.515	90.95	0.840	16:18:20.777
24 -	37.060	41.708	39.064	1:57.832	90.70	1.157	16:20:18.609
25 -	36.856	42.101	39.076	1:58.033	90.55	1.358	16:22:16.642
26 -	36.796	41.691	38.816	1:57.303	91.11	0.628	16:24:13.945

P8 75 GTC Team Parker Racing				Porsche 911 GT3 Cup			
IDEAL LAP TIME : 1:56.982		BEST LAP TIME : 1:57.191		DIFFERENCE : 0.209			
D1: Keith BUSH							
LAP	SECTOR 1	SECTOR 2	SECTOR 3	LAP TIME	MPH	DIFF	TIME OF DAY
1 -		45.634	40.036	2:09.244	82.69	12.053	15:33:30.871
2 -	37.518	42.500	39.940	1:59.958	89.09	2.767	15:35:30.829
3 -	38.083	42.090	39.392	1:59.565	89.39	2.374	15:37:30.394
4 -	37.584	42.543	39.817	1:59.944	89.10	2.753	15:39:30.338
5 -	37.421	41.999	39.539	1:58.959	89.84	1.768	15:41:29.297
6 -	38.378	42.588	40.158	2:01.124	88.24	3.933	15:43:30.421
7 -	37.029	42.195	39.320	1:58.544	90.16	1.353	15:45:28.965
8 -	37.102	41.733	39.422	1:58.257	90.38	1.066	15:47:27.222
9 -	36.846	41.320	39.025	1:57.191 (1)	91.20		15:49:24.413
10 -	37.349	41.672	39.243	1:58.264	90.37	1.073	15:51:22.677
11 -	36.637	41.759	39.164	1:57.560 (2)	90.91	0.369	15:53:20.237
12 -	37.401	42.205	39.731	1:59.337	89.56	2.146	15:55:19.574
13 -	39.028	42.224	IN PIT	3:26.252 P	51.82	1:29.061	15:58:45.826
14 -	OUTLAP	43.149	39.551	2:02.646	87.14	5.455	16:00:48.472
15 -	36.840	41.642	39.434	1:57.916	90.64	0.725	16:02:46.388
16 -	37.008	41.840	39.210	1:58.058	90.53	0.867	16:04:44.446
17 -	37.045	41.865	39.906	1:58.816	89.95	1.625	16:06:43.262
18 -	37.184	41.602	39.389	1:58.175	90.44	0.984	16:08:41.437
19 -	37.224	41.970	40.311	1:59.505	89.43	2.314	16:10:40.942
20 -	36.765	41.742	39.363	1:57.870 (3)	90.67	0.679	16:12:38.812
21 -	36.973	41.683	40.541	1:59.197	89.66	2.006	16:14:38.009
22 -	37.371	41.827	39.684	1:58.882	89.90	1.691	16:16:36.891
23 -	38.583	42.435	40.243	2:01.261	88.14	4.070	16:18:38.152
24 -	37.530	41.591	39.465	1:58.586	90.12	1.395	16:20:36.738
25 -	36.890	41.573	40.446	1:58.909	89.88	1.718	16:22:35.647
26 -	37.224	41.535	39.291	1:58.050	90.53	0.859	16:24:33.697

GT Cup Championship

RACE 3 - SECTOR ANALYSIS



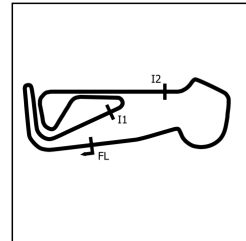
SECTOR 1 = FL to I1, SECTOR 2 = I1 to I2, SECTOR 3 = I2 to FL, DIFF = Difference To Personal Best Lap, P = Crossed Finish Line in Pit Lane, D = Time Disallowed

P9 11 GTH Paddock Motorsport				McLaren Artura GT4			
IDEAL LAP TIME : 1:56.239		BEST LAP TIME : 1:56.408		DIFFERENCE : 0.169			
D1: Michael ORANT		D2: Adam HATFIELD (PS)					
LAP	SECTOR 1	SECTOR 2	SECTOR 3	LAP TIME	MPH	DIFF	TIME OF DAY
1 -		44.120	40.320	2:06.526	84.47	10.118	15:33:28.153
2 -	37.963	43.549	40.848	2:02.360	87.34	5.952	15:35:30.513
3 -	38.838	43.133	40.109	2:02.080	87.54	5.672	15:37:32.593
4 -	37.979	43.257	40.133	2:01.369	88.06	4.961	15:39:33.962
5 -	37.752	43.064	40.323	2:01.139	88.22	4.731	15:41:35.101
6 -	37.698	43.081	39.635	2:00.414	88.76	4.006	15:43:35.515
7 -	37.540	42.547	39.762	1:59.849	89.17	3.441	15:45:35.364
8 -	37.263	42.296	39.526	1:59.085	89.75	2.677	15:47:34.449
9 -	37.782	42.263	39.522	1:59.567	89.38	3.159	15:49:34.016
10 -	37.316	42.365	39.444	1:59.125	89.72	2.717	15:51:33.141
11 -	38.520	42.359	40.034	2:00.913	88.39	4.505	15:53:34.054
12 -	37.260	42.396	39.856	1:59.512	89.43	3.104	15:55:33.566
13 -	37.403	42.654	39.840	1:59.897	89.14	3.489	15:57:33.463
14 -	37.739	42.449	39.857	2:00.045	89.03	3.637	15:59:33.508
15 -	37.647	42.461	IN PIT	3:39.391	P 48.71	1:42.983	16:03:12.899
16 -	OUTLAP	1:09.779	39.391	2:49.563	63.03	53.155	16:06:02.462
17 -	37.326	42.371	39.022	1:58.719	90.02	2.311	16:08:01.181
18 -	37.004	42.522	39.158	1:58.684	90.05	2.276	16:09:59.865
19 -	37.052	42.364	38.925	1:58.341	90.31	1.933	16:11:58.206
20 -	36.750	41.675	38.968	1:57.393	91.04	0.985	16:13:55.599
21 -	36.778	41.776	38.543	1:57.097	91.27	0.689	16:15:52.696
22 -	36.636	41.408	38.364	1:56.408 (1)	91.81		16:17:49.104
23 -	36.513	41.634	38.593	1:56.740	91.55	0.332	16:19:45.844
24 -	36.467	41.559	38.510	1:56.536 (3)	91.71	0.128	16:21:42.380
25 -	36.568	41.413	38.539	1:56.520 (2)	91.72	0.112	16:23:38.900

P10 50 GTH MKH Racing				Aston Martin Vantage GT4			
IDEAL LAP TIME : 1:56.272		BEST LAP TIME : 1:56.417		DIFFERENCE : 0.145			
D1: Peter MONTAGUE		D2: Stuart HALL (P)					
LAP	SECTOR 1	SECTOR 2	SECTOR 3	LAP TIME	MPH	DIFF	TIME OF DAY
1 -		44.890	41.790	2:13.278	80.19	16.861	15:33:34.905
2 -	38.543	43.414	41.367	2:03.324	86.66	6.907	15:35:38.229
3 -	38.433	43.311	41.200	2:02.944	86.93	6.527	15:37:41.173
4 -	38.324	43.218	41.155	2:02.697	87.10	6.280	15:39:43.870
5 -	38.305	43.210	41.185	2:02.700	87.10	6.283	15:41:46.570
6 -	38.732	43.353	41.707	2:03.792	86.33	7.375	15:43:50.362
7 -	38.479	43.649	41.106	2:03.234	86.72	6.817	15:45:53.596
8 -	38.221	43.113	40.631	2:01.965	87.63	5.548	15:47:55.561
9 -	38.629	44.216	41.347	2:04.192	86.06	7.775	15:49:59.753
10 -	38.222	43.199	40.930	2:02.351	87.35	5.934	15:52:02.104
11 -	38.414	43.071	41.849	2:03.334	86.65	6.917	15:54:05.438
12 -	38.643	43.353	41.746	2:03.742	86.37	7.325	15:56:09.180
13 -	38.867	43.582	41.647	2:04.096	86.12	7.679	15:58:13.276
14 -	38.883	43.390	42.796	2:05.069	85.45	8.652	16:00:18.345
15 -	40.889	45.099	IN PIT	4:15.086	P 41.89	2:18.669	16:04:33.431
16 -	OUTLAP	41.801	39.204	2:01.559	87.92	5.142	16:06:34.990
17 -	37.097	41.833	38.853	1:57.783	90.74	1.366	16:08:32.773
18 -	37.123	41.710	38.747	1:57.580	90.90	1.163	16:10:30.353
19 -	36.800	41.478	38.787	1:57.065	91.30	0.648	16:12:27.418
20 -	37.041	41.416	38.292	1:56.749	91.54	0.332	16:14:24.167
21 -	36.593	41.541	38.509	1:56.643 (3)	91.63	0.226	16:16:20.810
22 -	36.689	41.387	38.341	1:56.417 (1)	91.80		16:18:17.227
23 -	36.702	41.561	38.297	1:56.560 (2)	91.69	0.143	16:20:13.787
24 -	36.680	41.513	38.507	1:56.700	91.58	0.283	16:22:10.487
25 -	36.854	41.439	38.492	1:56.785	91.51	0.368	16:24:07.272

GT Cup Championship

RACE 3 - SECTOR ANALYSIS



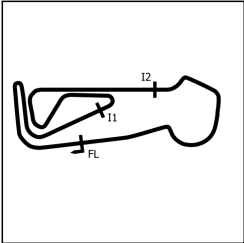
SECTOR 1 = FL to I1, SECTOR 2 = I1 to I2, SECTOR 3 = I2 to FL, DIFF = Difference To Personal Best Lap, P = Crossed Finish Line in Pit Lane, D = Time Disallowed

P11 370 GTA Jolt Racing				McLaren 570S GT4			
IDEAL LAP TIME : 2:03.078		BEST LAP TIME : 2:03.369		DIFFERENCE : 0.291			
D1: Rupert WILLIAMS		D2: John INGRAM (PS)					
LAP	SECTOR 1	SECTOR 2	SECTOR 3	LAP TIME	MPH	DIFF	TIME OF DAY
1 -		47.598	44.483	2:18.477	77.18	15.108	15:33:40.104
2 -	42.190	47.620	44.958	2:14.768	79.30	11.399	15:35:54.872
3 -	42.718	47.430	45.290	2:15.438	78.91	12.069	15:38:10.310
4 -	42.430	46.703	44.363	2:13.496	80.06	10.127	15:40:23.806
5 -	42.264	46.385	44.799	2:13.448	80.09	10.079	15:42:37.254
6 -	42.807	46.826	45.865	2:15.498	78.87	12.129	15:44:52.752
7 -	42.886	47.252	44.669	2:14.807	79.28	11.438	15:47:07.559
8 -	42.247	46.042	44.043	2:12.332	80.76	8.963	15:49:19.891
9 -	41.753	46.413	44.064	2:12.230	80.82	8.861	15:51:32.121
10 -	42.064	46.659	44.760	2:13.483	80.07	10.114	15:53:45.604
11 -	41.170	44.912	43.382	2:09.464	82.55	6.095	15:55:55.068
12 -	41.321	45.390	43.954	2:10.665	81.79	7.296	15:58:05.733
13 -	42.240	46.004	43.920	2:12.164	80.86	8.795	16:00:17.897
14 -	40.741	45.079	IN PIT	4:25.915	P 40.19	2:22.546	16:04:43.812
15 -	OUTLAP	44.852	42.355	2:10.759	81.73	7.390	16:06:54.571
16 -	39.340	44.340	42.125	2:05.805	84.95	2.436	16:09:00.376
17 -	39.117	43.816	41.694	2:04.627	(3) 85.76	1.258	16:11:05.003
18 -	38.738	46.110	41.907	2:06.755	84.32	3.386	16:13:11.758
19 -	40.319	44.353	41.899	2:06.571	84.44	3.202	16:15:18.329
20 -	39.875	45.996	42.230	2:08.101	83.43	4.732	16:17:26.430
21 -	39.184	43.513	41.103	2:03.800	(2) 86.33	0.431	16:19:30.230
22 -	38.591	43.384	41.394	2:03.369	(1) 86.63		16:21:33.599
23 -	39.187	43.744	42.026	2:04.957	85.53	1.588	16:23:38.556

P12 9 GTH Forsetti Motorsport				Aston Martin Vantage GT4			
IDEAL LAP TIME : 1:56.207		BEST LAP TIME : 1:56.328		DIFFERENCE : 0.121			
D1: Matthew HIGGINS		D2: Mikey PORTER (PS)					
LAP	SECTOR 1	SECTOR 2	SECTOR 3	LAP TIME	MPH	DIFF	TIME OF DAY
1 -		53.324	IN PIT	3:45.465	P 47.40	1:49.137	15:35:07.092
2 -	OUTLAP	45.583	41.756	2:12.246	80.81	15.918	15:37:19.338
3 -	39.875	44.031	IN PIT	5:28.474	P 32.53	3:32.146	15:42:47.812
4 -	OUTLAP	43.361	39.656	2:05.143	85.40	8.815	15:44:52.955
5 -	37.453	42.094	39.188	1:58.735	90.01	2.407	15:46:51.690
6 -	37.736	41.688	39.047	1:58.471	90.21	2.143	15:48:50.161
7 -	37.066	41.674	39.035	1:57.775	90.75	1.447	15:50:47.936
8 -	36.769	41.703	39.163	1:57.635	90.85	1.307	15:52:45.571
9 -	36.862	41.596	38.580	1:57.038	91.32	0.710	15:54:42.609
10 -	36.848	41.571	38.405	1:56.824	91.48	0.496	15:56:39.433
11 -	36.980	41.786	38.744	1:57.510	90.95	1.182	15:58:36.943
12 -	37.053	41.664	38.821	1:57.538	90.93	1.210	16:00:34.481
13 -	36.849	41.935	38.697	1:57.481	90.97	1.153	16:02:31.962
14 -	37.480	41.924	IN PIT	3:56.289	P 45.23	1:59.961	16:06:28.251
15 -	OUTLAP	41.841	38.715	2:01.777	87.76	5.449	16:08:30.028
16 -	36.700	41.569	38.298	1:56.567	(2) 91.69	0.239	16:10:26.595
17 -	36.655	41.355	38.318	1:56.328	(1) 91.87		16:12:22.923
18 -	36.654	41.964	38.572	1:57.190	91.20	0.862	16:14:20.113
19 -	36.669	41.496	38.433	1:56.598	(3) 91.66	0.270	16:16:16.711
20 -	36.662	41.472	38.583	1:56.717	91.57	0.389	16:18:13.428
21 -	36.673	41.603	38.574	1:56.850	91.46	0.522	16:20:10.278
22 -	36.554	41.652	38.633	1:56.839	91.47	0.511	16:22:07.117
23 -	37.074	41.810	39.870	1:58.754	90.00	2.426	16:24:05.871

GT Cup Championship

RACE 3 - SECTOR ANALYSIS



SECTOR 1 = FL to I1, SECTOR 2 = I1 to I2, SECTOR 3 = I2 to FL, DIFF = Difference To Personal Best Lap, P = Crossed Finish Line in Pit Lane, D = Time Disallowed

P13 86 GTH SVG Motorsport			Ginetta G56 GT4				
IDEAL LAP TIME : 2:00.623		BEST LAP TIME : 2:00.623		DIFFERENCE : 0.000			
D1: James TOWNSEND		D2: Leona THEOBALD					
LAP	SECTOR 1	SECTOR 2	SECTOR 3	LAP TIME	MPH	DIFF	TIME OF DAY
1 -	OUTLAP	48.507	IN PIT	3:21.696 P	52.99	1:21.073	15:34:43.323
2 -	OUTLAP	48.088	44.369	2:17.623	77.66	17.000	15:37:00.946
3 -	41.496	48.173	46.213	2:15.882	78.65	15.259	15:39:16.828
4 -	41.284	46.942	43.830	2:12.056	80.93	11.433	15:41:28.884
5 -	41.636	46.468	42.157	2:10.261	82.05	9.638	15:43:39.145
6 -	40.152	45.722	41.907	2:07.781	83.64	7.158	15:45:46.926
7 -	40.096	45.458	40.973	2:06.527	84.47	5.904	15:47:53.453
8 -	39.216	46.702	40.987	2:06.905	84.22	6.282	15:50:00.358
9 -	38.482	43.045	40.578	2:02.105 (2)	87.53	1.482	15:52:02.463
10 -	38.290	42.979	41.542	2:02.811	87.02	2.188	15:54:05.274
11 -	37.986	42.675	39.962	2:00.623 (1)	88.60		15:56:05.897
12 -	38.933	43.020	40.191	2:02.144 (3)	87.50	1.521	15:58:08.041
13 -	38.423	43.066	40.749	2:02.238	87.43	1.615	16:00:10.279
14 -	38.137	43.224	IN PIT	3:22.859 P	52.68	1:22.236	16:03:33.138

RACE 3 - BEST SECTORS

Printed - 16:29 Saturday, 01 June 2024

GT Cup Championship

RACE 3 - PIT STOP ANALYSIS

P1 6 Team Abba Racing				
STOP	IN TIME	STOP TIME	TOTAL TIME	OUT TIME
1 -	15:57:13.138	1:36.371	1:36.371	15:58:49.509

P2 33 G-Cat Racing				
STOP	IN TIME	STOP TIME	TOTAL TIME	OUT TIME
1 -	15:56:09.093	1:39.692	1:39.692	15:57:48.785

P3 5 CTR Developments				
STOP	IN TIME	STOP TIME	TOTAL TIME	OUT TIME
1 -	15:58:02.717	1:23.242	1:23.242	15:59:25.959

P4 2 Topcats Racing				
STOP	IN TIME	STOP TIME	TOTAL TIME	OUT TIME
1 -	15:56:16.756	2:02.848	2:02.848	15:58:19.604

P5 3 Topcats Racing				
STOP	IN TIME	STOP TIME	TOTAL TIME	OUT TIME
1 -	15:58:17.614	1:54.969	1:54.969	16:00:12.583

P6 72 Woodrow Motorsport				
STOP	IN TIME	STOP TIME	TOTAL TIME	OUT TIME
1 -	15:57:09.198	1:19.820	1:19.820	15:58:29.018

P7 10 Forsetti Motorsport				
STOP	IN TIME	STOP TIME	TOTAL TIME	OUT TIME
1 -	16:02:38.172	1:54.020	1:54.020	16:04:32.192

P8 75 Team Parker Racing				
STOP	IN TIME	STOP TIME	TOTAL TIME	OUT TIME
1 -	15:57:21.164	1:24.662	1:24.662	15:58:45.826

P9 11 Paddock Motorsport				
STOP	IN TIME	STOP TIME	TOTAL TIME	OUT TIME
1 -	16:01:33.496	1:39.403	1:39.403	16:03:12.899

P10 50 MKH Racing				
STOP	IN TIME	STOP TIME	TOTAL TIME	OUT TIME
1 -	16:02:28.125	2:05.306	2:05.306	16:04:33.431

P11 370 Jolt Racing				
STOP	IN TIME	STOP TIME	TOTAL TIME	OUT TIME
1 -	16:02:27.011	2:16.801	2:16.801	16:04:43.812

P12 9 Forsetti Motorsport				
STOP	IN TIME	STOP TIME	TOTAL TIME	OUT TIME
1 -	15:33:55.414	1:11.678	1:11.678	15:35:07.092
2 -	15:39:24.705	3:23.107	4:34.785	15:42:47.812
3 -	16:04:29.342	1:58.909	6:33.694	16:06:28.251

P13 86 SVG Motorsport				
STOP	IN TIME	STOP TIME	TOTAL TIME	OUT TIME
1 -	15:33:42.753	1:00.570	1:00.570	15:34:43.323
2 -	16:02:11.534	1:21.604	2:22.174	16:03:33.138

GT Cup Championship

RACE 3 - STATISTICS

Competitors Started	13
Planned Start	2024-06-01 @ 16:00:00.000
Actual Start	2024-06-01 @ 15:31:21.626
Finish Time	2024-06-01 @ 16:22:47.876
Track Length	2.9689mi.
Total Laps	322
Total Distance Covered	955.9895mi.

Session Fastest Lap History

NO	CL	NAME	LAP TIME	TIME OF DAY	LAP	VEHICLE
6	GTO	Team Abba Racing	1:53.839	15:33:15.478	1	Mercedes AMG GT3
6	GTO	Team Abba Racing	1:51.716	15:35:07.193	2	Mercedes AMG GT3
6	GTO	Team Abba Racing	1:51.099	15:36:58.291	3	Mercedes AMG GT3
6	GTO	Team Abba Racing	1:50.270	15:42:31.517	6	Mercedes AMG GT3
6	GTO	Team Abba Racing	1:49.864	15:44:21.381	7	Mercedes AMG GT3
6	GTO	Team Abba Racing	1:49.602	15:46:10.983	8	Mercedes AMG GT3
6	GTO	Team Abba Racing	1:49.431	15:48:00.414	9	Mercedes AMG GT3
6	GTO	Team Abba Racing	1:49.347	15:49:49.761	10	Mercedes AMG GT3
6	GTO	Team Abba Racing	1:48.589	15:51:38.350	11	Mercedes AMG GT3
33	GT3	G-Cat Racing	1:48.203	16:08:48.310	19	Porsche 911 GTR GT3
33	GT3	G-Cat Racing	1:47.908	16:17:53.785	24	Porsche 911 GTR GT3
33	GT3	G-Cat Racing	1:47.870	16:23:19.139	27	Porsche 911 GTR GT3

Session Leader History

NO	CL	NAME	FROM LAP	LAPS LED	DISTANCE	VEHICLE
6	GTO	Team Abba Racing	1	13	38.59 miles	Mercedes AMG GT3
10	GTH	Forsetti Motorsport	14	2	5.93 miles	Aston Martin Vantage GT4
6	GTO	Team Abba Racing	16	12	35.62 miles	Mercedes AMG GT3

Flag History

TYPE	TIME OF DAY
GREEN	15:31:21.626
FINISH	16:22:47.876

Flag Statistics

TYPE	COUNT	TOTAL LAPS	TOTAL TIME
Green	1	27	56:15.386
Red	0	0	0.000
Safety Car	0	0	0.000
FCY	0	0	0.000

GT Cup Championship

RACE 3 - STATISTICS

CLASS : GTO2 Starters

Fastest Lap History

NO	NAME	LAP TIME	TIME OF DAY	LAP	VEHICLE
6	Team Abba Racing	1:53.839	15:33:15.478	1	Mercedes AMG GT3
6	Team Abba Racing	1:51.716	15:35:07.193	2	Mercedes AMG GT3
6	Team Abba Racing	1:51.099	15:36:58.291	3	Mercedes AMG GT3
6	Team Abba Racing	1:50.270	15:42:31.517	6	Mercedes AMG GT3
6	Team Abba Racing	1:49.864	15:44:21.381	7	Mercedes AMG GT3
6	Team Abba Racing	1:49.602	15:46:10.983	8	Mercedes AMG GT3
6	Team Abba Racing	1:49.431	15:48:00.414	9	Mercedes AMG GT3
6	Team Abba Racing	1:49.347	15:49:49.761	10	Mercedes AMG GT3
6	Team Abba Racing	1:48.589	15:51:38.350	11	Mercedes AMG GT3

Leader History

NO	NAME	FROM LAP	LAPS LED	DISTANCE	VEHICLE
6	Team Abba Racing	1	27	80.16 miles	Mercedes AMG GT3

GT Cup Championship

RACE 3 - STATISTICS

CLASS : GT31 Starters

Fastest Lap History

NO	NAME	LAP TIME	TIME OF DAY	LAP	VEHICLE
33	G-Cat Racing	2:00.471	15:33:22.048	1	Porsche 911 GTR GT3
33	G-Cat Racing	1:56.050	15:35:18.169	2	Porsche 911 GTR GT3
33	G-Cat Racing	1:54.347	15:37:12.516	3	Porsche 911 GTR GT3
33	G-Cat Racing	1:54.260	15:39:06.776	4	Porsche 911 GTR GT3
33	G-Cat Racing	1:53.879	15:41:00.656	5	Porsche 911 GTR GT3
33	G-Cat Racing	1:52.552	15:48:36.097	9	Porsche 911 GTR GT3
33	G-Cat Racing	1:50.068	16:01:32.585	15	Porsche 911 GTR GT3
33	G-Cat Racing	1:48.952	16:03:21.537	16	Porsche 911 GTR GT3
33	G-Cat Racing	1:48.895	16:05:10.432	17	Porsche 911 GTR GT3
33	G-Cat Racing	1:48.203	16:08:48.310	19	Porsche 911 GTR GT3
33	G-Cat Racing	1:47.908	16:17:53.785	24	Porsche 911 GTR GT3
33	G-Cat Racing	1:47.870	16:23:19.139	27	Porsche 911 GTR GT3

Leader History

NO	NAME	FROM LAP	LAPS LED	DISTANCE	VEHICLE
33	G-Cat Racing	1	13	38.59 miles	Porsche 911 GTR GT3
33	G-Cat Racing	14	14	41.56 miles	Porsche 911 GTR GT3

GT Cup Championship

RACE 3 - STATISTICS

CLASS : GTC

4 Starters

Fastest Lap History

NO	NAME	LAP TIME	TIME OF DAY	LAP	VEHICLE
2	Topcats Racing	2:00.291	15:33:21.930	1	Lamborghini Super Trofeo
2	Topcats Racing	1:57.086	15:35:19.018	2	Lamborghini Super Trofeo
3	Topcats Racing	1:56.331	15:35:19.245	2	Lamborghini Super Trofeo
2	Topcats Racing	1:56.011	15:37:15.028	3	Lamborghini Super Trofeo
2	Topcats Racing	1:55.509	15:39:10.537	4	Lamborghini Super Trofeo
2	Topcats Racing	1:54.877	15:41:05.414	5	Lamborghini Super Trofeo
3	Topcats Racing	1:54.731	15:41:05.677	5	Lamborghini Super Trofeo
2	Topcats Racing	1:54.545	15:44:54.892	7	Lamborghini Super Trofeo
2	Topcats Racing	1:54.010	15:48:44.202	9	Lamborghini Super Trofeo
2	Topcats Racing	1:53.366	15:50:37.568	10	Lamborghini Super Trofeo
2	Topcats Racing	1:52.602	16:02:08.915	15	Lamborghini Super Trofeo
2	Topcats Racing	1:51.857	16:04:00.772	16	Lamborghini Super Trofeo
2	Topcats Racing	1:51.775	16:05:52.547	17	Lamborghini Super Trofeo

Leader History

NO	NAME	FROM LAP	LAPS LED	DISTANCE	VEHICLE
2	Topcats Racing	1	12	35.62 miles	Lamborghini Super Trofeo
3	Topcats Racing	13	2	5.93 miles	Lamborghini Super Trofeo
2	Topcats Racing	15	13	38.59 miles	Lamborghini Super Trofeo

GT Cup Championship

RACE 3 - STATISTICS

CLASS : GTH 5 Starters

Fastest Lap History

NO	NAME	LAP TIME	TIME OF DAY	LAP	VEHICLE
10	Forsetti Motorsport	2:02.738	15:33:24.385	1	Aston Martin Vantage GT4
10	Forsetti Motorsport	1:57.132	15:35:21.516	2	Aston Martin Vantage GT4
10	Forsetti Motorsport	1:56.985	15:39:15.859	4	Aston Martin Vantage GT4
10	Forsetti Motorsport	1:56.821	15:41:12.681	5	Aston Martin Vantage GT4
10	Forsetti Motorsport	1:56.689	15:49:00.377	9	Aston Martin Vantage GT4
10	Forsetti Motorsport	1:56.675	15:50:57.052	10	Aston Martin Vantage GT4
9	Forsetti Motorsport	1:56.567	16:10:26.601	16	Aston Martin Vantage GT4
9	Forsetti Motorsport	1:56.328	16:12:22.929	17	Aston Martin Vantage GT4

Leader History

NO	NAME	FROM LAP	LAPS LED	DISTANCE	VEHICLE
10	Forsetti Motorsport	1	26	77.19 miles	Aston Martin Vantage GT4

GT Cup Championship

RACE 3 - STATISTICS

CLASS : GTA

1 Starters

Fastest Lap History

NO	NAME	LAP TIME	TIME OF DAY	LAP	VEHICLE
370	Jolt Racing	2:18.477	15:33:40.114	1	McLaren 570S GT4
370	Jolt Racing	2:14.768	15:35:54.882	2	McLaren 570S GT4
370	Jolt Racing	2:13.496	15:40:23.815	4	McLaren 570S GT4
370	Jolt Racing	2:13.448	15:42:37.264	5	McLaren 570S GT4
370	Jolt Racing	2:12.332	15:49:19.901	8	McLaren 570S GT4
370	Jolt Racing	2:12.230	15:51:32.130	9	McLaren 570S GT4
370	Jolt Racing	2:09.464	15:55:55.078	11	McLaren 570S GT4
370	Jolt Racing	2:05.805	16:09:00.386	16	McLaren 570S GT4
370	Jolt Racing	2:04.627	16:11:05.012	17	McLaren 570S GT4
370	Jolt Racing	2:03.800	16:19:30.240	21	McLaren 570S GT4
370	Jolt Racing	2:03.369	16:21:33.607	22	McLaren 570S GT4

Leader History

NO	NAME	FROM LAP	LAPS LED	DISTANCE	VEHICLE
370	Jolt Racing	1	23	68.28 miles	McLaren 570S GT4

GT Cup Championship

SUNDAY PRACTICE - CLASSIFICATION

POS	NO	CL	PIC	TEAM / DRIVERS	CAR	TIME	ON	LAPS	GAP	DIFF	MPH
1	6	GTO	1	Team Abba Racing Richard NEARY / Ian LOGGIE	Mercedes AMG GT3	1:49.471	7	7			97.63
2	2	GTC	1	Topcats Racing Charlotte GILBERT / Tom RAWLINGS (PS)	Lamborghini Super Trofeo	1:51.533	5	7	2.062	2.062	95.82
3	1	GTO	2	Kendall Developments Paul BAILEY / David BRABHAM (P)	Lamborghini Huracan GT3 Evo	1:52.137	2	7	2.666	0.604	95.31
4	3	GTC	2	Topcats Racing Warren GILBERT / Fraser FENWICK	Lamborghini Super Trofeo	1:53.455	8	8	3.984	1.318	94.20
5	33	GT3	1	G-Cat Racing Shamus JENNINGS / Greg CATON	Porsche 911 GTR GT3	1:54.081	7	7	4.610	0.626	93.68
6	5	GTO	3	CTR Developments Richard CHAMBERLAIN	Porsche 935	1:55.424	4	5	5.953	1.343	92.59
7	75	GTC	3	Team Parker Racing Keith BUSH	Porsche 911 GT3 Cup	1:56.578	4	8	7.107	1.154	91.68
8	11	GTH	1	Paddock Motorsport Michael ORANT / Adam HATFIELD (PS)	McLaren Artura GT4	1:57.431	2	7	7.960	0.853	91.01
9	72	GTC	4	Woodrow Motorsport Chris MURPHY	BMW M3 GTR	1:57.647	6	7	8.176	0.216	90.84
10	9*	GTH	2	Forsetti Motorsport Matthew HIGGINS / Mikey PORTER (PS)	Aston Martin Vantage GT4	1:57.735	5	7	8.264	0.088	90.78
11	10*	GTH	3	Forsetti Motorsport Marc WARREN / Rianna O'MEARA-HUNT (PS)	Aston Martin Vantage GT4	1:58.034	7	7	8.563	0.299	90.55
12	86	GTH	4	SVG Motorsport James TOWNSEND / Leona THEOBALD	Ginetta G56 GT4	1:58.633	2	7	9.162	0.599	90.09
13	50	GTH	5	MKH Racing Peter MONTAGUE / Stuart HALL (P)	Aston Martin Vantage GT4	2:04.221	7	7	14.750	5.588	86.04
14	370	GTA	1	Jolt Racing Rupert WILLIAMS / John INGRAM (PS)	McLaren 570S GT4	2:13.039	5	6	23.568	8.818	80.33

Comments:

No. 9, 10 - 1 Lap time disallowed; exceeding track limits.

Weather / Track : Sunny / Dry

These results are provisional until the conclusion of any judicial and technical matters.

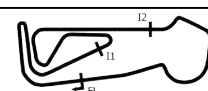
Date: 02/06/2024 Start: 09:40 Finish: 09:55

Snetterton 300: 2.9689 miles

Clerk Of Course: Andy Stevens

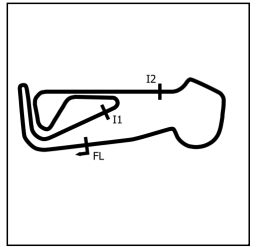
Stewards:

Timekeeper: Nick Palmer



GT Cup Championship

SUNDAY PRACTICE - SECTOR ANALYSIS



SECTOR 1 = FL to I1, SECTOR 2 = I1 to I2, SECTOR 3 = I2 to FL, DIFF = Difference To Personal Best Lap, P = Crossed Finish Line in Pit Lane, D = Time Disallowed

P1 6 GTO Team Abba Racing Mercedes AMG GT3 IDEAL LAP TIME : 1:49.305 BEST LAP TIME : 1:49.471 DIFFERENCE : 0.166 D1: Richard NEARY D2: Ian LOGGIE							
LAP	SECTOR 1	SECTOR 2	SECTOR 3	LAP TIME	MPH	DIFF	TIME OF DAY
1 -	OUTLAP	45.548	38.029	2:04.632	85.75	15.161	09:42:26.406
2 -	34.723	39.286	36.960	1:50.969	96.31	1.498	09:44:17.375
3 -	34.531	39.136	36.549	1:50.216 (2)	96.97	0.745	09:46:07.591
4 -	34.534	39.309	IN PIT	3:33.955 P	49.95	1:44.484	09:49:41.546
5 -	OUTLAP	40.429	37.102	1:59.034	89.79	9.563	09:51:40.580
6 -	34.576	39.418	36.379	1:50.373 (3)	96.83	0.902	09:53:30.953
7 -	34.136	39.302	36.033	1:49.471 (1)	97.63		09:55:20.424

P2 2 GTC Topcats Racing Lamborghini Super Trofeo IDEAL LAP TIME : 1:51.533 BEST LAP TIME : 1:51.533 DIFFERENCE : 0.000 D1: Charlotte GILBERT D2: Tom RAWLINGS (PS)							
LAP	SECTOR 1	SECTOR 2	SECTOR 3	LAP TIME	MPH	DIFF	TIME OF DAY
1 -	OUTLAP	41.877	38.859	2:00.408	88.76	8.875	09:42:51.628
2 -	35.750	40.654	37.388	1:53.792	93.92	2.259	09:44:45.420
3 -	35.121	41.070	37.397	1:53.588 (3)	94.09	2.055	09:46:39.008
4 -	35.053	40.200	36.942	1:52.195 (2)	95.26	0.662	09:48:31.203
5 -	34.854	39.766	36.913	1:51.533 (1)	95.82		09:50:22.736
6 -	35.636	41.175	39.552	1:56.363	91.85	4.830	09:52:19.099
7 -	35.507	40.292	38.051	1:53.850	93.87	2.317	09:54:12.949

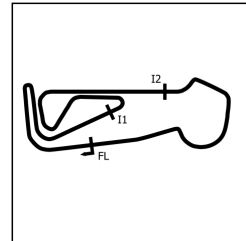
P3 1 GTO Kendall Developments Lamborghini Huracan GT3 Evo IDEAL LAP TIME : 1:51.432 BEST LAP TIME : 1:52.137 DIFFERENCE : 0.705 D1: Paul BAILEY D2: David BRABHAM (P)							
LAP	SECTOR 1	SECTOR 2	SECTOR 3	LAP TIME	MPH	DIFF	TIME OF DAY
1 -	OUTLAP	41.885	38.976	2:03.793	86.33	11.656	09:42:21.680
2 -	35.802	39.788	36.547	1:52.137 (1)	95.31		09:44:13.817
3 -	35.210	39.675	IN PIT	4:28.078 P	39.86	2:35.941	09:48:41.895
4 -	OUTLAP	41.071	38.671	2:00.088	89.00	7.951	09:50:41.983
5 -	36.064	40.449	37.998	1:54.511	93.33	2.374	09:52:36.494
6 -	35.923	40.457	37.838	1:54.218 (2)	93.57	2.081	09:54:30.712
7 -	35.796	40.072	38.568	1:54.436 (3)	93.39	2.299	09:56:25.148

P4 3 GTC Topcats Racing Lamborghini Super Trofeo IDEAL LAP TIME : 1:53.349 BEST LAP TIME : 1:53.455 DIFFERENCE : 0.106 D1: Warren GILBERT D2: Fraser FENWICK							
LAP	SECTOR 1	SECTOR 2	SECTOR 3	LAP TIME	MPH	DIFF	TIME OF DAY
1 -	OUTLAP	45.712	42.579	2:18.239	77.31	24.784	09:43:01.883
2 -	38.451	43.291	39.932	2:01.674	87.84	8.219	09:45:03.557
3 -	36.484	41.147	38.191	1:55.822	92.28	2.367	09:46:59.379
4 -	36.058	40.728	37.981	1:54.767	93.12	1.312	09:48:54.146
5 -	35.740	40.619	37.830	1:54.189	93.59	0.734	09:50:48.335
6 -	35.703	40.525	37.696	1:53.924 (3)	93.81	0.469	09:52:42.259
7 -	35.611	40.249	37.686	1:53.546 (2)	94.12	0.091	09:54:35.805
8 -	35.625	40.341	37.489	1:53.455 (1)	94.20		09:56:29.260

P5 33 GT3 G-Cat Racing Porsche 911 GTR GT3 IDEAL LAP TIME : 1:51.609 BEST LAP TIME : 1:54.081 DIFFERENCE : 2.472 D1: Shamus JENNINGS D2: Greg CATON							
LAP	SECTOR 1	SECTOR 2	SECTOR 3	LAP TIME	MPH	DIFF	TIME OF DAY
1 -	OUTLAP	39.855	37.052	1:58.126	90.48	4.045	09:42:23.145
2 -	34.702	40.080	IN PIT	3:47.745 P	46.93	1:53.664	09:46:10.890
3 -	OUTLAP	40.971	38.086	2:00.271	88.86	6.190	09:48:11.161
4 -	35.958	40.869	38.062	1:54.889 (3)	93.02	0.808	09:50:06.050
5 -	35.759	40.487	38.286	1:54.532 (2)	93.31	0.451	09:52:00.582
6 -	35.734	41.307	38.709	1:55.750	92.33	1.669	09:53:56.332
7 -	35.599	40.366	38.116	1:54.081 (1)	93.68		09:55:50.413

GT Cup Championship

SUNDAY PRACTICE - SECTOR ANALYSIS



SECTOR 1 = FL to I1, SECTOR 2 = I1 to I2, SECTOR 3 = I2 to FL, DIFF = Difference To Personal Best Lap, P = Crossed Finish Line in Pit Lane, D = Time Disallowed

P6		5 GTO	CTR Developments	Porsche 935			
IDEAL LAP TIME : 1:54.913		BEST LAP TIME : 1:55.424		DIFFERENCE : 0.511			
D1: Richard CHAMBERLAIN							
LAP	SECTOR 1	SECTOR 2	SECTOR 3	LAP TIME	MPH	DIFF	TIME OF DAY

1 -	OUTLAP	53.674	51.553	2:36.914	68.11	41.490	09:43:07.027
2 -	42.210	46.886	41.927	2:11.023 (3)	81.57	15.599	09:45:18.050
3 -	36.940	42.449	41.879	2:01.268 (2)	88.13	5.844	09:47:19.318
4 -	36.090	40.899	38.435	1:55.424 (1)	92.59		09:49:14.742
5 -	35.579	51.564	50.173	2:17.316	77.83	21.892	09:51:32.058

P7	75 GTC	Team Parker Racing	Porsche 911 GT3 Cup				
IDEAL LAP TIME : 1:56.360		BEST LAP TIME : 1:56.578		DIFFERENCE : 0.218			
D1: Keith BUSH							
LAP	SECTOR 1	SECTOR 2	SECTOR 3	LAP TIME	MPH	DIFF	TIME OF DAY

1 -	OUTLAP	47.609	42.430	2:15.145	79.08	18.567	09:42:43.133
2 -	38.456	42.566	39.217	2:00.239	88.89	3.661	09:44:43.372
3 -	36.731	43.166	38.939	1:58.836	89.93	2.258	09:46:42.208
4 -	36.754	41.164	38.660	1:56.578 (1)	91.68		09:48:38.786
5 -	36.536	42.463	39.447	1:58.446 (3)	90.23	1.868	09:50:37.232
6 -	37.108	41.851	39.071	1:58.030 (2)	90.55	1.452	09:52:35.262
7 -	36.973	42.491	39.345	1:58.809	89.96	2.231	09:54:34.071
8 -	37.319	42.749	39.598	1:59.666	89.31	3.088	09:56:33.737

P8	11 GTH	Paddock Motorsport	McLaren Artura GT4				
IDEAL LAP TIME : 1:57.431		BEST LAP TIME : 1:57.431		DIFFERENCE : 0.000			
D1: Michael ORANT		D2: Adam HATFIELD (PS)					
LAP	SECTOR 1	SECTOR 2	SECTOR 3	LAP TIME	MPH	DIFF	TIME OF DAY

1 -	OUTLAP	43.309	42.253	2:06.672	84.37	9.241	09:42:41.653
2 -	36.836	41.562	39.033	1:57.431 (1)	91.01		09:44:39.084
3 -	37.484	42.216	IN PIT	3:51.732 P	46.12	1:54.301	09:48:30.816
4 -	OUTLAP	42.834	40.076	2:06.291	84.63	8.860	09:50:37.107
5 -	37.684	42.475	39.575	1:59.734	89.26	2.303	09:52:36.841
6 -	37.266	42.308	39.371	1:58.945 (2)	89.85	1.514	09:54:35.786
7 -	37.247	42.501	39.279	1:59.027 (3)	89.79	1.596	09:56:34.813

P9		72 GTC	Woodrow Motorsport		BMW M3 GTR				
IDEAL LAP TIME : 1:56.936		BEST LAP TIME : 1:57.647		DIFFERENCE : 0.711					
D1: Chris MURPHY									
LAP	SECTOR 1		SECTOR 2		SECTOR 3	LAP TIME	MPH	DIFF	TIME OF DAY

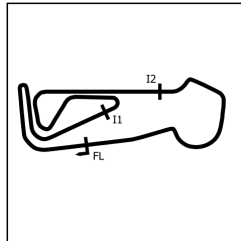
1 -	OUTLAP	47.655	40.666	2:12.434	80.70	14.787	09:43:17.640
2 -	36.970	42.253	39.887	1:59.110	89.73	1.463	09:45:16.750
3 -	37.790	42.513	39.834	2:00.137	88.96	2.490	09:47:16.887
4 -	37.114	42.715	39.798	1:59.627	89.34	1.980	09:49:16.514
5 -	37.138	42.240	39.084	1:58.462 (3)	90.22	0.815	09:51:14.976
6 -	36.849	41.726	39.072	1:57.647 (1)	90.84		09:53:12.623
7 -	36.990	41.568	39.142	1:57.700 (2)	90.80	0.053	09:55:10.323

P10		9 GTH	Forsetti Motorsport	Aston Martin Vantage GT4			
IDEAL LAP TIME : 1:57.136		BEST LAP TIME : 1:57.735		DIFFERENCE : 0.599			
D1: Matthew HIGGINS		D2: Mikey PORTER (PS)					
LAP	SECTOR 1	SECTOR 2	SECTOR 3	LAP TIME	MPH	DIFF	TIME OF DAY

1 -	OUTLAP	42.980	38.919	2:04.368	85.93	6.633	09:42:37.053
2 -	37.007	41.734	38.572	4:57.313 D	91.10		09:44:34.366
3 -	36.878	41.686	IN PIT	3:35.033 P	49.70	1:37.298	09:48:09.399
4 -	OUTLAP	42.287	40.233	2:04.910	85.56	7.175	09:50:14.309
5 -	37.132	41.886	38.717	1:57.735 (1)	90.78		09:52:12.044
6 -	37.052	41.935	38.923	1:57.910 (2)	90.64	0.175	09:54:09.954
7 -	38.216	41.950	38.853	1:59.019 (3)	89.80	1.284	09:56:08.973

GT Cup Championship

SUNDAY PRACTICE - SECTOR ANALYSIS



SECTOR 1 = FL to I1, SECTOR 2 = I1 to I2, SECTOR 3 = I2 to FL, DIFF = Difference To Personal Best Lap, P = Crossed Finish Line in Pit Lane, D = Time Disallowed

P11 10 GTH Forsetti Motorsport		Aston Martin Vantage GT4					
IDEAL LAP TIME : 1:57.834		BEST LAP TIME : 1:58.034		DIFFERENCE : 0.200			
D1: Marc WARREN		D2: Rianna O'MEARA-HUNT (P)					
LAP	SECTOR 1	SECTOR 2	SECTOR 3	LAP TIME	MPH	DIFF	TIME OF DAY
1 -	OUTLAP	43.470	40.721	2:06.435	84.53	8.401	09:42:40.059
2 -	37.337	41.995	39.164	1:58.496 (2)	90.19	0.462	09:44:38.555
3 -	37.234	41.775	39.056	1:58.065 D	90.52	0.031	09:46:36.620
4 -	37.318	42.343	39.012	1:58.673 (3)	90.06	0.639	09:48:35.293
5 -	37.193	41.629	IN PIT	3:24.401 P	52.28	1:26.367	09:51:59.694
6 -	OUTLAP	41.982	39.881	2:09.159	82.75	11.125	09:54:08.853
7 -	37.361	41.633	39.040	1:58.034 (1)	90.55		09:56:06.887

P12 86 GTH SVG Motorsport		Ginetta G56 GT4					
IDEAL LAP TIME : 1:58.633		BEST LAP TIME : 1:58.633		DIFFERENCE : 0.000			
D1: James TOWNSEND		D2: Leona THEOBALD					
LAP	SECTOR 1	SECTOR 2	SECTOR 3	LAP TIME	MPH	DIFF	TIME OF DAY
1 -	OUTLAP	44.821	40.910	2:12.519	80.65	13.886	09:42:31.820
2 -	37.270	42.408	38.955	1:58.633 (1)	90.09		09:44:30.453
3 -	37.323	42.789	IN PIT	3:32.302 P	50.34	1:33.669	09:48:02.755
4 -	OUTLAP	43.960	42.102	2:12.766	80.50	14.133	09:50:15.521
5 -	38.020	42.857	40.555	2:01.432 (3)	88.01	2.799	09:52:16.953
6 -	37.709	42.721	39.853	2:00.283 (2)	88.85	1.650	09:54:17.236
7 -	37.320	43.134	43.433	2:03.887	86.27	5.254	09:56:21.123

P13 50 GTH MKH Racing		Aston Martin Vantage GT4					
IDEAL LAP TIME : 2:04.221		BEST LAP TIME : 2:04.221		DIFFERENCE : 0.000			
D1: Peter MONTAGUE		D2: Stuart HALL (P)					
LAP	SECTOR 1	SECTOR 2	SECTOR 3	LAP TIME	MPH	DIFF	TIME OF DAY
1 -	OUTLAP	48.117	46.358	2:20.745	75.93	16.524	09:43:01.435
2 -	40.900	45.818	44.317	2:11.035	81.56	6.814	09:45:12.470
3 -	40.458	44.244	42.480	2:07.182	84.03	2.961	09:47:19.652
4 -	43.702	49.053	43.481	2:16.236	78.45	12.015	09:49:35.888
5 -	39.139	43.551	41.714	2:04.404 (2)	85.91	0.183	09:51:40.292
6 -	39.488	44.094	41.993	2:05.575 (3)	85.11	1.354	09:53:45.867
7 -	39.026	43.492	41.703	2:04.221 (1)	86.04		09:55:50.088

P14 370 GTA Jolt Racing		McLaren 570S GT4					
IDEAL LAP TIME : 2:11.594		BEST LAP TIME : 2:13.039		DIFFERENCE : 1.445			
D1: Rupert WILLIAMS		D2: John INGRAM (PS)					
LAP	SECTOR 1	SECTOR 2	SECTOR 3	LAP TIME	MPH	DIFF	TIME OF DAY
1 -	OUTLAP	50.738	47.829	2:32.050	70.29	19.011	09:42:55.636
2 -	43.111	47.775	45.309	2:16.195	78.47	3.156	09:45:11.831
3 -	42.548	48.139	45.222	2:15.909	78.64	2.870	09:47:27.740
4 -	42.172	46.010	44.947	2:13.129 (2)	80.28	0.090	09:49:40.869
5 -	42.341	46.557	44.141	2:13.039 (1)	80.33		09:51:53.908
6 -	41.443	47.323	45.499	2:14.265 (3)	79.60	1.226	09:54:08.173

SUNDAY PRACTICE - BEST SECTORS

PERFECT LAP	1:49.305
-------------	----------

GT Cup Championship

SUNDAY PRACTICE - PIT STOP ANALYSIS

P1 6 Team Abba Racing				
STOP	IN TIME	STOP TIME	TOTAL TIME	OUT TIME
1 -	09:48:01.224	1:40.322	1:40.322	09:49:41.546

P2 2 Topcats Racing				
STOP	IN TIME	STOP TIME	TOTAL TIME	OUT TIME
1 -	09:56:26.090			

P3 1 Kendall Developments				
STOP	IN TIME	STOP TIME	TOTAL TIME	OUT TIME
1 -	09:46:06.864	2:35.031	2:35.031	09:48:41.895

P5 33 G-Cat Racing				
STOP	IN TIME	STOP TIME	TOTAL TIME	OUT TIME
1 -	09:44:14.229	1:56.661	1:56.661	09:46:10.890

P6 5 CTR Developments				
STOP	IN TIME	STOP TIME	TOTAL TIME	OUT TIME
1 -	09:54:11.968			

P8 11 Paddock Motorsport				
STOP	IN TIME	STOP TIME	TOTAL TIME	OUT TIME
1 -	09:46:36.710	1:54.106	1:54.106	09:48:30.816

P9 72 Woodrow Motorsport				
STOP	IN TIME	STOP TIME	TOTAL TIME	OUT TIME
1 -	09:57:06.522			

P10 9 Forsetti Motorsport				
STOP	IN TIME	STOP TIME	TOTAL TIME	OUT TIME
1 -	09:46:30.515	1:38.884	1:38.884	09:48:09.399

P11 10 Forsetti Motorsport				
STOP	IN TIME	STOP TIME	TOTAL TIME	OUT TIME
1 -	09:50:31.907	1:27.787	1:27.787	09:51:59.694

P12 86 SVG Motorsport				
STOP	IN TIME	STOP TIME	TOTAL TIME	OUT TIME
1 -	09:46:28.974	1:33.781	1:33.781	09:48:02.755

P14 370 Jolt Racing				
STOP	IN TIME	STOP TIME	TOTAL TIME	OUT TIME
1 -	09:56:23.856			

GT Cup Championship

SUNDAY PRACTICE - STATISTICS

Competitors Started	14
Planned Start	2024-06-02 @ 09:40:00.000
Actual Start	2024-06-02 @ 09:40:11.546
Finish Time	2024-06-02 @ 09:55:12.730
Track Length	2.9689mi.
Total Laps	97
Total Distance Covered	287.9844mi.

Session Fastest Lap History

NO	CL	NAME	LAP TIME	TIME OF DAY	LAP	VEHICLE
1	GTO	Kendall Developments	1:52.137	09:44:13.833	2	Lamborghini Huracan GT3 Evo
6	GTO	Team Abba Racing	1:50.969	09:44:17.387	2	Mercedes AMG GT3
6	GTO	Team Abba Racing	1:50.216	09:46:07.602	3	Mercedes AMG GT3
6	GTO	Team Abba Racing	1:49.471	09:55:20.435	7	Mercedes AMG GT3

Flag History

TYPE	TIME OF DAY
GREEN	09:40:11.546
FINISH	09:55:12.730

Flag Statistics

TYPE	COUNT	TOTAL LAPS	TOTAL TIME
Green	1	8	25:02.625
Red	0	0	0.000
Safety Car	0	0	0.000
FCY	0	0	0.000

GT Cup Championship

SUNDAY PRACTICE - STATISTICS

CLASS : GTO 3 Starters

Fastest Lap History

NO	NAME	LAP TIME	TIME OF DAY	LAP	VEHICLE
1	Kendall Developments	1:52.137	09:44:13.833	2	Lamborghini Huracan GT3 Evo
6	Team Abba Racing	1:50.969	09:44:17.387	2	Mercedes AMG GT3
6	Team Abba Racing	1:50.216	09:46:07.602	3	Mercedes AMG GT3
6	Team Abba Racing	1:49.471	09:55:20.435	7	Mercedes AMG GT3

GT Cup Championship

SUNDAY PRACTICE - STATISTICS

CLASS : GT31 Starters

Fastest Lap History

NO	NAME	LAP TIME	TIME OF DAY	LAP	VEHICLE
33	G-Cat Racing	1:54.889	09:50:06.071	4	Porsche 911 GTR GT3
33	G-Cat Racing	1:54.532	09:52:00.603	5	Porsche 911 GTR GT3
33	G-Cat Racing	1:54.081	09:55:50.434	7	Porsche 911 GTR GT3

GT Cup Championship

SUNDAY PRACTICE - STATISTICS

CLASS : GTC

4 Starters

Fastest Lap History

NO	NAME	LAP TIME	TIME OF DAY	LAP	VEHICLE
75	Team Parker Racing	2:00.239	09:44:43.391	2	Porsche 911 GT3 Cup
2	Topcats Racing	1:53.792	09:44:45.433	2	Lamborghini Super Trofeo
2	Topcats Racing	1:53.588	09:46:39.021	3	Lamborghini Super Trofeo
2	Topcats Racing	1:52.195	09:48:31.216	4	Lamborghini Super Trofeo
2	Topcats Racing	1:51.533	09:50:22.749	5	Lamborghini Super Trofeo

GT Cup Championship

SUNDAY PRACTICE - STATISTICS

CLASS : GTH

5 Starters

Fastest Lap History

NO	NAME	LAP TIME	TIME OF DAY	LAP	VEHICLE
86	SVG Motorsport	1:58.633	09:44:30.464	2	Ginetta G56 GT4
10	Forsetti Motorsport	1:58.496	09:44:38.574	2	Aston Martin Vantage GT4
11	Paddock Motorsport	1:57.431	09:44:39.096	2	McLaren Artura GT4

GT Cup Championship

SUNDAY PRACTICE - STATISTICS

CLASS : GTA

1 Starters

Fastest Lap History

NO	NAME	LAP TIME	TIME OF DAY	LAP	VEHICLE
370	Jolt Racing	2:16.195	09:45:11.842	2	McLaren 570S GT4
370	Jolt Racing	2:15.909	09:47:27.750	3	McLaren 570S GT4
370	Jolt Racing	2:13.129	09:49:40.878	4	McLaren 570S GT4
370	Jolt Racing	2:13.039	09:51:53.918	5	McLaren 570S GT4

GT Cup Championship

SUNDAY QUALIFYING (GROUP 2) - CLASSIFICATION

POS	NO	CL	PIC	TEAM / DRIVERS	CAR	TIME	ON	LAPS	GAP	DIFF	MPH
1	10	GTH	1	Forsetti Motorsport Marc WARREN / Rianna O'MEARA-HUNT (PS)	Aston Martin Vantage GT4	1:54.951	2	3			92.97
2	9*	GTH	2	Forsetti Motorsport Matthew HIGGINS / Mikey PORTER (PS)	Aston Martin Vantage GT4	1:55.506	5	7	0.555	0.555	92.53
3	86	GTH	3	SVG Motorsport James TOWNSEND / Leona THEOBALD	Ginetta G56 GT4	1:57.004	7	8	2.053	1.498	91.34
4	11	GTH	4	Paddock Motorsport Michael ORANT / Adam HATFIELD (PS)	McLaren Artura GT4	1:57.286	6	7	2.335	0.282	91.12
5	370*	GTA	1	Jolt Racing Rupert WILLIAMS / John INGRAM (PS)	McLaren 570S GT4	1:59.942	8	8	4.991	2.656	89.11
6	50	GTH	5	MKH Racing Peter MONTAGUE / Stuart HALL (P)	Aston Martin Vantage GT4	2:00.757	3	7	5.806	0.815	88.50

Comments:

No. 370 - 1 Lap time disallowed; exceeding track limits.

No. 9 - 2 Lap times disallowed; exceeding track limits.

Weather / Track : Sunny / Dry

These results are provisional until the conclusion of any judicial and technical matters.

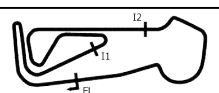
Date: 02/06/2024 Start: 10:05 Finish: 10:20

Snetterton 300: 2.9689 miles

Clerk Of Course: Andy Stevens

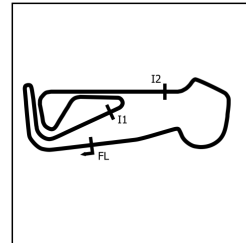
Stewards:

Timekeeper: Nick Palmer



GT Cup Championship

SUNDAY QUALIFYING (GROUP 2) - SECTOR ANALYSIS



SECTOR 1 = FL to I1, SECTOR 2 = I1 to I2, SECTOR 3 = I2 to FL, DIFF = Difference To Personal Best Lap, P = Crossed Finish Line in Pit Lane, D = Time Disallowed

P1 10 GTH Forsetti Motorsport		Aston Martin Vantage GT4					
IDEAL LAP TIME : 1:54.892		BEST LAP TIME : 1:54.951		DIFFERENCE : 0.059			
D1: Marc WARREN		D2: Rianna O'MEARA-HUNT (P)					
LAP	SECTOR 1	SECTOR 2	SECTOR 3	LAP TIME	MPH	DIFF	TIME OF DAY
1 -	OUTLAP	42.340	38.396	2:02.587	87.18	7.636	10:08:51.604
2 -	35.960	40.912	38.079	1:54.951 (1)	92.97		10:10:46.555
3 -	36.182	40.939	38.020	1:55.141 (2)	92.82	0.190	10:12:41.696

P2 9 GTH Forsetti Motorsport		Aston Martin Vantage GT4					
IDEAL LAP TIME : 1:55.260		BEST LAP TIME : 1:55.506		DIFFERENCE : 0.246			
D1: Matthew HIGGINS		D2: Mikey PORTER (PS)					
LAP	SECTOR 1	SECTOR 2	SECTOR 3	LAP TIME	MPH	DIFF	TIME OF DAY
1 -	OUTLAP	43.842	39.579	2:05.593	85.10	10.087	10:08:56.610
2 -	36.403	41.378	38.369	1:56.150 D	92.01	0.644	10:10:52.760
3 -	36.185	41.145	38.278	1:55.608 (3)	92.45	0.102	10:12:48.368
4 -	36.431	41.334	41.165	1:58.930 D	89.86	3.424	10:14:47.298
5 -	36.431	41.097	37.978	1:55.506 (1)	92.53		10:16:42.804
6 -	36.317	41.497	39.841	1:57.655	90.84	2.149	10:18:40.459
7 -	36.303	41.113	38.122	1:55.538 (2)	92.50	0.032	10:20:35.997

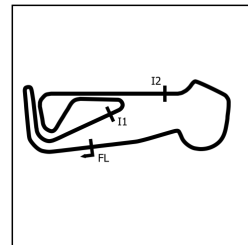
P3 86 GTH SVG Motorsport		Ginetta G56 GT4					
IDEAL LAP TIME : 1:56.726		BEST LAP TIME : 1:57.004		DIFFERENCE : 0.278			
D1: James TOWNSEND		D2: Leona THEOBALD					
LAP	SECTOR 1	SECTOR 2	SECTOR 3	LAP TIME	MPH	DIFF	TIME OF DAY
1 -	OUTLAP	43.295	40.654	2:07.424	83.87	10.420	10:07:32.134
2 -	36.865	41.767	39.411	1:58.043	90.54	1.039	10:09:30.177
3 -	36.743	42.110	39.096	1:57.949	90.61	0.945	10:11:28.126
4 -	36.834	41.638	39.025	1:57.497	90.96	0.493	10:13:25.623
5 -	36.689	41.686	38.829	1:57.204 (3)	91.19	0.200	10:15:22.827
6 -	36.373	41.770	38.942	1:57.085 (2)	91.28	0.081	10:17:19.912
7 -	36.508	41.781	38.715	1:57.004 (1)	91.34		10:19:16.916
8 -	36.738	41.884	39.227	1:57.849	90.69	0.845	10:21:14.765

P4 11 GTH Paddock Motorsport		McLaren Artura GT4					
IDEAL LAP TIME : 1:57.053		BEST LAP TIME : 1:57.286		DIFFERENCE : 0.233			
D1: Michael ORANT		D2: Adam HATFIELD (PS)					
LAP	SECTOR 1	SECTOR 2	SECTOR 3	LAP TIME	MPH	DIFF	TIME OF DAY
1 -	OUTLAP	44.817	41.570	2:12.280	80.79	14.994	10:08:04.748
2 -	36.809	41.622	39.059	1:57.490 (2)	90.97	0.204	10:10:02.238
3 -	36.809	42.001	39.085	1:57.895	90.65	0.609	10:12:00.133
4 -	36.640	42.078	38.896	1:57.614	90.87	0.328	10:13:57.747
5 -	36.832	41.869	38.842	1:57.543 (3)	90.92	0.257	10:15:55.290
6 -	36.640	41.779	38.867	1:57.286 (1)	91.12		10:17:52.576
7 -	36.589	41.997	39.292	1:57.878	90.67	0.592	10:19:50.454

P5 370 GTA Jolt Racing		McLaren 570S GT4					
IDEAL LAP TIME : 1:59.647		BEST LAP TIME : 1:59.942		DIFFERENCE : 0.295			
D1: Rupert WILLIAMS		D2: John INGRAM (PS)					
LAP	SECTOR 1	SECTOR 2	SECTOR 3	LAP TIME	MPH	DIFF	TIME OF DAY
1 -	OUTLAP	46.444	44.154	2:14.041	79.73	14.099	10:07:42.637
2 -	38.678	43.332	40.708	2:02.748 D	87.09	2.776	10:09:45.355
3 -	37.749	43.044	40.493	2:01.286	88.12	1.344	10:11:46.641
4 -	37.305	42.744	40.295	2:00.344 (2)	88.81	0.402	10:13:46.985
5 -	39.560	48.211	44.509	2:12.280	80.79	12.338	10:15:59.265
6 -	38.174	42.623	40.431	2:01.228	88.16	1.286	10:18:00.493
7 -	37.550	42.709	40.291	2:00.550 (3)	88.66	0.608	10:20:01.043
8 -	37.600	42.506	39.836	1:59.942 (1)	89.11		10:22:00.985

GT Cup Championship

SUNDAY QUALIFYING (GROUP 2) - SECTOR ANALYSIS



SECTOR 1 = FL to I1, SECTOR 2 = I1 to I2, SECTOR 3 = I2 to FL, DIFF = Difference To Personal Best Lap, P = Crossed Finish Line in Pit Lane, D = Time Disallowed

P6 50 GTH MKH Racing			Aston Martin Vantage GT4				
IDEAL LAP TIME : 2:00.481		BEST LAP TIME : 2:00.757		DIFFERENCE : 0.276			
D1: Peter MONTAGUE		D2: Stuart HALL (P)					
LAP	SECTOR 1	SECTOR 2	SECTOR 3	LAP TIME	MPH	DIFF	TIME OF DAY
1 -	OUTLAP	43.537	41.993	2:08.041	83.47	7.284	10:07:35.040
2 -	37.815	42.288	40.659	2:00.762 (2)	88.50	0.005	10:09:35.802
3 -	37.631	42.564	40.562	2:00.757 (1)	88.50		10:11:36.559
4 -	37.968	42.887	41.031	2:01.886	87.68	1.129	10:13:38.445
5 -	37.803	42.570	40.908	2:01.281 (3)	88.12	0.524	10:15:39.726
6 -	37.988	42.635	40.800	2:01.423	88.02	0.666	10:17:41.149
7 -	40.944	46.915	44.410	2:12.269	80.80	11.512	10:19:53.418

SUNDAY QUALIFYING (GROUP 2) - BEST SECTORS

PERFECT LAP	1:54.850
-------------	----------

GT Cup Championship

SUNDAY QUALIFYING (GROUP 2) - STATISTICS

Competitors Started	6
Planned Start	2024-06-02 @ 10:05:00.000
Actual Start	2024-06-02 @ 10:05:22.437
Finish Time	2024-06-02 @ 10:20:28.796
Track Length	2.9689mi.
Total Laps	40
Total Distance Covered	118.7564mi.

Session Fastest Lap History

NO	CL	NAME	LAP TIME	TIME OF DAY	LAP	VEHICLE
86	GTH	SVG Motorsport	1:58.043	10:09:30.187	2	Ginetta G56 GT4
11	GTH	Paddock Motorsport	1:57.490	10:10:02.250	2	McLaren Artura GT4
10	GTH	Forsetti Motorsport	1:54.951	10:10:46.575	2	Aston Martin Vantage GT4

Flag History

TYPE	TIME OF DAY
GREEN	10:05:22.437
FINISH	10:20:28.796

Flag Statistics

TYPE	COUNT	TOTAL LAPS	TOTAL TIME
Green	1	8	25:06.956
Red	0	0	0.000
Safety Car	0	0	0.000
FCY	0	0	0.000

GT Cup Championship

SUNDAY QUALIFYING (GROUP 2) - STATISTICS

CLASS : GTH

5 Starters

Fastest Lap History

NO	NAME	LAP TIME	TIME OF DAY	LAP	VEHICLE
86	SVG Motorsport	1:58.043	10:09:30.187	2	Ginetta G56 GT4
11	Paddock Motorsport	1:57.490	10:10:02.250	2	McLaren Artura GT4
10	Forsetti Motorsport	1:54.951	10:10:46.575	2	Aston Martin Vantage GT4

GT Cup Championship

SUNDAY QUALIFYING (GROUP 2) - STATISTICS

CLASS : GTA1 Starters

Fastest Lap History

NO	NAME	LAP TIME	TIME OF DAY	LAP	VEHICLE
370	Jolt Racing	2:01.286	10:11:46.650	3	McLaren 570S GT4
370	Jolt Racing	2:00.344	10:13:46.994	4	McLaren 570S GT4
370	Jolt Racing	1:59.942	10:22:00.995	8	McLaren 570S GT4

GT Cup Championship

SUNDAY QUALIFYING (GROUP 1) - CLASSIFICATION

POS	NO	CL	PIC	TEAM / DRIVERS	CAR	TIME	ON	LAPS	GAP	DIFF	MPH
1	6	GTO	1	Team Abba Racing Richard NEARY / Ian LOGGIE	Mercedes AMG GT3	1:47.337	3	3			99.57
2	5	GTO	2	CTR Developments Richard CHAMBERLAIN	Porsche 935	1:49.960	5	8	2.623	2.623	97.19
3	33	GT3	1	G-Cat Racing Shamus JENNINGS / Greg CATON	Porsche 911 GTR GT3	1:50.369	7	7	3.032	0.409	96.83
4	2	GTC	1	Topcats Racing Charlotte GILBERT / Tom RAWLINGS (PS)	Lamborghini Super Trofeo	1:51.120	6	6	3.783	0.751	96.18
5	1*	GTO	3	Kendall Developments Paul BAILEY / David BRABHAM (P)	Lamborghini Huracan GT3 Evo	1:51.511	2	8	4.174	0.391	95.84
6	3	GTC	2	Topcats Racing Warren GILBERT / Fraser FENWICK	Lamborghini Super Trofeo	1:52.206	4	4	4.869	0.695	95.25
7	72	GTC	3	Woodrow Motorsport Chris MURPHY	BMW M3 GTR	1:55.296	7	7	7.959	3.090	92.70
8	75	GTC	4	Team Parker Racing Keith BUSH	Porsche 911 GT3 Cup	1:55.894	8	8	8.557	0.598	92.22

Comments:

No. 1 - 1 Lap time disallowed; exceeding track limits.

Weather / Track : Sunny / Dry

These results are provisional until the conclusion of any judicial and technical matters.

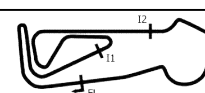
Date: 02/06/2024 Start: 10:30 Finish: 10:45

Snetterton 300: 2.9689 miles

Clerk Of Course: Andy Stevens

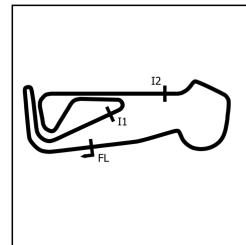
Stewards:

Timekeeper: Nick Palmer



GT Cup Championship

SUNDAY QUALIFYING (GROUP 1) - SECTOR ANALYSIS



SECTOR 1 = FL to I1, SECTOR 2 = I1 to I2, SECTOR 3 = I2 to FL, DIFF = Difference To Personal Best Lap, P = Crossed Finish Line in Pit Lane, D = Time Disallowed

P1 6 GTO Team Abba Racing			Mercedes AMG GT3				
IDEAL LAP TIME : 1:47.337		BEST LAP TIME : 1:47.337		DIFFERENCE : 0.000			
D1: Richard NEARY		D2: Ian LOGGIE					
LAP	SECTOR 1	SECTOR 2	SECTOR 3	LAP TIME	MPH	DIFF	TIME OF DAY
1 -	OUTLAP	41.214	37.764	1:59.620	89.35	12.283	10:32:39.100
2 -	33.904	38.694	35.888	1:48.486 (2)	98.52	1.149	10:34:27.586
3 -	33.499	38.169	35.669	1:47.337 (1)	99.57		10:36:14.923

P2 5 GTO CTR Developments		Porsche 935					
IDEAL LAP TIME : 1:49.868		BEST LAP TIME : 1:49.960		DIFFERENCE : 0.092			
D1: Richard CHAMBERLAIN							
LAP	SECTOR 1	SECTOR 2	SECTOR 3	LAP TIME	MPH	DIFF	TIME OF DAY
1 -	OUTLAP	42.538	39.581	2:03.958	86.22	13.998	10:32:46.366
2 -	34.420	39.463	37.153	1:51.036	96.25	1.076	10:34:37.402
3 -	34.043	39.254	37.021	1:50.318 (3)	96.88	0.358	10:36:27.720
4 -	34.326	39.248	36.848	1:50.422	96.79	0.462	10:38:18.142
5 -	34.135	39.039	36.786	1:49.960 (1)	97.19		10:40:08.102
6 -	41.040	42.922	38.278	2:02.240	87.43	12.280	10:42:10.342
7 -	34.361	39.418	36.798	1:50.577	96.65	0.617	10:44:00.919
8 -	34.355	39.061	36.800	1:50.216 (2)	96.97	0.256	10:45:51.135

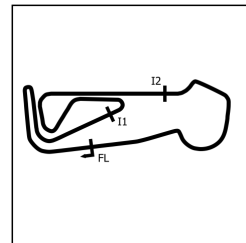
P3 33 GT3 G-Cat Racing			Porsche 911 GTR GT3				
IDEAL LAP TIME : 1:50.226		BEST LAP TIME : 1:50.369		DIFFERENCE : 0.143			
D1: Shamus JENNINGS		D2: Greg CATON					
LAP	SECTOR 1	SECTOR 2	SECTOR 3	LAP TIME	MPH	DIFF	TIME OF DAY
1 -	OUTLAP	40.431	38.283	2:00.637	88.59	10.268	10:32:41.654
2 -	34.788	39.333	37.115	1:51.236	96.08	0.867	10:34:32.890
3 -	34.458	39.374	36.687	1:50.519 (2)	96.70	0.150	10:36:23.409
4 -	34.869	39.791	38.255	1:52.915	94.65	2.546	10:38:16.324
5 -	34.507	39.578	36.935	1:51.020	96.27	0.651	10:40:07.344
6 -	34.574	39.294	36.768	1:50.636 (3)	96.60	0.267	10:41:57.980
7 -	34.248	39.291	36.830	1:50.369 (1)	96.83		10:43:48.349

P4 2 GTC Topcats Racing			Lamborghini Super Trofeo				
IDEAL LAP TIME : 1:51.120		BEST LAP TIME : 1:51.120		DIFFERENCE : 0.000			
D1: Charlotte GILBERT		D2: Tom RAWLINGS (PS)					
LAP	SECTOR 1	SECTOR 2	SECTOR 3	LAP TIME	MPH	DIFF	TIME OF DAY
1 -	OUTLAP	43.897	39.613	2:07.270	83.97	16.150	10:33:12.217
2 -	35.519	40.699	37.629	1:53.847	93.88	2.727	10:35:06.064
3 -	35.124	39.681	37.262	1:52.067 (2)	95.37	0.947	10:36:58.131
4 -	35.180	39.890	37.733	1:52.803	94.74	1.683	10:38:50.934
5 -	35.212	39.860	37.052	1:52.124 (3)	95.32	1.004	10:40:43.058
6 -	34.698	39.407	37.015	1:51.120 (1)	96.18		10:42:34.178

P5 1 GTO		Kendall Developments		Lamborghini Huracan GT3 Evo			
IDEAL LAP TIME : 1:51.159		BEST LAP TIME : 1:51.511		DIFFERENCE : 0.352			
D1: Paul BAILEY		D2: David BRABHAM (P)					
LAP	SECTOR 1	SECTOR 2	SECTOR 3	LAP TIME	MPH	DIFF	TIME OF DAY
1 -	OUTLAP	41.906	41.138	2:05.377	85.24	13.866	10:32:48.952
2 -	35.194	39.285	37.032	1:51.511 (1)	95.84		10:34:40.463
3 -	35.751	40.266	37.765	4:53.782 D	93.93	2.271	10:36:34.245
4 -	35.077	39.689	37.242	1:52.008	95.42	0.497	10:38:26.253
5 -	34.897	39.384	37.273	1:51.554 (2)	95.81	0.043	10:40:17.807
6 -	34.991	40.069	38.214	1:53.274	94.35	1.763	10:42:11.081
7 -	35.098	43.806	40.938	1:59.842	89.18	8.331	10:44:10.923
8 -	34.931	39.230	37.451	1:51.612 (3)	95.76	0.101	10:46:02.535

GT Cup Championship

SUNDAY QUALIFYING (GROUP 1) - SECTOR ANALYSIS



SECTOR 1 = FL to I1, SECTOR 2 = I1 to I2, SECTOR 3 = I2 to FL, DIFF = Difference To Personal Best Lap, P = Crossed Finish Line in Pit Lane, D = Time Disallowed

P6 3 GTC Topcats Racing		Lamborghini Super Trofeo					
IDEAL LAP TIME : 1:51.783		BEST LAP TIME : 1:52.206		DIFFERENCE : 0.423			
D1: Warren GILBERT		D2: Fraser FENWICK					
LAP	SECTOR 1	SECTOR 2	SECTOR 3	LAP TIME	MPH	DIFF	TIME OF DAY

1 -	OUTLAP	40.722	38.263	2:00.779	88.49	8.573	10:33:00.463
2 -	35.173	40.347	38.291	1:53.811 (3)	93.91	1.605	10:34:54.274
3 -	35.588	39.311	37.788	1:52.687 (2)	94.84	0.481	10:36:46.961
4 -	35.284	39.623	37.299	1:52.206 (1)	95.25		10:38:39.167

P7 72 GTC		Woodrow Motorsport		BMW M3 GTR			
IDEAL LAP TIME : 1:55.111		BEST LAP TIME : 1:55.296		DIFFERENCE : 0.185			
D1: Chris MURPHY							
LAP	SECTOR 1	SECTOR 2	SECTOR 3	LAP TIME	MPH	DIFF	TIME OF DAY

1 -	OUTLAP	42.386	39.996	2:05.004	85.50	9.708	10:33:48.493
2 -	36.062	54.210	40.336	2:10.608	81.83	15.312	10:35:59.101
3 -	36.190	40.902	38.583	1:55.675	92.39	0.379	10:37:54.776
4 -	36.106	40.728	38.500	1:55.334 (2)	92.67	0.038	10:39:50.110
5 -	36.265	41.236	39.456	1:56.957	91.38	1.661	10:41:47.067
6 -	35.932	40.798	38.773	1:55.503 (3)	92.53	0.207	10:43:42.570
7 -	36.017	40.679	38.600	1:55.296 (1)	92.70		10:45:37.866

P8 75 GTC		Team Parker Racing		Porsche 911 GT3 Cup			
IDEAL LAP TIME : 1:55.637		BEST LAP TIME : 1:55.894		DIFFERENCE : 0.257			
D1: Keith BUSH							
LAP	SECTOR 1	SECTOR 2	SECTOR 3	LAP TIME	MPH	DIFF	TIME OF DAY

1 -	OUTLAP	45.348	40.970	2:15.106	79.10	19.212	10:32:53.941
2 -	38.461	42.129	39.595	2:00.185	88.93	4.291	10:34:54.126
3 -	38.825	41.789	38.896	1:59.510	89.43	3.616	10:36:53.636
4 -	36.766	41.206	39.280	1:57.252	91.15	1.358	10:38:50.888
5 -	37.721	41.624	39.483	1:58.828	89.94	2.934	10:40:49.716
6 -	36.217	40.960	38.872	1:56.049 (3)	92.09	0.155	10:42:45.765
7 -	36.371	40.939	38.636	1:55.946 (2)	92.18	0.052	10:44:41.711
8 -	36.459	40.784	38.651	1:55.894 (1)	92.22		10:46:37.605

SUNDAY QUALIFYING (GROUP 1) - BEST SECTORS

Printed - 10:50 Sunday, 02 June 2024

GT Cup Championship

SUNDAY QUALIFYING (GROUP 1) - STATISTICS

Competitors Started	8
Planned Start	2024-06-02 @ 10:30:00.000
Actual Start	2024-06-02 @ 10:30:34.539
Finish Time	2024-06-02 @ 10:45:35.298
Track Length	2.9689mi.
Total Laps	51
Total Distance Covered	151.4144mi.

Session Fastest Lap History

NO	CL	NAME	LAP TIME	TIME OF DAY	LAP	VEHICLE
6	GTO	Team Abba Racing	1:48.486	10:34:27.597	2	Mercedes AMG GT3
6	GTO	Team Abba Racing	1:47.337	10:36:14.934	3	Mercedes AMG GT3

Flag History

TYPE	TIME OF DAY
GREEN	10:30:34.539
FINISH	10:45:35.298

Flag Statistics

TYPE	COUNT	TOTAL LAPS	TOTAL TIME
Green	1	8	18:35.613
Red	0	0	0.000
Safety Car	0	0	0.000
FCY	0	0	0.000

GT Cup Championship

SUNDAY QUALIFYING (GROUP 1) - STATISTICS

CLASS : GTO 3 Starters

Fastest Lap History

NO	NAME	LAP TIME	TIME OF DAY	LAP	VEHICLE
6	Team Abba Racing	1:48.486	10:34:27.597	2	Mercedes AMG GT3
6	Team Abba Racing	1:47.337	10:36:14.934	3	Mercedes AMG GT3

GT Cup Championship

SUNDAY QUALIFYING (GROUP 1) - STATISTICS

CLASS : GT31 Starters

Fastest Lap History

NO	NAME	LAP TIME	TIME OF DAY	LAP	VEHICLE
33	G-Cat Racing	1:51.236	10:34:32.910	2	Porsche 911 GTR GT3
33	G-Cat Racing	1:50.519	10:36:23.430	3	Porsche 911 GTR GT3
33	G-Cat Racing	1:50.369	10:43:48.370	7	Porsche 911 GTR GT3

GT Cup Championship

SUNDAY QUALIFYING (GROUP 1) - STATISTICS


CLASS : GTC 4 Starters

Fastest Lap History

NO	NAME	LAP TIME	TIME OF DAY	LAP	VEHICLE
75	Team Parker Racing	2:00.185	10:34:54.145	2	Porsche 911 GT3 Cup
3	Topcats Racing	1:53.811	10:34:54.218	2	Lamborghini Super Trofeo
3	Topcats Racing	1:52.687	10:36:46.973	3	Lamborghini Super Trofeo
2	Topcats Racing	1:52.067	10:36:58.144	3	Lamborghini Super Trofeo
2	Topcats Racing	1:51.120	10:42:34.191	6	Lamborghini Super Trofeo

GT Cup Championship

RACE 6 - GRID (50 minutes)

ROW 7	13	1:59.942 370 WILLIAMS / INGRAM (PS)	14	2:00.757 50 MONTAGUE / HALL (P)
ROW 6	11	1:57.004 86 TOWNSEND / THEOBALD	12	1:57.286 11 ORANT / HATFIELD (PS)
ROW 5	9	1:55.506 9 HIGGINS / PORTER (PS)	10	1:55.894 75 BUSH
ROW 4	7	1:54.951 10 WARREN / O'MEARA-HUNT (PS)	8	1:55.296 72 MURPHY
ROW 3	5	1:51.511 1 BAILEY / BRABHAM (P)	6	1:52.206 3 GILBERT / FENWICK
ROW 2	3	1:50.369 33 JENNINGS / CATON	4	1:51.120 2 GILBERT / RAWLINGS (PS)
ROW 1	1	1:47.337 6 NEARY / LOGGIE	2	1:49.960 5 CHAMBERLAIN
Pole				
				

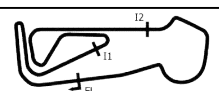
These results are provisional until the conclusion of any judicial and technical matters.

Snetterton 300: 2.9689 miles

Clerk Of Course: Andy Stevens

Stewards:

Timekeeper: Nick Palmer



GT Cup Championship

RACE 6 - CLASSIFICATION

Race Distance: 24 Laps / 71.25 miles

POS	NO	CL	PIC	TEAM / DRIVERS	CAR	LAPS	TIME	GAP	DIFF	MPH	BEST	ON	GRD	↑↓
1	6	GTO	1	Team Abba Racing Richard NEARY / Ian LOGGIE	Mercedes AMG GT3	24	50:16.339			85.04	1:49.358	21	1	0
2	3	GTC	1	Topcats Racing Warren GILBERT / Fraser FENWICK	Lamborghini Super Trofeo	24	51:12.165	55.826	55.826	83.49	1:53.129	9	6	4
3	1	GTO	2	Kendall Developments Paul BAILEY / David BRABHAM (P)	Lamborghini Huracan GT3 Evo	24	51:12.773	56.434	0.608	83.47	1:49.637	22	5	2
4	9	GTH	1	Forsetti Motorsport Matthew HIGGINS / Mikey PORTER (PS)	Aston Martin Vantage GT4	23	50:30.256	1 Lap	1 Lap	81.12	1:57.112	17	9	5
5	10	GTH	2	Forsetti Motorsport Marc WARREN / Rianna O'MEARA-HUNT (PS)	Aston Martin Vantage GT4	23	50:50.773	1 Lap	20.517	80.57	1:56.895	6	7	2
6	86	GTH	3	SVG Motorsport James TOWNSEND / Leona THEOBALD	Ginetta G56 GT4	23	50:56.621	1 Lap	5.848	80.42	1:58.440	7	11	5
7	11	GTH	4	Paddock Motorsport Michael ORANT / Adam HATFIELD (PS)	McLaren Artura GT4	23	51:01.979	1 Lap	5.358	80.28	1:56.994	20	12	5
8	50	GTH	5	MKH Racing Peter MONTAGUE / Stuart HALL (P)	Aston Martin Vantage GT4	23	51:40.860	1 Lap	38.881	79.27	1:57.472	19	14	6
9	2	GTC	2	Topcats Racing Charlotte GILBERT / Tom RAWLINGS (PS)	Lamborghini Super Trofeo	23	51:50.476	1 Lap	9.616	79.03	1:52.555	17	4	-5
10	75	GTC	3	Team Parker Racing Keith BUSH	Porsche 911 GT3 Cup	22	51:29.019	2 Laps	1 Lap	76.12	1:58.610	16	10	0
11	370	GTA	1	Jolt Racing Rupert WILLIAMS / John INGRAM (PS)	McLaren 570S GT4	22	51:52.610	2 Laps	23.591	75.54	2:02.428	17	13	2

NOT CLASSIFIED

NC	5	GTO		CTR Developments Richard CHAMBERLAIN	Porsche 935	12	26:32.455	12 Laps	10 Laps	80.54	1:52.312	9		
NC	72	GTC		Woodrow Motorsport Chris MURPHY	BMW M3 GTR	5	13:31.641	19 Laps	7 Laps	65.84	2:02.833	5		
NC	33	GT3		G-Cat Racing Shamus JENNINGS / Greg CATON	Porsche 911 GTR GT3	0								

FASTEST LAP

6	GTO	Team Abba Racing Richard NEARY / Ian LOGGIE	Mercedes AMG GT3	21	1:49.358	97.73 mph	157.28 kph
2	GTC	Topcats Racing Charlotte GILBERT / Tom RAWLINGS (PS)	Lamborghini Super Trofeo	17	1:52.555	94.95 mph	152.82 kph
10	GTH	Forsetti Motorsport Marc WARREN / Rianna O'MEARA-HUNT (PS)	Aston Martin Vantage GT4	6	1:56.895	91.43 mph	147.14 kph
370	GTA	Jolt Racing Rupert WILLIAMS / John INGRAM (PS)	McLaren 570S GT4	17	2:02.428	87.30 mph	140.49 kph

Weather / Track : Sunny / Dry

These results are provisional until the conclusion of any judicial and technical matters.

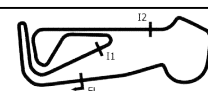
Date: 02/06/2024 Start: 12:50 Finish: 13:40

Snetterton 300: 2.9689 miles

Clerk Of Course: Andy Stevens

Stewards:

Timekeeper: Nick Palmer



GT Cup Championship

RACE 6 - LAP CHART

LAP 1 @ 12:52:17.228			LAP 2 @ 12:55:34.157			LAP 3 @ 12:58:44.094			LAP 4 @ 13:01:38.349			LAP 5 @ 13:03:31.063		
NO	BEHIND	LAP TIME	NO	BEHIND	LAP TIME	NO	BEHIND	LAP TIME	NO	BEHIND	LAP TIME	NO	BEHIND	LAP TIME
5		2:00.000	5		3:16.929	5		3:09.937	5		2:54.255	6		1:52.101
6	3.231	2:03.231	6	1.453	3:15.151	6	1.046	3:09.530	6	0.613	2:53.822	5	4.027	1:56.741
1	3.949	2:03.949	1	2.113	3:15.093	1	1.786	3:09.610	1	1.381	2:53.850	1	4.972	1:56.305
3	5.099	2:05.099	3	3.167	3:14.997	3	2.620	3:09.390	3	1.814	2:53.449	3	5.521	1:56.421
10	6.232	2:06.232	10	4.165	3:14.862	10	3.420	3:09.192	10	3.463	2:54.298	10	8.156	1:57.407
9	7.233	2:07.233	9	4.976	3:14.672	9	4.623	3:09.584	9	3.881	2:53.513	9	9.969	1:58.802
86	7.768	2:07.768	86	5.711	3:14.872	86	5.156	3:09.382	86	4.229	2:53.328	86	11.110	1:59.595
11	8.331	2:08.331	11	6.143	3:14.741	11	5.772	3:09.566	11	4.421	2:52.904	11	12.010	2:00.303
75	10.141	2:10.141	75	7.467	3:14.255	75	7.394	3:09.864	75	5.614	2:52.475	2	1 Lap	1:57.269
50	12.220	2:12.220	50	7.924	3:12.633	50	8.147	3:10.160	50	6.737	2:52.845	72	17.806	2:02.833
370	19.107	2:19.107	370	8.793	3:06.615	370	9.049	3:10.193	370	7.545	2:52.751	50	20.116	2:06.093
72	28.961	2:28.961	72	9.899	2:57.867	72	10.634	3:10.672	72	7.687	2:51.308	370	27.563	2:12.732
			2	1 Lap	6:20.387 P	2	1 Lap	2:18.125	2	1 Lap	2:50.514			
			SC	1 Lap	3:10.423									

GT Cup Championship

RACE 6 - LAP CHART

LAP 6 @ 13:05:21.439			LAP 7 @ 13:07:12.213			LAP 8 @ 13:09:02.053			LAP 9 @ 13:10:52.400			LAP 10 @ 13:12:42.907		
NO	BEHIND	LAP TIME	NO	BEHIND	LAP TIME	NO	BEHIND	LAP TIME	NO	BEHIND	LAP TIME	NO	BEHIND	LAP TIME
6		1:50.376	6		1:50.774	6		1:49.840	6		1:50.347	6		1:50.507
5	8.760	1:55.109	5	11.797	1:53.811	5	15.018	1:53.061	5	16.983	1:52.312	5	19.559	1:53.083
1	9.483	1:54.887	1	12.649	1:53.940	1	16.651	1:53.842	1	19.636	1:53.332	1	22.588	1:53.459
3	10.016	1:54.871	3	13.128	1:53.886	3	17.021	1:53.733	3	19.803	1:53.129	3	23.117	1:53.821
10	14.675	1:56.895	10	20.978	1:57.077	10	28.547	1:57.409	10	36.048	1:57.848	2	1 Lap	1:55.108
2	1 Lap	1:55.302	2	1 Lap	1:54.385	2	1 Lap	2:02.471	2	1 Lap	1:54.615	10	43.883	1:58.342
9	17.553	1:57.960	9	24.874	1:58.095	9	33.806	1:58.772	9	41.842	1:58.383	9	50.226	1:58.891
75	1 Lap	3:57.102 P	86	29.385	1:58.440	86	38.209	1:58.664	86	46.991	1:59.129	86	56.452	1:59.968
86	21.719	2:00.985	11	31.598	2:00.139	11	41.881	2:00.123	11	51.466	1:59.932	11	1:01.889	2:00.930
11	22.233	2:00.599	75	1 Lap	2:20.295	75	1 Lap	2:04.782	75	1 Lap	2:01.714	75	1 Lap	2:00.001
50	34.966	2:05.226	50	50.144	2:05.952	50	1:05.180	2:04.876	50	1:17.552	2:02.719	50	1:32.165	2:05.120
370	48.057	2:10.870	370	1:06.858	2:09.575	370	1:26.599	2:09.581	370	1:46.717	2:10.465			

GT Cup Championship

RACE 6 - LAP CHART

LAP 11 @ 13:14:33.476	LAP 12 @ 13:16:23.428	LAP 13 @ 13:18:13.935	LAP 14 @ 13:20:45.935	LAP 15 @ 13:23:42.883
NOBEHINDLAP TIME	NOBEHINDLAP TIME	NOBEHINDLAP TIME	NOBEHINDLAP TIME	NOBEHINDLAP TIME
61:50.569	61:49.952	61:50.507	31:55.260	61:55.569
3701 Lap2:11.769	526.2551:53.142	502 Laps4:00.048 P	861 Lap2:03.151	3702 Laps2:04.381
523.0651:54.075	132.0231:55.582	136.4391:54.923	91 Lap1:58.003	501 Lap1:58.742
126.3931:54.374	332.2851:55.590	336.7401:54.962	101 Lap1:58.584	335.5203:32.468 P
326.6471:54.099	861 Lap3:20.123 P	861 Lap2:05.267	752 Laps3:23.182 P	11:09.0211:54.633
21 Lap1:55.066	91 Lap3:36.870 P	21 Lap1:54.204	3702 Laps2:11.527	91:23.6351:57.784
751 Lap1:59.116	21 Lap1:55.543	91 Lap2:01.827	111 Lap1:58.810	21 Lap1:56.847
	101 Lap3:57.462 P	101 Lap2:02.827	61:01.3793:33.379 P	861:28.2632:01.136
	111 Lap3:52.649 P	3702 Laps4:36.627 P	501 Lap1:58.292	101:38.6781:58.206
	751 Lap1:58.943	111 Lap2:02.978	12:11.3364:06.897 P	751 Lap1:59.026
		501 Lap2:02.632	92:22.7991:58.901	
			862:24.0752:02.110	
			21 Lap4:02.498 P	
			102:37.4201:57.692	
			751 Lap2:02.930	
			112:52.3151:59.017	

GT Cup Championship

RACE 6 - LAP CHART

LAP 16 @ 13:25:33.873			LAP 17 @ 13:27:23.740			LAP 18 @ 13:29:14.224			LAP 19 @ 13:31:05.676			LAP 20 @ 13:32:56.398		
NO	BEHIND	LAP TIME	NO	BEHIND	LAP TIME	NO	BEHIND	LAP TIME	NO	BEHIND	LAP TIME	NO	BEHIND	LAP TIME
6		1:50.990	6		1:49.867	6		1:50.484	6		1:51.452	6		1:50.722
11	1 Lap	1:58.047	75	2 Laps	2:00.292	10	1 Lap	1:57.583	86	1 Lap	2:00.643	9	1 Lap	1:57.578
370	2 Laps	2:03.194	11	1 Lap	1:57.853	75	2 Laps	1:58.610	10	1 Lap	1:57.849	86	1 Lap	1:59.891
50	1 Lap	1:57.956	370	2 Laps	2:02.696	11	1 Lap	1:57.793	11	1 Lap	1:58.527	10	1 Lap	1:58.169
3	43.394	1:58.864	50	1 Lap	1:57.593	370	2 Laps	2:02.926	75	2 Laps	2:00.673	11	1 Lap	1:59.146
1	1:10.119	1:52.088	3	47.979	1:54.452	3	51.554	1:54.059	370	2 Laps	2:02.428	75	2 Laps	2:04.039
2	1 Lap	1:53.210	1	1:11.890	1:51.638	50	1 Lap	1:58.063	3	53.972	1:53.870	3	57.393	1:54.143
9	1:30.612	1:57.967	2	1 Lap	1:52.845	1	1:12.225	1:50.819	50	1 Lap	1:57.785	370	2 Laps	2:02.577
86	1:38.176	2:00.903	9	1:37.857	1:57.112	2	1 Lap	1:52.555	1	1:11.506	1:50.733	50	1 Lap	1:57.472
10	1:45.358	1:57.670	86	1:48.144	1:59.835	9	1:44.925	1:57.552	2	1 Lap	1:52.680	1	1:10.464	1:49.680
												2	1 Lap	1:52.843

GT Cup Championship

RACE 6 - LAP CHART

LAP 21 @ 13:34:45.756	LAP 22 @ 13:36:38.545	LAP 23 @ 13:38:34.147	LAP 24 @ 13:40:33.567
NOBEHINDLAP TIME	NOBEHINDLAP TIME	NOBEHINDLAP TIME	NOBEHINDLAP TIME
61:49.358	61:52.789	61:55.602	61:59.420
91 Lap1:57.504	91 Lap1:57.608	91 Lap1:57.847	91 Lap1:57.798
101 Lap1:58.636	101 Lap1:58.043	101 Lap1:59.627	101 Lap1:58.863
861 Lap2:00.483	861 Lap1:59.716	861 Lap2:00.513	861 Lap2:00.719
111 Lap1:56.994	111 Lap1:57.508	111 Lap1:57.531	111 Lap1:57.558
752 Laps2:04.009	31:03.1131:54.408	31:01.4711:53.960	355.8261:53.775
31:01.4941:53.459	752 Laps2:03.000	11:03.5301:49.912	156.4341:52.324
11:12.3721:51.266	11:09.2201:49.637	752 Laps2:03.339	752 Laps2:01.231
3702 Laps2:04.271	501 Lap1:59.054	501 Lap1:58.191	501 Lap1:58.396
501 Lap1:58.792	3702 Laps2:02.920	3702 Laps2:02.831	21 Lap1:53.966
21 Lap1:53.175	21 Lap1:53.264	21 Lap1:53.604	3702 Laps2:02.574
			SC22 Laps44:03.157 P

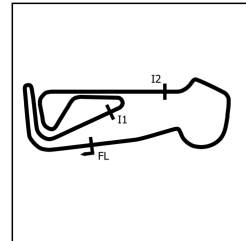
GT Cup Championship

RACE 6 - POSITION CHART

		Lap																																		
No	Name	Pos	1	2	3	4	5	6	7	8	9	10	11	12	13	14	15	16	17	18	19	20	21	22	23	24										
6	Team Abba Racing	1	5	5	5	5	6	6	6	6	6	6	6	6	6	3	6	6	6	6	6	6	6	6	6	6										
5	CTR Developments	2	6	6	6	6	5	5	5	5	5	5	5	5	1	6	3	3	3	3	3	3	3	3	3	3										
33	G-Cat Racing	3	1	1	1	1	1	1	1	1	1	1	1	1	3	1	1	1	1	1	1	1	1	1	1	1										
2	Topcats Racing	4	3	3	3	3	3	3	3	3	3	3	3	3	86	9	9	9	9	9	9	9	9	9	9	9										
1	Kendall Developments	5	10	10	10	10	10	10	10	10	10	10	86	86	9	86	86	86	86	86	86	10	10	10	10	10										
3	Topcats Racing	6	9	9	9	9	9	9	9	9	9	9	9	2	10	10	10	10	10	10	10	86	86	86	86	86										
10	Forsetti Motorsport	7	86	86	86	86	86	86	86	86	86	86	2	9	11	11	11	11	11	11	11	11	11	11	11	11										
72	Woodrow Motorsport	8	11	11	11	11	11	11	11	11	11	11	10	10	50	50	50	50	50	50	50	50	50	50	50	50										
9	Forsetti Motorsport	9	75	75	75	75	72	50	50	50	50	50	11	11	2	2	2	2	2	2	2	2	2	2	2	2										
75	Team Parker Racing	10	50	50	50	50	50	370	370	370	370	370	75	50	75	75	75	75	75	75	75	75	75	75	75	75										
86	SVG Motorsport	11	370	370	370	370	370	2	2	2	2	2	50	75	370	370	370	370	370	370	370	370	370	370	370	370										
11	Paddock Motorsport	12	72	72	72	72	2	75	75	75	75	75	370	370																						
370	Jolt Racing	13	2	2	2	2	75																													
50	MKH Racing	14																																		

GT Cup Championship

RACE 6 - SECTOR ANALYSIS



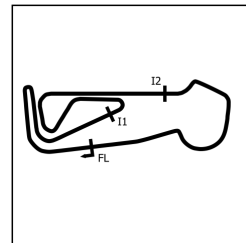
SECTOR 1 = FL to I1, SECTOR 2 = I1 to I2, SECTOR 3 = I2 to FL, DIFF = Difference To Personal Best Lap, P = Crossed Finish Line in Pit Lane, D = Time Disallowed

P1 6 GTO Team Abba Racing				Mercedes AMG GT3			
IDEAL LAP TIME : 1:49.235		BEST LAP TIME : 1:49.358		DIFFERENCE : 0.123			
D1: Richard NEARY		D2: Ian LOGGIE					
LAP	SECTOR 1	SECTOR 2	SECTOR 3	LAP TIME	MPH	DIFF	TIME OF DAY
1 -		41.006	44.338	2:03.231	86.73	13.873	12:52:20.459
2 -	57.337	1:05.103	1:12.711	3:15.151	54.76	1:25.793	12:55:35.610
3 -	1:02.681	1:05.393	1:01.456	3:09.530	56.39	1:20.172	12:58:45.140
4 -	59.284	1:02.323	52.215	2:53.822	61.48	1:04.464	13:01:38.962
5 -	36.518	39.272	36.311	1:52.101	95.34	2.743	13:03:31.063
6 -	34.339	39.125	36.912	1:50.376	96.83	1.018	13:05:21.439
7 -	34.551	39.150	37.073	1:50.774	96.48	1.416	13:07:12.213
8 -	34.397	38.997	36.446	1:49.840 (2)	97.30	0.482	13:09:02.053
9 -	34.502	39.227	36.618	1:50.347	96.85	0.989	13:10:52.400
10 -	34.523	39.296	36.688	1:50.507	96.71	1.149	13:12:42.907
11 -	34.750	39.514	36.305	1:50.569	96.66	1.211	13:14:33.476
12 -	34.340	39.364	36.248	1:49.952	97.20	0.594	13:16:23.428
13 -	34.644	39.454	36.409	1:50.507	96.71	1.149	13:18:13.935
14 -	34.432	39.039	IN PIT	3:33.379 P	50.08	1:44.021	13:21:47.314
15 -	OUTLAP	39.861	37.321	1:55.569	92.48	6.211	13:23:42.883
16 -	34.552	39.542	36.896	1:50.990	96.29	1.632	13:25:33.873
17 -	34.548	39.021	36.298	1:49.867 (3)	97.28	0.509	13:27:23.740
18 -	34.298	39.446	36.740	1:50.484	96.73	1.126	13:29:14.224
19 -	34.709	39.398	37.345	1:51.452	95.89	2.094	13:31:05.676
20 -	34.442	39.041	37.239	1:50.722	96.53	1.364	13:32:56.398
21 -	34.078	39.120	36.160	1:49.358 (1)	97.73		13:34:45.756
22 -	34.583	40.585	37.621	1:52.789	94.76	3.431	13:36:38.545
23 -	36.171	41.516	37.915	1:55.602	92.45	6.244	13:38:34.147
24 -	36.118	41.995	41.307	1:59.420	89.49	10.062	13:40:33.567

P2 3 GTC Topcats Racing				Lamborghini Super Trofeo			
IDEAL LAP TIME : 1:52.298		BEST LAP TIME : 1:53.129		DIFFERENCE : 0.831			
D1: Warren GILBERT		D2: Fraser FENWICK					
LAP	SECTOR 1	SECTOR 2	SECTOR 3	LAP TIME	MPH	DIFF	TIME OF DAY
1 -		41.042	42.722	2:05.099	85.43	11.970	12:52:22.327
2 -	57.027	1:05.029	1:12.941	3:14.997	54.81	1:21.868	12:55:37.324
3 -	1:02.830	1:05.305	1:01.255	3:09.390	56.43	1:16.261	12:58:46.714
4 -	59.164	1:02.588	51.697	2:53.449	61.62	1:00.320	13:01:40.163
5 -	36.948	41.230	38.243	1:56.421	91.80	3.292	13:03:36.584
6 -	35.717	41.022	38.132	1:54.871	93.04	1.742	13:05:31.455
7 -	35.717	40.554	37.615	1:53.886	93.84	0.757	13:07:25.341
8 -	35.518	40.368	37.847	1:53.733 (3)	93.97	0.604	13:09:19.074
9 -	35.667	40.260	37.202	1:53.129 (1)	94.47		13:11:12.203
10 -	35.899	40.355	37.567	1:53.821	93.90	0.692	13:13:06.024
11 -	35.713	40.630	37.756	1:54.099	93.67	0.970	13:15:00.123
12 -	36.014	41.021	38.555	1:55.590	92.46	2.461	13:16:55.713
13 -	35.916	40.760	38.286	1:54.962	92.97	1.833	13:18:50.675
14 -	36.009	40.708	38.543	1:55.260	92.73	2.131	13:20:45.935
15 -	35.075	40.107	IN PIT	3:32.468 P	50.30	1:39.339	13:24:18.403
16 -	OUTLAP	40.822	38.107	1:58.864	89.91	5.735	13:26:17.267
17 -	35.742	40.562	38.148	1:54.452	93.38	1.323	13:28:11.719
18 -	35.522	40.571	37.966	1:54.059	93.70	0.930	13:30:05.778
19 -	35.371	40.237	38.262	1:53.870	93.86	0.741	13:31:59.648
20 -	35.751	40.648	37.744	1:54.143	93.63	1.014	13:33:53.791
21 -	35.351	40.021	38.087	1:53.459 (2)	94.20	0.330	13:35:47.250
22 -	35.318	40.234	38.856	1:54.408	93.42	1.279	13:37:41.658
23 -	35.672	40.471	37.817	1:53.960	93.78	0.831	13:39:35.618
24 -	35.586	40.195	37.994	1:53.775	93.94	0.646	13:41:29.393

GT Cup Championship

RACE 6 - SECTOR ANALYSIS



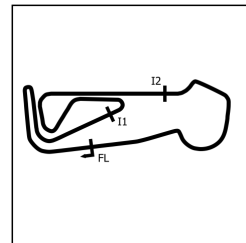
SECTOR 1 = FL to I1, SECTOR 2 = I1 to I2, SECTOR 3 = I2 to FL, DIFF = Difference To Personal Best Lap, P = Crossed Finish Line in Pit Lane, D = Time Disallowed

P3 1 GTO Kendall Developments				Lamborghini Huracan GT3 Evo			
IDEAL LAP TIME : 1:49.087		BEST LAP TIME : 1:49.637		DIFFERENCE : 0.550			
D1: Paul BAILEY		D2: David BRABHAM (P)					
LAP	SECTOR 1	SECTOR 2	SECTOR 3	LAP TIME	MPH	DIFF	TIME OF DAY
1 -		41.052	42.236	2:03.949	86.22	14.312	12:52:21.177
2 -	57.386	1:05.184	1:12.523	3:15.093	54.78	1:25.456	12:55:36.270
3 -	1:02.841	1:05.362	1:01.407	3:09.610	56.36	1:19.973	12:58:45.880
4 -	59.387	1:02.636	51.827	2:53.850	61.47	1:04.213	13:01:39.730
5 -	37.156	40.998	38.151	1:56.305	91.89	6.668	13:03:36.035
6 -	35.885	40.732	38.270	1:54.887	93.03	5.250	13:05:30.922
7 -	35.748	40.228	37.964	1:53.940	93.80	4.303	13:07:24.862
8 -	35.515	40.210	38.117	1:53.842	93.88	4.205	13:09:18.704
9 -	35.679	39.798	37.855	1:53.332	94.30	3.695	13:11:12.036
10 -	35.564	40.121	37.774	1:53.459	94.20	3.822	13:13:05.495
11 -	35.812	40.436	38.126	1:54.374	93.44	4.737	13:14:59.869
12 -	35.886	41.254	38.442	1:55.582	92.47	5.945	13:16:55.451
13 -	35.978	40.687	38.258	1:54.923	93.00	5.286	13:18:50.374
14 -	36.099	40.518	IN PIT	4:06.897 P	43.28	2:17.260	13:22:57.271
15 -	OUTLAP	39.480	37.063	1:54.633	93.23	4.996	13:24:51.904
16 -	35.491	39.799	36.798	1:52.088	95.35	2.451	13:26:43.992
17 -	35.453	39.545	36.640	1:51.638	95.73	2.001	13:28:35.630
18 -	34.904	39.615	36.300	1:50.819	96.44	1.182	13:30:26.449
19 -	34.750	39.750	36.233	1:50.733	96.52	1.096	13:32:17.182
20 -	34.459	39.088	36.133	1:49.680 (2)	97.44	0.043	13:34:06.862
21 -	34.399	39.887	36.980	1:51.266	96.05	1.629	13:35:58.128
22 -	34.486	39.250	35.901	1:49.637 (1)	97.48		13:37:47.765
23 -	34.230	39.524	36.158	1:49.912 (3)	97.24	0.275	13:39:37.677
24 -	34.098	39.905	38.321	1:52.324	95.15	2.687	13:41:30.001

P4 9 GTH Forsetti Motorsport				Aston Martin Vantage GT4			
IDEAL LAP TIME : 1:57.081		BEST LAP TIME : 1:57.112		DIFFERENCE : 0.031			
D1: Matthew HIGGINS		D2: Mikey PORTER (PS)					
LAP	SECTOR 1	SECTOR 2	SECTOR 3	LAP TIME	MPH	DIFF	TIME OF DAY
1 -		42.190	42.246	2:07.233	84.00	10.121	12:52:24.461
2 -	57.291	1:04.317	1:13.064	3:14.672	54.90	1:17.560	12:55:39.133
3 -	1:03.308	1:04.594	1:01.682	3:09.584	56.37	1:12.472	12:58:48.717
4 -	59.074	1:02.683	51.756	2:53.513	61.59	56.401	13:01:42.230
5 -	37.438	42.174	39.190	1:58.802	89.96	1.690	13:03:41.032
6 -	36.835	41.968	39.157	1:57.960	90.60	0.848	13:05:38.992
7 -	37.148	41.901	39.046	1:58.095	90.50	0.983	13:07:37.087
8 -	37.047	41.844	39.881	1:58.772	89.98	1.660	13:09:35.859
9 -	37.347	42.155	38.881	1:58.383	90.28	1.271	13:11:34.242
10 -	37.323	42.250	39.318	1:58.891	89.89	1.779	13:13:33.133
11 -	37.370	42.481	IN PIT	3:36.870 P	49.28	1:39.758	13:17:10.003
12 -	OUTLAP	42.093	39.003	2:01.827	87.73	4.715	13:19:11.830
13 -	37.072	41.857	39.074	1:58.003	90.57	0.891	13:21:09.833
14 -	36.864	42.955	39.082	1:58.901	89.89	1.789	13:23:08.734
15 -	37.146	41.854	38.784	1:57.784	90.74	0.672	13:25:06.518
16 -	36.776	41.909	39.282	1:57.967	90.60	0.855	13:27:04.485
17 -	36.807	41.707	38.598	1:57.112 (1)	91.26		13:29:01.597
18 -	36.900	41.871	38.781	1:57.552 (3)	90.92	0.440	13:30:59.149
19 -	36.914	41.812	38.852	1:57.578	90.90	0.466	13:32:56.727
20 -	36.985	41.802	38.717	1:57.504 (2)	90.95	0.392	13:34:54.231
21 -	36.816	41.914	38.878	1:57.608	90.87	0.496	13:36:51.839
22 -	36.863	41.973	39.011	1:57.847	90.69	0.735	13:38:49.686
23 -	36.875	41.933	38.990	1:57.798	90.73	0.686	13:40:47.484

GT Cup Championship

RACE 6 - SECTOR ANALYSIS



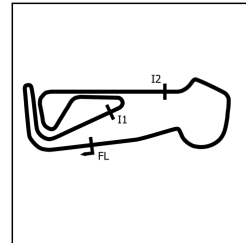
SECTOR 1 = FL to I1, SECTOR 2 = I1 to I2, SECTOR 3 = I2 to FL, DIFF = Difference To Personal Best Lap, P = Crossed Finish Line in Pit Lane, D = Time Disallowed

P5 10 GTH Forsetti Motorsport				Aston Martin Vantage GT4			
IDEAL LAP TIME : 1:56.614		BEST LAP TIME : 1:56.895		DIFFERENCE : 0.281			
D1: Marc WARREN		D2: Rianna O'MEARA-HUNT (P)					
LAP	SECTOR 1	SECTOR 2	SECTOR 3	LAP TIME	MPH	DIFF	TIME OF DAY
1 -		41.935	42.055	2:06.232	84.66	9.337	12:52:23.460
2 -	57.355	1:04.681	1:12.826	3:14.862	54.84	1:17.967	12:55:38.322
3 -	1:02.935	1:04.946	1:01.311	3:09.192	56.49	1:12.297	12:58:47.514
4 -	59.448	1:02.733	52.117	2:54.298	61.32	57.403	13:01:41.812
5 -	37.195	41.542	38.670	1:57.407 (3)	91.03	0.512	13:03:39.219
6 -	36.760	41.560	38.575	1:56.895 (1)	91.43		13:05:36.114
7 -	36.497	41.626	38.954	1:57.077 (2)	91.29	0.182	13:07:33.191
8 -	37.000	41.678	38.731	1:57.409	91.03	0.514	13:09:30.600
9 -	37.101	42.009	38.738	1:57.848	90.69	0.953	13:11:28.448
10 -	37.126	42.082	39.134	1:58.342	90.31	1.447	13:13:26.790
11 -	37.032	41.845	IN PIT	3:57.462 P	45.00	2:00.567	13:17:24.252
12 -	OUTLAP	42.527	39.226	2:02.827	87.01	5.932	13:19:27.079
13 -	37.203	42.200	39.181	1:58.584	90.13	1.689	13:21:25.663
14 -	37.057	41.971	38.664	1:57.692	90.81	0.797	13:23:23.355
15 -	36.989	42.082	39.135	1:58.206	90.41	1.311	13:25:21.561
16 -	36.966	41.960	38.744	1:57.670	90.83	0.775	13:27:19.231
17 -	37.007	41.730	38.846	1:57.583	90.89	0.688	13:29:16.814
18 -	36.874	41.937	39.038	1:57.849	90.69	0.954	13:31:14.663
19 -	36.884	42.223	39.062	1:58.169	90.44	1.274	13:33:12.832
20 -	37.290	42.431	38.915	1:58.636	90.09	1.741	13:35:11.468
21 -	36.991	42.037	39.015	1:58.043	90.54	1.148	13:37:09.511
22 -	37.245	42.454	39.928	1:59.627	89.34	2.732	13:39:09.138
23 -	37.177	42.360	39.326	1:58.863	89.91	1.968	13:41:08.001

P6 86 GTH SVG Motorsport				Ginetta G56 GT4			
IDEAL LAP TIME : 1:58.336		BEST LAP TIME : 1:58.440		DIFFERENCE : 0.104			
D1: James TOWNSEND		D2: Leona THEOBALD					
LAP	SECTOR 1	SECTOR 2	SECTOR 3	LAP TIME	MPH	DIFF	TIME OF DAY
1 -		42.818	41.438	2:07.768	83.65	9.328	12:52:24.996
2 -	57.650	1:04.114	1:13.108	3:14.872	54.84	1:16.432	12:55:39.868
3 -	1:03.381	1:04.367	1:01.634	3:09.382	56.43	1:10.942	12:58:49.250
4 -	59.517	1:02.375	51.436	2:53.328	61.66	54.888	13:01:42.578
5 -	37.580	42.730	39.285	1:59.595	89.36	1.155	13:03:42.173
6 -	37.366	43.880	39.739	2:00.985	88.34	2.545	13:05:43.158
7 -	37.128	42.063	39.249	1:58.440 (1)	90.24		13:07:41.598
8 -	37.024	42.376	39.264	1:58.664 (2)	90.07	0.224	13:09:40.262
9 -	37.321	42.451	39.357	1:59.129 (3)	89.71	0.689	13:11:39.391
10 -	37.776	42.667	39.525	1:59.968	89.09	1.528	13:13:39.359
11 -	37.374	42.514	IN PIT	3:20.123 P	53.40	1:21.683	13:16:59.482
12 -	OUTLAP	43.485	40.128	2:05.267	85.32	6.827	13:19:04.749
13 -	37.934	43.494	41.723	2:03.151	86.78	4.711	13:21:07.900
14 -	37.933	43.744	40.433	2:02.110	87.52	3.670	13:23:10.010
15 -	37.699	42.810	40.627	2:01.136	88.23	2.696	13:25:11.146
16 -	37.724	43.210	39.969	2:00.903	88.40	2.463	13:27:12.049
17 -	37.466	42.706	39.663	1:59.835	89.18	1.395	13:29:11.884
18 -	37.960	43.034	39.649	2:00.643	88.59	2.203	13:31:12.527
19 -	37.411	42.654	39.826	1:59.891	89.14	1.451	13:33:12.418
20 -	37.571	43.047	39.865	2:00.483	88.71	2.043	13:35:12.901
21 -	37.401	42.704	39.611	1:59.716	89.27	1.276	13:37:12.617
22 -	37.420	42.740	40.353	2:00.513	88.68	2.073	13:39:13.130
23 -	37.778	42.724	40.217	2:00.719	88.53	2.279	13:41:13.849

GT Cup Championship

RACE 6 - SECTOR ANALYSIS



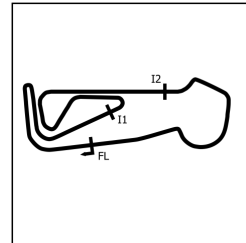
SECTOR 1 = FL to I1, SECTOR 2 = I1 to I2, SECTOR 3 = I2 to FL, DIFF = Difference To Personal Best Lap, P = Crossed Finish Line in Pit Lane, D = Time Disallowed

P7 11 GTH Paddock Motorsport				McLaren Artura GT4			
IDEAL LAP TIME : 1:56.974		BEST LAP TIME : 1:56.994		DIFFERENCE : 0.020			
D1: Michael ORANT		D2: Adam HATFIELD (PS)					
LAP	SECTOR 1	SECTOR 2	SECTOR 3	LAP TIME	MPH	DIFF	TIME OF DAY
1 -		42.923	41.519	2:08.331	83.28	11.337	12:52:25.559
2 -	57.940	1:03.903	1:12.898	3:14.741	54.88	1:17.747	12:55:40.300
3 -	1:04.064	1:04.189	1:01.313	3:09.566	56.38	1:12.572	12:58:49.866
4 -	59.638	1:02.608	50.658	2:52.904	61.81	55.910	13:01:42.770
5 -	38.066	42.613	39.624	2:00.303	88.84	3.309	13:03:43.073
6 -	38.295	42.666	39.638	2:00.599	88.62	3.605	13:05:43.672
7 -	37.475	42.773	39.891	2:00.139	88.96	3.145	13:07:43.811
8 -	37.302	42.845	39.976	2:00.123	88.97	3.129	13:09:43.934
9 -	37.444	42.594	39.894	1:59.932	89.11	2.938	13:11:43.866
10 -	37.434	43.000	40.496	2:00.930	88.38	3.936	13:13:44.796
11 -	37.476	42.875	IN PIT	3:52.649 P	45.94	1:55.655	13:17:37.445
12 -	OUTLAP	42.412	39.240	2:02.978	86.91	5.984	13:19:40.423
13 -	37.308	42.149	39.353	1:58.810	89.95	1.816	13:21:39.233
14 -	37.730	42.390	38.897	1:59.017	89.80	2.023	13:23:38.250
15 -	37.034	42.156	38.857	1:58.047	90.54	1.053	13:25:36.297
16 -	36.919	42.012	38.922	1:57.853	90.68	0.859	13:27:34.150
17 -	36.890	42.027	38.876	1:57.793	90.73	0.799	13:29:31.943
18 -	36.811	41.987	39.729	1:58.527	90.17	1.533	13:31:30.470
19 -	38.495	42.013	38.638	1:59.146	89.70	2.152	13:33:29.616
20 -	36.717	41.767	38.510	1:56.994 (1)	91.35		13:35:26.610
21 -	36.938	41.920	38.650	1:57.508 (2)	90.95	0.514	13:37:24.118
22 -	36.697	42.161	38.673	1:57.531 (3)	90.93	0.537	13:39:21.649
23 -	36.805	41.970	38.783	1:57.558	90.91	0.564	13:41:19.207

P8 50 GTH MKH Racing				Aston Martin Vantage GT4			
IDEAL LAP TIME : 1:57.374		BEST LAP TIME : 1:57.472		DIFFERENCE : 0.098			
D1: Peter MONTAGUE		D2: Stuart HALL (P)					
LAP	SECTOR 1	SECTOR 2	SECTOR 3	LAP TIME	MPH	DIFF	TIME OF DAY
1 -		44.032	42.461	2:12.220	80.83	14.748	12:52:29.448
2 -	56.063	1:03.870	1:12.700	3:12.633	55.48	1:15.161	12:55:42.081
3 -	1:05.218	1:04.261	1:00.681	3:10.160	56.20	1:12.688	12:58:52.241
4 -	1:00.246	1:01.732	50.867	2:52.845	61.83	55.373	13:01:45.086
5 -	39.852	44.458	41.783	2:06.093	84.76	8.621	13:03:51.179
6 -	39.120	43.884	42.222	2:05.226	85.35	7.754	13:05:56.405
7 -	38.662	43.707	43.583	2:05.952	84.85	8.480	13:08:02.357
8 -	39.236	44.374	41.266	2:04.876	85.58	7.404	13:10:07.233
9 -	38.257	43.428	41.034	2:02.719	87.09	5.247	13:12:09.952
10 -	38.797	43.989	42.334	2:05.120	85.42	7.648	13:14:15.072
11 -	38.775	43.833	IN PIT	4:00.048 P	44.52	2:02.576	13:18:15.120
12 -	OUTLAP	42.443	38.851	2:02.632	87.15	5.160	13:20:17.752
13 -	37.436	42.138	38.718	1:58.292	90.35	0.820	13:22:16.044
14 -	37.532	42.315	38.895	1:58.742	90.01	1.270	13:24:14.786
15 -	37.231	42.000	38.725	1:57.956	90.61	0.484	13:26:12.742
16 -	37.022	41.926	38.645	1:57.593 (2)	90.89	0.121	13:28:10.335
17 -	37.131	42.168	38.764	1:58.063	90.52	0.591	13:30:08.398
18 -	37.035	41.935	38.815	1:57.785 (3)	90.74	0.313	13:32:06.183
19 -	36.918	41.811	38.743	1:57.472 (1)	90.98		13:34:03.655
20 -	37.113	42.827	38.852	1:58.792	89.97	1.320	13:36:02.447
21 -	37.367	42.609	39.078	1:59.054	89.77	1.582	13:38:01.501
22 -	37.067	41.975	39.149	1:58.191	90.43	0.719	13:39:59.692
23 -	37.134	42.008	39.254	1:58.396	90.27	0.924	13:41:58.088

GT Cup Championship

RACE 6 - SECTOR ANALYSIS



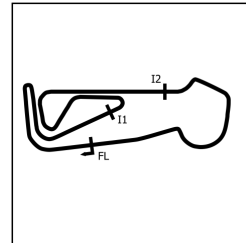
SECTOR 1 = FL to I1, SECTOR 2 = I1 to I2, SECTOR 3 = I2 to FL, DIFF = Difference To Personal Best Lap, P = Crossed Finish Line in Pit Lane, D = Time Disallowed

P9 2 GTC Topcats Racing			Lamborghini Super Trofeo				
IDEAL LAP TIME : 1:52.292		BEST LAP TIME : 1:52.555		DIFFERENCE : 0.263			
D1: Charlotte GILBERT		D2: Tom RAWLINGS (PS)					
LAP	SECTOR 1	SECTOR 2	SECTOR 3	LAP TIME	MPH	DIFF	TIME OF DAY
1 -		1:02.780	IN PIT	6:20.387	P 28.09	4:27.832	12:56:37.615
2 -	OUTLAP	42.636	50.142	2:18.125	77.37	25.570	12:58:55.740
3 -	1:00.045	1:01.206	49.263	2:50.514	62.68	57.959	13:01:46.254
4 -	37.607	41.416	38.246	1:57.269	91.14	4.714	13:03:43.523
5 -	36.212	40.933	38.157	1:55.302	92.69	2.747	13:05:38.825
6 -	35.517	40.372	38.496	1:54.385	93.43	1.830	13:07:33.210
7 -	35.341	40.420	46.710	2:02.471	87.27	9.916	13:09:35.681
8 -	35.541	40.438	38.636	1:54.615	93.25	2.060	13:11:30.296
9 -	35.919	41.154	38.035	1:55.108	92.85	2.553	13:13:25.404
10 -	36.019	40.864	38.183	1:55.066	92.88	2.511	13:15:20.470
11 -	36.454	40.792	38.297	1:55.543	92.50	2.988	13:17:16.013
12 -	35.835	40.515	37.854	1:54.204	93.58	1.649	13:19:10.217
13 -	35.888	40.708	IN PIT	4:02.498	P 44.07	2:09.943	13:23:12.715
14 -	OUTLAP	40.175	38.193	1:56.847	91.47	4.292	13:25:09.562
15 -	35.287	40.399	37.524	1:53.210	94.40	0.655	13:27:02.772
16 -	35.097	40.229	37.519	1:52.845	94.71	0.290	13:28:55.617
17 -	35.330	40.042	37.183	1:52.555 (1)	94.95		13:30:48.172
18 -	35.213	40.012	37.455	1:52.680 (2)	94.85	0.125	13:32:40.852
19 -	35.312	40.252	37.279	1:52.843 (3)	94.71	0.288	13:34:33.695
20 -	35.371	40.306	37.498	1:53.175	94.43	0.620	13:36:26.870
21 -	35.379	40.251	37.634	1:53.264	94.36	0.709	13:38:20.134
22 -	35.509	40.404	37.691	1:53.604	94.08	1.049	13:40:13.738
23 -	35.622	40.381	37.963	1:53.966	93.78	1.411	13:42:07.704

P10 75 GTC Team Parker Racing			Porsche 911 GT3 Cup				
IDEAL LAP TIME : 1:58.273		BEST LAP TIME : 1:58.610		DIFFERENCE : 0.337			
D1: Keith BUSH							
LAP	SECTOR 1	SECTOR 2	SECTOR 3	LAP TIME	MPH	DIFF	TIME OF DAY
1 -		43.297	41.889	2:10.141	82.12	11.531	12:52:27.369
2 -	57.566	1:03.991	1:12.698	3:14.255	55.02	1:15.645	12:55:41.624
3 -	1:04.712	1:04.417	1:00.735	3:09.864	56.29	1:11.254	12:58:51.488
4 -	1:00.288	1:01.870	50.317	2:52.475	61.96	53.865	13:01:43.963
5 -	38.654	43.850	IN PIT	3:57.102	P 45.07	1:58.492	13:05:41.065
6 -	OUTLAP	48.115	43.924	2:20.295	76.18	21.685	13:08:01.360
7 -	39.641	43.860	41.281	2:04.782	85.65	6.172	13:10:06.142
8 -	38.234	42.801	40.679	2:01.714	87.81	3.104	13:12:07.856
9 -	37.426	42.473	40.102	2:00.001	89.06	1.391	13:14:07.857
10 -	37.173	42.074	39.869	1:59.116	89.72	0.506	13:16:06.973
11 -	37.297	41.755	39.891	1:58.943	(2) 89.85	0.333	13:18:05.916
12 -	36.926	41.956	IN PIT	3:23.182	P 52.60	1:24.572	13:21:29.098
13 -	OUTLAP	42.339	39.592	2:02.930	86.94	4.320	13:23:32.028
14 -	37.253	41.985	39.788	1:59.026	(3) 89.79	0.416	13:25:31.054
15 -	37.109	43.136	40.047	2:00.292	88.85	1.682	13:27:31.346
16 -	36.933	41.897	39.780	1:58.610	(1) 90.11		13:29:29.956
17 -	36.932	42.466	41.275	2:00.673	88.57	2.063	13:31:30.629
18 -	38.791	43.900	41.348	2:04.039	86.16	5.429	13:33:34.668
19 -	38.204	43.979	41.826	2:04.009	86.18	5.399	13:35:38.677
20 -	38.170	43.542	41.288	2:03.000	86.89	4.390	13:37:41.677
21 -	38.553	43.555	41.231	2:03.339	86.65	4.729	13:39:45.016
22 -	37.888	43.024	40.319	2:01.231	88.16	2.621	13:41:46.247

GT Cup Championship

RACE 6 - SECTOR ANALYSIS



SECTOR 1 = FL to I1, SECTOR 2 = I1 to I2, SECTOR 3 = I2 to FL, DIFF = Difference To Personal Best Lap, P = Crossed Finish Line in Pit Lane, D = Time Disallowed

P11 370 GTA Jolt Racing				McLaren 570S GT4			
IDEAL LAP TIME : 2:02.203		BEST LAP TIME : 2:02.428		DIFFERENCE : 0.225			
D1: Rupert WILLIAMS		D2: John INGRAM (PS)					
LAP	SECTOR 1	SECTOR 2	SECTOR 3	LAP TIME	MPH	DIFF	TIME OF DAY
1 -		46.176	45.186	2:19.107	76.83	16.679	12:52:36.335
2 -	50.010	1:03.719	1:12.886	3:06.615	57.27	1:04.187	12:55:42.950
3 -	1:05.218	1:04.148	1:00.827	3:10.193	56.19	1:07.765	12:58:53.143
4 -	1:00.140	1:01.868	50.743	2:52.751	61.86	50.323	13:01:45.894
5 -	42.483	45.555	44.694	2:12.732	80.52	10.304	13:03:58.626
6 -	41.576	45.338	43.956	2:10.870	81.66	8.442	13:06:09.496
7 -	40.759	45.006	43.810	2:09.575	82.48	7.147	13:08:19.071
8 -	41.110	45.114	43.357	2:09.581	82.48	7.153	13:10:28.652
9 -	41.059	45.535	43.871	2:10.465	81.92	8.037	13:12:39.117
10 -	41.403	45.500	44.866	2:11.769	81.11	9.341	13:14:50.886
11 -	40.933	46.911	IN PIT	4:36.627 P	38.63	2:34.199	13:19:27.513
12 -	OUTLAP	45.174	42.101	2:11.527	81.26	9.099	13:21:39.040
13 -	39.304	43.901	41.176	2:04.381	85.93	1.953	13:23:43.421
14 -	38.493	43.723	40.978	2:03.194	86.75	0.766	13:25:46.615
15 -	38.355	43.671	40.670	2:02.696	87.11	0.268	13:27:49.311
16 -	38.638	43.509	40.779	2:02.926	86.94	0.498	13:29:52.237
17 -	38.456	43.349	40.623	2:02.428 (1)	87.30		13:31:54.665
18 -	38.386	43.461	40.730	2:02.577 (3)	87.19	0.149	13:33:57.242
19 -	38.379	44.709	41.183	2:04.271	86.00	1.843	13:36:01.513
20 -	38.233	44.066	40.621	2:02.920	86.95	0.492	13:38:04.433
21 -	38.388	43.613	40.830	2:02.831	87.01	0.403	13:40:07.264
22 -	38.371	43.394	40.809	2:02.574 (2)	87.19	0.146	13:42:09.838

P12 5 GTO CTR Developments				Porsche 935			
IDEAL LAP TIME : 1:52.312		BEST LAP TIME : 1:52.312		DIFFERENCE : 0.000			
D1: Richard CHAMBERLAIN							
LAP	SECTOR 1	SECTOR 2	SECTOR 3	LAP TIME	MPH	DIFF	TIME OF DAY
1 -		40.480	42.116	2:00.000	89.06	7.688	12:52:17.228
2 -	59.196	1:05.586	1:12.147	3:16.929	54.27	1:24.617	12:55:34.157
3 -	1:02.374	1:05.957	1:01.606	3:09.937	56.27	1:17.625	12:58:44.094
4 -	58.978	1:02.862	52.415	2:54.255	61.33	1:01.943	13:01:38.349
5 -	37.683	40.981	38.077	1:56.741	91.55	4.429	13:03:35.090
6 -	36.097	40.883	38.129	1:55.109	92.85	2.797	13:05:30.199
7 -	35.318	40.312	38.181	1:53.811	93.91	1.499	13:07:24.010
8 -	35.231	40.106	37.724	1:53.061 (2)	94.53	0.749	13:09:17.071
9 -	35.082	39.776	37.454	1:52.312 (1)	95.16		13:11:09.383
10 -	35.411	39.993	37.679	1:53.083 (3)	94.51	0.771	13:13:02.466
11 -	35.480	40.455	38.140	1:54.075	93.69	1.763	13:14:56.541
12 -	35.513	39.934	37.695	1:53.142	94.46	0.830	13:16:49.683

P13 72 GTC Woodrow Motorsport				BMW M3 GTR			
IDEAL LAP TIME : 2:02.833		BEST LAP TIME : 2:02.833		DIFFERENCE : 0.000			
D1: Chris MURPHY							
LAP	SECTOR 1	SECTOR 2	SECTOR 3	LAP TIME	MPH	DIFF	TIME OF DAY
1 -		43.153	41.986	2:28.961 (2)	71.75	26.128	12:52:46.189
2 -	42.616	1:02.708	1:12.543	2:57.867	60.09	55.034	12:55:44.056
3 -	1:05.355	1:04.858	1:00.459	3:10.672	56.05	1:07.839	12:58:54.728
4 -	1:00.442	1:00.734	50.132	2:51.308 (3)	62.39	48.475	13:01:46.036
5 -	39.063	42.265	41.505	2:02.833 (1)	87.01		13:03:48.869

GT Cup Championship

RACE 6 - BEST SECTORS

SECTOR 1				SECTOR 2				SECTOR 3				IDEAL / BEST COMPARISON				
POS	NO	NAME	TIME	NO	NAME	TIME	NO	NAME	TIME	POS	NO	NAME	IDEAL	BEST	DIFF	
										PERFECT LAP		1:48.976				
1	6	Team Abba Racing	34.078	6	Team Abba Racing	38.997	1	Kendall Developments	35.901	1	1	Kendall Developments	1:49.087	1:49.637	0.550	
2	1	Kendall Developments	34.098	1	Kendall Developments	39.088	6	Team Abba Racing	36.160	2	6	Team Abba Racing	1:49.235	1:49.358	0.123	
3	3	Topcats Racing	35.075	5	CTR Developments	39.776	2	Topcats Racing	37.183	3	2	Topcats Racing	1:52.292	1:52.555	0.263	
4	5	CTR Developments	35.082	2	Topcats Racing	40.012	3	Topcats Racing	37.202	4	3	Topcats Racing	1:52.298	1:53.129	0.831	
5	2	Topcats Racing	35.097	3	Topcats Racing	40.021	5	CTR Developments	37.454	5	5	CTR Developments	1:52.312	1:52.312	0.000	
6	10	Forsetti Motorsport	36.497	10	Forsetti Motorsport	41.542	11	Paddock Motorsport	38.510	6	10	Forsetti Motorsport	1:56.614	1:56.895	0.281	
7	11	Paddock Motorsport	36.697	9	Forsetti Motorsport	41.707	10	Forsetti Motorsport	38.575	7	11	Paddock Motorsport	1:56.974	1:56.994	0.020	
8	9	Forsetti Motorsport	36.776	75	Team Parker Racing	41.755	9	Forsetti Motorsport	38.598	8	9	Forsetti Motorsport	1:57.081	1:57.112	0.031	
9	50	MKH Racing	36.918	11	Paddock Motorsport	41.767	50	MKH Racing	38.645	9	50	MKH Racing	1:57.374	1:57.472	0.098	
10	75	Team Parker Racing	36.926	50	MKH Racing	41.811	86	SVG Motorsport	39.249	10	75	Team Parker Racing	1:58.273	1:58.610	0.337	
11	86	SVG Motorsport	37.024	86	SVG Motorsport	42.063	75	Team Parker Racing	39.592	11	86	SVG Motorsport	1:58.336	1:58.440	0.104	
12	370	Jolt Racing	38.233	72	Woodrow Motorsport	42.265	370	Jolt Racing	40.621	12	370	Jolt Racing	2:02.203	2:02.428	0.225	
13	72	Woodrow Motorsport	39.063	370	Jolt Racing	43.349	72	Woodrow Motorsport	41.505	13	72	Woodrow Motorsport	2:02.833	2:02.833	0.000	
14																

GT Cup Championship

RACE 6 - PIT STOP ANALYSIS

P1 6 Team Abba Racing				
STOP	IN TIME	STOP TIME	TOTAL TIME	OUT TIME
1 -	13:20:06.602	1:40.712	1:40.712	13:21:47.314

P2 3 Topcats Racing				
STOP	IN TIME	STOP TIME	TOTAL TIME	OUT TIME
1 -	13:22:39.866	1:38.537	1:38.537	13:24:18.403

P3 1 Kendall Developments				
STOP	IN TIME	STOP TIME	TOTAL TIME	OUT TIME
1 -	13:20:45.564	2:11.707	2:11.707	13:22:57.271

P4 9 Forsetti Motorsport				
STOP	IN TIME	STOP TIME	TOTAL TIME	OUT TIME
1 -	13:15:31.543	1:38.460	1:38.460	13:17:10.003

P5 10 Forsetti Motorsport				
STOP	IN TIME	STOP TIME	TOTAL TIME	OUT TIME
1 -	13:15:22.812	2:01.440	2:01.440	13:17:24.252

P6 86 SVG Motorsport				
STOP	IN TIME	STOP TIME	TOTAL TIME	OUT TIME
1 -	13:15:37.625	1:21.857	1:21.857	13:16:59.482

P7 11 Paddock Motorsport				
STOP	IN TIME	STOP TIME	TOTAL TIME	OUT TIME
1 -	13:15:44.011	1:53.434	1:53.434	13:17:37.445

P8 50 MKH Racing				
STOP	IN TIME	STOP TIME	TOTAL TIME	OUT TIME
1 -	13:16:19.157	1:55.963	1:55.963	13:18:15.120

P9 2 Topcats Racing				
STOP	IN TIME	STOP TIME	TOTAL TIME	OUT TIME
1 -	12:55:40.555	57.060	57.060	12:56:37.615
2 -	13:21:04.869	2:07.846	3:04.906	13:23:12.715

P10 75 Team Parker Racing				
STOP	IN TIME	STOP TIME	TOTAL TIME	OUT TIME
1 -	13:04:45.395	55.670	55.670	13:05:41.065
2 -	13:20:05.443	1:23.655	2:19.325	13:21:29.098

P11 370 Jolt Racing				
STOP	IN TIME	STOP TIME	TOTAL TIME	OUT TIME
1 -	13:17:02.667	2:24.846	2:24.846	13:19:27.513

P12 5 CTR Developments				
STOP	IN TIME	STOP TIME	TOTAL TIME	OUT TIME
1 -	13:18:45.343			

P13 72 Woodrow Motorsport				
STOP	IN TIME	STOP TIME	TOTAL TIME	OUT TIME
1 -	13:05:50.941			

GT Cup Championship

RACE 6 - STATISTICS

Competitors Started	14
Planned Start	2024-06-02 @ 12:50:00.000
Actual Start	2024-06-02 @ 12:50:17.227
Finish Time	2024-06-02 @ 13:40:31.356
Track Length	2.9689mi.
Total Laps	273
Total Distance Covered	810.5128mi.

Session Fastest Lap History

NO	CL	NAME	LAP TIME	TIME OF DAY	LAP	VEHICLE
5	GTO	CTR Developments	2:00.000	12:52:17.271	1	Porsche 935
6	GTO	Team Abba Racing	1:52.101	13:03:31.074	5	Mercedes AMG GT3
6	GTO	Team Abba Racing	1:50.376	13:05:21.450	6	Mercedes AMG GT3
6	GTO	Team Abba Racing	1:49.840	13:09:02.064	8	Mercedes AMG GT3
1	GTO	Kendall Developments	1:49.680	13:34:06.878	20	Lamborghini Huracan GT3 Evo
6	GTO	Team Abba Racing	1:49.358	13:34:45.768	21	Mercedes AMG GT3

Session Leader History

NO	CL	NAME	FROM LAP	LAPS LED	DISTANCE	VEHICLE
5	GTO	CTR Developments	1	4	11.87 miles	Porsche 935
6	GTO	Team Abba Racing	5	9	26.72 miles	Mercedes AMG GT3
3	GTC	Topcats Racing	14	1	2.96 miles	Lamborghini Super Trofeo
6	GTO	Team Abba Racing	15	10	29.68 miles	Mercedes AMG GT3

Flag History

TYPE	TIME OF DAY
GREEN	12:50:17.227
SAFETY	12:51:54.435
GREEN	13:01:35.992
FINISH	13:40:31.356

Flag Statistics

TYPE	COUNT	TOTAL LAPS	TOTAL TIME
Green	2	21	45:05.027
Red	0	0	0.000
Safety Car	1	3	9:41.556
FCY	0	0	0.000

GT Cup Championship

RACE 6 - STATISTICS

CLASS : GTO 3 Starters

Fastest Lap History

NO	NAME	LAP TIME	TIME OF DAY	LAP	VEHICLE
5	CTR Developments	2:00.000	12:52:17.271	1	Porsche 935
6	Team Abba Racing	1:52.101	13:03:31.074	5	Mercedes AMG GT3
6	Team Abba Racing	1:50.376	13:05:21.450	6	Mercedes AMG GT3
6	Team Abba Racing	1:49.840	13:09:02.064	8	Mercedes AMG GT3
1	Kendall Developments	1:49.680	13:34:06.878	20	Lamborghini Huracan GT3 Evo
6	Team Abba Racing	1:49.358	13:34:45.768	21	Mercedes AMG GT3

Leader History

NO	NAME	FROM LAP	LAPS LED	DISTANCE	VEHICLE
5	CTR Developments	1	4	11.87 miles	Porsche 935
6	Team Abba Racing	5	20	59.37 miles	Mercedes AMG GT3

GT Cup Championship

RACE 6 - STATISTICS

CLASS : GTC

4 Starters

Fastest Lap History

NO	NAME	LAP TIME	TIME OF DAY	LAP	VEHICLE
3	Topcats Racing	2:05.099	12:52:22.352	1	Lamborghini Super Trofeo
3	Topcats Racing	1:56.421	13:03:36.597	5	Lamborghini Super Trofeo
3	Topcats Racing	1:54.871	13:05:31.468	6	Lamborghini Super Trofeo
3	Topcats Racing	1:53.886	13:07:25.354	7	Lamborghini Super Trofeo
3	Topcats Racing	1:53.733	13:09:19.087	8	Lamborghini Super Trofeo
3	Topcats Racing	1:53.129	13:11:12.217	9	Lamborghini Super Trofeo
2	Topcats Racing	1:52.845	13:28:55.630	16	Lamborghini Super Trofeo
2	Topcats Racing	1:52.555	13:30:48.185	17	Lamborghini Super Trofeo

Leader History

NO	NAME	FROM LAP	LAPS LED	DISTANCE	VEHICLE
3	Topcats Racing	1	24	71.25 miles	Lamborghini Super Trofeo

GT Cup Championship

RACE 6 - STATISTICS

CLASS : GTH5 Starters

Fastest Lap History

NO	NAME	LAP TIME	TIME OF DAY	LAP	VEHICLE
10	Forsetti Motorsport	2:06.232	12:52:23.492	1	Aston Martin Vantage GT4
10	Forsetti Motorsport	1:57.407	13:03:39.239	5	Aston Martin Vantage GT4
10	Forsetti Motorsport	1:56.895	13:05:36.134	6	Aston Martin Vantage GT4

Leader History

NO	NAME	FROM LAP	LAPS LED	DISTANCE	VEHICLE
10	Forsetti Motorsport	1	10	29.68 miles	Aston Martin Vantage GT4
86	SVG Motorsport	11	3	8.90 miles	Ginetta G56 GT4
9	Forsetti Motorsport	14	10	29.68 miles	Aston Martin Vantage GT4

GT Cup Championship

RACE 6 - STATISTICS

CLASS : GTA1 Starters

Fastest Lap History


NO	NAME	LAP TIME	TIME OF DAY	LAP	VEHICLE
370	Jolt Racing	2:19.107	12:52:36.346	1	McLaren 570S GT4
370	Jolt Racing	2:12.732	13:03:58.637	5	McLaren 570S GT4
370	Jolt Racing	2:10.870	13:06:09.505	6	McLaren 570S GT4
370	Jolt Racing	2:09.575	13:08:19.082	7	McLaren 570S GT4
370	Jolt Racing	2:04.381	13:23:43.432	13	McLaren 570S GT4
370	Jolt Racing	2:03.194	13:25:46.628	14	McLaren 570S GT4
370	Jolt Racing	2:02.696	13:27:49.321	15	McLaren 570S GT4
370	Jolt Racing	2:02.428	13:31:54.675	17	McLaren 570S GT4

Leader History

NO	NAME	FROM LAP	LAPS LED	DISTANCE	VEHICLE
370	Jolt Racing	1	22	65.31 miles	McLaren 570S GT4

GT Cup Championship

RACE 10 - GRID (25 minutes)

ROW 7	13	2:09.575 370 WILLIAMS / INGRAM (PS)		
ROW 6	11	2:02.719 50 MONTAGUE / HALL (P)	12	2:02.833 72 MURPHY
ROW 5	9	1:58.943 75 BUSH	10	1:59.932 11 ORANT / HATFIELD (PS)
ROW 4	7	1:57.960 9 HIGGINS / PORTER (PS)	8	1:58.440 86 TOWNSEND / THEOBALD
ROW 3	5	1:54.204 2 GILBERT / RAWLINGS (PS)	6	1:56.895 10 WARREN / O'MEARA-HUNT (PS)
ROW 2	3	1:53.129 3 GILBERT / FENWICK	4	1:53.332 1 BAILEY / BRABHAM (P)
ROW 1	1	1:49.840 6 NEARY / LOGGIE	2	1:52.312 5 CHAMBERLAIN
Pole				
				

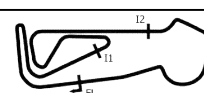
These results are provisional until the conclusion of any judicial and technical matters.

Snetterton 300: 2.9689 miles

Clerk Of Course: Andy Stevens

Stewards:

Timekeeper: Nick Palmer



GT Cup Championship

RACE 10 - CLASSIFICATION

Race Distance: 14 Laps / 41.56 miles

POS	NO	CL	PIC	TEAM / DRIVERS	CAR	LAPS	TIME	GAP	DIFF	MPH	BEST	ON	GRD	↑↓
1	6	GTO	1	Team Abba Racing Richard NEARY / Ian LOGGIE	Mercedes AMG GT3	14	26:01.976			95.79	1:48.439	10	1	0
2	2	GTC	1	Topcats Racing Charlotte GILBERT / Tom RAWLINGS (PS)	Lamborghini Super Trofeo	14	26:49.264	47.288	47.288	92.98	1:53.276	13	5	3
3	3	GTC	2	Topcats Racing Warren GILBERT / Fraser FENWICK	Lamborghini Super Trofeo	14	26:53.406	51.430	4.142	92.74	1:53.387	12	3	0
4	10	GTH	1	Forsetti Motorsport Marc WARREN / Rianna O'MEARA-HUNT (PS)	Aston Martin Vantage GT4	14	27:39.092	1:37.116	45.686	90.18	1:57.538	9	6	2
5	9	GTH	2	Forsetti Motorsport Matthew HIGGINS / Mikey PORTER (PS)	Aston Martin Vantage GT4	14	27:39.345	1:37.369	0.253	90.17	1:57.417	9	7	2
6	72	GTC	3	Woodrow Motorsport Chris MURPHY	BMW M3 GTR	14	27:54.091	1:52.115	14.746	89.38	1:57.512	8	12	6
7	86	GTH	3	SVG Motorsport James TOWNSEND / Leona THEOBALD	Ginetta G56 GT4	13	26:03.066	1 Lap	1 Lap	88.89	1:58.751	9	8	1
8	11	GTH	4	Paddock Motorsport Michael ORANT / Adam HATFIELD (PS)	McLaren Artura GT4	13	26:08.353	1 Lap	5.287	88.59	1:58.998	9	10	2
9	75	GTC	4	Team Parker Racing Keith BUSH	Porsche 911 GT3 Cup	13	26:24.424	1 Lap	16.071	87.69	1:59.037	13	9	0
10	50	GTH	5	MKH Racing Peter MONTAGUE / Stuart HALL (P)	Aston Martin Vantage GT4	13	27:38.332	1 Lap	1:13.908	83.78	2:03.602	12	11	1
11	1	GTO	2	Kendall Developments Paul BAILEY / David BRABHAM (P)	Lamborghini Huracan GT3 Evo	12	26:12.441	2 Laps	1 Lap	81.56	1:55.786	4	4	-7
12	370	GTA	1	Jolt Racing Rupert WILLIAMS / John INGRAM (PS)	McLaren 570S GT4	12	26:38.252	2 Laps	25.811	80.24	2:09.853	2	13	1

NOT CLASSIFIED

NC	5	GTO		CTR Developments Richard CHAMBERLAIN	Porsche 935	2	3:54.520	12 Laps	10 Laps	91.14	1:56.336	2		
----	---	-----	--	--	-------------	---	----------	----------------	---------	-------	-----------------	---	--	--

FASTEST LAP

6	GTO	Team Abba Racing Richard NEARY / Ian LOGGIE	Mercedes AMG GT3	10	1:48.439	98.56 mph	158.62 kph
2	GTC	Topcats Racing Charlotte GILBERT / Tom RAWLINGS (PS)	Lamborghini Super Trofeo	13	1:53.276	94.35 mph	151.84 kph
9	GTH	Forsetti Motorsport Matthew HIGGINS / Mikey PORTER (PS)	Aston Martin Vantage GT4	9	1:57.417	91.02 mph	146.49 kph
370	GTA	Jolt Racing Rupert WILLIAMS / John INGRAM (PS)	McLaren 570S GT4	2	2:09.853	82.30 mph	132.46 kph

Weather / Track : Sunny / Dry

These results are provisional until the conclusion of any judicial and technical matters.

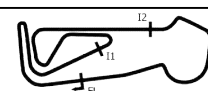
Date: 02/06/2024 Start: 15:54 Finish: 16:20

Snetterton 300: 2.9689 miles

Clerk Of Course: Andy Stevens

Stewards:

Timekeeper: Nick Palmer



GT Cup Championship

RACE 10 - LAP CHART

LAP 1 @ 15:56:49.992			LAP 2 @ 15:58:41.709			LAP 3 @ 16:00:32.751			LAP 4 @ 16:02:23.329			LAP 5 @ 16:04:12.801		
NO	BEHIND	LAP TIME	NO	BEHIND	LAP TIME	NO	BEHIND	LAP TIME	NO	BEHIND	LAP TIME	NO	BEHIND	LAP TIME
6		1:54.481	6		1:51.717	6		1:51.042	6		1:50.578	6		1:49.472
5	3.703	1:58.184	5	8.322	1:56.336	3	13.187	1:55.291	3	17.303	1:54.694	3	22.446	1:54.615
3	4.682	1:59.163	3	8.938	1:55.973	2	15.657	1:55.722	2	19.813	1:54.734	2	25.048	1:54.707
2	6.637	2:01.118	2	10.977	1:56.057	10	23.296	1:58.160	10	30.651	1:57.933	10	38.980	1:57.801
10	9.062	2:03.543	10	16.178	1:58.833	9	23.992	1:58.260	9	31.183	1:57.769	9	39.333	1:57.622
9	9.776	2:04.257	9	16.774	1:58.715	86	31.027	2:00.665	72	41.106	2:00.181	72	50.650	1:59.016
86	12.027	2:06.508	86	21.404	2:01.094	72	31.503	1:59.414	86	41.968	2:01.519	86	52.296	1:59.800
11	13.774	2:08.255	72	23.131	1:59.531	11	34.843	2:01.614	11	45.052	2:00.787	11	55.804	2:00.224
72	15.317	2:09.798	11	24.271	2:02.214	75	41.599	2:02.373	75	52.854	2:01.833	75	1:04.529	2:01.147
75	17.999	2:12.480	75	30.268	2:03.986	50	52.096	2:07.248	1	1 Lap	1:56.908	1	1 Lap	1:55.786
50	19.409	2:13.890	50	35.890	2:08.198	1	1 Lap	1:57.101	50	1:08.205	2:06.687	50	1:26.976	2:08.243
370	21.169	2:15.650	370	39.305	2:09.853	370	58.459	2:10.196	370	1:20.968	2:13.087	370	1:44.630	2:13.134
			1	1 Lap	4:37.638									

GT Cup Championship

RACE 10 - LAP CHART

LAP 6 @ 16:06:02.198			LAP 7 @ 16:07:52.242			LAP 8 @ 16:09:42.784			LAP 9 @ 16:11:32.695			LAP 10 @ 16:13:21.134		
NO	BEHIND	LAP TIME	NO	BEHIND	LAP TIME	NO	BEHIND	LAP TIME	NO	BEHIND	LAP TIME	NO	BEHIND	LAP TIME
6		1:49.397	6		1:50.044	6		1:50.542	6		1:49.911	6		1:48.439
3	26.985	1:53.936	370	1 Lap	2:14.573	50	1 Lap	2:08.660	50	1 Lap	2:07.839	3	44.138	1:54.599
2	29.847	1:54.196	3	30.723	1:53.782	3	34.196	1:54.015	3	37.978	1:53.693	2	47.732	1:54.036
10	47.330	1:57.747	2	33.669	1:53.866	2	37.512	1:54.385	2	42.135	1:54.534	50	1 Lap	2:08.256
9	47.913	1:57.977	10	55.202	1:57.916	370	1 Lap	2:15.013	370	1 Lap	2:13.179	10	1:19.867	1:58.126
72	1:00.043	1:58.790	9	55.534	1:57.665	10	1:02.553	1:57.893	10	1:10.180	1:57.538	9	1:20.140	1:58.040
86	1:02.530	1:59.631	72	1:08.107	1:58.108	9	1:03.033	1:58.041	9	1:10.539	1:57.417	72	1:33.594	1:58.411
11	1:06.467	2:00.060	86	1:11.837	1:59.351	72	1:15.077	1:57.512	72	1:23.622	1:58.456	370	1 Lap	2:15.686
75	1:15.824	2:00.692	11	1:15.816	1:59.393	86	1:20.567	1:59.272	86	1:29.407	1:58.751	86	1:39.784	1:58.816
1	1 Lap	1:56.223	1	1 Lap	1:58.029	11	1:24.679	1:59.405	11	1:33.766	1:58.998	11	1:44.378	1:59.051
50	1:47.454	2:09.875	75	1:28.627	2:02.847	1	1 Lap	1:56.435	1	1 Lap	1:57.207	1	1 Lap	1:58.150
						75	1:37.440	1:59.355	75	1:47.158	1:59.629			

GT Cup Championship

RACE 10 - LAP CHART

LAP 11 @ 16:15:12.244	LAP 12 @ 16:17:08.064	LAP 13 @ 16:19:00.497	LAP 14 @ 16:20:57.487
NOBEHINDLAP TIME	NOBEHINDLAP TIME	NOBEHINDLAP TIME	NOBEHINDLAP TIME
61:51.110	61:55.820	61:52.433	61:56.990
751 Lap2:00.683	3702 Laps2:12.401	111 Lap1:59.387	861 Lap1:59.708
251.4701:54.848	12 Laps1:59.446	12 Laps1:59.184	111 Lap1:59.257
355.5512:02.523	751 Lap1:59.702	751 Lap2:00.660	12 Laps2:00.334
501 Lap2:05.879	248.9751:53.325	3702 Laps2:12.784	751 Lap1:59.037
101:26.5731:57.816	353.1181:53.387	249.8181:53.276	3702 Laps2:12.696
91:26.8961:57.866	501 Lap2:05.424	354.3681:53.683	247.2881:54.460
721:40.8801:58.396	101:28.5831:57.830	501 Lap2:03.602	351.4301:54.052
861:47.8051:59.131	91:28.9981:57.922	101:35.6781:59.528	501 Lap2:04.531
111:52.9761:59.708	721:43.9741:58.914	91:36.1371:59.572	101:37.1161:58.428
	861:50.8051:58.820	721:50.6051:59.064	91:37.3691:58.222
			721:52.1151:58.500

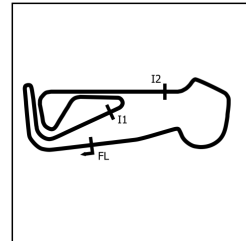
GT Cup Championship

RACE 10 - POSITION CHART

No	Name	Lap														
		Pos	1	2	3	4	5	6	7	8	9	10	11	12	13	14
6	Team Abba Racing	1	6	6	6	6	6	6	6	6	6	6	6	6	6	6
5	CTR Developments	2	5	5	3	3	3	3	3	3	3	3	2	2	2	2
3	Topcats Racing	3	3	3	2	2	2	2	2	2	2	2	3	3	3	3
1	Kendall Developments	4	2	2	10	10	10	10	10	10	10	10	10	10	10	10
2	Topcats Racing	5	10	10	9	9	9	9	9	9	9	9	9	9	9	9
10	Forsetti Motorsport	6	9	9	86	72	72	72	72	72	72	72	72	72	72	72
9	Forsetti Motorsport	7	86	86	72	86	86	86	86	86	86	86	86	86	86	86
86	SVG Motorsport	8	11	72	11	11	11	11	11	11	11	11	11	11	11	11
75	Team Parker Racing	9	72	11	75	75	75	75	75	75	75	75	75	75	75	75
11	Paddock Motorsport	10	75	75	50	50	50	50	50	50	50	50	50	50	50	50
50	MKH Racing	11	50	50	370	370	370	370	370	370	370	370	1	1		
72	Woodrow Motorsport	12	370	370	1	1	1	1	1	1	1	1	370	370		
370	Jolt Racing	13	1	1												

GT Cup Championship

RACE 10 - SECTOR ANALYSIS



SECTOR 1 = FL to I1, SECTOR 2 = I1 to I2, SECTOR 3 = I2 to FL, DIFF = Difference To Personal Best Lap, P = Crossed Finish Line in Pit Lane, D = Time Disallowed

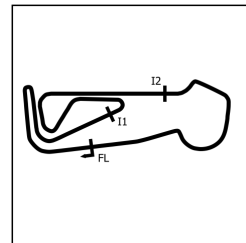
P1 6 GTO Team Abba Racing Mercedes AMG GT3 IDEAL LAP TIME : 1:48.439 BEST LAP TIME : 1:48.439 DIFFERENCE : 0.000 D1: Richard NEARY D2: Ian LOGGIE							
LAP	SECTOR 1	SECTOR 2	SECTOR 3	LAP TIME	MPH	DIFF	TIME OF DAY
1 -		40.164	37.140	1:54.481	93.36	6.042	15:56:49.992
2 -	35.005	39.867	36.845	1:51.717	95.67	3.278	15:58:41.709
3 -	34.434	39.759	36.849	1:51.042	96.25	2.603	16:00:32.751
4 -	34.491	39.473	36.614	1:50.578	96.65	2.139	16:02:23.329
5 -	34.245	39.111	36.116	1:49.472 (3)	97.63	1.033	16:04:12.801
6 -	34.271	38.925	36.201	1:49.397 (2)	97.69	0.958	16:06:02.198
7 -	34.627	39.024	36.393	1:50.044	97.12	1.605	16:07:52.242
8 -	34.605	39.266	36.671	1:50.542	96.68	2.103	16:09:42.784
9 -	34.459	39.081	36.371	1:49.911	97.24	1.472	16:11:32.695
10 -	33.920	38.568	35.951	1:48.439 (1)	98.56		16:13:21.134
11 -	34.441	39.583	37.086	1:51.110	96.19	2.671	16:15:12.244
12 -	34.520	40.570	40.730	1:55.820	92.28	7.381	16:17:08.064
13 -	34.804	40.138	37.491	1:52.433	95.06	3.994	16:19:00.497
14 -	36.542	41.154	39.294	1:56.990	91.35	8.551	16:20:57.487

P2 2 GTC Topcats Racing Lamborghini Super Trofeo IDEAL LAP TIME : 1:53.237 BEST LAP TIME : 1:53.276 DIFFERENCE : 0.039 D1: Charlotte GILBERT D2: Tom RAWLINGS (PS)							
LAP	SECTOR 1	SECTOR 2	SECTOR 3	LAP TIME	MPH	DIFF	TIME OF DAY
1 -		41.350	38.970	2:01.118	88.24	7.842	15:56:56.629
2 -	36.485	41.099	38.473	1:56.057	92.09	2.781	15:58:52.686
3 -	35.969	41.221	38.532	1:55.722	92.35	2.446	16:00:48.408
4 -	35.803	40.893	38.038	1:54.734	93.15	1.458	16:02:43.142
5 -	35.820	40.670	38.217	1:54.707	93.17	1.431	16:04:37.849
6 -	35.639	40.796	37.761	1:54.196	93.59	0.920	16:06:32.045
7 -	35.564	40.471	37.831	1:53.866 (3)	93.86	0.590	16:08:25.911
8 -	35.562	40.501	38.322	1:54.385	93.43	1.109	16:10:20.296
9 -	35.735	41.154	37.645	1:54.534	93.31	1.258	16:12:14.830
10 -	35.609	40.433	37.994	1:54.036	93.72	0.760	16:14:08.866
11 -	35.827	40.864	38.157	1:54.848	93.06	1.572	16:16:03.714
12 -	35.318	40.361	37.646	1:53.325 (2)	94.31	0.049	16:17:57.039
13 -	35.339	40.379	37.558	1:53.276 (1)	94.35		16:19:50.315
14 -	35.484	40.845	38.131	1:54.460	93.37	1.184	16:21:44.775

P3 3 GTC Topcats Racing Lamborghini Super Trofeo IDEAL LAP TIME : 1:52.926 BEST LAP TIME : 1:53.387 DIFFERENCE : 0.461 D1: Warren GILBERT D2: Fraser FENWICK							
LAP	SECTOR 1	SECTOR 2	SECTOR 3	LAP TIME	MPH	DIFF	TIME OF DAY
1 -		41.257	38.610	1:59.163	89.69	5.776	15:56:54.674
2 -	36.548	41.032	38.393	1:55.973	92.16	2.586	15:58:50.647
3 -	36.067	40.941	38.283	1:55.291	92.70	1.904	16:00:45.938
4 -	36.125	40.529	38.040	1:54.694	93.18	1.307	16:02:40.632
5 -	35.723	40.802	38.090	1:54.615	93.25	1.228	16:04:35.247
6 -	35.753	40.470	37.713	1:53.936	93.80	0.549	16:06:29.183
7 -	35.706	40.305	37.771	1:53.782	93.93	0.395	16:08:22.965
8 -	35.513	40.785	37.717	1:54.015	93.74	0.628	16:10:16.980
9 -	35.542	40.715	37.436	1:53.693 (3)	94.00	0.306	16:12:10.673
10 -	35.774	40.524	38.301	1:54.599	93.26	1.212	16:14:05.272
11 -	40.079	44.485	37.959	2:02.523	87.23	9.136	16:16:07.795
12 -	35.462	40.237	37.688	1:53.387 (1)	94.26		16:18:01.182
13 -	35.306	40.592	37.785	1:53.683 (2)	94.01	0.296	16:19:54.865
14 -	35.253	40.607	38.192	1:54.052	93.71	0.665	16:21:48.917

GT Cup Championship

RACE 10 - SECTOR ANALYSIS



SECTOR 1 = FL to I1, SECTOR 2 = I1 to I2, SECTOR 3 = I2 to FL, DIFF = Difference To Personal Best Lap, P = Crossed Finish Line in Pit Lane, D = Time Disallowed

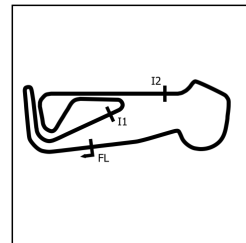
P4 10 GTH Forsetti Motorsport				Aston Martin Vantage GT4			
IDEAL LAP TIME : 1:57.377		BEST LAP TIME : 1:57.538		DIFFERENCE : 0.161			
D1: Marc WARREN		D2: Rianna O'MEARA-HUNT (P)					
LAP	SECTOR 1	SECTOR 2	SECTOR 3	LAP TIME	MPH	DIFF	TIME OF DAY
1 -		42.459	39.274	2:03.543	86.51	6.005	15:56:59.054
2 -	37.537	42.291	39.005	1:58.833	89.94	1.295	15:58:57.887
3 -	37.032	42.079	39.049	1:58.160	90.45	0.622	16:00:56.047
4 -	36.982	42.051	38.900	1:57.933	90.62	0.395	16:02:53.980
5 -	36.853	41.963	38.985	1:57.801 (3)	90.72	0.263	16:04:51.781
6 -	36.858	42.177	38.712	1:57.747 (2)	90.77	0.209	16:06:49.528
7 -	36.876	42.019	39.021	1:57.916	90.64	0.378	16:08:47.444
8 -	36.953	41.922	39.018	1:57.893	90.65	0.355	16:10:45.337
9 -	36.802	41.863	38.873	1:57.538 (1)	90.93		16:12:42.875
10 -	37.144	41.937	39.045	1:58.126	90.48	0.588	16:14:41.001
11 -	36.950	41.887	38.979	1:57.816	90.71	0.278	16:16:38.817
12 -	36.808	42.039	38.983	1:57.830	90.70	0.292	16:18:36.647
13 -	36.928	42.791	39.809	1:59.528	89.41	1.990	16:20:36.175
14 -	37.077	41.999	39.352	1:58.428	90.24	0.890	16:22:34.603

P5 9 GTH Forsetti Motorsport				Aston Martin Vantage GT4			
IDEAL LAP TIME : 1:57.328		BEST LAP TIME : 1:57.417		DIFFERENCE : 0.089			
D1: Matthew HIGGINS		D2: Mikey PORTER (PS)					
LAP	SECTOR 1	SECTOR 2	SECTOR 3	LAP TIME	MPH	DIFF	TIME OF DAY
1 -		42.488	39.550	2:04.257	86.01	6.840	15:56:59.768
2 -	37.122	42.521	39.072	1:58.715	90.03	1.298	15:58:58.483
3 -	37.004	42.239	39.017	1:58.260	90.37	0.843	16:00:56.743
4 -	36.837	42.095	38.837	1:57.769	90.75	0.352	16:02:54.512
5 -	36.879	41.935	38.808	1:57.622 (2)	90.86	0.205	16:04:52.134
6 -	37.008	42.157	38.812	1:57.977	90.59	0.560	16:06:50.111
7 -	36.819	41.795	39.051	1:57.665 (3)	90.83	0.248	16:08:47.776
8 -	37.112	42.161	38.768	1:58.041	90.54	0.624	16:10:45.817
9 -	36.908	41.772	38.737	1:57.417 (1)	91.02		16:12:43.234
10 -	37.200	41.901	38.939	1:58.040	90.54	0.623	16:14:41.274
11 -	37.038	41.936	38.892	1:57.866	90.67	0.449	16:16:39.140
12 -	36.901	41.997	39.024	1:57.922	90.63	0.505	16:18:37.062
13 -	37.226	42.161	40.185	1:59.572	89.38	2.155	16:20:36.634
14 -	37.010	42.013	39.199	1:58.222	90.40	0.805	16:22:34.856

P6 72 GTC Woodrow Motorsport				BMW M3 GTR			
IDEAL LAP TIME : 1:57.456		BEST LAP TIME : 1:57.512		DIFFERENCE : 0.056			
D1: Chris MURPHY							
LAP	SECTOR 1	SECTOR 2	SECTOR 3	LAP TIME	MPH	DIFF	TIME OF DAY
1 -		44.349	40.372	2:09.798	82.34	12.286	15:57:05.309
2 -	37.454	42.314	39.763	1:59.531	89.41	2.019	15:59:04.840
3 -	37.198	42.336	39.880	1:59.414	89.50	1.902	16:01:04.254
4 -	38.141	42.258	39.782	2:00.181	88.93	2.669	16:03:04.435
5 -	37.487	41.836	39.693	1:59.016	89.80	1.504	16:05:03.451
6 -	37.232	41.859	39.699	1:58.790	89.97	1.278	16:07:02.241
7 -	37.051	41.508	39.549	1:58.108 (2)	90.49	0.596	16:09:00.349
8 -	36.892	41.426	39.194	1:57.512 (1)	90.95		16:10:57.861
9 -	37.256	41.641	39.559	1:58.456	90.22	0.944	16:12:56.317
10 -	36.895	41.594	39.922	1:58.411	90.26	0.899	16:14:54.728
11 -	36.836	41.733	39.827	1:58.396 (3)	90.27	0.884	16:16:53.124
12 -	37.042	42.036	39.836	1:58.914	89.88	1.402	16:18:52.038
13 -	37.236	41.804	40.024	1:59.064	89.76	1.552	16:20:51.102
14 -	37.031	41.945	39.524	1:58.500	90.19	0.988	16:22:49.602

GT Cup Championship

RACE 10 - SECTOR ANALYSIS



SECTOR 1 = FL to I1, SECTOR 2 = I1 to I2, SECTOR 3 = I2 to FL, DIFF = Difference To Personal Best Lap, P = Crossed Finish Line in Pit Lane, D = Time Disallowed

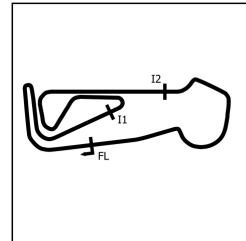
P7 86 GTH SVG Motorsport				Ginetta G56 GT4			
IDEAL LAP TIME : 1:58.618		BEST LAP TIME : 1:58.751		DIFFERENCE : 0.133			
D1: James TOWNSEND		D2: Leona THEOBALD					
LAP	SECTOR 1	SECTOR 2	SECTOR 3	LAP TIME	MPH	DIFF	TIME OF DAY
1 -		43.421	40.219	2:06.508	84.48	7.757	15:57:02.019
2 -	37.961	43.136	39.997	2:01.094	88.26	2.343	15:59:03.113
3 -	37.643	42.867	40.155	2:00.665	88.57	1.914	16:01:03.778
4 -	38.487	43.038	39.994	2:01.519	87.95	2.768	16:03:05.297
5 -	37.526	42.694	39.580	1:59.800	89.21	1.049	16:05:05.097
6 -	37.586	42.437	39.608	1:59.631	89.34	0.880	16:07:04.728
7 -	37.319	42.591	39.441	1:59.351	89.55	0.600	16:09:04.079
8 -	37.455	42.365	39.452	1:59.272	89.61	0.521	16:11:03.351
9 -	37.261	42.210	39.280	1:58.751 (1)	90.00		16:13:02.102
10 -	37.253	42.277	39.286	1:58.816 (2)	89.95	0.065	16:15:00.918
11 -	37.128	42.612	39.391	1:59.131	89.71	0.380	16:17:00.049
12 -	37.164	42.341	39.315	1:58.820 (3)	89.95	0.069	16:18:58.869
13 -	37.265	42.237	40.206	1:59.708	89.28	0.957	16:20:58.577

P8 11 GTH Paddock Motorsport				McLaren Artura GT4			
IDEAL LAP TIME : 1:58.892		BEST LAP TIME : 1:58.998		DIFFERENCE : 0.106			
D1: Michael ORANT		D2: Adam HATFIELD (PS)					
LAP	SECTOR 1	SECTOR 2	SECTOR 3	LAP TIME	MPH	DIFF	TIME OF DAY
1 -		43.476	40.081	2:08.255	83.33	9.257	15:57:03.766
2 -	37.917	43.444	40.853	2:02.214	87.45	3.216	15:59:05.980
3 -	37.767	43.497	40.350	2:01.614	87.88	2.616	16:01:07.594
4 -	37.650	43.037	40.100	2:00.787	88.48	1.789	16:03:08.381
5 -	37.637	42.799	39.788	2:00.224	88.90	1.226	16:05:08.605
6 -	37.708	42.766	39.586	2:00.060	89.02	1.062	16:07:08.665
7 -	37.326	42.478	39.589	1:59.393	89.52	0.395	16:09:08.058
8 -	37.198	42.507	39.700	1:59.405	89.51	0.407	16:11:07.463
9 -	37.169	42.428	39.401	1:58.998 (1)	89.81		16:13:06.461
10 -	37.312	42.381	39.358	1:59.051 (2)	89.77	0.053	16:15:05.512
11 -	37.254	42.401	40.053	1:59.708	89.28	0.710	16:17:05.220
12 -	37.216	42.829	39.342	1:59.387	89.52	0.389	16:19:04.607
13 -	37.180	42.442	39.635	1:59.257 (3)	89.62	0.259	16:21:03.864

P9 75 GTC Team Parker Racing				Porsche 911 GT3 Cup			
IDEAL LAP TIME : 1:58.494		BEST LAP TIME : 1:59.037		DIFFERENCE : 0.543			
D1: Keith BUSH							
LAP	SECTOR 1	SECTOR 2	SECTOR 3	LAP TIME	MPH	DIFF	TIME OF DAY
1 -		46.237	41.596	2:12.480	80.67	13.443	15:57:07.991
2 -	38.633	44.173	41.180	2:03.986	86.20	4.949	15:59:11.977
3 -	38.272	43.169	40.932	2:02.373	87.34	3.336	16:01:14.350
4 -	37.909	43.012	40.912	2:01.833	87.72	2.796	16:03:16.183
5 -	37.895	42.704	40.548	2:01.147	88.22	2.110	16:05:17.330
6 -	37.686	42.425	40.581	2:00.692	88.55	1.655	16:07:18.022
7 -	38.959	43.237	40.651	2:02.847	87.00	3.810	16:09:20.869
8 -	37.419	41.955	39.981	1:59.355 (2)	89.54	0.318	16:11:20.224
9 -	36.948	42.070	40.611	1:59.629 (3)	89.34	0.592	16:13:19.853
10 -	38.161	42.142	40.380	2:00.683	88.56	1.646	16:15:20.536
11 -	37.175	42.608	39.919	1:59.702	89.28	0.665	16:17:20.238
12 -	37.447	42.169	41.044	2:00.660	88.58	1.623	16:19:20.898
13 -	37.491	41.788	39.758	1:59.037 (1)	89.78		16:21:19.935

GT Cup Championship

RACE 10 - SECTOR ANALYSIS



SECTOR 1 = FL to I1, SECTOR 2 = I1 to I2, SECTOR 3 = I2 to FL, DIFF = Difference To Personal Best Lap, P = Crossed Finish Line in Pit Lane, D = Time Disallowed

P10 50 GTH MKH Racing				Aston Martin Vantage GT4			
IDEAL LAP TIME : 2:03.602		BEST LAP TIME : 2:03.602		DIFFERENCE : 0.000			
D1: Peter MONTAGUE		D2: Stuart HALL (P)					
LAP	SECTOR 1	SECTOR 2	SECTOR 3	LAP TIME	MPH	DIFF	TIME OF DAY
1 -		45.923	42.301	2:13.890	79.82	10.288	15:57:09.401
2 -	39.801	45.015	43.382	2:08.198	83.37	4.596	15:59:17.599
3 -	39.747	44.601	42.900	2:07.248	83.99	3.646	16:01:24.847
4 -	39.554	44.546	42.587	2:06.687	84.36	3.085	16:03:31.534
5 -	39.954	44.860	43.429	2:08.243	83.34	4.641	16:05:39.777
6 -	40.408	45.420	44.047	2:09.875	82.29	6.273	16:07:49.652
7 -	40.522	44.912	43.226	2:08.660	83.07	5.058	16:09:58.312
8 -	40.355	44.683	42.801	2:07.839	83.60	4.237	16:12:06.151
9 -	39.818	45.514	42.924	2:08.256	83.33	4.654	16:14:14.407
10 -	39.402	44.048	42.429	2:05.879	84.90	2.277	16:16:20.286
11 -	39.242	44.134	42.048	2:05.424 (3)	85.21	1.822	16:18:25.710
12 -	38.456	43.586	41.560	2:03.602 (1)	86.47		16:20:29.312
13 -	38.811	43.836	41.884	2:04.531 (2)	85.82	0.929	16:22:33.843

P11 1 GTO Kendall Developments				Lamborghini Huracan GT3 Evo			
IDEAL LAP TIME : 1:55.747		BEST LAP TIME : 1:55.786		DIFFERENCE : 0.039			
D1: Paul BAILEY		D2: David BRABHAM (P)					
LAP	SECTOR 1	SECTOR 2	SECTOR 3	LAP TIME	MPH	DIFF	TIME OF DAY
1 -		44.155	38.868	4:37.638	38.49	2:41.852	15:59:33.149
2 -	36.526	41.107	39.468	1:57.101	91.27	1.315	16:01:30.250
3 -	36.893	41.452	38.563	1:56.908	91.42	1.122	16:03:27.158
4 -	36.417	40.767	38.602	1:55.786 (1)	92.30		16:05:22.944
5 -	36.420	41.095	38.708	1:56.223 (2)	91.96	0.437	16:07:19.167
6 -	37.089	41.320	39.620	1:58.029	90.55	2.243	16:09:17.196
7 -	36.500	41.280	38.655	1:56.435 (3)	91.79	0.649	16:11:13.631
8 -	36.877	41.286	39.044	1:57.207	91.18	1.421	16:13:10.838
9 -	37.219	41.601	39.330	1:58.150	90.46	2.364	16:15:08.988
10 -	36.937	42.612	39.897	1:59.446	89.48	3.660	16:17:08.434
11 -	37.648	41.869	39.667	1:59.184	89.67	3.398	16:19:07.618
12 -	37.597	42.007	40.730	2:00.334	88.82	4.548	16:21:07.952

P12 370 GTA Jolt Racing				McLaren 570S GT4			
IDEAL LAP TIME : 2:09.202		BEST LAP TIME : 2:09.853		DIFFERENCE : 0.651			
D1: Rupert WILLIAMS		D2: John INGRAM (PS)					
LAP	SECTOR 1	SECTOR 2	SECTOR 3	LAP TIME	MPH	DIFF	TIME OF DAY
1 -		45.552	43.033	2:15.650	78.79	5.797	15:57:11.161
2 -	41.363	45.119	43.371	2:09.853 (1)	82.30		15:59:21.014
3 -	41.069	45.100	44.027	2:10.196 (2)	82.09	0.343	16:01:31.210
4 -	42.210	45.574	45.303	2:13.087	80.30	3.234	16:03:44.297
5 -	42.079	46.491	44.564	2:13.134	80.28	3.281	16:05:57.431
6 -	42.836	46.481	45.256	2:14.573	79.42	4.720	16:08:12.004
7 -	42.842	46.712	45.459	2:15.013	79.16	5.160	16:10:27.017
8 -	42.607	45.988	44.584	2:13.179	80.25	3.326	16:12:40.196
9 -	43.156	47.172	45.358	2:15.686	78.77	5.833	16:14:55.882
10 -	41.708	46.383	44.310	2:12.401 (3)	80.72	2.548	16:17:08.283
11 -	42.764	45.858	44.162	2:12.784	80.49	2.931	16:19:21.067
12 -	42.288	45.760	44.648	2:12.696	80.54	2.843	16:21:33.763

P13 5 GTO CTR Developments				Porsche 935			
IDEAL LAP TIME : 1:55.429		BEST LAP TIME : 1:56.336		DIFFERENCE : 0.907			
D1: Richard CHAMBERLAIN							
LAP	SECTOR 1	SECTOR 2	SECTOR 3	LAP TIME	MPH	DIFF	TIME OF DAY
1 -		40.859	38.652	1:58.184 (2)	90.43	1.848	15:56:53.695
2 -	36.151	41.218	38.967	1:56.336 (1)	91.87		15:58:50.031

RACE 10 - BEST SECTORS

Printed - 16:28 Sunday, 02 June 2024

GT Cup Championship

RACE 10 - STATISTICS

Competitors Started	13
Planned Start	2024-06-02 @ 15:55:00.000
Actual Start	2024-06-02 @ 15:54:55.510
Finish Time	2024-06-02 @ 16:20:55.960
Track Length	2.9689mi.
Total Laps	162
Total Distance Covered	480.9636mi.

Session Fastest Lap History

NO	CL	NAME	LAP TIME	TIME OF DAY	LAP	VEHICLE
6	GTO	Team Abba Racing	1:54.481	15:56:50.002	1	Mercedes AMG GT3
6	GTO	Team Abba Racing	1:51.717	15:58:41.720	2	Mercedes AMG GT3
6	GTO	Team Abba Racing	1:51.042	16:00:32.762	3	Mercedes AMG GT3
6	GTO	Team Abba Racing	1:50.578	16:02:23.340	4	Mercedes AMG GT3
6	GTO	Team Abba Racing	1:49.472	16:04:12.813	5	Mercedes AMG GT3
6	GTO	Team Abba Racing	1:49.397	16:06:02.210	6	Mercedes AMG GT3
6	GTO	Team Abba Racing	1:48.439	16:13:21.145	10	Mercedes AMG GT3

Session Leader History

NO	CL	NAME	FROM LAP	LAPS LED	DISTANCE	VEHICLE
6	GTO	Team Abba Racing	1	14	41.56 miles	Mercedes AMG GT3

Flag History

TYPE	TIME OF DAY
GREEN	15:54:55.510
FINISH	16:20:55.960

Flag Statistics

TYPE	COUNT	TOTAL LAPS	TOTAL TIME
Green	1	14	30:38.409
Red	0	0	0.000
Safety Car	0	0	0.000
FCY	0	0	0.000

GT Cup Championship

RACE 10 - STATISTICS

CLASS : GTO 3 Starters

Fastest Lap History

NO	NAME	LAP TIME	TIME OF DAY	LAP	VEHICLE
6	Team Abba Racing	1:54.481	15:56:50.002	1	Mercedes AMG GT3
6	Team Abba Racing	1:51.717	15:58:41.720	2	Mercedes AMG GT3
6	Team Abba Racing	1:51.042	16:00:32.762	3	Mercedes AMG GT3
6	Team Abba Racing	1:50.578	16:02:23.340	4	Mercedes AMG GT3
6	Team Abba Racing	1:49.472	16:04:12.813	5	Mercedes AMG GT3
6	Team Abba Racing	1:49.397	16:06:02.210	6	Mercedes AMG GT3
6	Team Abba Racing	1:48.439	16:13:21.145	10	Mercedes AMG GT3

Leader History

NO	NAME	FROM LAP	LAPS LED	DISTANCE	VEHICLE
6	Team Abba Racing	1	14	41.56 miles	Mercedes AMG GT3

GT Cup Championship

RACE 10 - STATISTICS

CLASS : GTC

4 Starters

Fastest Lap History

NO	NAME	LAP TIME	TIME OF DAY	LAP	VEHICLE
3	Topcats Racing	1:59.163	15:56:54.687	1	Lamborghini Super Trofeo
3	Topcats Racing	1:55.973	15:58:50.661	2	Lamborghini Super Trofeo
3	Topcats Racing	1:55.291	16:00:45.951	3	Lamborghini Super Trofeo
3	Topcats Racing	1:54.694	16:02:40.645	4	Lamborghini Super Trofeo
3	Topcats Racing	1:54.615	16:04:35.260	5	Lamborghini Super Trofeo
3	Topcats Racing	1:53.936	16:06:29.197	6	Lamborghini Super Trofeo
3	Topcats Racing	1:53.782	16:08:22.978	7	Lamborghini Super Trofeo
3	Topcats Racing	1:53.693	16:12:10.686	9	Lamborghini Super Trofeo
2	Topcats Racing	1:53.325	16:17:57.052	12	Lamborghini Super Trofeo
2	Topcats Racing	1:53.276	16:19:50.328	13	Lamborghini Super Trofeo

Leader History

NO	NAME	FROM LAP	LAPS LED	DISTANCE	VEHICLE
3	Topcats Racing	1	10	29.68 miles	Lamborghini Super Trofeo
2	Topcats Racing	11	4	11.87 miles	Lamborghini Super Trofeo

GT Cup Championship

RACE 10 - STATISTICS

CLASS : GTH5 Starters

Fastest Lap History

NO	NAME	LAP TIME	TIME OF DAY	LAP	VEHICLE
10	Forsetti Motorsport	2:03.543	15:56:59.074	1	Aston Martin Vantage GT4
10	Forsetti Motorsport	1:58.833	15:58:57.907	2	Aston Martin Vantage GT4
9	Forsetti Motorsport	1:58.715	15:58:58.490	2	Aston Martin Vantage GT4
10	Forsetti Motorsport	1:58.160	16:00:56.067	3	Aston Martin Vantage GT4
10	Forsetti Motorsport	1:57.933	16:02:54.000	4	Aston Martin Vantage GT4
9	Forsetti Motorsport	1:57.769	16:02:54.519	4	Aston Martin Vantage GT4
9	Forsetti Motorsport	1:57.622	16:04:52.140	5	Aston Martin Vantage GT4
10	Forsetti Motorsport	1:57.538	16:12:42.895	9	Aston Martin Vantage GT4
9	Forsetti Motorsport	1:57.417	16:12:43.241	9	Aston Martin Vantage GT4

Leader History

NO	NAME	FROM LAP	LAPS LED	DISTANCE	VEHICLE
10	Forsetti Motorsport	1	14	41.56 miles	Aston Martin Vantage GT4

GT Cup Championship

RACE 10 - STATISTICS

CLASS : GTA1 Starters

Fastest Lap History

NO	NAME	LAP TIME	TIME OF DAY	LAP	VEHICLE
370	Jolt Racing	2:15.650	15:57:11.171	1	McLaren 570S GT4
370	Jolt Racing	2:09.853	15:59:21.024	2	McLaren 570S GT4

Leader History

NO	NAME	FROM LAP	LAPS LED	DISTANCE	VEHICLE
370	Jolt Racing	1	12	35.62 miles	McLaren 570S GT4