



GT CUP CHAMPIONSHIP



MSVR GB3 & GB4 Championships

Silverstone GP

27th / 28th July 2024

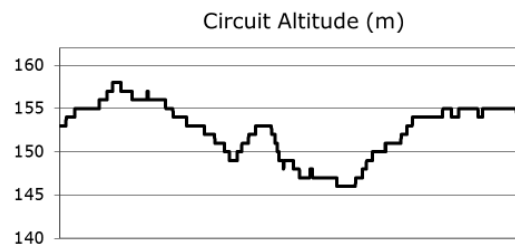
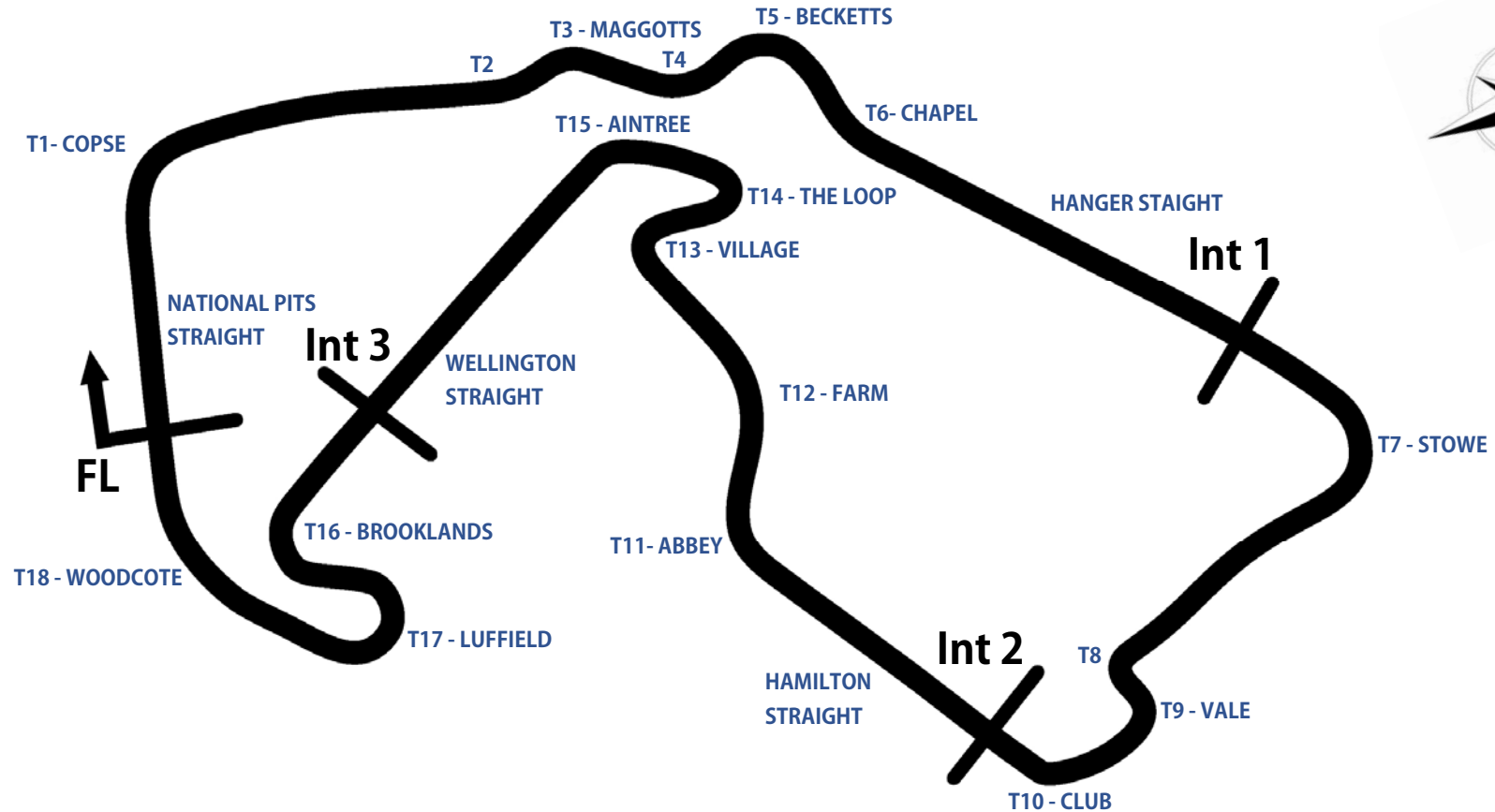


Timing & Results Provided by Timing Solutions Ltd

www.tsl-timing.com

Silverstone GP Circuit

Silverstone, Towcester, Northamptonshire, UK



Length	3.6605 miles 5.891 km 5891.0 m		
FL		52.07872 N	1.01711 W
Int 1	2033m	52.06559 N	1.01486 W
Int 2	3168m	52.06826 N	1.02344 W
Int 3	4857m	52.07603 N	1.01669 W
Pit Entry	5839m	52.07859 N	1.01758 W
Pit Exit	305m after FL	52.07880 N	1.01268 W
Pit Entry - Pit Exit	336m, 24.2s @ 50kph, 20.1s @ 60kph		

2024 GT Cup Championship

SATURDAY PRACTICE - CLASSIFICATION

POS	NO	CL	PIC	TEAM / DRIVERS	CAR	TIME	ON	LAPS	GAP	DIFF	MPH
1	6*	GTO	1	Team Abba Racing Richard NEARY / Ian LOGGIE	Mercedes AMG GT3	2:00.345	3	7			109.50
2	97	GT3	1	Beechdean Motorsport Andrew HOWARD / Darren TURNER (PRO) (INV)	Aston Martin Vantage GT3	2:00.534	2	7	0.189	0.189	109.32
3	99	GTO	2	Tim Gray Motorsport Steve BURGESS	Radical RXC	2:03.582	3	4	3.237	3.048	106.63
4	5	GTO	3	CTR Developments Richard CHAMBERLAIN	Porsche 935	2:04.976	5	5	4.631	1.394	105.44
5	24*	GT3	2	Greystone GT Andrey BORDIN / Ed PEAD (PRO) (INV)	McLaren 720S GT3	2:05.997	6	7	5.652	1.021	104.58
6	28	GTO	4	Kendall Developments Paul BAILEY / David BRABHAM (PRO)	Lamborghini Super Trofeo	2:06.711	2	6	6.366	0.714	103.99
7	33*	GT3	3	G-Cat Racing Shamus JENNINGS / Greg CATON	Porsche 911 GTR GT3	2:07.434	5	7	7.089	0.723	103.40
8	2*	GTC	1	Topcats Racing Charlotte GILBERT / Tom RAWLINGS (PS)	Lamborghini Super Trofeo	2:07.982	4	6	7.637	0.548	102.96
9	3	GTC	2	Topcats Racing Warren GILBERT / Fraser FENWICK	Lamborghini Super Trofeo	2:08.724	5	6	8.379	0.742	102.37
10	62	GTC	3	Woodrow Motorsport Kevin CLARKE (INV)	Lamborghini Super Trofeo	2:09.148	4	6	8.803	0.424	102.03
11	80*	GTC	4	Team Trofeo Racing James CALEY / Bill CALEY (INV)	Porsche 911 GT3 Cup	2:10.535	5	7	10.190	1.387	100.95
12	11	GTH	1	Paddock Motorsport Michael ORANT / Thomas HOLLAND (PS)	McLaren Artura GT4	2:11.219	6	6	10.874	0.684	100.42
13	9	GTH	2	Forsetti Motorsport Matthew HIGGINS / Mikey PORTER (PS)	Aston Martin Vantage GT4	2:12.232	2	4	11.887	1.013	99.65
14	75	GTC	5	Team Parker Racing Keith BUSH	Porsche 911 GT3 Cup	2:12.276	4	7	11.931	0.044	99.62
15	72	GTC	6	Woodrow Motorsport Chris MURPHY	BMW M3 GTR	2:12.938	4	5	12.593	0.662	99.12
16	86	GTH	3	SVG Motorsport Liona THEOBALD / Owen HIZZEY (PS)	Ginetta G56 GT4	2:13.351	3	6	13.006	0.413	98.82
17	40*	GTC	7	Woodrow Motorsport Jasva SAPRA (INV)	BMW E46	2:16.425	4	5	16.080	3.074	96.59
18	370	GTA	1	Jolt Racing Rupert WILLIAMS / John INGRAM (PS)	McLaren 570S GT4	2:18.914	6	7	18.569	2.489	94.86
19	10	GTH	4	Forsetti Motorsport Sam NESER / Will ORTON (PS)	Aston Martin Vantage GT4		0	4			

Comments:

No. 2, 6, 24, 33, 40, 80 - 1 Lap time disallowed; exceeding track limits.

Weather / Track : Bright / Dry

These results are provisional until the conclusion of any judicial and technical matters.

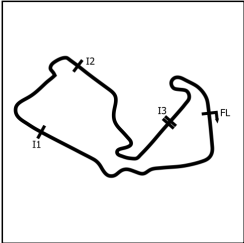
Date: 27/07/2024 Start: 09:55 Finish: 10:10

Silverstone GP: 3.6604 miles

Clerk Of Course: Andy Stevens	Stewards:	Timekeeper: Gethin Rees	
-------------------------------	-----------	-------------------------	---

2024 GT Cup Championship

SATURDAY PRACTICE - SECTOR ANALYSIS



SECTOR 1 = FL to I1, SECTOR 2 = I1 to I2, SECTOR 3 = I2 to I3, SECTOR 4 = I3 to FL, DIFF = Difference To Personal Best Lap, P = Crossed Finish Line in Pit Lane, D = Time Disallowed

P1		6 GTO				Team Abba Racing				Mercedes AMG GT3			
IDEAL LAP TIME : 2:00.194				BEST LAP TIME : 2:00.345				DIFFERENCE : 0.151					
D1: Richard NEARY				D2: Ian LOGGIE									
LAP	SECTOR 1		SECTOR 2		SECTOR 3		SECTOR 4		LAP TIME	MPH	DIFF	TIME OF DAY	
1 - D1 OUTLAP	150.1		27.049	112.5	36.945	153.2	23.452	141.7				09:57:12.075	
2 - D1	37.332	150.8	26.133	113.5	36.452	154.2	22.863	142.0	2:02.780 (3)	107.32	2.435	09:59:14.855	
3 - D1	36.366	152.1	25.480	115.1	35.896	156.0	22.603	142.3	2:00.345 (1)	109.50		10:01:15.200	
4 - D1	36.218	153.5	25.683	116.7	36.283	156.4	IN PIT		2:03.894 D	106.36	3.546	10:03:19.091	
5 - D1 OUTLAP	154.2		28.340	103.7	40.513	151.1	23.222	142.0	3:56.266	55.77	1:55.921	10:07:15.357	
6 - D1	37.765	152.5	25.477	116.9	36.531	155.7	22.793	142.0	2:02.566 (2)	107.51	2.221	10:09:17.923	
7 - D1	38.768	153.9	25.745	115.7	36.145	155.7	23.729	141.1	2:04.387	105.94	4.042	10:11:22.310	

P2		97 GT3				Beechdean Motorsport				Aston Martin Vantage GT3			
IDEAL LAP TIME : 1:59.885				BEST LAP TIME : 2:00.534				DIFFERENCE : 0.649					
D1: Andrew HOWARD				D2: Darren TURNER (PRO) (IN)									
LAP	SECTOR 1		SECTOR 2		SECTOR 3		SECTOR 4		LAP TIME	MPH	DIFF	TIME OF DAY	
1 - D1 OUTLAP	145.5		25.821	112.4	36.366	147.8	22.622	135.8				09:57:03.521	
2 - D1	36.661	148.1	25.189	116.1	36.090	148.1	22.594	136.4	2:00.534 (1)	109.32		09:59:04.055	
3 - D1	36.349	148.7	25.050	115.9	35.892	148.1	IN PIT		2:01.415 P	108.53	0.881	10:01:05.470	
4 - D1 OUTLAP	148.1		26.286	112.7	36.855	146.8	23.056	135.5	3:24.405	64.46	1:23.871	10:04:29.875	
5 - D1	36.892	149.4	26.201	107.3	37.656	146.8	23.183	135.8	2:03.932	106.33	3.398	10:06:33.807	
6 - D1	36.721	149.4	25.706	112.7	36.597	146.8	23.038	135.5	2:02.062 (2)	107.95	1.528	10:08:35.869	
7 - D1	36.959	149.4	25.731	112.5	36.878	148.1	22.918	136.1	2:02.486 (3)	107.58	1.952	10:10:38.355	

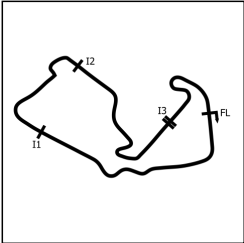
P3		99 GTO				Tim Gray Motorsport				Radical RXC			
IDEAL LAP TIME : 2:02.160				BEST LAP TIME : 2:03.582				DIFFERENCE : 1.422					
D1: Steve BURGESS													
LAP	SECTOR 1		SECTOR 2		SECTOR 3		SECTOR 4		LAP TIME	MPH	DIFF	TIME OF DAY	
1 - D1 OUTLAP	154.2		28.203	108.5	39.323	152.8	24.399	141.7				09:58:12.383	
2 - D1	38.167	157.5	26.785	113.3	36.843	158.2	23.365	145.8	2:05.160 (2)	105.28	1.578	10:00:17.543	
3 - D1	36.947	160.1	26.709	107.8	36.712	159.4	23.214	144.8	2:03.582 (1)	106.63		10:02:21.125	
4 - D1	36.555	161.7	25.894	115.5	36.497	145.2	IN PIT		2:13.053 P	99.04	9.471	10:04:34.178	

P4		5 GTO				CTR Developments				Porsche 935			
IDEAL LAP TIME : 2:04.513				BEST LAP TIME : 2:04.976				DIFFERENCE : 0.463					
D1: Richard CHAMBERLAIN													
LAP	SECTOR 1		SECTOR 2		SECTOR 3		SECTOR 4		LAP TIME	MPH	DIFF	TIME OF DAY	
1 - D1 OUTLAP	114.5		30.387	106.1	38.663	148.4	24.651	142.3				09:57:20.731	
2 - D1	40.761	156.0	27.514	112.7	38.675	129.5	24.533	143.9	2:11.483	100.22	6.507	09:59:32.214	
3 - D1	37.698	158.2	26.891	114.7	37.831	154.6	23.974	143.9	2:06.394 (3)	104.25	1.418	10:01:38.608	
4 - D1	37.477	161.3	26.507	112.5	37.568	154.6	23.507	145.1	2:05.059 (2)	105.37	0.083	10:03:43.667	
5 - D1	37.348	160.1	26.757	116.1	37.151	156.4	23.720	144.8	2:04.976 (1)	105.44		10:05:48.643	

P5		24 GT3				Greystone GT				McLaren 720S GT3			
IDEAL LAP TIME : 2:05.709				BEST LAP TIME : 2:05.997				DIFFERENCE : 0.288					
D1: Andrey BORODIN				D2: Ed PEAD (PRO) (INV)									
LAP	SECTOR 1		SECTOR 2		SECTOR 3		SECTOR 4		LAP TIME	MPH	DIFF	TIME OF DAY	
1 - D1 OUTLAP	144.9		28.083	109.4	39.132	144.6	23.992	136.4				09:58:37.881	
2 - D1	39.642	147.1	27.367	110.5	39.050	146.8	23.785	136.1	2:09.844 D	101.48	3.847	10:00:47.725	
3 - D1	38.774	148.1	26.755	113.9	38.756	147.1	23.630	136.1	2:07.915 (3)	103.01	1.918	10:02:55.640	
4 - D1	38.080	148.4	26.714	111.2	37.995	150.4	23.673	137.0	2:06.462 (2)	104.20	0.465	10:05:02.102	
5 - D1	39.657	150.8	27.571	111.1	38.135	147.8	24.295	135.8	2:09.658	101.63	3.661	10:07:11.760	
6 - D1	37.668	149.1	26.580	111.8	38.283	148.4	23.466	136.4	2:05.997 (1)	104.58		10:09:17.757	
7 - D1	38.883	148.7	27.075	113.5	38.000	148.4	IN PIT		2:20.590 P	93.73	14.593	10:11:38.347	

2024 GT Cup Championship

SATURDAY PRACTICE - SECTOR ANALYSIS



SECTOR 1 = FL to I1, SECTOR 2 = I1 to I2 SECTOR 3 = I2 to I3, SECTOR 4 = I3 to FL, DIFF = Difference To Personal Best Lap, P = Crossed Finish Line in Pit Lane, D = Time Disallowed

P6 28 GTO		Kendall Developments		Lamborghini Super Trofeu							
IDEAL LAP TIME : 2:05.764		BEST LAP TIME : 2:06.711		DIFFERENCE : 0.947							
D1: Paul BAILEY		D2: David BRABHAM (PRO)									
LAP	SECTOR 1	SECTOR 2	SECTOR 3	SECTOR 4	LAP TIME	MPH	DIFF	TIME OF DAY			

1 - D1 OUTLAP	116.7	28.635	110.5	39.997	141.5	23.809	141.1				09:57:55.911
2 - D1	38.496	154.2	27.323	107.5	37.791	152.1	23.101	141.4	2:06.711 (1)	103.99	10:00:02.622
3 - D1	38.154	154.6	26.718	113.5	39.182	129.5	IN PIT		2:16.828 P	96.30	10:02:19.450
4 - D1 OUTLAP	152.8	28.199	108.7	40.251	149.7	24.427	138.1	4:49.154	45.57	2:42.443	10:07:08.604
5 - D1	39.654	153.5	27.370	108.0	41.305	148.7	24.824	136.4	2:13.153 (3)	98.96	10:09:21.757
6 - D1	39.604	152.8	27.773	106.1	39.685	150.1	24.308	139.3	2:11.370 (2)	100.31	10:11:33.127

P7 33 GT3		G-Cat Racing		Porsche 911 GTR GT3					
IDEAL LAP TIME : 2:07.117		BEST LAP TIME : 2:07.434		DIFFERENCE : 0.317					
D1: Shamus JENNINGS		D2: Greg CATON							
LAP	SECTOR 1	SECTOR 2	SECTOR 3	SECTOR 4	LAP TIME	MPH	DIFF	TIME OF DAY	

1 - D1 OUTLAP	145.2	28.170	105.3	39.254	146.8	24.557	135.5				09:58:08.850
2 - D1	39.002	145.8	27.022	109.6	39.501	147.1	24.078	136.7	2:09.603	101.67	10:00:18.453
3 - D1	38.870	147.1	27.168	110.7	39.271	146.5	24.106	134.7	2:09.415 (3)	101.82	10:02:27.868
4 - D1	38.624	147.4	27.151	111.1	38.584	146.2	23.880	136.7	2:08.239 (2)	102.75	10:04:36.107
5 - D1	38.514	147.8	26.851	111.8	38.299	147.4	23.770	137.2	2:07.434 (1)	103.40	10:06:43.541
6 - D1	38.343	148.1	27.088	110.9	38.153	148.7	23.809	136.4	2:07.393 D	103.44	10:08:50.934
7 - D1	43.325	130.3	33.173	88.4	47.539	114.5	IN PIT		2:39.994 P	82.36	10:11:30.928

P8 2 GTC		Topcats Racing		Lamborghini Super Trofeo					
IDEAL LAP TIME : 2:07.375		BEST LAP TIME : 2:07.982		DIFFERENCE : 0.607					
D1: Charlotte GILBERT		D2: Tom RAWLINGS (PS)							
LAP	SECTOR 1	SECTOR 2	SECTOR 3	SECTOR 4	LAP TIME	MPH	DIFF	TIME OF DAY	

1 - D1 OUTLAP	138.3	28.904	102.1	38.881	151.1	24.657	138.7				09:57:43.683
2 - D1	39.189	152.1	28.324	108.0	38.522	151.1	24.244	139.3	2:10.279 (3)	101.15	09:59:53.962
3 - D1	38.394	153.2	26.979	111.4	38.375	152.5	24.265	139.6	2:08.013 (2)	102.94	10:02:01.975
4 - D1	38.544	153.5	27.106	104.2	38.398	151.8	23.934	140.2	2:07.982 (1)	102.96	10:04:09.957
5 - D1	38.420	154.9	27.105	111.6	38.068	152.5	24.133	139.3	2:07.726 D	103.17	10:06:17.683
6 - D1	38.648	155.3	27.098	109.8	38.243	151.8	IN PIT		2:10.776 P	100.76	10:08:28.459

P9 3 GTC		Topcats Racing		Lamborghini Super Trofeo					
IDEAL LAP TIME : 2:08.703		BEST LAP TIME : 2:08.724		DIFFERENCE : 0.021					
D1: Warren GILBERT		D2: Fraser FENWICK							
LAP	SECTOR 1	SECTOR 2	SECTOR 3	SECTOR 4	LAP TIME	MPH	DIFF	TIME OF DAY	

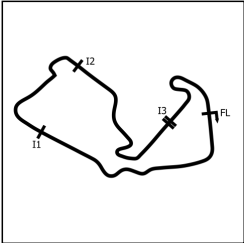
1 - D1 OUTLAP	129.8	30.730	99.2	40.114	146.8	25.131	134.2				09:57:34.059
2 - D1	39.792	151.8	27.906	106.1	38.914	147.4	24.426	136.7	2:11.038	100.56	09:59:45.097
3 - D1	39.764	152.8	27.442	105.3	39.115	148.7	24.355	135.8	2:10.676 (3)	100.84	10:01:55.773
4 - D1	39.365	152.1	27.335	108.5	38.456	150.1	24.649	137.2	2:09.805 (2)	101.51	10:04:05.578
5 - D1	39.031	153.5	27.276	109.6	38.348	150.4	24.069	137.5	2:08.724 (1)	102.37	10:06:14.302
6 - D1	39.010	153.2	29.399	67.8	47.418	128.0	IN PIT		2:26.868 P	89.72	10:08:41.170

P10 62 GTC		Woodrow Motorsport		Lamborghini Super Trofeo					
IDEAL LAP TIME : 2:09.051		BEST LAP TIME : 2:09.148		DIFFERENCE : 0.097					
D1: Kevin CLARKE (INV)									
LAP	SECTOR 1	SECTOR 2	SECTOR 3	SECTOR 4	LAP TIME	MPH	DIFF	TIME OF DAY	

1 - D1 OUTLAP	93.4	35.140	88.6	47.573	105.1	29.235	112.8				10:00:57.218
2 - D1	42.300	148.7	28.422	103.8	41.174	142.4	24.675	137.2	2:16.571	96.49	10:03:13.789
3 - D1	39.498	152.5	27.686	108.4	38.458	149.7	24.175	138.4	2:09.817 (2)	101.51	10:05:23.606
4 - D1	39.001	153.5	27.428	108.5	38.447	150.4	24.272	139.0	2:09.148 (1)	102.03	10:07:32.754
5 - D1	39.066	154.9	28.100	107.0	38.960	150.1	24.423	138.1	2:10.549 (3)	100.94	10:09:43.303
6 - D1	39.450	152.1	28.135	106.8	38.792	150.1	24.286	138.7	2:10.663	100.85	10:11:53.966

2024 GT Cup Championship

SATURDAY PRACTICE - SECTOR ANALYSIS



SECTOR 1 = FL to I1, SECTOR 2 = I1 to I2 SECTOR 3 = I2 to I3, SECTOR 4 = I3 to FL, DIFF = Difference To Personal Best Lap, P = Crossed Finish Line in Pit Lane, D = Time Disallowed

P11 80 GTC		Team Trofeo Racing				Porsche 911 GT3 Cup						
IDEAL LAP TIME : 2:10.535		BEST LAP TIME : 2:10.535				DIFFERENCE : 0.000						
D1: James CALEY		D2: Bill CALEY (INV)										
LAP	SECTOR 1		SECTOR 2		SECTOR 3		SECTOR 4		LAP TIME	MPH	DIFF	TIME OF DAY
1 - D1 OUTLAP	116.9		35.557	90.6	45.126	127.3	27.778	131.2				09:58:36.168
2 - D1	43.742	147.1	29.348	98.3	40.066	141.8	25.586	134.2	2:18.742	94.98	8.207	10:00:54.910
3 - D1	41.799	147.8	28.151	105.3	39.390	147.8	24.818	135.0	2:14.158 (3)	98.22	3.623	10:03:09.068
4 - D1	40.214	147.8	28.000	105.8	38.928	148.7	24.474	135.5	2:11.616 (2)	100.12	1.081	10:05:20.684
5 - D1	39.951	148.7	27.712	107.0	38.603	148.4	24.269	135.5	2:10.535 (1)	100.95		10:07:31.219
6 - D1	40.468	134.7	28.863	105.0	39.260	148.4	24.617	135.8	2:13.208 D	98.92	2.673	10:09:44.427
7 - D1	40.147	146.8	30.508	96.4	41.272	143.0	IN PIT		2:26.764 P	89.78	16.229	10:12:11.191

P12 11 GTH		Paddock Motorsport				McLaren Artura GT4						
IDEAL LAP TIME : 2:11.096		BEST LAP TIME : 2:11.219				DIFFERENCE : 0.123						
D1: Michael ORANT		D2: Thomas HOLLAND (PS)										
LAP	SECTOR 1		SECTOR 2		SECTOR 3		SECTOR 4		LAP TIME	MPH	DIFF	TIME OF DAY
1 - D1 OUTLAP	136.9		28.806	103.2	41.683	98.3	27.241	125.5				09:57:42.184
2 - D1	40.739	140.3	28.630	104.5	40.538	136.6	24.889	124.7	2:14.796 (3)	97.76	3.577	09:59:56.980
3 - D1	40.453	139.2	28.056	105.0	39.923	136.6	IN PIT		2:15.457 P	97.28	4.238	10:02:12.437
4 - D1 OUTLAP	138.3		27.751	105.3	39.567	135.8	24.580	124.7	4:13.193	52.04	2:01.974	10:06:25.630
5 - D1	39.975	138.6	27.860	105.3	39.374	136.6	24.656	124.7	2:11.865 (2)	99.93	0.646	10:08:37.495
6 - D1	40.098	138.9	27.461	105.6	39.258	136.3	24.402	124.7	2:11.219 (1)	100.42		10:10:48.714

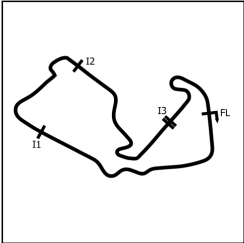
P13 9 GTH		Forsetti Motorsport				Aston Martin Vantage GT4						
IDEAL LAP TIME : 2:12.190		BEST LAP TIME : 2:12.232				DIFFERENCE : 0.042						
D1: Matthew HIGGINS		D2: Mikey PORTER (PS)										
LAP	SECTOR 1		SECTOR 2		SECTOR 3		SECTOR 4		LAP TIME	MPH	DIFF	TIME OF DAY
1 - D2 OUTLAP	138.0		28.103	102.7	40.571	132.3	25.269	126.7				09:57:25.335
2 - D2	40.380	139.5	27.625	105.3	39.380	136.6	24.847	126.2	2:12.232 (1)	99.65		09:59:37.567
3 - D2	40.397	138.6	27.680	105.3	39.485	136.6	IN PIT		2:14.837 P	97.73	2.605	10:01:52.404
4 - D2 OUTLAP	138.9		27.583	102.6	39.589	136.6	IN PIT		4:18.102 P	51.05	2:05.870	10:06:10.506

P14 75 GTC		Team Parker Racing				Porsche 911 GT3 Cup						
IDEAL LAP TIME : 2:12.276		BEST LAP TIME : 2:12.276				DIFFERENCE : 0.000						
D1: Keith BUSH												
LAP	SECTOR 1		SECTOR 2		SECTOR 3		SECTOR 4		LAP TIME	MPH	DIFF	TIME OF DAY
1 - D1 OUTLAP	146.2		31.309	98.3	44.143	146.2	26.049	133.3				09:58:18.068
2 - D1	41.883	148.1	29.283	101.5	40.672	146.2	25.212	135.5	2:17.050	96.15	4.774	10:00:35.118
3 - D1	40.588	149.1	28.678	101.9	40.041	147.4	24.974	135.8	2:14.281 (2)	98.13	2.005	10:02:49.399
4 - D1	39.426	149.7	28.243	103.5	39.989	147.4	24.618	135.0	2:12.276 (1)	99.62		10:05:01.675
5 - D1	39.604	150.1	30.159	100.7	44.095	144.0	25.427	129.9	2:19.285	94.61	7.009	10:07:20.960
6 - D1	40.661	149.1	28.553	105.1	40.400	144.9	24.918	135.8	2:14.532 (3)	97.95	2.256	10:09:35.492
7 - D1	39.753	150.1	29.081	102.6	41.280	146.5	25.036	135.5	2:15.150	97.50	2.874	10:11:50.642

P15 72 GTC		Woodrow Motorsport				BMW M3 GTR						
IDEAL LAP TIME : 2:12.644		BEST LAP TIME : 2:12.938				DIFFERENCE : 0.294						
D1: Chris MURPHY												
LAP	SECTOR 1		SECTOR 2		SECTOR 3		SECTOR 4		LAP TIME	MPH	DIFF	TIME OF DAY
1 - D1 OUTLAP	126.8		31.103	93.3	43.523	133.4	26.034	126.7				09:58:14.276
2 - D1	43.194	139.5	28.717	101.0	40.259	138.9	24.776	129.2	2:16.946 (3)	96.22	4.008	10:00:31.222
3 - D1	40.649	143.7	28.098	103.8	40.056	140.1	24.514	129.7	2:13.317 (2)	98.84	0.379	10:02:44.539
4 - D1	40.415	144.3	27.915	102.6	39.867	140.6	24.741	129.9	2:12.938 (1)	99.12		10:04:57.477
5 - D1	40.439	143.7	27.848	102.1	40.513	136.3	IN PIT		2:22.767 P	92.30	9.829	10:07:20.244

2024 GT Cup Championship

SATURDAY PRACTICE - SECTOR ANALYSIS



SECTOR 1 = FL to I1, SECTOR 2 = I1 to I2 SECTOR 3 = I2 to I3, SECTOR 4 = I3 to FL, DIFF = Difference To Personal Best Lap, P = Crossed Finish Line in Pit Lane, D = Time Disallowed

P16 86 GTH		SVG Motorsport				Ginetta G56 GT4						
IDEAL LAP TIME : 2:12.064				BEST LAP TIME : 2:13.351				DIFFERENCE : 1.287				
D1: Liona THEOBALD				D2: Owen HIZZEY (PS)								
LAP	SECTOR 1		SECTOR 2		SECTOR 3		SECTOR 4		LAP TIME	MPH	DIFF	TIME OF DAY
1 - D1 OUTLAP	134.7		31.584	99.8	41.517	132.1	26.729	125.5				09:57:40.502
2 - D1	41.516	137.7	28.774	103.8	41.257	122.4	25.489	125.9	2:17.036 (3)	96.16	3.685	09:59:57.538
3 - D1	40.659	138.6	28.263	105.1	39.626	138.9	24.803	126.2	2:13.351 (1)	98.82		10:02:10.889
4 - D1	40.780	138.9	28.097	104.0	39.632	137.7	24.914	126.2	2:13.423 (2)	98.76	0.072	10:04:24.312
5 - D1	40.318	138.9	28.851	98.8	39.882	138.0	IN PIT		2:17.748 P	95.66	4.397	10:06:42.060
6 - D1 OUTLAP	137.7		27.662	105.5	39.507	136.9	24.577	125.2	3:49.648	57.38	1:36.297	10:10:31.708

P17 40 GTC		Woodrow Motorsport				BMW E46						
IDEAL LAP TIME : 2:14.696				BEST LAP TIME : 2:16.425				DIFFERENCE : 1.729				
D1: Jasva SAPRA (INV)												
LAP	SECTOR 1		SECTOR 2		SECTOR 3		SECTOR 4		LAP TIME	MPH	DIFF	TIME OF DAY
1 - D1 OUTLAP	131.5		32.965	89.4	43.873	139.5	26.683	123.3				10:00:54.598
2 - D1	43.525	133.4	29.048	103.2	42.800	137.2	25.509	127.7	2:20.882 (3)	93.53	4.457	10:03:15.480
3 - D1	41.477	133.9	28.582	101.3	41.248	139.2	25.501	123.8	2:16.808 (2)	96.32	0.383	10:05:32.288
4 - D1	41.909	136.9	28.447	99.2	40.769	139.2	25.300	126.4	2:16.425 (1)	96.59		10:07:48.713
5 - D1	41.034	137.2	28.111	102.9	40.379	140.1	25.172	126.4	2:14.696 D	97.83		10:10:03.409

P18 370 GTA		Jolt Racing				McLaren 570S GT4						
IDEAL LAP TIME : 2:18.844				BEST LAP TIME : 2:18.914				DIFFERENCE : 0.070				
D1: Rupert WILLIAMS				D2: John INGRAM (PS)								
LAP	SECTOR 1		SECTOR 2		SECTOR 3		SECTOR 4		LAP TIME	MPH	DIFF	TIME OF DAY
1 - D1 OUTLAP	134.4		31.794	94.3	43.541	134.7	26.180	123.8				09:57:49.598
2 - D1	42.612	138.9	29.287	98.9	41.607	137.2	25.930	124.0	2:19.436 (2)	94.50	0.522	10:00:09.034
3 - D1	43.248	137.5	29.493	98.5	41.942	135.8	26.303	123.6	2:20.986	93.46	2.072	10:02:30.020
4 - D1	43.477	138.3	29.396	97.5	41.820	136.6	25.930	123.8	2:20.623	93.71	1.709	10:04:50.643
5 - D1	43.093	138.3	29.200	99.5	42.929	135.2	26.483	123.3	2:21.705	92.99	2.791	10:07:12.348
6 - D1	42.676	139.5	29.099	96.6	41.203	137.2	25.936	123.3	2:18.914 (1)	94.86		10:09:31.262
7 - D1	42.818	138.0	29.563	97.8	41.901	136.6	26.229	123.8	2:20.511 (3)	93.78	1.597	10:11:51.773

P19 10 GTH		Forsetti Motorsport				Aston Martin Vantage GT4						
IDEAL LAP TIME : 2:10.662				BEST LAP TIME :				DIFFERENCE :				
D1: Sam NESER				D2: Will ORTON (PS)								
LAP	SECTOR 1		SECTOR 2		SECTOR 3		SECTOR 4		LAP TIME	MPH	DIFF	TIME OF DAY
1 - D1 OUTLAP	140.6		27.974	104.8	39.611	138.9	24.650	127.4				09:57:20.079
2 - D1	40.333	139.5	27.523	103.0	39.189	138.3	IN PIT		2:15.337 P	97.37		09:59:35.416
3 - D1 OUTLAP	139.8		27.678	105.5	39.563	139.5	24.397	128.1	4:10.844	52.53		10:03:46.260
4 - D1	40.088	140.9	27.235	105.8	38.942	139.2	IN PIT		2:13.011 P	99.07		10:05:59.271

2024 GT Cup Championship

SATURDAY PRACTICE - BEST SECTORS

SECTOR 1				SECTOR 2			SECTOR 3			SECTOR 4			IDEAL / BEST COMPARISON					
POS	NO	NAME	TIME	NO	NAME	TIME	NO	NAME	TIME	NO	NAME	TIME	POS	NO	NAME	IDEAL	BEST	DIFF
													PERFECT LAP		1:59.754			
1	6	Team Ab	36.218	97	Beechde	25.050	97	Beechde	35.892	97	Beechde	22.594	1	97	Beechdean Motorsport	1:59.885	2:00.534	0.649
2	97	Beechde	36.349	6	Team Ab	25.477	6	Team Ab	35.896	6	Team Ab	22.603	2	6	Team Abba Racing	2:00.194	2:00.345	0.151
3	99	Tim Gra	36.555	99	Tim Gra	25.894	99	Tim Gra	36.497	28	Kendall	23.101	3	99	Tim Gray Motorsport	2:02.160	2:03.582	1.422
4	5	CTR Dev	37.348	5	CTR Dev	26.507	5	CTR Dev	37.151	99	Tim Gra	23.214	4	5	CTR Developments	2:04.513	2:04.976	0.463
5	24	Greysto	37.668	24	Greysto	26.580	28	Kendall	37.791	24	Greysto	23.466	5	24	Greystone GT	2:05.709	2:05.997	0.288
6	28	Kendall	38.154	28	Kendall	26.718	24	Greysto	37.995	5	CTR Dev	23.507	6	28	Kendall Developments	2:05.764	2:06.711	0.947
7	33	G-Cat R	38.343	33	G-Cat R	26.851	2	Topcats	38.068	33	G-Cat R	23.770	7	33	G-Cat Racing	2:07.117	2:07.434	0.317
8	2	Topcats	38.394	2	Topcats	26.979	33	G-Cat R	38.153	2	Topcats	23.934	8	2	Topcats Racing	2:07.375	2:07.982	0.607
9	62	Woodrow	39.001	10	Forsett	27.235	3	Topcats	38.348	3	Topcats	24.069	9	3	Topcats Racing	2:08.703	2:08.724	0.021
10	3	Topcats	39.010	3	Topcats	27.276	62	Woodrow	38.447	62	Woodrow	24.175	10	62	Woodrow Motorsport	2:09.051	2:09.148	0.097
11	75	Team Pa	39.426	62	Woodrow	27.428	80	Team Tr	38.603	80	Team Tr	24.269	11	80	Team Trofeo Racing	2:10.535	2:10.535	0.000
12	80	Team Tr	39.951	11	Paddock	27.461	10	Forsett	38.942	10	Forsett	24.397	12	10	Forsetti Motorsport	2:10.662		
13	11	Paddock	39.975	9	Forsett	27.583	11	Paddock	39.258	11	Paddock	24.402	13	11	Paddock Motorsport	2:11.096	2:11.219	0.123
14	10	Forsett	40.088	86	SVG Mot	27.662	9	Forsett	39.380	72	Woodrow	24.514	14	86	SVG Motorsport	2:12.064	2:13.351	1.287
15	86	SVG Mot	40.318	80	Team Tr	27.712	86	SVG Mot	39.507	86	SVG Mot	24.577	15	9	Forsetti Motorsport	2:12.190	2:12.232	0.042
16	9	Forsett	40.380	72	Woodrow	27.848	72	Woodrow	39.867	75	Team Pa	24.618	16	75	Team Parker Racing	2:12.276	2:12.276	0.000
17	72	Woodrow	40.415	40	Woodrow	28.111	75	Team Pa	39.989	9	Forsett	24.847	17	72	Woodrow Motorsport	2:12.644	2:12.938	0.294
18	40	Woodrow	41.034	75	Team Pa	28.243	40	Woodrow	40.379	40	Woodrow	25.172	18	40	Woodrow Motorsport	2:14.696	2:16.425	1.729
19	370	Jolt Ra	42.612	370	Jolt Ra	29.099	370	Jolt Ra	41.203	370	Jolt Ra	25.930	19	370	Jolt Racing	2:18.844	2:18.914	0.070

2024 GT Cup Championship

SATURDAY PRACTICE - BEST SPEEDS

INTERMEDIATE 1				INTERMEDIATE 2				INTERMEDIATE 3				FINISH LINE			
POS	NO	NAME	MPH	NO	NAME	MPH	NO	NAME	MPH	NO	NAME	MPH	NO	NAME	MPH
1	99	Tim Gray Motorsport	161.7	6	Team Abba Racing	116.9	99	Tim Gray Motorsport	159.4	99	Tim Gray Motorsport	145.8			
2	5	CTR Developments	161.3	97	Beechdean Motorsport	116.1	6	Team Abba Racing	156.4	5	CTR Developments	145.1			
3	2	Topcats Racing	155.3	5	CTR Developments	116.1	5	CTR Developments	156.4	6	Team Abba Racing	142.3			
4	62	Woodrow Motorsport	154.9	99	Tim Gray Motorsport	115.5	2	Topcats Racing	152.5	28	Kendall Developments	141.4			
5	28	Kendall Developments	154.6	24	Greystone GT	113.9	28	Kendall Developments	152.1	2	Topcats Racing	140.2			
6	6	Team Abba Racing	154.2	28	Kendall Developments	113.5	24	Greystone GT	150.4	62	Woodrow Motorsport	139.0			
7	3	Topcats Racing	153.5	33	G-Cat Racing	111.8	3	Topcats Racing	150.4	3	Topcats Racing	137.5			
8	24	Greystone GT	150.8	2	Topcats Racing	111.6	62	Woodrow Motorsport	150.4	33	G-Cat Racing	137.2			
9	75	Team Parker Racing	150.1	3	Topcats Racing	109.6	33	G-Cat Racing	148.7	24	Greystone GT	137.0			
10	97	Beechdean Motorsport	149.4	62	Woodrow Motorsport	108.5	80	Team Trofeo Racing	148.7	97	Beechdean Motorsport	136.4			
11	80	Team Trofeo Racing	148.7	80	Team Trofeo Racing	107.0	97	Beechdean Motorsport	148.1	80	Team Trofeo Racing	135.8			
12	33	G-Cat Racing	148.1	10	Forsetti Motorsport	105.8	75	Team Parker Racing	147.4	75	Team Parker Racing	135.8			
13	72	Woodrow Motorsport	144.3	11	Paddock Motorsport	105.6	72	Woodrow Motorsport	140.6	72	Woodrow Motorsport	129.9			
14	10	Forsetti Motorsport	140.9	86	SVG Motorsport	105.5	40	Woodrow Motorsport	140.1	10	Forsetti Motorsport	128.1			
15	11	Paddock Motorsport	140.3	9	Forsetti Motorsport	105.3	10	Forsetti Motorsport	139.5	40	Woodrow Motorsport	127.7			
16	9	Forsetti Motorsport	139.5	75	Team Parker Racing	105.1	86	SVG Motorsport	138.9	9	Forsetti Motorsport	126.7			
17	370	Jolt Racing	139.5	72	Woodrow Motorsport	103.8	370	Jolt Racing	137.2	86	SVG Motorsport	126.2			
18	86	SVG Motorsport	138.9	40	Woodrow Motorsport	103.2	11	Paddock Motorsport	136.6	11	Paddock Motorsport	125.5			
19	40	Woodrow Motorsport	137.2	370	Jolt Racing	99.5	9	Forsetti Motorsport	136.6	370	Jolt Racing	124.0			

2024 GT Cup Championship

SATURDAY PRACTICE - PIT STOP ANALYSIS

P2 97 Beechdean Motorsport				
STOP	IN TIME	STOP TIME	TOTAL TIME	OUT TIME
1 -	10:01:05.470	1:21.301	1:21.301	10:02:26.771

P3 99 Tim Gray Motorsport				
STOP	IN TIME	STOP TIME	TOTAL TIME	OUT TIME
1 -	10:04:34.178			

P5 24 Greystone GT				
STOP	IN TIME	STOP TIME	TOTAL TIME	OUT TIME
1 -	10:11:38.347			

P6 28 Kendall Developments				
STOP	IN TIME	STOP TIME	TOTAL TIME	OUT TIME
1 -	10:02:19.450	2:36.866	2:36.866	10:04:56.316

P7 33 G-Cat Racing				
STOP	IN TIME	STOP TIME	TOTAL TIME	OUT TIME
1 -	10:11:30.928			

P8 2 Topcats Racing				
STOP	IN TIME	STOP TIME	TOTAL TIME	OUT TIME
1 -	10:08:28.459			

P9 3 Topcats Racing				
STOP	IN TIME	STOP TIME	TOTAL TIME	OUT TIME
1 -	10:08:41.170			

P11 80 Team Trofeo Racing				
STOP	IN TIME	STOP TIME	TOTAL TIME	OUT TIME
1 -	10:12:11.191			

P12 11 Paddock Motorsport				
STOP	IN TIME	STOP TIME	TOTAL TIME	OUT TIME
1 -	10:02:12.437	2:03.193	2:03.193	10:04:15.630

P13 9 Forsetti Motorsport				
STOP	IN TIME	STOP TIME	TOTAL TIME	OUT TIME
1 -	10:01:52.404	2:05.145	2:05.145	10:03:57.549
2 -	10:06:10.506			

P15 72 Woodrow Motorsport				
STOP	IN TIME	STOP TIME	TOTAL TIME	OUT TIME
1 -	10:07:20.244			

P16 86 SVG Motorsport				
STOP	IN TIME	STOP TIME	TOTAL TIME	OUT TIME
1 -	10:06:42.060	1:38.727	1:38.727	10:08:20.787

P19 10 Forsetti Motorsport				
STOP	IN TIME	STOP TIME	TOTAL TIME	OUT TIME
1 -	09:59:35.416	2:00.237	2:00.237	10:01:35.653
2 -	10:05:59.271			

2024 GT Cup Championship

SATURDAY PRACTICE - STATISTICS

Competitors Started	19
Planned Start	2024-07-27 @ 09:55:00.000
Actual Start	2024-07-27 @ 09:55:02.606
Finish Time	2024-07-27 @ 10:10:03.279
Track Length	3.6604mi.
Total Laps	112
Total Distance Covered	409.9757mi.

Session Fastest Lap History

NO	CL	NAME	LAP TIME	TIME OF DAY	LAP	VEHICLE
97	GT3	Beechdean Motorsport <i>A. HOWARD</i>	2:00.534	09:59:04.061	2	Aston Martin Vantage GT3
6	GTO	Team Abba Racing <i>R. NEARY</i>	2:00.345	10:01:15.201	3	Mercedes AMG GT3

Flag History

TYPE	TIME OF DAY
GREEN	09:55:02.606
FINISH	10:10:03.279

Flag Statistics

TYPE	COUNT	TOTAL LAPS	TOTAL TIME
Green	1	7	17:28.564
Red	0	0	0.000
Safety Car	0	0	0.000
FCY	0	0	0.000

2024 GT Cup Championship

SATURDAY PRACTICE - STATISTICS

CLASS : GTO 4 Starters

Fastest Lap History

NO	NAME	LAP TIME	TIME OF DAY	LAP	VEHICLE
6	Team Abba Racing <i>R. NEARY</i>	2:02.780	09:59:14.855	2	Mercedes AMG GT3
6	Team Abba Racing <i>R. NEARY</i>	2:00.345	10:01:15.201	3	Mercedes AMG GT3

2024 GT Cup Championship

SATURDAY PRACTICE - STATISTICS

CLASS : GT3 3 Starters

Fastest Lap History

NO	NAME	LAP TIME	TIME OF DAY	LAP	VEHICLE
97	Beechdean Motorsport A. HOWARD	2:00.534	09:59:04.061	2	Aston Martin Vantage GT3

2024 GT Cup Championship

SATURDAY PRACTICE - STATISTICS

CLASS : GTC

7 Starters

Fastest Lap History

NO	NAME	LAP TIME	TIME OF DAY	LAP	VEHICLE
3	Topcats Racing <i>W. GILBERT</i>	2:11.038	09:59:45.098	2	Lamborghini Super Trofeo
2	Topcats Racing <i>C. GILBERT</i>	2:10.279	09:59:53.962	2	Lamborghini Super Trofeo
2	Topcats Racing <i>C. GILBERT</i>	2:08.013	10:02:01.975	3	Lamborghini Super Trofeo
2	Topcats Racing <i>C. GILBERT</i>	2:07.982	10:04:09.957	4	Lamborghini Super Trofeo

2024 GT Cup Championship

SATURDAY PRACTICE - STATISTICS

CLASS : GTH4 Starters

Fastest Lap History

NO	NAME	LAP TIME	TIME OF DAY	LAP	VEHICLE
9	Forsetti Motorsport <i>M. PORTER (PS)</i>	2:12.232	09:59:37.564	2	Aston Martin Vantage GT4
11	Paddock Motorsport <i>M. ORANT</i>	2:11.865	10:08:37.495	5	McLaren Artura GT4
11	Paddock Motorsport <i>M. ORANT</i>	2:11.219	10:10:48.714	6	McLaren Artura GT4

2024 GT Cup Championship

SATURDAY PRACTICE - STATISTICS

CLASS : GTA1 Starters

Fastest Lap History

NO	NAME	LAP TIME	TIME OF DAY	LAP	VEHICLE
370	Jolt Racing R. WILLIAMS	2:19.436	10:00:09.031	2	McLaren 570S GT4
370	Jolt Racing R. WILLIAMS	2:18.914	10:09:31.261	6	McLaren 570S GT4

2024 GT Cup Championship

SATURDAY QUALIFYING - GROUP 1 - CLASSIFICATION

POS	NO	CL	PIC	TEAM / DRIVERS	CAR	TIME	ON	LAPS	GAP	DIFF	MPH
1	6	GTO	1	Team Abba Racing Richard NEARY / Ian LOGGIE	Mercedes AMG GT3	1:58.044	3	4			111.63
2	99*	GTO	2	Tim Gray Motorsport Steve BURGESS	Radical RXC	2:00.610	2	8	2.566	2.566	109.25
3	97	GT3	1	Beechdean Motorsport Andrew HOWARD / Darren TURNER (PRO) (INV)	Aston Martin Vantage GT3	2:00.885	5	7	2.841	0.275	109.01
4	2*	GTC	1	Topcats Racing Charlotte GILBERT / Tom RAWLINGS (PS)	Lamborghini Super Trofeo	2:02.647	3	7	4.603	1.762	107.44
5	24	GT3	2	Greystone GT Andrey BORODIN / Ed PEAD (PRO) (INV)	McLaren 720S GT3	2:02.863	7	8	4.819	0.216	107.25
6	3	GTC	2	Topcats Racing Warren GILBERT / Fraser FENWICK	Lamborghini Super Trofeo	2:03.269	4	7	5.225	0.406	106.90
7	5*	GTO	3	CTR Developments Richard CHAMBERLAIN	Porsche 935	2:03.302	3	4	5.258	0.033	106.87
8	33*	GT3	3	G-Cat Racing Shamus JENNINGS / Greg CATON	Porsche 911 GTR GT3	2:04.980	4	7	6.936	1.678	105.43
9	28	GTO	4	Kendall Developments Paul BAILEY / David BRABHAM (PRO)	Lamborghini Super Trofeu	2:06.654	7	7	8.610	1.674	104.04
10	62	GTC	3	Woodrow Motorsport Kevin CLARKE (INV)	Lamborghini Super Trofeo	2:09.241	4	6	11.197	2.587	101.96
11	80	GTC	4	Team Trofeo Racing James CALEY / Bill CALEY (INV)	Porsche 911 GT3 Cup	2:10.390	4	7	12.346	1.149	101.06
12	75	GTC	5	Team Parker Racing Keith BUSH	Porsche 911 GT3 Cup	2:11.495	5	6	13.451	1.105	100.21
13	72	GTC	6	Woodrow Motorsport Chris MURPHY	BMW M3 GTR	2:12.830	2	2	14.786	1.335	99.20
14	40	GTC	7	Woodrow Motorsport Jasva SAPRA (INV)	BMW E46		0	0			

Comments:
No. 2, 5, 33 - 1 Lap time disallowed; exceeding track limits.
No. 99 - 3 Lap times disallowed; exceeding track limits.

Weather / Track : Bright / Dry

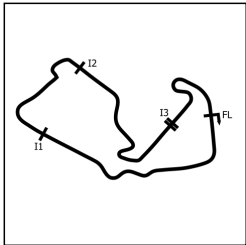
These results are provisional until the conclusion of any judicial and technical matters.

Date: 27/07/2024 Start: 10:15 Finish: 10:30
Silverstone GP: 3.6604 miles

Clerk Of Course: Andy Stevens	Stewards:	Timekeeper: Gethin Rees	
-------------------------------	-----------	-------------------------	---

2024 GT Cup Championship

SATURDAY QUALIFYING - GROUP 1 - SECTOR ANALYSIS



SECTOR 1 = FL to I1, SECTOR 2 = I1 to I2 SECTOR 3 = I2 to I3, SECTOR 4 = I3 to FL, DIFF = Difference To Personal Best Lap, P = Crossed Finish Line in Pit Lane, D = Time Disallowed

P1		6 GTO		Team Abba Racing		Mercedes AMG GT3							
IDEAL LAP TIME : 1:57.579				BEST LAP TIME : 1:58.044				DIFFERENCE : 0.465					
D1: Richard NEARY				D2: Ian LOGGIE									
LAP	SECTOR 1		SECTOR 2		SECTOR 3		SECTOR 4		LAP TIME	MPH	DIFF	TIME OF DAY	
1 - D1 OUTLAP	114.9		34.317	76.6	40.704	154.9	22.285	144.5				10:18:26.035	
2 - D1	35.676	154.9	24.840	119.4	35.144	157.5	22.749	142.6	1:58.409 (2)	111.29	0.365	10:20:24.444	
3 - D1	35.802	155.3	24.809	118.7	35.483	156.4	21.950	142.9	1:58.044 (1)	111.63		10:22:22.488	
4 - D1	37.299	124.0	30.236	92.8	41.946	117.5	IN PIT		2:20.682 P	93.67	22.638	10:24:43.170	

P2		99 GTO		Tim Gray Motorsport		Radical RXC							
IDEAL LAP TIME : 1:59.650				BEST LAP TIME : 2:00.610				DIFFERENCE : 0.960					
D1: Steve BURGESS													
LAP	SECTOR 1		SECTOR 2		SECTOR 3		SECTOR 4		LAP TIME	MPH	DIFF	TIME OF DAY	
1 - D1 OUTLAP	156.0		26.919	114.7	36.777	158.6	22.859	147.1				10:17:38.884	
2 - D1	36.345	161.3	25.284	117.1	35.716	159.4	23.265	147.4	2:00.610 (1)	109.25		10:19:39.494	
3 - D1	36.019	162.4	25.164	116.9	36.145	159.7	22.751	146.7	2:00.079 D	109.74		10:21:39.573	
4 - D1	39.492	128.5	29.665	109.8	38.197	154.6	23.634	147.1	2:10.988 D	100.60	10.378	10:23:50.561	
5 - D1	36.212	162.0	25.505	117.5	37.781	109.8	27.936	146.4	2:07.434 (3)	103.40	6.824	10:25:57.995	
6 - D1	36.732	159.4	25.803	117.5	36.384	157.9	22.939	146.1	2:04.858 D	108.14	1.248	10:27:59.853	
7 - D1	37.952	159.7	27.149	110.5	38.051	156.4	23.600	145.1	2:06.752 (2)	103.96	6.142	10:30:06.605	
8 - D1	36.731	152.1	28.449	104.0	44.589	115.9	IN PIT		2:25.690 P	90.45	25.080	10:32:32.295	

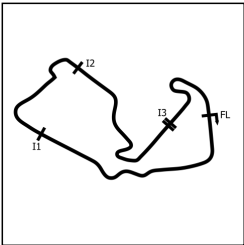
P3		97 GT3		Beechdean Motorsport		Aston Martin Vantage GT3							
IDEAL LAP TIME : 2:00.682				BEST LAP TIME : 2:00.885				DIFFERENCE : 0.203					
D1: Andrew HOWARD				D2: Darren TURNER (PRO) (IN)									
LAP	SECTOR 1		SECTOR 2		SECTOR 3		SECTOR 4		LAP TIME	MPH	DIFF	TIME OF DAY	
1 - D1 OUTLAP	144.3		26.842	108.0	37.357	146.8	23.605	135.8				10:17:30.122	
2 - D1	37.199	148.1	25.617	113.5	36.415	148.4	23.452	135.8	2:02.683	107.41	1.798	10:19:32.805	
3 - D1	36.674	149.7	25.511	112.9	36.629	147.4	22.805	136.1	2:01.619 (3)	108.35	0.734	10:21:34.424	
4 - D1	36.416	149.7	26.507	110.3	36.770	147.8	22.887	136.1	2:02.580	107.50	1.695	10:23:37.004	
5 - D1	36.458	148.7	25.326	114.3	36.339	147.4	22.762	135.8	2:00.885 (1)	109.01		10:25:37.889	
6 - D1	36.588	147.8	25.280	115.1	36.224	147.4	22.861	137.0	2:00.953 (2)	108.94	0.068	10:27:38.842	
7 - D1	38.705	147.8	25.978	112.0	38.220	144.0	IN PIT		2:09.341 P	101.88	8.456	10:29:48.183	

P4		2 GTC		Topcats Racing		Lamborghini Super Trofeo							
IDEAL LAP TIME : 2:02.319				BEST LAP TIME : 2:02.647				DIFFERENCE : 0.328					
D1: Charlotte GILBERT				D2: Tom RAWLINGS (PS)									
LAP	SECTOR 1		SECTOR 2		SECTOR 3		SECTOR 4		LAP TIME	MPH	DIFF	TIME OF DAY	
1 - D1 OUTLAP	104.5		29.843	106.8	42.002	138.0	24.175	140.8				10:18:06.248	
2 - D1	37.834	154.2	26.304	110.0	36.746	152.8	23.095	140.8	2:03.979 (3)	106.29	1.332	10:20:10.227	
3 - D1	37.308	155.7	25.940	113.3	36.529	153.9	22.870	141.4	2:02.647 (1)	107.44		10:22:12.874	
4 - D1	37.025	156.0	27.019	111.6	39.802	112.4	29.517	115.3	2:13.363	98.81	10.716	10:24:26.237	
5 - D1	43.937	117.7	29.728	105.0	44.820	108.2	25.341	141.4	2:23.826	91.62	21.179	10:26:50.063	
6 - D1	37.601	153.9	26.155	113.3	36.642	153.5	23.236	142.0	2:03.634 D	106.58	0.987	10:28:53.697	
7 - D1	37.057	155.3	25.896	113.5	36.528	154.6	23.394	141.4	2:02.875 (2)	107.24	0.228	10:30:56.572	

P5		24 GT3		Greystone GT		McLaren 720S GT3							
IDEAL LAP TIME : 2:02.464				BEST LAP TIME : 2:02.863				DIFFERENCE : 0.399					
D1: Andrey BORODIN				D2: Ed PEAD (PRO) (INV)									
LAP	SECTOR 1		SECTOR 2		SECTOR 3		SECTOR 4		LAP TIME	MPH	DIFF	TIME OF DAY	
1 - D1 OUTLAP	146.8		26.777	112.7	37.407	148.4	23.039	136.7				10:17:20.253	
2 - D1	38.726	148.1	25.955	115.7	37.439	139.2	23.972	137.8	2:06.092	104.50	3.229	10:19:26.345	
3 - D1	37.192	150.1	25.680	115.9	36.831	148.7	51.342	123.1	2:31.045	87.24	28.182	10:21:57.390	
4 - D1	37.772	149.7	25.995	116.3	36.792	149.1	22.982	137.0	2:03.541 (3)	106.66	0.678	10:24:00.931	
5 - D1	37.089	149.4	26.013	113.3	38.651	147.8	23.024	137.8	2:04.777	105.61	1.914	10:26:05.708	
6 - D1	37.126	148.4	25.879	114.9	36.863	148.7	23.012	137.2	2:02.880 (2)	107.24	0.017	10:28:08.588	
7 - D1	37.010	149.4	25.695	116.1	36.897	150.1	23.261	138.4	2:02.863 (1)	107.25		10:30:11.451	
8 - D1	37.307	149.7	25.824	115.9	41.957	105.0	IN PIT		2:27.480 D	89.35	24.617	10:32:38.931	

2024 GT Cup Championship

SATURDAY QUALIFYING - GROUP 1 - SECTOR ANALYSIS



SECTOR 1 = FL to I1, SECTOR 2 = I1 to I2, SECTOR 3 = I2 to I3, SECTOR 4 = I3 to FL, DIFF = Difference To Personal Best Lap, P = Crossed Finish Line in Pit Lane, D = Time Disallowed

P6		3 GTC		Topcats Racing				Lamborghini Super Trofeo				
IDEAL LAP TIME : 2:02.749				BEST LAP TIME : 2:03.269				DIFFERENCE : 0.520				
D1: Warren GILBERT				D2: Fraser FENWICK								
LAP	SECTOR 1		SECTOR 2		SECTOR 3		SECTOR 4		LAP TIME	MPH	DIFF	TIME OF DAY
1 - D1 OUTLAP	153.5		27.527	109.4	38.120	153.9	23.673	141.1				10:17:52.860
2 - D1	38.034	155.3	26.502	113.1	37.028	154.6	23.182	142.0	2:04.746	105.63	1.477	10:19:57.606
3 - D1	37.321	156.7	26.670	112.9	37.418	154.6	23.145	141.4	2:04.554	105.79	1.285	10:22:02.160
4 - D1	37.430	156.4	26.166	112.9	36.656	155.3	23.017	141.4	2:03.269 (1)	106.90		10:24:05.429
5 - D1	37.164	155.7	26.211	112.9	36.850	154.6	23.152	141.7	2:03.377 (3)	106.80	0.108	10:26:08.806
6 - D1	37.143	155.7	26.326	113.7	36.897	154.9	23.165	141.7	2:03.531	106.67	0.262	10:28:12.337
7 - D1	37.065	156.0	26.011	113.7	36.805	154.9	23.482	140.2	2:03.363 (2)	106.82	0.094	10:30:15.700

P7		5 GTO		CTR Developments				Porsche 935				
IDEAL LAP TIME : 2:03.003				BEST LAP TIME : 2:03.302				DIFFERENCE : 0.299				
D1: Richard CHAMBERLAIN												
LAP	SECTOR 1		SECTOR 2		SECTOR 3		SECTOR 4		LAP TIME	MPH	DIFF	TIME OF DAY
1 - D1 OUTLAP	153.5		27.259	105.5	39.613	133.6	24.243	147.1				10:17:26.223
2 - D1	37.970	161.3	26.447	112.2	36.992	157.9	24.037	147.4	2:05.446 (2)	105.04	2.144	10:19:31.669
3 - D1	36.658	164.0	26.267	114.9	37.174	156.7	23.203	148.4	2:03.302 (1)	106.87		10:21:34.971
4 - D1	36.697	163.2	26.469	113.3	37.587	158.2	23.262	147.1	2:04.015 D	106.25	0.713	10:23:38.986

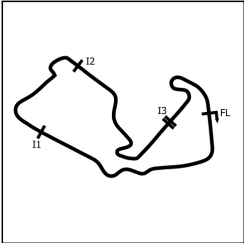
P8		33 GT3		G-Cat Racing				Porsche 911 GTR GT3				
IDEAL LAP TIME : 2:04.579				BEST LAP TIME : 2:04.980				DIFFERENCE : 0.401				
D1: Shamus JENNINGS				D2: Greg CATON								
LAP	SECTOR 1		SECTOR 2		SECTOR 3		SECTOR 4		LAP TIME	MPH	DIFF	TIME OF DAY
1 - D1 OUTLAP	143.0		28.585	106.0	42.434	128.8	25.220	137.2				10:17:48.848
2 - D1	38.147	146.8	27.385	113.5	37.348	149.1	23.302	138.1	2:06.182 D	104.43	1.202	10:19:55.030
3 - D1	38.791	147.1	27.011	109.2	40.976	122.4	25.884	136.7	2:12.662 (2)	99.33	7.682	10:22:07.692
4 - D1	37.520	147.1	26.409	113.5	37.600	148.1	23.451	137.0	2:04.980 (1)	105.43		10:24:12.672
5 - D1	38.061	146.8	31.327	80.5	57.906	73.9	28.427	136.7	2:35.721	84.62	30.741	10:26:48.393
6 - D1	40.698	146.8	28.730	103.5	41.112	143.7	24.908	135.3	2:15.448 (3)	97.29	10.468	10:29:03.841
7 - D1	38.259	148.7	31.877	74.8	1:00.811	89.9	28.737	134.2	2:39.684	82.52	34.704	10:31:43.525

P9		28 GTO		Kendall Developments				Lamborghini Super Trofeu				
IDEAL LAP TIME : 2:06.042				BEST LAP TIME : 2:06.654				DIFFERENCE : 0.612				
D1: Paul BAILEY				D2: David BRABHAM (PRO)								
LAP	SECTOR 1		SECTOR 2		SECTOR 3		SECTOR 4		LAP TIME	MPH	DIFF	TIME OF DAY
1 - D1 OUTLAP	151.1		27.824	110.0	39.013	151.8	25.104	141.1				10:19:07.174
2 - D1	39.400	153.9	26.869	111.6	38.506	150.8	23.585	141.4	2:08.360	102.66	1.706	10:21:15.534
3 - D1	39.382	155.7	27.116	111.2	38.105	151.8	23.550	142.0	2:08.153	102.82	1.499	10:23:23.687
4 - D1	38.698	154.6	26.760	112.4	37.897	151.8	23.431	142.0	2:06.786 (2)	103.93	0.132	10:25:30.473
5 - D1	38.480	152.8	26.561	113.1	38.416	151.4	23.931	141.1	2:07.388 (3)	103.44	0.734	10:27:37.861
6 - D1	38.545	154.6	26.864	112.2	38.968	147.4	24.151	141.1	2:08.528	102.52	1.874	10:29:46.389
7 - D1	38.153	154.6	26.729	112.7	37.975	149.7	23.797	141.1	2:06.654 (1)	104.04		10:31:53.043

P10		62 GTC		Woodrow Motorsport				Lamborghini Super Trofeo				
IDEAL LAP TIME : 2:08.789				BEST LAP TIME : 2:09.241				DIFFERENCE : 0.452				
D1: Kevin CLARKE (INV)												
LAP	SECTOR 1		SECTOR 2		SECTOR 3		SECTOR 4		LAP TIME	MPH	DIFF	TIME OF DAY
1 - D1 OUTLAP	149.7		28.521	105.5	39.005	145.5	26.938	139.3				10:19:20.056
2 - D1	39.168	152.5	27.794	107.8	38.624	150.1	24.706	138.1	2:10.292 (3)	101.14	1.051	10:21:30.348
3 - D1	38.812	153.9	28.080	107.0	39.482	151.8	24.052	139.6	2:10.426	101.03	1.185	10:23:40.774
4 - D1	38.800	153.2	27.659	109.2	38.413	149.4	24.369	138.4	2:09.241 (1)	101.96		10:25:50.015
5 - D1	38.875	152.5	27.774	109.2	38.696	149.1	24.667	138.7	2:10.012 (2)	101.35	0.771	10:28:00.027
6 - D1	38.775	153.5	27.549	107.8	41.971	98.9	IN PIT		2:23.245 P	91.99	14.004	10:30:23.272

2024 GT Cup Championship

SATURDAY QUALIFYING - GROUP 1 - SECTOR ANALYSIS



SECTOR 1 = FL to I1, SECTOR 2 = I1 to I2 SECTOR 3 = I2 to I3, SECTOR 4 = I3 to FL, DIFF = Difference To Personal Best Lap, P = Crossed Finish Line in Pit Lane, D = Time Disallowed

P11		80 GTC		Team Trofeo Racing				Porsche 911 GT3 Cup				
IDEAL LAP TIME : 2:09.138				BEST LAP TIME : 2:10.390				DIFFERENCE : 1.252				
D1: James CALEY				D2: Bill CALEY (INV)								
LAP	SECTOR 1		SECTOR 2		SECTOR 3		SECTOR 4		LAP TIME	MPH	DIFF	TIME OF DAY
1 - D1 OUTLAP	108.4		34.201	96.1	42.553	141.5	26.187	135.0				10:18:14.552
2 - D1	40.550	148.1	27.373	108.9	38.244	147.4	25.271	136.4	2:11.438	100.25	1.048	10:20:25.990
3 - D1	39.275	150.4	28.464	107.0	39.552	147.4	24.677	135.3	2:11.968	99.85	1.578	10:22:37.958
4 - D1	39.358	150.8	28.326	108.4	38.460	148.7	24.246	135.0	2:10.390 (1)	101.06		10:24:48.348
5 - D1	39.285	149.4	27.770	107.8	39.545	145.5	24.566	135.3	2:11.166	100.46	0.776	10:26:59.514
6 - D1	39.600	148.7	27.638	106.3	38.931	148.4	24.471	135.5	2:10.640 (3)	100.87	0.250	10:29:10.154
7 - D1	39.610	149.7	27.722	108.2	38.797	149.1	24.310	135.8	2:10.439 (2)	101.02	0.049	10:31:20.593

P12		75 GTC		Team Parker Racing				Porsche 911 GT3 Cup				
IDEAL LAP TIME : 2:10.954				BEST LAP TIME : 2:11.495				DIFFERENCE : 0.541				
D1: Keith BUSH												
LAP	SECTOR 1		SECTOR 2		SECTOR 3		SECTOR 4		LAP TIME	MPH	DIFF	TIME OF DAY
1 - D1 OUTLAP	148.4		28.101	106.1	40.335	147.4	1:22.349	117.0				10:19:52.277
2 - D1	41.878	148.1	29.205	104.3	40.615	146.5	24.827	137.2	2:16.525	96.52	5.030	10:22:08.802
3 - D1	39.422	150.1	28.169	105.1	39.743	148.4	24.541	137.0	2:11.875 (3)	99.92	0.380	10:24:20.677
4 - D1	39.090	150.1	27.580	104.3	40.309	145.8	24.776	136.7	2:11.755 (2)	100.01	0.260	10:26:32.432
5 - D1	39.107	149.7	27.917	107.0	39.773	147.4	24.698	136.7	2:11.495 (1)	100.21		10:28:43.927
6 - D1	39.811	149.1	28.472	104.0	40.047	147.1	25.315	135.8	2:13.645	98.60	2.150	10:30:57.572

P13		72 GTC		Woodrow Motorsport				BMW M3 GTR				
IDEAL LAP TIME : 2:12.543				BEST LAP TIME : 2:12.830				DIFFERENCE : 0.287				
D1: Chris MURPHY												
LAP	SECTOR 1		SECTOR 2		SECTOR 3		SECTOR 4		LAP TIME	MPH	DIFF	TIME OF DAY
1 - D1 OUTLAP	128.8		29.526	99.7	41.177	139.2	25.594	128.7				10:17:38.703
2 - D1	40.667	143.3	27.831	105.6	39.375	141.5	24.957	129.7	2:12.830 (1)	99.20		10:19:51.533

2024 GT Cup Championship

SATURDAY QUALIFYING - GROUP 1 - BEST SECTORS

SECTOR 1				SECTOR 2			SECTOR 3		SECTOR 4		IDEAL / BEST COMPARISON							
POS	NO	NAME	TIME	NO	NAME	TIME	NO	NAME	TIME	NO	NAME	TIME	POS	NO	NAME	IDEAL	BEST	DIFF
											PERFECT LAP		1:57.579					
1	6	Team Ab	35.676	6	Team Ab	24.809	6	Team Ab	35.144	6	Team Ab	21.950	1	6	Team Abba Racing	1:57.579	1:58.044	0.465
2	99	Tim Gra	36.019	99	Tim Gra	25.164	99	Tim Gra	35.716	99	Tim Gra	22.751	2	99	Tim Gray Motorsport	1:59.650	2:00.610	0.960
3	97	Beechde	36.416	97	Beechde	25.280	97	Beechde	36.224	97	Beechde	22.762	3	97	Beechdean Motorsport	2:00.682	2:00.885	0.203
4	5	CTR Dev	36.658	24	Greysto	25.680	2	Topcats	36.528	2	Topcats	22.870	4	2	Topcats Racing	2:02.319	2:02.647	0.328
5	24	Greysto	37.010	2	Topcats	25.896	3	Topcats	36.656	24	Greysto	22.982	5	24	Greystone GT	2:02.464	2:02.863	0.399
6	2	Topcats	37.025	3	Topcats	26.011	24	Greysto	36.792	3	Topcats	23.017	6	3	Topcats Racing	2:02.749	2:03.269	0.520
7	3	Topcats	37.065	5	CTR Dev	26.150	5	CTR Dev	36.992	5	CTR Dev	23.203	7	5	CTR Developments	2:03.003	2:03.302	0.299
8	33	G-Cat R	37.520	33	G-Cat R	26.409	33	G-Cat R	37.348	33	G-Cat R	23.302	8	33	G-Cat Racing	2:04.579	2:04.980	0.401
9	28	Kendall	38.153	28	Kendall	26.561	28	Kendall	37.897	28	Kendall	23.431	9	28	Kendall Developments	2:06.042	2:06.654	0.612
10	62	Woodrow	38.775	80	Team Tr	27.373	80	Team Tr	38.244	62	Woodrow	24.052	10	62	Woodrow Motorsport	2:08.789	2:09.241	0.452
11	75	Team Pa	39.090	62	Woodrow	27.549	62	Woodrow	38.413	80	Team Tr	24.246	11	80	Team Trofeo Racing	2:09.138	2:10.390	1.252
12	80	Team Tr	39.275	75	Team Pa	27.580	72	Woodrow	39.375	75	Team Pa	24.541	12	75	Team Parker Racing	2:10.954	2:11.495	0.541
13	72	Woodrow	40.380	72	Woodrow	27.831	75	Team Pa	39.743	72	Woodrow	24.957	13	72	Woodrow Motorsport	2:12.543	2:12.830	0.287
14																		

2024 GT Cup Championship

SATURDAY QUALIFYING - GROUP 1 - BEST SPEEDS

INTERMEDIATE 1				INTERMEDIATE 2				INTERMEDIATE 3				FINISH LINE			
POS	NO	NAME	MPH	NO	NAME	MPH	NO	NAME	MPH	NO	NAME	MPH	NO	NAME	MPH
1	5	CTR Developments	164.0	6	Team Abba Racing	119.4	99	Tim Gray Motorsport	159.7	5	CTR Developments	148.4			
2	99	Tim Gray Motorsport	162.4	99	Tim Gray Motorsport	117.5	5	CTR Developments	158.2	99	Tim Gray Motorsport	147.4			
3	3	Topcats Racing	156.7	24	Greystone GT	116.3	6	Team Abba Racing	157.5	6	Team Abba Racing	144.5			
4	2	Topcats Racing	156.0	5	CTR Developments	116.3	3	Topcats Racing	155.3	2	Topcats Racing	142.0			
5	28	Kendall Developments	155.7	97	Beechdean Motorsport	115.1	2	Topcats Racing	154.6	3	Topcats Racing	142.0			
6	6	Team Abba Racing	155.3	3	Topcats Racing	113.7	28	Kendall Developments	151.8	28	Kendall Developments	142.0			
7	62	Woodrow Motorsport	153.9	2	Topcats Racing	113.5	62	Woodrow Motorsport	151.8	62	Woodrow Motorsport	139.6			
8	80	Team Trofeo Racing	150.8	33	G-Cat Racing	113.5	24	Greystone GT	150.1	24	Greystone GT	138.4			
9	24	Greystone GT	150.1	28	Kendall Developments	113.1	33	G-Cat Racing	149.1	33	G-Cat Racing	138.1			
10	75	Team Parker Racing	150.1	62	Woodrow Motorsport	109.2	80	Team Trofeo Racing	149.1	75	Team Parker Racing	137.2			
11	97	Beechdean Motorsport	149.7	80	Team Trofeo Racing	108.9	97	Beechdean Motorsport	148.4	97	Beechdean Motorsport	137.0			
12	33	G-Cat Racing	148.7	75	Team Parker Racing	107.0	75	Team Parker Racing	148.4	80	Team Trofeo Racing	136.4			
13	72	Woodrow Motorsport	145.5	72	Woodrow Motorsport	105.6	72	Woodrow Motorsport	141.5	72	Woodrow Motorsport	129.7			
14															

2024 GT Cup Championship

SATURDAY QUALIFYING - GROUP 1 - PIT STOP ANALYSIS

P1 6 Team Abba Racing				
STOP	IN TIME	STOP TIME	TOTAL TIME	OUT TIME

1 - 10:24:43.170

P2 99 Tim Gray Motorsport				
STOP	IN TIME	STOP TIME	TOTAL TIME	OUT TIME

1 - 10:32:32.295

P3 97 Beechdean Motorsport				
STOP	IN TIME	STOP TIME	TOTAL TIME	OUT TIME

1 - 10:29:48.183

P10 62 Woodrow Motorsport				
STOP	IN TIME	STOP TIME	TOTAL TIME	OUT TIME

1 - 10:30:23.272

2024 GT Cup Championship

SATURDAY QUALIFYING - GROUP 1 - STATISTICS

Competitors Started	14
Planned Start	2024-07-27 @ 10:15:00.000
Actual Start	2024-07-27 @ 10:15:12.243
Finish Time	2024-07-27 @ 10:30:14.685
Track Length	3.6604mi.
Total Laps	80
Total Distance Covered	292.8398mi.

Session Fastest Lap History

NO	CL	NAME	LAP TIME	TIME OF DAY	LAP	VEHICLE
24	GT3	Greystone GT <i>A. BORODIN</i>	2:06.092	10:19:26.351	2	McLaren 720S GT3
5	GTO	CTR Developments <i>R. CHAMBERLAIN</i>	2:05.446	10:19:31.675	2	Porsche 935
97	GT3	Beechdean Motorsport <i>A. HOWARD</i>	2:02.683	10:19:32.812	2	Aston Martin Vantage GT3
99	GTO	Tim Gray Motorsport <i>S. BURGESS</i>	2:00.610	10:19:39.496	2	Radical RXC
6	GTO	Team Abba Racing <i>R. NEARY</i>	1:58.409	10:20:24.446	2	Mercedes AMG GT3
6	GTO	Team Abba Racing <i>R. NEARY</i>	1:58.044	10:22:22.489	3	Mercedes AMG GT3

Flag History

TYPE	TIME OF DAY
GREEN	10:15:12.243
FINISH	10:30:14.685

Flag Statistics

TYPE	COUNT	TOTAL LAPS	TOTAL TIME
Green	1	8	17:29.627
Red	0	0	0.000
Safety Car	0	0	0.000
FCY	0	0	0.000

2024 GT Cup Championship

SATURDAY QUALIFYING - GROUP 1 - STATISTICS

CLASS : GTO 4 Starters

Fastest Lap History

NO	NAME	LAP TIME	TIME OF DAY	LAP	VEHICLE
5	CTR Developments <i>R. CHAMBERLAIN</i>	2:05.446	10:19:31.675	2	Porsche 935
99	Tim Gray Motorsport <i>S. BURGESS</i>	2:00.610	10:19:39.496	2	Radical RXC
6	Team Abba Racing <i>R. NEARY</i>	1:58.409	10:20:24.446	2	Mercedes AMG GT3
6	Team Abba Racing <i>R. NEARY</i>	1:58.044	10:22:22.489	3	Mercedes AMG GT3

2024 GT Cup Championship

SATURDAY QUALIFYING - GROUP 1 - STATISTICS

CLASS : GT3

3 Starters

Fastest Lap History

NO	NAME	LAP TIME	TIME OF DAY	LAP	VEHICLE
24	Greystone GT <i>A. BORODIN</i>	2:06.092	10:19:26.351	2	McLaren 720S GT3
97	Beechdean Motorsport <i>A. HOWARD</i>	2:02.683	10:19:32.812	2	Aston Martin Vantage GT3
97	Beechdean Motorsport <i>A. HOWARD</i>	2:01.619	10:21:34.431	3	Aston Martin Vantage GT3
97	Beechdean Motorsport <i>A. HOWARD</i>	2:00.885	10:25:37.895	5	Aston Martin Vantage GT3

2024 GT Cup Championship

SATURDAY QUALIFYING - GROUP 1 - STATISTICS

CLASS : GTC7 Starters

Fastest Lap History

NO	NAME	LAP TIME	TIME OF DAY	LAP	VEHICLE
72	Woodrow Motorsport <i>C. MURPHY</i>	2:12.830	10:19:51.530	2	BMW M3 GTR
3	Topcats Racing <i>W. GILBERT</i>	2:04.746	10:19:57.607	2	Lamborghini Super Trofeo
2	Topcats Racing <i>C. GILBERT</i>	2:03.979	10:20:10.228	2	Lamborghini Super Trofeo
2	Topcats Racing <i>C. GILBERT</i>	2:02.647	10:22:12.874	3	Lamborghini Super Trofeo

2024 GT Cup Championship

SATURDAY QUALIFYING - GROUP 2 - CLASSIFICATION

POS	NO	CL	PIC	TEAM / DRIVERS	CAR	TIME	ON	LAPS	GAP	DIFF	MPH
1	10	GTH	1	Forsetti Motorsport Sam NESER / Will ORTON (PS)	Aston Martin Vantage GT4	2:09.117	2	3			102.06
2	86	GTH	2	SVG Motorsport Liona THEOBALD / Owen HIZZEY (PS)	Ginetta G56 GT4	2:10.089	6	7	0.972	0.972	101.29
3	11	GTH	3	Paddock Motorsport Michael ORANT / Thomas HOLLAND (PS)	McLaren Artura GT4	2:10.179	7	7	1.062	0.090	101.22
4	370	GTA	1	Jolt Racing Rupert WILLIAMS / John INGRAM (PS)	McLaren 570S GT4	2:14.473	3	7	5.356	4.294	97.99

Weather / Track : Bright / Dry

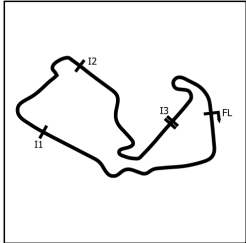
These results are provisional until the conclusion of any judicial and technical matters.

Date: 27/07/2024 Start: 10:43 Finish: 10:58
Silverstone GP: 3.6604 miles

Clerk Of Course: Andy Stevens	Stewards:	Timekeeper: Gethin Rees	
-------------------------------	-----------	-------------------------	---

2024 GT Cup Championship

SATURDAY QUALIFYING - GROUP 2 - SECTOR ANALYSIS



SECTOR 1 = FL to I1, SECTOR 2 = I1 to I2 SECTOR 3 = I2 to I3, SECTOR 4 = I3 to FL, DIFF = Difference To Personal Best Lap, P = Crossed Finish Line in Pit Lane, D = Time Disallowed

P110 GTHForsetti MotorsportAston Martin Vantage GT4												
IDEAL LAP TIME : 2:09.117		BEST LAP TIME : 2:09.117		DIFFERENCE : 0.000								
D1: Sam NESER		D2: Will ORTON (PS)										
LAP	SECTOR 1		SECTOR 2		SECTOR 3		SECTOR 4		LAP TIME	MPH	DIFF	TIME OF DAY
1 - D1 OUTLAP	109.8		29.786	101.5	42.277	126.1	24.427	128.1				10:48:13.197
2 - D1	39.402	140.9	27.047	105.8	38.679	138.3	23.989	127.4	2:09.117 (1)	102.06		10:50:22.314
3 - D1	39.422	140.6	31.700	87.8	44.529	119.8	IN PIT		2:27.344 P	89.43	18.227	10:52:49.658

P286 GTHSVG MotorsportGinetta G56 GT4												
IDEAL LAP TIME : 2:09.729		BEST LAP TIME : 2:10.089		DIFFERENCE : 0.360								
D1: Liona THEOBALD		D2: Owen HIZZEY (PS)										
LAP	SECTOR 1		SECTOR 2		SECTOR 3		SECTOR 4		LAP TIME	MPH	DIFF	TIME OF DAY
1 - D1 OUTLAP	125.6		28.596	103.8	41.006	133.1	24.986	125.2				10:45:48.597
2 - D1	40.063	138.3	27.210	105.8	39.239	136.1	24.208	125.7	2:10.720	100.80	0.631	10:47:59.317
3 - D1	39.772	138.3	27.286	105.1	39.103	136.3	24.238	126.2	2:10.399 (3)	101.05	0.310	10:50:09.716
4 - D1	39.829	138.6	26.984	106.1	39.297	136.3	24.132	126.2	2:10.242 (2)	101.17	0.153	10:52:19.958
5 - D1	41.405	127.8	28.364	104.6	41.305	132.8	25.107	126.7	2:16.181	96.76	6.092	10:54:36.139
6 - D1	39.810	138.9	27.075	106.0	38.841	136.3	24.363	126.2	2:10.089 (1)	101.29		10:56:46.228
7 - D1	40.326	138.9	27.451	105.1	41.588	133.9	IN PIT		2:19.354 P	94.56	9.265	10:59:05.582

P311 GTHPaddock MotorsportMcLaren Artura GT4												
IDEAL LAP TIME : 2:09.949		BEST LAP TIME : 2:10.179		DIFFERENCE : 0.230								
D1: Michael ORANT		D2: Thomas HOLLAND (PS)										
LAP	SECTOR 1		SECTOR 2		SECTOR 3		SECTOR 4		LAP TIME	MPH	DIFF	TIME OF DAY
1 - D1 OUTLAP	134.7		27.777	105.8	39.594	135.5	24.892	124.7				10:45:26.038
2 - D1	39.685	138.9	27.175	105.3	39.244	135.5	24.192	124.7	2:10.296 (3)	101.13	0.117	10:47:36.334
3 - D1	39.995	137.7	27.208	106.1	39.094	135.5	24.329	124.3	2:10.626	100.88	0.447	10:49:46.960
4 - D1	39.996	138.6	27.066	106.0	39.027	135.8	24.350	124.5	2:10.439	101.02	0.260	10:51:57.399
5 - D1	39.846	138.9	27.127	105.8	39.010	136.1	24.299	124.3	2:10.282 (2)	101.14	0.103	10:54:07.681
6 - D1	39.974	137.7	27.312	106.0	41.724	100.6	27.271	125.0	2:16.281	96.69	6.102	10:56:23.962
7 - D1	39.781	139.2	27.146	105.6	39.006	136.6	24.246	124.3	2:10.179 (1)	101.22		10:58:34.141

P4370 GTAJolt RacingMcLaren 570S GT4												
IDEAL LAP TIME : 2:14.416		BEST LAP TIME : 2:14.473		DIFFERENCE : 0.057								
D1: Rupert WILLIAMS		D2: John INGRAM (PS)										
LAP	SECTOR 1		SECTOR 2		SECTOR 3		SECTOR 4		LAP TIME	MPH	DIFF	TIME OF DAY
1 - D1 OUTLAP	136.1		30.630	98.6	42.202	136.3	26.007	126.4				10:45:33.985
2 - D1	41.641	140.1	28.041	100.9	40.543	136.6	25.325	126.7	2:15.550	97.21	1.077	10:47:49.535
3 - D1	40.683	139.2	28.053	100.4	40.373	137.5	25.364	126.4	2:14.473 (1)	97.99		10:50:04.008
4 - D1	40.814	139.8	29.145	94.3	48.203	131.0	26.283	126.2	2:24.445	91.23	9.972	10:52:28.453
5 - D1	41.396	139.8	28.150	101.0	40.367	137.5	25.348	126.2	2:15.261 (3)	97.42	0.788	10:54:43.714
6 - D1	41.165	138.9	28.132	101.3	40.371	137.2	25.562	125.7	2:15.230 (2)	97.44	0.757	10:56:58.944
7 - D1	46.814	123.8	32.779	91.1	48.230	99.8	IN PIT		2:51.105 P	77.01	36.632	10:59:50.049

2024 GT Cup Championship

SATURDAY QUALIFYING - GROUP 2 - BEST SECTORS

SECTOR 1				SECTOR 2			SECTOR 3		SECTOR 4		IDEAL / BEST COMPARISON							
POS	NO	NAME	TIME	NO	NAME	TIME	NO	NAME	TIME	NO	NAME	TIME	POS	NO	NAME	IDEAL	BEST	DIFF
											PERFECT LAP		2:09.054					
1	10	Forsett	39.402	86	SVG Mot	26.984	10	Forsett	38.679	10	Forsett	23.989	1	10	Forsetti Motorsport	2:09.117	2:09.117	0.000
2	11	Paddock	39.685	10	Forsett	27.047	86	SVG Mot	38.841	86	SVG Mot	24.132	2	86	SVG Motorsport	2:09.729	2:10.089	0.360
3	86	SVG Mot	39.772	11	Paddock	27.066	11	Paddock	39.006	11	Paddock	24.192	3	11	Paddock Motorsport	2:09.949	2:10.179	0.230
4	370	Jolt Ra	40.683	370	Jolt Ra	28.041	370	Jolt Ra	40.367	370	Jolt Ra	25.325	4	370	Jolt Racing	2:14.416	2:14.473	0.057

2024 GT Cup Championship

SATURDAY QUALIFYING - GROUP 2 - BEST SPEEDS

INTERMEDIATE 1				INTERMEDIATE 2				INTERMEDIATE 3				FINISH LINE			
POS	NO	NAME	MPH	NO	NAME	MPH	NO	NAME	MPH	NO	NAME	MPH	NO	NAME	MPH
1	10	Forsetti Motorsport	140.9	86	SVG Motorsport	106.1	10	Forsetti Motorsport	138.3	10	Forsetti Motorsport	128.1			
2	370	Jolt Racing	140.1	11	Paddock Motorsport	106.1	370	Jolt Racing	137.5	86	SVG Motorsport	126.7			
3	11	Paddock Motorsport	139.2	10	Forsetti Motorsport	105.8	11	Paddock Motorsport	136.6	370	Jolt Racing	126.7			
4	86	SVG Motorsport	138.9	370	Jolt Racing	101.3	86	SVG Motorsport	136.3	11	Paddock Motorsport	125.0			

2024 GT Cup Championship

SATURDAY QUALIFYING - GROUP 2 - PIT STOP ANALYSIS

P110Forsetti Motorsport				
STOP	IN TIME	STOP TIME	TOTAL TIME	OUT TIME

1 - 10:52:49.658

P286SVG Motorsport				
STOP	IN TIME	STOP TIME	TOTAL TIME	OUT TIME

1 - 10:59:05.582

P4370Jolt Racing				
STOP	IN TIME	STOP TIME	TOTAL TIME	OUT TIME

1 - 10:59:50.049

2024 GT Cup Championship

SATURDAY QUALIFYING - GROUP 2 - STATISTICS

Competitors Started 4

Planned Start 2024-07-27 @ 10:35:00.000

Actual Start 2024-07-27 @ 10:43:02.699

Finish Time 2024-07-27 @ 10:58:04.407

Track Length 3.6604mi.

Total Laps 24

Total Distance Covered 87.8519mi.

Session Fastest Lap History

NO	CL	NAME	LAP TIME	TIME OF DAY	LAP	VEHICLE
11	GTH	Paddock Motorsport <i>M. ORANT</i>	2:10.296	10:47:36.333	2	McLaren Artura GT4
10	GTH	Forsetti Motorsport <i>S. NESER</i>	2:09.117	10:50:22.324	2	Aston Martin Vantage GT4

Flag History

TYPE	TIME OF DAY
GREEN	10:43:02.699
FINISH	10:58:04.407

Flag Statistics

TYPE	COUNT	TOTAL LAPS	TOTAL TIME
Green	1	7	16:54.582
Red	0	0	0.000
Safety Car	0	0	0.000
FCY	0	0	0.000

2024 GT Cup Championship

SATURDAY QUALIFYING - GROUP 2 - STATISTICS

CLASS : GTH

3 Starters

Fastest Lap History

NO	NAME	LAP TIME	TIME OF DAY	LAP	VEHICLE
11	Paddock Motorsport <i>M. ORANT</i>	2:10.296	10:47:36.333	2	McLaren Artura GT4
10	Forsetti Motorsport <i>S. NESER</i>	2:09.117	10:50:22.324	2	Aston Martin Vantage GT4

2024 GT Cup Championship

SATURDAY QUALIFYING - GROUP 2 - STATISTICS


CLASS : GTA 1 Starters

Fastest Lap History

NO	NAME	LAP TIME	TIME OF DAY	LAP	VEHICLE
370	Jolt Racing R. WILLIAMS	2:15.550	10:47:49.535	2	McLaren 570S GT4
370	Jolt Racing R. WILLIAMS	2:14.473	10:50:04.007	3	McLaren 570S GT4

2024 GT Cup Championship

RACE 3 - GRID (25 minutes)

ROW 10	19	9	Forsetti Motorsport			
			2:14.473			
ROW 9	17	370	Jolt Racing	18	40	Woodrow Motorsport
			2:11.495			2:12.830
ROW 8	15	75	Team Parker Racing	16	72	Woodrow Motorsport
			2:10.179			2:10.390
ROW 7	13	11	Paddock Motorsport	14	80	Team Trofeo Racing
			2:09.241			2:10.089
ROW 6	11	62	Woodrow Motorsport	12	86	SVG Motorsport
			2:06.654			2:09.117
ROW 5	9	28	Kendall Developments	10	10	Forsetti Motorsport
			2:03.302			2:04.980
ROW 4	7	5	CTR Developments	8	33	G-Cat Racing
			2:02.863			2:03.269
ROW 3	5	24	Greystone GT	6	3	Topcats Racing
			2:00.885			2:02.647
ROW 2	3	97	Beechdean Motorsport	4	2	Topcats Racing
			1:58.044			2:00.610
ROW 1	1	6	Team Abba Racing	2	99	Tim Gray Motorsport
			Pole			
						

RACE 3 - CLASSIFICATION

POS	NO	CL	PIC	TEAM / DRIVERS	CAR	LAPS	TIME	GAP	DIFF	MPH	BEST	ON	GRD	↑↓
1	6	GTO	1	Team Abba Racing Richard NEARY / Ian LOGGIE	Mercedes AMG GT3	13	26:26.712			107.96	2:00.442	3	1	0
2	97	GT3	1	Beechdean Motorsport Andrew HOWARD / Darren TURNER (PRO) (INV)	Aston Martin Vantage GT3	13	27:00.684	33.972	33.972	105.70	2:01.130	5	3	1
3	2	GTC	1	Topcats Racing Charlotte GILBERT / Tom RAWLINGS (PS)	Lamborghini Super Trofeo	13	27:15.377	48.665	14.693	104.75	2:04.806	4	4	1
4	3	GTC	2	Topcats Racing Warren GILBERT / Fraser FENWICK	Lamborghini Super Trofeo	13	27:56.802	1:30.090	41.425	102.16	2:04.308	11	6	2
5	62	GTC	3	Woodrow Motorsport Kevin CLARKE (INV)	Lamborghini Super Trofeo	13	28:01.453	1:34.741	4.651	101.88	2:07.683	2	11	6
6	33	GT3	2	G-Cat Racing Shamus JENNINGS / Greg CATON	Porsche 911 GTR GT3	13	28:11.167	1:44.455	9.714	101.29	2:07.261	10	8	2
7	9	GTH	1	Forsetti Motorsport Matthew HIGGINS / Mikey PORTER (PS)	Aston Martin Vantage GT4	13	28:30.916	2:04.204	19.749	100.12	2:10.661	5	19	12
8	80	GTC	4	Team Trofeo Racing James CALEY / Bill CALEY (INV)	Porsche 911 GT3 Cup	13	28:31.461	2:04.749	0.545	100.09	2:09.623	6	14	6
9	10	GTH	2	Forsetti Motorsport Sam NESER / Will ORTON (PS)	Aston Martin Vantage GT4	13	28:33.780	2:07.068	2.319	99.96	2:10.377	2	10	1
10	86	GTH	3	SVG Motorsport Liona THEOBALD / Owen HIZZEY (PS)	Ginetta G56 GT4	12	26:30.821	1 Lap	1 Lap	99.40	2:11.392	7	12	2
11	11	GTH	4	Paddock Motorsport Michael ORANT / Thomas HOLLAND (PS)	McLaren Artura GT4	12	26:32.378	1 Lap	1.557	99.30	2:11.610	8	13	2
12	28	GTO	2	Kendall Developments Paul BAILEY / David BRABHAM (PRO)	Lamborghini Super Trofeu	12	26:42.945	1 Lap	10.567	98.65	2:07.218	2	9	-3
13	72	GTC	5	Woodrow Motorsport Chris MURPHY	BMW M3 GTR	12	26:51.007	1 Lap	8.062	98.15	2:11.968	7	16	3
14	75	GTC	6	Team Parker Racing Keith BUSH	Porsche 911 GT3 Cup	12	27:20.543	1 Lap	29.536	96.39	2:14.276	10	15	1
15	40	GTC	7	Woodrow Motorsport Jasva SAPRA (INV)	BMW E46	12	27:21.489	1 Lap	0.946	96.33	2:14.560	11	18	3
16	370	GTA	1	Jolt Racing Rupert WILLIAMS / John INGRAM (PS)	McLaren 570S GT4	12	27:28.557	1 Lap	7.068	95.92	2:15.556	10	17	1
NOT CLASSIFIED														
NC	99	GTO		Tim Gray Motorsport Steve BURGESS	Radical RXC	6	12:17.658	7 Laps	6 Laps	107.18	2:01.584	3		
NC	24	GT3		Greystone GT Andrey BORODIN / Ed PEAD (PRO) (INV)	McLaren 720S GT3	1	4:38.020	12 Laps	5 Laps	47.39				
NOT STARTED														
NS	5	GTO		CTR Developments Richard CHAMBERLAIN	Porsche 935									
FASTEST LAP														

Date: 27/07/2024 Start: 13:24 Finish: 13:51
Silverstone GP: 3.6604 miles

Clerk Of Course: Andy Stevens	Stewards:	Timekeeper: Gethin Rees	
-------------------------------	-----------	-------------------------	--

2024 GT Cup Championship

RACE 3 - LAP CHART

LAP 1 @ 13:26:59.173			LAP 2 @ 13:28:59.864			LAP 3 @ 13:31:00.306			LAP 4 @ 13:33:02.264			LAP 5 @ 13:35:03.606		
NO	BEHIND	LAP TIME	NO	BEHIND	LAP TIME	NO	BEHIND	LAP TIME	NO	BEHIND	LAP TIME	NO	BEHIND	LAP TIME
6		2:02.526	6		2:00.691	6		2:00.442	6		2:01.958	6		2:01.342
99	2.814	2:05.340	99	3.908	2:01.785	99	5.050	2:01.584	99	5.093	2:02.001	99	6.348	2:02.597
2	6.149	2:08.675	2	10.289	2:04.831	2	14.778	2:04.931	2	17.626	2:04.806	2	21.302	2:05.018
62	9.575	2:12.101	62	16.567	2:07.683	62	24.736	2:08.611	97	30.491	2:04.903	97	30.279	2:01.130
28	11.354	2:13.880	28	17.881	2:07.218	28	25.326	2:07.887	62	31.443	2:08.665	62	38.138	2:08.037
11	14.820	2:17.346	33	23.328	2:08.496	97	27.546	2:02.645	28	32.533	2:09.165	28	39.789	2:08.598
86	15.078	2:17.604	97	25.343	2:06.432	33	31.181	2:08.295	33	37.347	2:08.124	33	43.730	2:07.725
33	15.523	2:18.049	11	27.237	2:13.108	9	38.035	2:11.057	9	47.022	2:10.945	9	56.341	2:10.661
9	15.957	2:18.483	9	27.420	2:12.154	11	39.170	2:12.375	11	49.097	2:11.885	10	59.292	2:11.329
10	18.570	2:21.096	86	27.704	2:13.317	10	40.235	2:12.421	10	49.305	2:11.028	11	1:00.763	2:13.008
97	19.602	2:22.128	10	28.256	2:10.377	86	40.930	2:13.668	86	50.587	2:11.615	80	1:00.880	2:11.509
80	21.030	2:23.556	80	31.260	2:10.921	80	41.829	2:11.011	80	50.713	2:10.842	86	1:01.749	2:12.504
40	22.058	2:24.584	24	1 Lap	4:38.020 P	40	53.139	2:15.299	3	1:03.748	2:07.826	3	1:07.251	2:04.845
370	22.246	2:24.772	40	38.282	2:16.915	72	53.334	2:14.836	72	1:04.994	2:13.618	72	1:15.736	2:12.084
72	22.494	2:25.020	370	38.729	2:17.174	370	55.950	2:17.663	40	1:07.746	2:16.565	40	1:21.671	2:15.267
75	23.845	2:26.371	72	38.940	2:17.137	75	56.164	2:16.195	75	1:09.146	2:14.940	75	1:22.121	2:14.317
3	47.447	2:49.973	75	40.411	2:17.257	3	57.880	2:05.962	370	1:12.055	2:18.063	370	1:27.007	2:16.294
			3	52.360	2:05.604									

2024 GT Cup Championship

RACE 3 - LAP CHART

LAP 6 @ 13:37:04.379			LAP 7 @ 13:39:05.861			LAP 8 @ 13:41:08.867			LAP 9 @ 13:43:11.396			LAP 10 @ 13:45:12.589		
NO	BEHIND	LAP TIME	NO	BEHIND	LAP TIME	NO	BEHIND	LAP TIME	NO	BEHIND	LAP TIME	NO	BEHIND	LAP TIME
6		2:00.773	6		2:01.482	6		2:03.006	6		2:02.529	6		2:01.193
99	9.926	2:04.351	2	30.440	2:05.787	97	32.188	2:03.931	40	1 Lap	2:16.439	75	1 Lap	2:16.225
2	26.135	2:05.606	97	31.263	2:01.477	2	33.652	2:06.218	75	1 Lap	2:17.447	40	1 Lap	2:18.199
97	31.268	2:01.762	62	53.654	2:08.853	62	59.516	2:08.868	370	1 Lap	2:16.042	370	1 Lap	2:16.733
62	46.283	2:08.918	28	54.661	2:09.243	28	1:00.946	2:09.291	97	32.726	2:03.067	97	34.271	2:02.738
28	46.900	2:07.884	33	59.654	2:08.559	33	1:05.135	2:08.487	2	36.668	2:05.545	2	41.047	2:05.572
33	52.577	2:09.620	9	1:15.662	2:10.671	3	1:20.605	2:06.438	62	1:06.155	2:09.168	62	1:14.747	2:09.785
9	1:06.473	2:10.905	3	1:17.173	2:06.670	9	1:24.754	2:12.098	28	1:06.920	2:08.503	28	1:14.791	2:09.064
10	1:09.019	2:10.500	10	1:18.282	2:10.745	10	1:26.267	2:10.991	33	1:10.574	2:07.968	33	1:16.642	2:07.261
80	1:09.730	2:09.623	80	1:20.203	2:11.955	80	1:27.337	2:10.140	3	1:23.070	2:04.994	3	1:26.511	2:04.634
3	1:11.985	2:05.507	86	1:23.119	2:11.392	86	1:31.720	2:11.607	9	1:32.941	2:10.716	9	1:42.537	2:10.789
86	1:13.209	2:12.233	11	1:23.907	2:11.752	11	1:32.511	2:11.610	10	1:34.473	2:10.735	10	1:43.862	2:10.582
11	1:13.637	2:13.647	72	1:37.742	2:11.968	72	1:46.960	2:12.224	80	1:35.003	2:10.195	80	1:44.324	2:10.514
72	1:27.256	2:12.293	40	1:51.385	2:16.046				86	1:40.660	2:11.469	86	1:51.330	2:11.863
40	1:36.821	2:15.923	75	1:51.569	2:16.081				11	1:41.756	2:11.774	11	1:52.203	2:11.640
75	1:36.970	2:15.622	370	1:58.680	2:17.302				72	1:56.906	2:12.475			
370	1:42.860	2:16.626												

2024 GT Cup Championship

RACE 3 - LAP CHART

LAP 11 @ 13:47:14.457			LAP 12 @ 13:49:17.752			LAP 13 @ 13:51:23.359		
NO	BEHIND	LAP TIME	NO	BEHIND	LAP TIME	NO	BEHIND	LAP TIME
6		2:01.868	6		2:03.295	6		2:05.607
72	1 Lap	2:13.914	28	1 Lap	3:00.963	86	1 Lap	2:11.809
75	1 Lap	2:14.276	72	1 Lap	2:12.702	11	1 Lap	2:11.629
40	1 Lap	2:14.694	97	36.645	2:03.959	28	1 Lap	2:11.249
97	35.981	2:03.578	40	1 Lap	2:14.560	72	1 Lap	2:12.736
370	1 Lap	2:15.556	75	1 Lap	2:15.993	97	33.972	2:02.934
2	44.743	2:05.564	2	48.160	2:06.712	2	48.665	2:06.112
62	1:22.603	2:09.724	370	1 Lap	2:16.025	75	1 Lap	2:15.819
33	1:26.928	2:12.154	62	1:28.528	2:09.220	40	1 Lap	2:16.998
3	1:28.951	2:04.308	3	1:30.495	2:04.839	370	1 Lap	2:16.307
9	1:51.406	2:10.737	33	1:40.491	2:16.858	3	1:30.090	2:05.202
10	1:53.016	2:11.022	9	1:58.914	2:10.803	62	1:34.741	2:11.820
80	1:53.359	2:10.903	80	2:00.578	2:10.514	33	1:44.455	2:09.571
86	2:01.202	2:11.740	10	2:01.680	2:11.959	9	2:04.204	2:10.897
11	2:02.939	2:12.604				80	2:04.749	2:09.778
						10	2:07.068	2:10.995

2024 GT Cup Championship

RACE 3 - POSITION CHART WITH INTERMEDIATES

		Lap																																								
No	Name	Pos	L0 - Int1-M	L0 - Int2-M	L0 - Int3-M	L1 - Finish	L1 - Int1-M	L1 - Int2-M	L1 - Int3-M	L2 - Finish	L2 - Int1-M	L2 - Int2-M	L2 - Int3-M	L3 - Finish	L3 - Int1-M	L3 - Int2-M	L3 - Int3-M	L4 - Finish	L4 - Int1-M	L4 - Int2-M	L4 - Int3-M	L5 - Finish	L5 - Int1-M	L5 - Int2-M	L5 - Int3-M	L6 - Finish	L6 - Int1-M	L6 - Int2-M	L6 - Int3-M	L7 - Finish	L7 - Int1-M	L7 - Int2-M	L7 - Int3-M	L8 - Finish								
6	Team Abba Racing	1	6	6	6	6	6	6	6	6	6	6	6	6	6	6	6	6	6	6	6	6	6	6	6	6	6	6	6	6	6	6	6	6								
99	Tim Gray Motorsport	2	99	99	99	99	99	99	99	99	99	99	99	99	99	99	99	99	99	99	99	99	99	99	99	99	2	2	2	2	2	97	97	97								
97	Beechdean Motorsport	3	97	97	2	2	2	2	2	2	2	2	2	2	2	2	2	2	2	2	2	2	2	2	2	97	97	97	97	97	2	2	2	2								
2	Topcats Racing	4	2	2	62	62	62	62	62	62	62	62	62	62	62	62	62	97	97	97	97	97	97	97	97	97	62	62	62	62	62	62	62	62								
24	Greystone GT	5	62	62	28	28	28	28	28	28	28	28	28	28	97	97	62	62	62	62	62	62	62	62	62	62	28	28	28	28	28	28	28	28								
3	Topcats Racing	6	28	28	11	11	33	33	33	33	33	97	97	97	97	28	28	28	28	28	28	28	28	28	28	28	33	33	33	33	33	33	33	33								
5	CTR Developments	7	11	11	86	86	11	11	97	97	97	33	33	33	33	33	33	33	33	33	33	33	33	33	33	33	9	9	9	9	3	3	3	3								
33	G-Cat Racing	8	86	86	9	33	9	9	11	11	9	9	9	9	9	9	9	9	9	9	9	9	9	9	9	10	10	3	3	9	9	9	9									
28	Kendall Developments	9	9	9	33	9	86	86	9	9	11	11	11	11	11	11	11	11	10	10	10	10	10	10	10	10	80	3	10	10	10	10	10									
10	Forsetti Motorsport	10	33	33	10	10	97	97	86	86	86	86	10	10	10	10	10	10	11	11	80	11	80	80	80	80	3	80	80	80	80	80	80	80								
62	Woodrow Motorsport	11	40	40	97	97	10	10	10	10	10	10	86	86	86	86	86	86	80	80	11	80	11	86	86	3	86	86	86	86	86	86	86	86								
86	SVG Motorsport	12	80	80	80	80	80	80	80	80	80	80	80	80	80	80	80	80	86	86	86	86	86	11	3	86	11	11	11	11	11	11	11	11								
11	Paddock Motorsport	13	10	10	40	40	40	40	40	40	40	40	40	40	72	72	3	3	3	3	3	3	3	3	11	11	72	72	72	72	72	72	72									
80	Team Trofeo Racing	14	370	370	370	370	370	370	370	72	72	72	72	40	40	72	72	72	72	72	72	72	72	72	72	72	75	75	75	40	40	40	40	40								
75	Team Parker Racing	15	72	72	72	72	72	72	72	72	370	370	370	370	3	3	40	40	40	40	40	40	40	40	40	40	40	40	40	40	40	40	40	40								
72	Woodrow Motorsport	16	75	75	75	75	75	75	75	75	75	75	75	75	75	75	75	75	75	75	75	75	75	75	75	370	370	370	370	370	370	370	370	370								
370	Jolt Racing	17	3	3	3	3	3	3	3	3	3	3	3	370	370	370	370	370	370	370	370	370	370	370	370																	
40	Woodrow Motorsport	18	24	24	24																																					
9	Forsetti Motorsport	19																																								

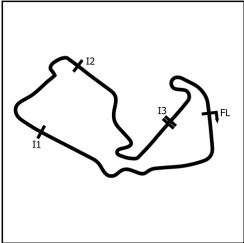
2024 GT Cup Championship

RACE 3 - POSITION CHART WITH INTERMEDIATES

		Lap																				
No	Name	Pos	L8 - Int1-M	L8 - Int2-M	L8 - Int3-M	L9 - Finish	L9 - Int1-M	L9 - Int2-M	L9 - Int3-M	L10 - Finish	L10 - Int1-M	L10 - Int2-M	L10 - Int3-M	L11 - Finish	L11 - Int1-M	L11 - Int2-M	L11 - Int3-M	L12 - Finish	L12 - Int1-M	L12 - Int2-M	L12 - Int3-M	L13 - Finish
6	Team Abba Racing	1	6	6	6	6	6	6	6	6	6	6	6	6	6	6	6	6	6	6	6	6
99	Tim Gray Motorsport	2	97	97	97	97	97	97	97	97	97	97	97	97	97	97	97	97	97	97	97	97
97	Beechdean Motorsport	3	2	2	2	2	2	2	2	2	2	2	2	2	2	2	2	2	2	2	2	2
2	Topcats Racing	4	62	62	62	62	62	62	62	62	62	62	62	62	62	62	62	62	3	3	3	3
24	Greystone GT	5	28	28	28	28	28	28	28	28	28	28	28	33	3	3	3	3	62	62	62	62
3	Topcats Racing	6	33	33	33	33	33	33	33	33	33	33	33	3	33	33	33	33	33	33	33	33
5	CTR Developments	7	3	3	3	3	3	3	3	3	3	3	3	9	9	9	9	9	9	9	9	9
33	G-Cat Racing	8	9	9	9	9	9	9	9	9	9	9	9	10	80	80	80	80	80	80	80	80
28	Kendall Developments	9	10	10	10	10	10	10	10	10	10	10	10	80	10	10	10	10	10	10	10	10
10	Forsetti Motorsport	10	80	80	80	80	80	80	80	80	80	80	80	86	86	86	86	86				
62	Woodrow Motorsport	11	86	86	86	86	86	86	86	86	86	86	86	11	11	11	11	11				
86	SVG Motorsport	12	11	11	11	11	11	11	11	11	11	11	11	28	28	28	28	28				
11	Paddock Motorsport	13	72	72	72	72	72	72	72	72	72	72	72	72	72	72	72	72				
80	Team Trofeo Racing	14	40	75	40	75	75	75	75	75	75	75	40	40	75	75	75	75				
75	Team Parker Racing	15	75	40	75	40	40	40	40	40	40	40	75	75	40	40	40	40				
72	Woodrow Motorsport	16	370	370	370	370	370	370	370	370	370	370	370	370	370	370	370	370				
370	Jolt Racing	17																				
40	Woodrow Motorsport	18																				
9	Forsetti Motorsport	19																				

2024 GT Cup Championship

RACE 3 - SECTOR ANALYSIS



SECTOR 1 = FL to I1, SECTOR 2 = I1 to I2, SECTOR 3 = I2 to I3, SECTOR 4 = I3 to FL, DIFF = Difference To Personal Best Lap, P = Crossed Finish Line in Pit Lane, D = Time Disallowed

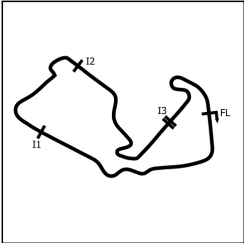
P1		6 GTO		Team Abba Racing				Mercedes AMG GT3				
IDEAL LAP TIME : 1:59.512		BEST LAP TIME : 2:00.442		D1: Richard NEARY		D2: Ian LOGGIE		DIFFERENCE : 0.930				
LAP	SECTOR 1		SECTOR 2		SECTOR 3		SECTOR 4	LAP TIME	MPH	DIFF	TIME OF DAY	
1 - D1		152.8	25.401	117.3	35.633	153.2	22.443	142.9	2:02.526	107.55	2.084	13:26:59.173
2 - D1	37.015	151.8	25.144	116.9	36.081	153.2	22.451	141.7	2:00.691 (2)	109.18	0.249	13:28:59.864
3 - D1	36.292	153.5	25.187	114.3	36.242	154.9	22.721	141.7	2:00.442 (1)	109.41		13:31:00.306
4 - D1	36.847	154.6	25.727	114.7	36.732	153.9	22.652	142.0	2:01.958	108.05	1.516	13:33:02.264
5 - D1	36.658	153.5	25.646	115.7	36.235	154.6	22.803	142.0	2:01.342	108.60	0.900	13:35:03.606
6 - D1	36.597	153.9	25.394	116.7	36.208	154.2	22.574	143.5	2:00.773 (3)	109.11	0.331	13:37:04.379
7 - D1	36.469	153.2	25.583	116.9	36.106	153.9	23.324	140.2	2:01.482	108.47	1.040	13:39:05.861
8 - D1	37.847	151.8	25.842	111.1	36.555	153.5	22.762	141.7	2:03.006	107.13	2.564	13:41:08.867
9 - D1	36.719	152.5	25.896	114.1	37.101	151.8	22.813	141.4	2:02.529	107.54	2.087	13:43:11.396
10 - D1	36.459	154.2	25.588	115.5	36.348	154.6	22.798	141.4	2:01.193	108.73	0.751	13:45:12.589
11 - D1	36.387	154.9	25.887	113.9	36.772	156.0	22.822	141.4	2:01.868	108.13	1.426	13:47:14.457
12 - D1	37.190	153.5	25.673	117.5	36.798	154.2	23.634	141.1	2:03.295	106.88	2.853	13:49:17.752
13 - D1	37.655	156.0	26.584	110.0	37.495	150.4	23.873	133.6	2:05.607	104.91	5.165	13:51:23.359

P2		97 GT3		Beechdean Motorsport				Aston Martin Vantage GT3				
IDEAL LAP TIME : 2:01.130		BEST LAP TIME : 2:01.130		D1: Andrew HOWARD		D2: Darren TURNER (PRO) (IN)		DIFFERENCE : 0.000				
LAP	SECTOR 1		SECTOR 2		SECTOR 3		SECTOR 4	LAP TIME	MPH	DIFF	TIME OF DAY	
1 - D1		148.7	26.008	113.9	51.468	140.6	23.910	137.0	2:22.128	92.71	20.998	13:27:18.775
2 - D1	38.535	148.1	26.201	110.9	38.580	146.2	23.116	136.7	2:06.432	104.22	5.302	13:29:25.207
3 - D1	37.337	150.1	25.944	113.5	36.377	148.1	22.987	137.0	2:02.645	107.44	1.515	13:31:27.852
4 - D1	36.952	150.1	26.477	112.7	38.362	149.1	23.112	136.1	2:04.903	105.50	3.773	13:33:32.755
5 - D1	36.477	150.1	25.558	114.9	36.290	148.7	22.805	136.4	2:01.130 (1)	108.79		13:35:33.885
6 - D1	36.662	150.1	25.632	114.5	36.513	148.1	22.955	137.2	2:01.762 (3)	108.22	0.632	13:37:35.647
7 - D1	36.591	149.7	25.572	113.3	36.384	148.7	22.930	137.5	2:01.477 (2)	108.47	0.347	13:39:37.124
8 - D1	37.657	150.4	26.428	112.9	36.723	147.8	23.123	136.7	2:03.931	106.33	2.801	13:41:41.055
9 - D1	36.998	149.7	25.957	112.2	36.929	148.1	23.183	136.7	2:03.067	107.07	1.937	13:43:44.122
10 - D1	36.703	149.7	25.880	113.5	36.824	148.4	23.331	135.5	2:02.738	107.36	1.608	13:45:46.860
11 - D1	37.136	149.7	25.792	112.9	37.493	146.5	23.157	137.0	2:03.578	106.63	2.448	13:47:50.438
12 - D1	36.727	150.8	26.764	106.3	37.122	147.1	23.346	136.1	2:03.959	106.30	2.829	13:49:54.397
13 - D1	37.013	150.4	25.620	114.1	36.926	148.4	23.375	136.4	2:02.934	107.19	1.804	13:51:57.331

P3		2 GTC		Topcats Racing				Lamborghini Super Trofeo				
IDEAL LAP TIME : 2:04.255		BEST LAP TIME : 2:04.806		D1: Charlotte GILBERT		D2: Tom RAWLINGS (PS)		DIFFERENCE : 0.551				
LAP	SECTOR 1		SECTOR 2		SECTOR 3		SECTOR 4	LAP TIME	MPH	DIFF	TIME OF DAY	
1 - D1		153.9	26.465	110.7	37.558	153.2	23.271	140.2	2:08.675	102.41	3.869	13:27:05.322
2 - D1	37.638	154.9	26.386	109.6	37.312	152.1	23.495	140.2	2:04.831 (2)	105.56	0.025	13:29:10.153
3 - D1	37.673	154.6	26.461	109.1	37.351	151.8	23.446	139.6	2:04.931 (3)	105.48	0.125	13:31:15.084
4 - D1	37.721	154.6	26.595	110.9	37.043	153.2	23.447	140.2	2:04.806 (1)	105.58		13:33:19.890
5 - D1	37.687	154.9	26.575	111.1	37.165	153.5	23.591	140.2	2:05.018	105.40	0.212	13:35:24.908
6 - D1	37.790	154.9	26.833	110.3	37.374	152.8	23.609	141.1	2:05.606	104.91	0.800	13:37:30.514
7 - D1	38.767	152.8	26.498	110.7	36.960	152.8	23.562	140.5	2:05.787	104.76	0.981	13:39:36.301
8 - D1	38.131	154.2	27.260	108.2	37.254	152.8	23.573	140.8	2:06.218	104.40	1.412	13:41:42.519
9 - D1	37.863	154.2	26.903	109.8	37.272	153.2	23.507	140.2	2:05.545	104.96	0.739	13:43:48.064
10 - D1	37.868	155.7	26.752	109.8	37.268	153.9	23.684	140.2	2:05.572	104.94	0.766	13:45:53.636
11 - D1	37.761	154.9	26.854	110.0	37.413	152.8	23.536	141.1	2:05.564	104.94	0.758	13:47:59.200
12 - D1	37.766	155.3	26.765	110.7	38.598	149.7	23.583	141.1	2:06.712	103.99	1.906	13:50:05.912
13 - D1	37.775	155.7	27.176	105.6	37.646	152.5	23.515	140.5	2:06.112	104.49	1.306	13:52:12.024

2024 GT Cup Championship

RACE 3 - SECTOR ANALYSIS



SECTOR 1 = FL to I1, SECTOR 2 = I1 to I2 SECTOR 3 = I2 to I3, SECTOR 4 = I3 to FL, DIFF = Difference To Personal Best Lap, P = Crossed Finish Line in Pit Lane, D = Time Disallowed

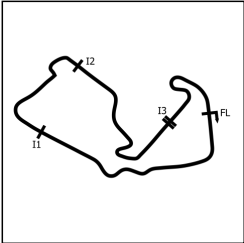
P4		3 GTC		Topcats Racing				Lamborghini Super Trofeo					
IDEAL LAP TIME : 2:04.095				BEST LAP TIME : 2:04.308				DIFFERENCE : 0.213					
D1: Warren GILBERT				D2: Fraser FENWICK									
LAP	SECTOR 1		SECTOR 2		SECTOR 3		SECTOR 4		LAP TIME	MPH	DIFF	TIME OF DAY	
1 - D1		143.0	28.938	105.5	39.066	151.4	24.224	139.6	2:49.973	77.52	45.665	13:27:46.620	
2 - D1	38.092	154.6	26.495	111.4	37.420	152.5	23.597	140.5	2:05.604	104.91	1.296	13:29:52.224	
3 - D1	37.856	154.9	26.712	111.1	37.739	153.2	23.655	140.5	2:05.962	104.61	1.654	13:31:58.186	
4 - D1	39.198	154.6	26.670	110.7	38.256	150.4	23.702	140.2	2:07.826	103.09	3.518	13:34:06.012	
5 - D1	37.608	155.7	26.501	112.4	37.304	154.2	23.432	140.5	2:04.845	105.55	0.537	13:36:10.857	
6 - D1	37.682	156.0	26.603	112.9	37.661	152.5	23.561	141.4	2:05.507	104.99	1.199	13:38:16.364	
7 - D1	37.723	156.4	27.388	109.4	37.952	151.8	23.607	140.2	2:06.670	104.03	2.362	13:40:23.034	
8 - D1	38.452	153.9	26.734	111.1	37.654	152.5	23.598	140.2	2:06.438	104.22	2.130	13:42:29.472	
9 - D1	37.634	155.3	26.547	112.7	37.376	153.5	23.437	140.5	2:04.994	105.42	0.686	13:44:34.466	
10 - D1	37.473	155.3	26.520	111.4	37.255	153.9	23.386	140.5	2:04.634 (2)	105.73	0.326	13:46:39.100	
11 - D1	37.396	155.3	26.247	112.4	37.107	153.2	23.558	141.1	2:04.308 (1)	106.00		13:48:43.408	
12 - D1	37.700	155.7	26.545	112.2	37.249	153.5	23.345	140.8	2:04.839 (3)	105.55	0.531	13:50:48.247	
13 - D1	37.625	154.6	26.451	112.4	37.600	152.8	23.526	140.8	2:05.202	105.25	0.894	13:52:53.449	

P5 62 GTC Woodrow Motorsport										Lamborghini Super Trofeo			
IDEAL LAP TIME : 2:06.960				BEST LAP TIME : 2:07.683				DIFFERENCE : 0.723					
D1: Kevin CLARKE (INV)													
LAP	SECTOR 1		SECTOR 2		SECTOR 3		SECTOR 4		LAP TIME	MPH	DIFF	TIME OF DAY	
1 - D1		152.1	26.956	112.4	38.281	149.4	23.768	139.0	2:12.101	99.75	4.418	13:27:08.748	
2 - D1	38.385	152.1	27.463	108.5	37.851	150.4	23.984	139.0	2:07.683 (1)	103.20		13:29:16.431	
3 - D1	38.521	152.5	27.536	108.5	38.318	150.1	24.236	137.8	2:08.611 (3)	102.46	0.928	13:31:25.042	
4 - D1	38.636	153.9	27.391	109.1	38.312	151.4	24.326	138.7	2:08.665	102.41	0.982	13:33:33.707	
5 - D1	38.585	153.2	27.410	109.6	37.947	151.1	24.095	138.4	2:08.037 (2)	102.92	0.354	13:35:41.744	
6 - D1	38.792	153.9	27.518	108.0	38.540	149.7	24.068	138.7	2:08.918	102.21	1.235	13:37:50.662	
7 - D1	38.979	152.5	27.684	110.3	38.082	150.4	24.108	137.5	2:08.853	102.26	1.170	13:39:59.515	
8 - D1	38.902	152.5	27.368	107.2	38.321	150.4	24.277	138.4	2:08.868	102.25	1.185	13:42:08.383	
9 - D1	38.837	152.8	27.696	107.0	38.652	149.4	23.983	138.1	2:09.168	102.02	1.485	13:44:17.551	
10 - D1	38.782	152.5	27.659	108.5	38.017	151.4	25.327	132.3	2:09.785	101.53	2.102	13:46:27.336	
11 - D1	39.552	152.8	27.661	108.7	38.198	149.7	24.313	137.8	2:09.724	101.58	2.041	13:48:37.060	
12 - D1	38.930	152.8	27.517	107.8	38.697	149.7	24.076	138.4	2:09.220	101.97	1.537	13:50:46.280	
13 - D1	39.605	151.8	27.593	108.4	39.398	131.8	25.224	131.2	2:11.820	99.96	4.137	13:52:58.100	

P6		33 GT3		G-Cat Racing				Porsche 911 GTR GT3				
IDEAL LAP TIME : 2:06.716				BEST LAP TIME : 2:07.261				DIFFERENCE : 0.545				
D1: Shamus JENNINGS				D2: Greg CATON								
LAP	SECTOR 1		SECTOR 2		SECTOR 3		SECTOR 4		LAP TIME	MPH	DIFF	TIME OF DAY
1 - D1		145.5	27.580	108.4	39.114	146.8	24.078	136.1	2:18.049	95.45	10.788	13:27:14.696
2 - D1	39.630	145.2	26.894	109.8	38.150	147.1	23.822	136.4	2:08.496	102.55	1.235	13:29:23.192
3 - D1	39.111	146.8	27.305	112.0	38.047	148.1	23.832	136.4	2:08.295	102.71	1.034	13:31:31.487
4 - D1	38.558	148.7	27.243	111.2	38.556	148.1	23.767	135.8	2:08.124	102.85	0.863	13:33:39.611
5 - D1	38.177	147.4	27.420	108.9	38.124	148.4	24.004	135.8	2:07.725 (2)	103.17	0.464	13:35:47.336
6 - D1	39.366	148.7	27.538	109.6	38.560	147.1	24.156	135.5	2:09.620	101.66	2.359	13:37:56.956
7 - D1	38.652	147.1	27.331	110.7	38.494	146.5	24.082	136.7	2:08.559	102.50	1.298	13:40:05.515
8 - D1	38.409	146.5	27.387	108.2	38.515	147.8	24.176	136.1	2:08.487	102.56	1.226	13:42:14.002
9 - D1	38.630	148.1	27.093	110.1	38.424	147.4	23.821	135.5	2:07.968 (3)	102.97	0.707	13:44:21.970
10 - D1	38.343	146.5	27.244	107.2	37.878	148.4	23.796	136.4	2:07.261 (1)	103.54		13:46:29.231
11 - D1	38.621	148.1	27.513	107.0	38.638	147.4	27.382	134.7	2:12.154	99.71	4.893	13:48:41.385
12 - D1	42.710	147.1	30.132	102.6	39.783	147.1	24.233	136.4	2:16.858	96.28	9.597	13:50:58.243
13 - D1	39.665	146.5	27.463	109.2	38.496	145.8	23.947	136.1	2:09.571	101.70	2.310	13:53:07.814

2024 GT Cup Championship

RACE 3 - SECTOR ANALYSIS



SECTOR 1 = FL to I1, SECTOR 2 = I1 to I2 SECTOR 3 = I2 to I3, SECTOR 4 = I3 to FL, DIFF = Difference To Personal Best Lap, P = Crossed Finish Line in Pit Lane, D = Time Disallowed

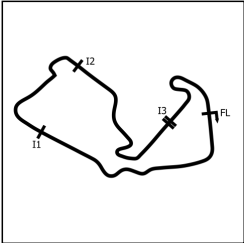
P7 9 GTH Forsetti Motorsport												Aston Martin Vantage GT4	
IDEAL LAP TIME : 2:10.268				BEST LAP TIME : 2:10.661				DIFFERENCE : 0.393					
D1: Matthew HIGGINS				D2: Mikey PORTER (PS)									
LAP	SECTOR 1		SECTOR 2		SECTOR 3		SECTOR 4		LAP TIME	MPH	DIFF	TIME OF DAY	
1 - D2		140.1	27.585	105.3	39.540	137.7	24.570	125.7	2:18.483	95.15	7.822	13:27:15.130	
2 - D2	40.245	136.6	27.483	103.5	39.986	136.3	24.440	126.4	2:12.154	99.71	1.493	13:29:27.284	
3 - D2	40.370	139.8	27.344	105.6	39.069	136.1	24.274	125.7	2:11.057	100.55	0.396	13:31:38.341	
4 - D2	39.832	139.2	27.562	104.5	39.130	136.9	24.421	125.2	2:10.945	100.63	0.284	13:33:49.286	
5 - D2	39.887	139.2	27.424	105.5	39.077	136.9	24.273	125.9	2:10.661 (1)	100.85		13:35:59.947	
6 - D2	39.925	139.2	27.378	104.6	39.244	136.3	24.358	125.9	2:10.905	100.66	0.244	13:38:10.852	
7 - D2	39.848	138.9	27.230	105.3	39.204	135.8	24.389	125.7	2:10.671 (2)	100.84	0.010	13:40:21.523	
8 - D2	40.723	138.9	27.622	104.5	39.311	136.9	24.442	125.7	2:12.098	99.75	1.437	13:42:33.621	
9 - D2	39.909	139.5	27.182	106.0	39.242	136.6	24.383	125.7	2:10.716 (3)	100.81	0.055	13:44:44.337	
10 - D2	39.911	139.2	27.317	105.6	39.171	136.6	24.390	125.7	2:10.789	100.75	0.128	13:46:55.126	
11 - D2	39.813	139.2	27.316	106.0	39.147	135.8	24.461	126.2	2:10.737	100.79	0.076	13:49:05.863	
12 - D2	40.032	140.3	27.322	105.8	39.000	136.3	24.449	126.4	2:10.803	100.74	0.142	13:51:16.666	
13 - D2	40.021	139.5	27.442	106.0	39.068	136.9	24.366	125.9	2:10.897	100.67	0.236	13:53:27.563	

P8 80 GTC Team Trofeo Racing												Porsche 911 GT3 Cup	
IDEAL LAP TIME : 2:08.986				BEST LAP TIME : 2:09.623				DIFFERENCE : 0.637					
D1: James CALEY				D2: Bill CALEY (INV)									
LAP	SECTOR 1		SECTOR 2		SECTOR 3		SECTOR 4		LAP TIME	MPH	DIFF	TIME OF DAY	
1 - D1		149.1	28.811	106.0	42.031	138.6	24.785	134.2	2:23.556	91.79	13.933	13:27:20.203	
2 - D1	40.161	149.7	27.586	106.0	38.798	149.1	24.376	136.1	2:10.921	100.65	1.298	13:29:31.124	
3 - D1	39.847	151.1	27.753	107.7	38.929	148.4	24.482	135.5	2:11.011	100.58	1.388	13:31:42.135	
4 - D1	39.928	151.1	27.521	108.5	38.852	146.2	24.541	127.4	2:10.842	100.71	1.219	13:33:52.977	
5 - D1	40.211	151.4	27.285	108.7	39.057	150.1	24.956	131.2	2:11.509	100.20	1.886	13:36:04.486	
6 - D1	39.764	151.4	27.527	108.5	38.328	150.8	24.004	136.7	2:09.623 (1)	101.66		13:38:14.109	
7 - D1	39.584	151.4	28.552	106.3	39.331	149.1	24.488	136.7	2:11.955	99.86	2.332	13:40:26.064	
8 - D1	39.697	151.1	27.479	107.5	38.738	150.4	24.226	137.2	2:10.140 (3)	101.25	0.517	13:42:36.204	
9 - D1	39.470	152.1	27.543	108.2	38.845	147.4	24.337	136.7	2:10.195	101.21	0.572	13:44:46.399	
10 - D1	39.369	151.4	28.254	106.8	38.547	151.4	24.344	137.2	2:10.514	100.96	0.891	13:46:56.913	
11 - D1	39.854	150.8	27.797	108.7	38.878	135.8	24.374	136.7	2:10.903	100.66	1.280	13:49:07.816	
12 - D1	39.795	151.8	27.387	108.9	38.841	149.1	24.491	136.7	2:10.514	100.96	0.891	13:51:18.330	
13 - D1	39.515	151.8	27.369	104.3	38.638	150.4	24.256	137.0	2:09.778 (2)	101.54	0.155	13:53:28.108	

P9 10 GTH Forsetti Motorsport							Aston Martin Vantage GT4					
IDEAL LAP TIME : 2:10.266			BEST LAP TIME : 2:10.377				DIFFERENCE : 0.111					
D1: Sam NESER			D2: Will ORTON (PS)									
LAP	SECTOR 1		SECTOR 2		SECTOR 3		SECTOR 4		LAP TIME	MPH	DIFF	TIME OF DAY
1 - D1		138.0	28.922	104.6	39.851	138.0	24.233	127.4	2:21.096	93.39	10.719	13:27:17.743
2 - D1	39.804	140.6	27.244	105.8	39.119	138.9	24.210	127.9	2:10.377 (1)	101.07		13:29:28.120
3 - D1	39.761	141.8	28.647	95.5	39.763	138.0	24.250	127.2	2:12.421	99.51	2.044	13:31:40.541
4 - D1	39.884	141.2	27.610	105.8	39.156	138.6	24.378	127.2	2:11.028	100.57	0.651	13:33:51.569
5 - D1	40.285	138.0	27.608	105.3	39.181	138.9	24.255	127.2	2:11.329	100.34	0.952	13:36:02.898
6 - D1	39.854	140.9	27.333	105.8	39.082	138.3	24.231	127.4	2:10.500 (2)	100.97	0.123	13:38:13.398
7 - D1	39.751	140.1	27.329	105.8	39.217	137.2	24.448	127.7	2:10.745	100.79	0.368	13:40:24.143
8 - D1	39.972	140.9	27.425	105.5	39.246	138.3	24.348	127.4	2:10.991	100.60	0.614	13:42:35.134
9 - D1	39.837	141.2	27.361	106.1	39.195	138.3	24.342	127.2	2:10.735	100.79	0.358	13:44:45.869
10 - D1	39.730	140.6	27.302	106.0	39.113	138.6	24.437	127.4	2:10.582 (3)	100.91	0.205	13:46:56.451
11 - D1	39.956	140.9	27.379	105.8	39.245	137.7	24.442	127.4	2:11.022	100.57	0.645	13:49:07.473
12 - D1	40.879	142.1	27.450	105.6	39.270	138.3	24.360	127.7	2:11.959	99.86	1.582	13:51:19.432
13 - D1	39.751	142.1	27.501	105.0	39.359	138.3	24.384	127.7	2:10.995	100.59	0.618	13:53:30.427

2024 GT Cup Championship

RACE 3 - SECTOR ANALYSIS



SECTOR 1 = FL to I1, SECTOR 2 = I1 to I2 SECTOR 3 = I2 to I3, SECTOR 4 = I3 to FL, DIFF = Difference To Personal Best Lap, P = Crossed Finish Line in Pit Lane, D = Time Disallowed

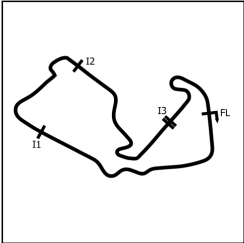
P10		86 GTH		SVG Motorsport				Ginetta G56 GT4				
IDEAL LAP TIME : 2:10.896				BEST LAP TIME : 2:11.392				DIFFERENCE : 0.496				
D1: Liona THEOBALD				D2: Owen HIZZEY (PS)								
LAP	SECTOR 1		SECTOR 2		SECTOR 3		SECTOR 4		LAP TIME	MPH	DIFF	TIME OF DAY
1 - D1		138.6	27.714	105.1	39.718	137.2	24.396	126.4	2:17.604	95.76	6.212	13:27:14.251
2 - D1	41.155	138.3	27.889	106.0	39.689	136.9	24.584	127.2	2:13.317	98.84	1.925	13:29:27.568
3 - D1	40.175	138.3	28.647	95.8	40.366	137.2	24.480	126.7	2:13.668	98.58	2.276	13:31:41.236
4 - D1	40.182	139.8	27.605	105.0	39.194	137.7	24.634	125.9	2:11.615	100.12	0.223	13:33:52.851
5 - D1	41.059	141.5	27.586	105.5	39.378	138.0	24.481	126.7	2:12.504	99.45	1.112	13:36:05.355
6 - D1	39.990	140.9	28.036	105.6	39.383	136.1	24.824	125.9	2:12.233	99.65	0.841	13:38:17.588
7 - D1	40.178	138.6	27.534	105.1	39.232	136.6	24.448	126.2	2:11.392 (1)	100.29		13:40:28.980
8 - D1	40.437	138.3	27.477	105.5	39.264	136.9	24.429	125.9	2:11.607 (3)	100.12	0.215	13:42:40.587
9 - D1	40.012	139.2	27.522	105.6	39.402	136.6	24.533	126.2	2:11.469 (2)	100.23	0.077	13:44:52.056
10 - D1	39.882	139.2	27.964	105.6	39.243	136.6	24.774	126.2	2:11.863	99.93	0.471	13:47:03.919
11 - D1	40.124	138.9	27.424	105.5	39.442	135.8	24.750	126.4	2:11.740	100.02	0.348	13:49:15.659
12 - D1	40.196	139.2	27.601	106.0	39.547	136.3	24.465	125.9	2:11.809	99.97	0.417	13:51:27.468

P11		11 GTH		Paddock Motorsport				McLaren Artura GT4				
IDEAL LAP TIME : 2:11.001				BEST LAP TIME : 2:11.610				DIFFERENCE : 0.609				
D1: Michael ORANT				D2: Thomas HOLLAND (PS)								
LAP	SECTOR 1		SECTOR 2		SECTOR 3		SECTOR 4		LAP TIME	MPH	DIFF	TIME OF DAY
1 - D1		138.6	27.728	105.3	39.750	135.8	24.458	124.3	2:17.346	95.94	5.736	13:27:13.993
2 - D1	40.757	139.5	27.882	104.6	39.804	134.7	24.665	124.5	2:13.108	99.00	1.498	13:29:27.101
3 - D1	40.634	137.7	27.902	104.5	39.466	136.1	24.373	123.8	2:12.375	99.54	0.765	13:31:39.476
4 - D1	40.206	138.3	27.814	105.0	39.235	136.3	24.630	123.8	2:11.885	99.91	0.275	13:33:51.361
5 - D1	40.515	138.9	28.072	104.6	39.595	136.9	24.826	124.0	2:13.008	99.07	1.398	13:36:04.369
6 - D1	40.928	136.9	28.381	102.2	39.569	136.6	24.769	123.3	2:13.647	98.60	2.037	13:38:18.016
7 - D1	40.224	139.8	27.498	104.8	39.586	135.8	24.444	124.5	2:11.752	100.01	0.142	13:40:29.768
8 - D1	40.331	138.6	27.505	104.8	39.333	136.1	24.441	124.5	2:11.610 (1)	100.12		13:42:41.378
9 - D1	40.274	139.5	27.452	105.0	39.584	135.8	24.464	124.7	2:11.774	100.00	0.164	13:44:53.152
10 - D1	40.482	138.9	27.235	105.1	39.473	136.6	24.450	124.3	2:11.640 (3)	100.10	0.030	13:47:04.792
11 - D1	40.658	139.2	27.433	105.5	39.614	135.5	24.899	124.7	2:12.604	99.37	0.994	13:49:17.396
12 - D1	40.357	138.6	27.481	105.3	39.466	135.8	24.325	125.0	2:11.629 (2)	100.11	0.019	13:51:29.025

P12		28 GTO		Kendall Developments				Lamborghini Super Trofeu				
IDEAL LAP TIME : 2:07.106				BEST LAP TIME : 2:07.218				DIFFERENCE : 0.112				
D1: Paul BAILEY				D2: David BRABHAM (PRO)								
LAP	SECTOR 1		SECTOR 2		SECTOR 3		SECTOR 4		LAP TIME	MPH	DIFF	TIME OF DAY
1 - D1		153.9	27.225	109.6	39.039	150.8	23.687	139.6	2:13.880	98.42	6.662	13:27:10.527
2 - D1	38.339	154.6	26.865	112.9	38.215	151.4	23.799	139.3	2:07.218 (1)	103.58		13:29:17.745
3 - D1	38.717	154.2	26.979	110.9	38.482	151.4	23.709	140.2	2:07.887 (3)	103.04	0.669	13:31:25.632
4 - D1	38.683	154.9	27.672	110.7	38.953	151.4	23.857	141.4	2:09.165	102.02	1.947	13:33:34.797
5 - D1	38.673	155.7	26.975	111.2	38.943	151.1	24.007	140.8	2:08.598	102.47	1.380	13:35:43.395
6 - D1	38.630	154.6	27.112	112.4	38.323	151.4	23.819	140.2	2:07.884 (2)	103.04	0.666	13:37:51.279
7 - D1	38.913	153.9	27.712	111.2	38.564	150.4	24.054	140.8	2:09.243	101.96	2.025	13:40:00.522
8 - D1	39.046	153.9	27.213	110.9	38.662	150.8	24.370	140.2	2:09.291	101.92	2.073	13:42:09.813
9 - D1	38.609	155.3	27.237	110.7	38.758	151.8	23.899	138.7	2:08.503	102.54	1.285	13:44:18.316
10 - D1	38.800	154.6	27.202	111.8	38.734	151.1	24.328	134.2	2:09.064	102.10	1.846	13:46:27.380
11 - D1	39.671	154.6	27.796	110.1	38.389	152.1	1:15.107	133.6	3:00.963	72.82	53.745	13:49:28.343
12 - D1	39.711	153.9	27.673	112.5	39.486	149.4	24.379	138.1	2:11.249	100.40	4.031	13:51:39.592

2024 GT Cup Championship

RACE 3 - SECTOR ANALYSIS



SECTOR 1 = FL to I1, SECTOR 2 = I1 to I2 SECTOR 3 = I2 to I3, SECTOR 4 = I3 to FL, DIFF = Difference To Personal Best Lap, P = Crossed Finish Line in Pit Lane, D = Time Disallowed

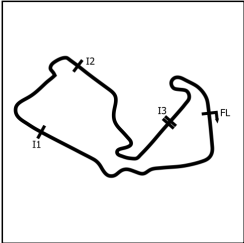
P13		72 GTC		Woodrow Motorsport				BMW M3 GTR				
IDEAL LAP TIME : 2:11.563				BEST LAP TIME : 2:11.968				DIFFERENCE : 0.405				
D1: Chris MURPHY												
LAP	SECTOR 1		SECTOR 2		SECTOR 3		SECTOR 4		LAP TIME	MPH	DIFF	TIME OF DAY
1 - D1		146.2	28.766	102.9	42.141	138.3	25.078	129.4	2:25.020	90.86	13.052	13:27:21.667
2 - D1	42.349	140.3	28.942	103.7	40.385	139.2	25.461	128.7	2:17.137	96.09	5.169	13:29:38.804
3 - D1	41.347	145.2	27.837	103.5	40.389	139.8	25.263	130.2	2:14.836	97.73	2.868	13:31:53.640
4 - D1	41.155	144.3	27.842	105.6	39.883	139.5	24.738	129.7	2:13.618	98.62	1.650	13:34:07.258
5 - D1	40.459	144.3	27.773	105.0	39.425	141.8	24.427	130.2	2:12.084 (2)	99.76	0.116	13:36:19.342
6 - D1	40.523	145.8	27.546	102.2	39.657	140.9	24.567	130.2	2:12.293	99.61	0.325	13:38:31.635
7 - D1	40.396	143.7	27.646	104.5	39.561	140.3	24.365	130.2	2:11.968 (1)	99.85		13:40:43.603
8 - D1	40.464	145.5	27.857	102.9	39.553	141.5	24.350	130.7	2:12.224 (3)	99.66	0.256	13:42:55.827
9 - D1	40.481	144.3	27.759	102.2	39.636	141.8	24.599	130.2	2:12.475	99.47	0.507	13:45:08.302
10 - D1	40.661	145.2	28.663	101.8	39.993	141.5	24.597	129.4	2:13.914	98.40	1.946	13:47:22.216
11 - D1	40.242	144.3	28.009	103.4	39.792	139.8	24.659	130.4	2:12.702	99.30	0.734	13:49:34.918
12 - D1	40.452	144.0	27.955	104.2	39.857	140.1	24.472	130.2	2:12.736	99.27	0.768	13:51:47.654

P14		75 GTC		Team Parker Racing				Porsche 911 GT3 Cup				
IDEAL LAP TIME : 2:13.145				BEST LAP TIME : 2:14.276				DIFFERENCE : 1.131				
D1: Keith BUSH												
LAP	SECTOR 1		SECTOR 2		SECTOR 3		SECTOR 4		LAP TIME	MPH	DIFF	TIME OF DAY
1 - D1		148.1	29.150	103.2	41.335	146.2	25.219	131.5	2:26.371	90.03	12.095	13:27:23.018
2 - D1	42.016	150.1	29.068	104.2	40.945	146.2	25.228	135.3	2:17.257	96.00	2.981	13:29:40.275
3 - D1	40.795	149.7	29.026	101.6	40.852	147.1	25.522	132.3	2:16.195	96.75	1.919	13:31:56.470
4 - D1	41.112	149.1	28.545	105.3	40.357	148.1	24.926	135.8	2:14.940 (3)	97.65	0.664	13:34:11.410
5 - D1	39.783	150.8	28.916	101.6	40.423	146.5	25.195	135.5	2:14.317 (2)	98.10	0.041	13:36:25.727
6 - D1	41.414	150.8	28.715	106.5	40.169	144.3	25.324	135.8	2:15.622	97.16	1.346	13:38:41.349
7 - D1	40.117	149.7	28.268	96.5	41.751	143.7	25.945	121.7	2:16.081	96.83	1.805	13:40:57.430
8 - D1	42.573	149.4	28.393	104.8	41.315	145.8	25.166	135.3	2:17.447	95.87	3.171	13:43:14.877
9 - D1	40.092	149.4	28.968	102.6	41.887	145.5	25.278	135.0	2:16.225	96.73	1.949	13:45:31.102
10 - D1	40.137	149.7	28.385	104.3	40.829	145.8	24.925	134.4	2:14.276 (1)	98.13		13:47:45.378
11 - D1	40.096	150.1	29.167	97.8	41.311	138.3	25.419	133.9	2:15.993	96.90	1.717	13:50:01.371
12 - D1	40.885	150.4	28.434	102.2	41.566	144.9	24.934	135.3	2:15.819	97.02	1.543	13:52:17.190

P15		40 GTC		Woodrow Motorsport				BMW E46				
IDEAL LAP TIME : 2:14.082				BEST LAP TIME : 2:14.560				DIFFERENCE : 0.478				
D1: Jasva SAPRA (INV)												
LAP	SECTOR 1		SECTOR 2		SECTOR 3		SECTOR 4		LAP TIME	MPH	DIFF	TIME OF DAY
1 - D1		134.7	28.493	103.5	42.627	133.9	25.803	122.4	2:24.584	91.14	10.024	13:27:21.231
2 - D1	42.251	128.0	28.393	103.4	40.852	136.1	25.419	124.3	2:16.915	96.24	2.355	13:29:38.146
3 - D1	40.954	133.1	28.047	101.9	41.023	137.2	25.275	123.6	2:15.299	97.39	0.739	13:31:53.445
4 - D1	42.106	137.5	28.078	102.9	41.441	136.6	24.940	125.0	2:16.565	96.49	2.005	13:34:10.010
5 - D1	40.824	134.4	28.402	100.6	40.845	136.6	25.196	123.3	2:15.267 (3)	97.42	0.707	13:36:25.277
6 - D1	41.636	133.1	28.220	102.1	40.737	137.7	25.330	122.0	2:15.923	96.95	1.363	13:38:41.200
7 - D1	41.435	133.9	28.048	104.6	40.850	138.6	25.713	123.1	2:16.046	96.86	1.486	13:40:57.246
8 - D1	41.870	133.9	28.386	101.3	40.755	136.6	25.428	122.9	2:16.439	96.58	1.879	13:43:13.685
9 - D1	41.271	133.9	29.399	99.8	41.407	133.6	26.122	123.6	2:18.199	95.35	3.639	13:45:31.884
10 - D1	40.953	135.2	27.822	103.8	40.804	134.7	25.115	125.5	2:14.694 (2)	97.83	0.134	13:47:46.578
11 - D1	40.583	136.9	27.847	103.2	40.811	133.9	25.319	124.7	2:14.560 (1)	97.93		13:50:01.138
12 - D1	42.342	136.1	28.234	103.5	41.257	133.4	25.165	125.7	2:16.998	96.18	2.438	13:52:18.136

2024 GT Cup Championship

RACE 3 - SECTOR ANALYSIS



SECTOR 1 = FL to I1, SECTOR 2 = I1 to I2 SECTOR 3 = I2 to I3, SECTOR 4 = I3 to FL, DIFF = Difference To Personal Best Lap, P = Crossed Finish Line in Pit Lane, D = Time Disallowed

P16		370 GTA		Jolt Racing				McLaren 570S GT4				
IDEAL LAP TIME : 2:15.374				BEST LAP TIME : 2:15.556				DIFFERENCE : 0.182				
D1: Rupert WILLIAMS				D2: John INGRAM (PS)								
LAP	SECTOR 1		SECTOR 2		SECTOR 3		SECTOR 4		LAP TIME	MPH	DIFF	TIME OF DAY
1 - D1		142.4	29.004	99.5	41.827	133.9	25.485	126.7	2:24.772	91.02	9.216	13:27:21.419
2 - D1	42.417	140.3	28.619	101.5	40.577	138.3	25.561	126.7	2:17.174	96.06	1.618	13:29:38.593
3 - D1	41.573	138.6	28.913	98.6	41.297	136.9	25.880	126.2	2:17.663	95.72	2.107	13:31:56.256
4 - D1	42.496	140.6	28.831	101.3	41.079	137.7	25.657	126.2	2:18.063	95.44	2.507	13:34:14.319
5 - D1	41.421	139.5	28.535	101.3	40.967	137.2	25.371	125.7	2:16.294	96.68	0.738	13:36:30.613
6 - D1	41.484	139.2	28.433	101.5	41.203	136.1	25.506	125.2	2:16.626	96.45	1.070	13:38:47.239
7 - D1	41.884	138.6	28.639	98.8	41.273	136.3	25.506	124.7	2:17.302	95.97	1.746	13:41:04.541
8 - D1	41.403	140.1	28.517	101.9	40.739	137.2	25.383	125.2	2:16.042 (3)	96.86	0.486	13:43:20.583
9 - D1	41.395	139.5	28.499	100.9	41.124	136.1	25.715	125.0	2:16.733	96.37	1.177	13:45:37.316
10 - D1	41.251	139.5	28.407	101.2	40.632	136.3	25.266	125.7	2:15.556 (1)	97.21		13:47:52.872
11 - D1	41.234	138.9	28.297	99.5	40.915	137.2	25.579	125.5	2:16.025 (2)	96.87	0.469	13:50:08.897
12 - D1	41.322	140.1	28.537	100.6	40.832	136.1	25.616	125.7	2:16.307	96.67	0.751	13:52:25.204

P17		99 GTO		Tim Gray Motorsport				Radical RXC				
IDEAL LAP TIME : 2:01.228				BEST LAP TIME : 2:01.584				DIFFERENCE : 0.356				
D1: Steve BURGESS												
LAP	SECTOR 1		SECTOR 2		SECTOR 3		SECTOR 4		LAP TIME	MPH	DIFF	TIME OF DAY
1 - D1		161.3	26.168	116.7	36.248	160.1	23.066	146.1	2:05.340	105.13	3.756	13:27:01.987
2 - D1	36.814	161.7	25.582	117.5	36.342	159.4	23.047	145.8	2:01.785 (2)	108.20	0.201	13:29:03.772
3 - D1	36.603	162.0	25.857	117.5	36.186	159.0	22.938	146.1	2:01.584 (1)	108.38		13:31:05.356
4 - D1	36.522	162.0	25.929	116.3	36.393	160.5	23.157	146.7	2:02.001 (3)	108.01	0.417	13:33:07.357
5 - D1	36.558	161.3	25.976	115.7	36.476	159.4	23.587	144.8	2:02.597	107.48	1.013	13:35:09.954
6 - D1	37.638	159.7	26.466	112.7	36.812	158.6	23.435	143.5	2:04.351	105.97	2.767	13:37:14.305

P18		24 GT3		Greystone GT				McLaren 720S GT3				
IDEAL LAP TIME :				BEST LAP TIME :				DIFFERENCE :				
D1: Andrey BORODIN				D2: Ed PEAD (PRO) (INV)								
LAP	SECTOR 1		SECTOR 2		SECTOR 3		SECTOR 4		LAP TIME	MPH	DIFF	TIME OF DAY
1 - D1		48.4	55.658	47.3	1:17.442	54.2	IN PIT		4:38.020 P	47.39		13:29:34.667

2024 GT Cup Championship

RACE 3 - BEST SECTORS

SECTOR 1				SECTOR 2			SECTOR 3			SECTOR 4			IDEAL / BEST COMPARISON					
POS	NO	NAME	TIME	NO	NAME	TIME	NO	NAME	TIME	NO	NAME	TIME	POS	NO	NAME	IDEAL	BEST	DIFF
													PERFECT LAP		1:59.512			
1	6	Team Ab	36.292	6	Team Ab	25.144	6	Team Ab	35.633	6	Team Ab	22.443	1	6	Team Abba Racing	1:59.512	2:00.442	0.930
2	97	Beechde	36.477	97	Beechde	25.558	99	Tim Gra	36.186	97	Beechde	22.805	2	97	Beechdean Motorsport	2:01.130	2:01.130	0.000
3	99	Tim Gra	36.522	99	Tim Gra	25.582	97	Beechde	36.290	99	Tim Gra	22.938	3	99	Tim Gray Motorsport	2:01.228	2:01.584	0.356
4	3	Topcats	37.396	3	Topcats	26.247	2	Topcats	36.960	2	Topcats	23.271	4	3	Topcats Racing	2:04.095	2:04.308	0.213
5	2	Topcats	37.638	2	Topcats	26.386	3	Topcats	37.107	3	Topcats	23.345	5	2	Topcats Racing	2:04.255	2:04.806	0.551
6	33	G-Cat R	38.177	28	Kendall	26.865	62	Woodrow	37.851	28	Kendall	23.687	6	33	G-Cat Racing	2:06.716	2:07.261	0.545
7	28	Kendall	38.339	33	G-Cat R	26.894	33	G-Cat R	37.878	33	G-Cat R	23.767	7	62	Woodrow Motorsport	2:06.960	2:07.683	0.723
8	62	Woodrow	38.385	62	Woodrow	26.956	28	Kendall	38.215	62	Woodrow	23.768	8	28	Kendall Developments	2:07.106	2:07.218	0.112
9	80	Team Tr	39.369	9	Forsett	27.182	80	Team Tr	38.328	80	Team Tr	24.004	9	80	Team Trofeo Racing	2:08.986	2:09.623	0.637
10	10	Forsett	39.730	11	Paddock	27.235	9	Forsett	39.000	10	Forsett	24.210	10	10	Forsetti Motorsport	2:10.266	2:10.377	0.111
11	75	Team Pa	39.783	10	Forsett	27.244	10	Forsett	39.082	9	Forsett	24.273	11	9	Forsetti Motorsport	2:10.268	2:10.661	0.393
12	9	Forsett	39.813	80	Team Tr	27.285	86	SVG Mot	39.194	11	Paddock	24.325	12	86	SVG Motorsport	2:10.896	2:11.392	0.496
13	86	SVG Mot	39.882	86	SVG Mot	27.424	11	Paddock	39.235	72	Woodrow	24.350	13	11	Paddock Motorsport	2:11.001	2:11.610	0.609
14	11	Paddock	40.206	72	Woodrow	27.546	72	Woodrow	39.425	86	SVG Mot	24.396	14	72	Woodrow Motorsport	2:11.563	2:11.968	0.405
15	72	Woodrow	40.242	40	Woodrow	27.822	75	Team Pa	40.169	75	Team Pa	24.925	15	75	Team Parker Racing	2:13.145	2:14.276	1.131
16	40	Woodrow	40.583	75	Team Pa	28.268	370	Jolt Ra	40.577	40	Woodrow	24.940	16	40	Woodrow Motorsport	2:14.082	2:14.560	0.478
17	370	Jolt Ra	41.234	370	Jolt Ra	28.297	40	Woodrow	40.737	370	Jolt Ra	25.266	17	370	Jolt Racing	2:15.374	2:15.556	0.182
18				24	Greysto	55.658	24	Greysto	1:17.442				18	24	Greystone GT			

2024 GT Cup Championship

RACE 3 - BEST SPEEDS

INTERMEDIATE 1				INTERMEDIATE 2				INTERMEDIATE 3				FINISH LINE			
POS	NO	NAME	MPH	NO	NAME	MPH	NO	NAME	MPH	NO	NAME	MPH	NO	NAME	MPH
1	99	Tim Gray Motorsport	162.0	6	Team Abba Racing	117.5	99	Tim Gray Motorsport	160.5	99	Tim Gray Motorsport	146.7			
2	3	Topcats Racing	156.4	99	Tim Gray Motorsport	117.5	6	Team Abba Racing	156.0	6	Team Abba Racing	143.5			
3	6	Team Abba Racing	156.0	97	Beechdean Motorsport	114.9	3	Topcats Racing	154.2	3	Topcats Racing	141.4			
4	2	Topcats Racing	155.7	3	Topcats Racing	112.9	2	Topcats Racing	153.9	28	Kendall Developments	141.4			
5	28	Kendall Developments	155.7	28	Kendall Developments	112.9	28	Kendall Developments	152.1	2	Topcats Racing	141.1			
6	62	Woodrow Motorsport	153.9	62	Woodrow Motorsport	112.4	62	Woodrow Motorsport	151.4	62	Woodrow Motorsport	139.0			
7	80	Team Trofeo Racing	152.1	33	G-Cat Racing	112.0	80	Team Trofeo Racing	151.4	97	Beechdean Motorsport	137.5			
8	97	Beechdean Motorsport	150.8	2	Topcats Racing	111.1	97	Beechdean Motorsport	149.1	80	Team Trofeo Racing	137.2			
9	75	Team Parker Racing	150.8	80	Team Trofeo Racing	108.9	33	G-Cat Racing	148.4	33	G-Cat Racing	136.7			
10	33	G-Cat Racing	148.7	75	Team Parker Racing	106.5	75	Team Parker Racing	148.1	75	Team Parker Racing	135.8			
11	72	Woodrow Motorsport	146.2	10	Forsetti Motorsport	106.1	72	Woodrow Motorsport	141.8	72	Woodrow Motorsport	130.7			
12	370	Jolt Racing	142.4	9	Forsetti Motorsport	106.0	10	Forsetti Motorsport	138.9	10	Forsetti Motorsport	127.9			
13	10	Forsetti Motorsport	142.1	86	SVG Motorsport	106.0	40	Woodrow Motorsport	138.6	86	SVG Motorsport	127.2			
14	86	SVG Motorsport	141.5	72	Woodrow Motorsport	105.6	370	Jolt Racing	138.3	370	Jolt Racing	126.7			
15	9	Forsetti Motorsport	140.3	11	Paddock Motorsport	105.5	86	SVG Motorsport	138.0	9	Forsetti Motorsport	126.4			
16	11	Paddock Motorsport	139.8	40	Woodrow Motorsport	104.6	9	Forsetti Motorsport	137.7	40	Woodrow Motorsport	125.7			
17	40	Woodrow Motorsport	137.5	370	Jolt Racing	101.9	11	Paddock Motorsport	136.9	11	Paddock Motorsport	125.0			
18	24	Greystone GT	48.4	24	Greystone GT	47.3	24	Greystone GT	54.2						
19															

2024 GT Cup Championship

RACE 3 - STATISTICS

Competitors Started	18
Planned Start	2024-07-27 @ 13:10:00.000
Actual Start	2024-07-27 @ 13:24:56.646
Finish Time	2024-07-27 @ 13:51:22.230
Track Length	3.6604mi.
Total Laps	208
Total Distance Covered	761.3835mi.

Session Fastest Lap History

NO	CL	NAME	LAP TIME	TIME OF DAY	LAP	VEHICLE
6	GTO	Team Abba Racing <i>R. NEARY</i>	2:00.691	13:28:59.866	2	Mercedes AMG GT3
6	GTO	Team Abba Racing <i>R. NEARY</i>	2:00.442	13:31:00.307	3	Mercedes AMG GT3

Session Leader History

NO	CL	NAME	FROM LAP	LAPS LED	DISTANCE	VEHICLE
6	GTO	Team Abba Racing <i>R. NEARY</i>	1	13	47.58 miles	Mercedes AMG GT3

Flag History

TYPE	TIME OF DAY
GREEN	13:24:56.646
FINISH	13:51:22.230

Flag Statistics

TYPE	COUNT	TOTAL LAPS	TOTAL TIME
Green	1	13	28:53.644
Red	0	0	0.000
Safety Car	0	0	0.000
FCY	0	0	0.000

2024 GT Cup Championship

RACE 3 - STATISTICS

CLASS : GTO 3 Starters

Fastest Lap History

NO	NAME	LAP TIME	TIME OF DAY	LAP	VEHICLE
6	Team Abba Racing <i>R. NEARY</i>	2:00.691	13:28:59.866	2	Mercedes AMG GT3
6	Team Abba Racing <i>R. NEARY</i>	2:00.442	13:31:00.307	3	Mercedes AMG GT3

Leader History

NO	NAME	FROM LAP	LAPS LED	DISTANCE	VEHICLE
6	Team Abba Racing <i>R. NEARY</i>	1	13	47.58 miles	Mercedes AMG GT3

2024 GT Cup Championship

RACE 3 - STATISTICS

CLASS : GT3 3 Starters

Fastest Lap History

NO	NAME	LAP TIME	TIME OF DAY	LAP	VEHICLE
33	G-Cat Racing <i>S. JENNINGS</i>	2:08.496	13:29:23.203	2	Porsche 911 GTR GT3
97	Beechdean Motorsport <i>A. HOWARD</i>	2:06.432	13:29:25.214	2	Aston Martin Vantage GT3
97	Beechdean Motorsport <i>A. HOWARD</i>	2:02.645	13:31:27.858	3	Aston Martin Vantage GT3
97	Beechdean Motorsport <i>A. HOWARD</i>	2:01.130	13:35:33.892	5	Aston Martin Vantage GT3

Leader History

NO	NAME	FROM LAP	LAPS LED	DISTANCE	VEHICLE
33	G-Cat Racing <i>S. JENNINGS</i>	1	2	7.32 miles	Porsche 911 GTR GT3
97	Beechdean Motorsport <i>A. HOWARD</i>	3	11	40.26 miles	Aston Martin Vantage GT3

2024 GT Cup Championship

RACE 3 - STATISTICS

CLASS : GTC7 Starters

Fastest Lap History

NO	NAME	LAP TIME	TIME OF DAY	LAP	VEHICLE
2	Topcats Racing C. GILBERT	2:04.831	13:29:10.154	2	Lamborghini Super Trofeo
2	Topcats Racing C. GILBERT	2:04.806	13:33:19.891	4	Lamborghini Super Trofeo
3	Topcats Racing W. GILBERT	2:04.634	13:46:39.100	10	Lamborghini Super Trofeo
3	Topcats Racing W. GILBERT	2:04.308	13:48:43.408	11	Lamborghini Super Trofeo

Leader History

NO	NAME	FROM LAP	LAPS LED	DISTANCE	VEHICLE
2	Topcats Racing C. GILBERT	1	13	47.58 miles	Lamborghini Super Trofeo

2024 GT Cup Championship

RACE 3 - STATISTICS

CLASS : GTH 4 Starters

Fastest Lap History

NO	NAME	LAP TIME	TIME OF DAY	LAP	VEHICLE
11	Paddock Motorsport <i>M. ORANT</i>	2:13.108	13:29:27.101	2	McLaren Artura GT4
9	Forsetti Motorsport <i>M. PORTER (PS)</i>	2:12.154	13:29:27.281	2	Aston Martin Vantage GT4
10	Forsetti Motorsport <i>S. NESER</i>	2:10.377	13:29:28.130	2	Aston Martin Vantage GT4

Leader History

NO	NAME	FROM LAP	LAPS LED	DISTANCE	VEHICLE
11	Paddock Motorsport <i>M. ORANT</i>	1	2	7.32 miles	McLaren Artura GT4
9	Forsetti Motorsport <i>M. PORTER (PS)</i>	3	11	40.26 miles	Aston Martin Vantage GT4

2024 GT Cup Championship

RACE 3 - STATISTICS

CLASS : GTA1 Starters

Fastest Lap History


NO	NAME	LAP TIME	TIME OF DAY	LAP	VEHICLE
370	Jolt Racing R. WILLIAMS	2:17.174	13:29:38.593	2	McLaren 570S GT4
370	Jolt Racing R. WILLIAMS	2:16.294	13:36:30.613	5	McLaren 570S GT4
370	Jolt Racing R. WILLIAMS	2:16.042	13:43:20.583	8	McLaren 570S GT4
370	Jolt Racing R. WILLIAMS	2:15.556	13:47:52.872	10	McLaren 570S GT4

Leader History

NO	NAME	FROM LAP	LAPS LED	DISTANCE	VEHICLE
370	Jolt Racing R. WILLIAMS	1	12	43.92 miles	McLaren 570S GT4

2024 GT Cup Championship

RACE 6 - GRID (50 minutes)

ROW 10	19	5	CTR Developments		
			2:15.556		
ROW 9	17	370	Jolt Racing	18	24 Greystone GT
			2:14.276		2:14.560
ROW 8	15	75	Team Parker Racing	16	40 Woodrow Motorsport
			2:11.610		2:11.968
ROW 7	13	11	Paddock Motorsport	14	72 Woodrow Motorsport
			2:10.661		2:11.392
ROW 6	11	9	Forsetti Motorsport	12	86 SVG Motorsport
			2:09.623		2:10.377
ROW 5	9	80	Team Trofeo Racing	10	10 Forsetti Motorsport
			2:07.261		2:07.683
ROW 4	7	33	G-Cat Racing	8	62 Woodrow Motorsport
			2:04.806		2:07.218
ROW 3	5	2	Topcats Racing	6	28 Kendall Developments
			2:01.584		2:04.308
ROW 2	3	99	Tim Gray Motorsport	4	3 Topcats Racing
			2:00.442		2:01.130
ROW 1	1	6	Team Abba Racing	2	97 Beechdean Motorsport
			Pole		
					

2024 GT Cup Championship

RACE 6 - CLASSIFICATION

Race Distance: 24 Laps / 87.85 miles

POS	NO	CL	PIC	TEAM / DRIVERS	CAR	LAPS	TIME	GAP	DIFF	MPH	BEST	ON	GRD	↑↓
1	6	GTO	1	Team Abba Racing Richard NEARY / Ian LOGGIE	Mercedes AMG GT3	24	50:00.311			105.41	1:59.257	9	1	0
2	97	GT3	1	Beechdean Motorsport Andrew HOWARD / Darren TURNER (PRO) (INV)	Aston Martin Vantage GT3	24	50:56.661	56.350	56.350	103.46	1:59.445	20	2	0
3	99	GTO	2	Tim Gray Motorsport Steve BURGESS	Radical RXC	24	51:25.930	1:25.619	29.269	102.48	2:00.526	4	3	0
4	33	GT3	2	G-Cat Racing Shamus JENNINGS / Greg CATON	Porsche 911 GTR GT3	23	50:31.189	1 Lap	1 Lap	99.99	2:01.288	22	7	3
5	2	GTC	1	Topcats Racing Charlotte GILBERT / Tom RAWLINGS (PS)	Lamborghini Super Trofeo	23	51:08.236	1 Lap	37.047	98.78	2:04.473	20	5	0
6	28	GTO	3	Kendall Developments Paul BAILEY / David BRABHAM (PRO)	Lamborghini Super Trofeu	23	51:10.958	1 Lap	2.722	98.69	2:01.796	20	6	0
7	3	GTC	2	Topcats Racing Warren GILBERT / Fraser FENWICK	Lamborghini Super Trofeo	23	51:30.394	1 Lap	19.436	98.07	2:05.157	17	4	-3
8	24	GT3	3	Greystone GT Andrey BORODIN / Ed PEAD (PRO) (INV)	McLaren 720S GT3	23	51:31.756	1 Lap	1.362	98.03	2:05.564	23	18	10
9	80	GTC	3	Team Trofeo Racing James CALEY / Bill CALEY (INV)	Porsche 911 GT3 Cup	22	50:14.057	2 Laps	1 Lap	96.18	2:09.740	18	9	0
10	72	GTC	4	Woodrow Motorsport Chris MURPHY	BMW M3 GTR	22	50:15.822	2 Laps	1.765	96.13	2:11.744	4	14	4
11	10	GTH	1	Forsetti Motorsport Sam NESER / Will ORTON (PS)	Aston Martin Vantage GT4	22	50:22.807	2 Laps	6.985	95.90	2:10.776	21	10	-1
12	9	GTH	2	Forsetti Motorsport Matthew HIGGINS / Mikey PORTER (PS)	Aston Martin Vantage GT4	22	50:38.165	2 Laps	15.358	95.42	2:10.600	18	11	-1
13	86	GTH	3	SVG Motorsport Liona THEOBALD / Owen HIZZEY (PS)	Ginetta G56 GT4	22	50:43.738	2 Laps	5.573	95.24	2:11.340	16	12	-1
14	75	GTC	5	Team Parker Racing Keith BUSH	Porsche 911 GT3 Cup	22	50:49.585	2 Laps	5.847	95.06	2:12.029	15	15	1
15	11	GTH	4	Paddock Motorsport Michael ORANT / Thomas HOLLAND (PS)	McLaren Artura GT4	22	50:54.681	2 Laps	5.096	94.90	2:10.938	20	13	-2
16	370	GTA	1	Jolt Racing Rupert WILLIAMS / John INGRAM (PS)	McLaren 570S GT4	21	51:26.774	3 Laps	1 Lap	89.65	2:17.145	18	17	1
NOT STARTED														
NS	62	GTC		Woodrow Motorsport Kevin CLARKE (INV)	Lamborghini Super Trofeo									
NS	40	GTC		Woodrow Motorsport Jasva SAPRA (INV)	BMW E46									
NS	5	GTO		CTR Developments Richard CHAMBERLAIN	Porsche 935									
FASTEST LAP														
6	GTO			Team Abba Racing Richard NEARY / Ian LOGGIE	Mercedes AMG GT3	9	1:59.257		110.49 mph		177.83 kph			
97	GT3			Beechdean Motorsport Andrew HOWARD / Darren TURNER (PRO) (INV)	Aston Martin Vantage GT3	20	1:59.445		110.32 mph		177.55 kph			
2	GTC			Topcats Racing Charlotte GILBERT / Tom RAWLINGS (PS)	Lamborghini Super Trofeo	20	2:04.473		105.86 mph		170.37 kph			
9	GTH			Forsetti Motorsport Matthew HIGGINS / Mikey PORTER (PS)	Aston Martin Vantage GT4	18	2:10.600		100.90 mph		162.38 kph			
370	GTA			Jolt Racing Rupert WILLIAMS / John INGRAM (PS)	McLaren 570S GT4	18	2:17.145		96.08 mph		154.63 kph			

2024 GT Cup Championship

RACE 6 - LAP CHART

LAP 1 @ 16:12:01.999			LAP 2 @ 16:14:02.191			LAP 3 @ 16:16:02.121			LAP 4 @ 16:18:02.141			LAP 5 @ 16:20:02.294		
NO	BEHIND	LAP TIME	NO	BEHIND	LAP TIME	NO	BEHIND	LAP TIME	NO	BEHIND	LAP TIME	NO	BEHIND	LAP TIME
6		2:05.951	6		2:00.192	6		1:59.930	6		2:00.020	6		2:00.153
99	0.920	2:06.871	99	1.542	2:00.814	99	2.157	2:00.545	99	2.663	2:00.526	99	3.791	2:01.281
97	2.572	2:08.523	97	5.601	2:03.221	97	8.024	2:02.353	97	10.604	2:02.600	97	12.775	2:02.324
3	10.580	2:16.531	33	19.658	2:09.078	33	26.729	2:07.001	33	35.117	2:08.408	33	42.837	2:07.873
33	10.772	2:16.723	2	20.745	2:09.988	2	29.608	2:08.793	2	38.372	2:08.784	2	45.398	2:07.179
2	10.949	2:16.900	28	21.376	2:10.184	28	30.549	2:09.103	3	40.421	2:08.945	3	48.880	2:08.612
28	11.384	2:17.335	3	21.964	2:11.576	3	31.496	2:09.462	28	40.721	2:10.192	28	49.455	2:08.887
80	11.942	2:17.893	80	22.442	2:10.692	80	33.198	2:10.686	80	44.227	2:11.049	24	52.523	2:06.587
9	13.661	2:19.612	10	27.196	2:13.576	10	38.406	2:11.140	24	46.089	2:07.574	80	55.368	2:11.294
10	13.812	2:19.763	9	27.467	2:13.998	24	38.535	2:09.197	10	49.950	2:11.564	10	1:00.922	2:11.125
11	14.901	2:20.852	72	28.843	2:13.952	9	40.978	2:13.441	9	52.699	2:11.741	9	1:04.905	2:12.359
72	15.083	2:21.034	24	29.268	2:11.396	72	41.245	2:12.332	72	52.969	2:11.744	72	1:05.220	2:12.404
86	16.073	2:22.024	11	29.632	2:14.923	11	42.858	2:13.156	86	55.676	2:12.684	86	1:08.045	2:12.522
24	18.064	2:24.015	86	30.181	2:14.300	86	43.012	2:12.761	11	57.159	2:14.321	11	1:10.712	2:13.706
75	20.714	2:26.665	75	33.200	2:12.678	75	45.599	2:12.329	75	58.511	2:12.932	75	1:11.342	2:12.984
370	22.585	2:28.536	370	43.069	2:20.676	370	1:03.900	2:20.761	370	1:26.143	2:22.263	370	1:46.709	2:20.719

2024 GT Cup Championship

RACE 6 - LAP CHART

LAP 6 @ 16:22:02.741			LAP 7 @ 16:24:03.475			LAP 8 @ 16:26:03.052			LAP 9 @ 16:28:02.309			LAP 10 @ 16:30:03.244		
NO	BEHIND	LAP TIME	NO	BEHIND	LAP TIME	NO	BEHIND	LAP TIME	NO	BEHIND	LAP TIME	NO	BEHIND	LAP TIME
6		2:00.447	6		2:00.734	6		1:59.577	6		1:59.257	6		2:00.935
99	5.018	2:01.674	99	6.680	2:02.396	99	10.620	2:03.517	99	14.147	2:02.784	75	1 Lap	2:13.113
97	14.653	2:02.325	370	1 Lap	2:21.670	97	19.565	2:03.089	97	21.903	2:01.595	11	1 Lap	2:13.322
33	51.623	2:09.233	97	16.053	2:02.134	370	1 Lap	2:19.778	370	1 Lap	2:19.547	99	16.947	2:03.735
2	52.170	2:07.219	33	59.648	2:08.759	2	1:07.814	2:07.604	2	1:16.560	2:08.003	97	22.961	2:01.993
3	58.287	2:09.854	2	59.787	2:08.351	33	1:12.105	2:12.034	33	1:22.549	2:09.701	370	1 Lap	2:19.049
28	59.546	2:10.538	3	1:05.943	2:08.390	3	1:14.813	2:08.447	3	1:23.789	2:08.233	2	1:24.773	2:09.148
24	1:00.146	2:08.070	24	1:07.337	2:07.925	24	1:15.264	2:07.504	24	1:24.227	2:08.220	3	1:30.846	2:07.992
80	1:05.634	2:10.713	28	1:11.352	2:12.540	28	1:23.744	2:11.969	28	1:37.341	2:12.854	33	1:31.363	2:09.749
10	1:11.853	2:11.378	80	1:15.781	2:10.881	80	1:27.440	2:11.236	80	1:39.404	2:11.221	24	1:31.961	2:08.669
9	1:16.917	2:12.459	10	1:22.763	2:11.644	10	1:35.136	2:11.950	10	1:47.423	2:11.544	28	1:48.859	2:12.453
72	1:17.261	2:12.488	9	1:28.250	2:12.067	72	1:41.213	2:12.371	72	1:54.344	2:12.388	80	1:49.604	2:11.135
86	1:20.165	2:12.567	72	1:28.419	2:11.892	9	1:42.414	2:13.741	9	1:55.422	2:12.265	10	1:58.115	2:11.627
11	1:23.658	2:13.393	86	1:32.223	2:12.792	86	1:46.019	2:13.373	86	2:00.416	2:13.654			
75	1:24.603	2:13.708	75	1:36.325	2:12.456	75	1:49.357	2:12.609						
			11	1:37.526	2:14.602	11	1:51.166	2:13.217						

2024 GT Cup Championship

RACE 6 - LAP CHART

LAP 11 @ 16:32:06.523	LAP 12 @ 16:34:08.895	LAP 13 @ 16:36:13.000	LAP 14 @ 16:39:52.919	LAP 15 @ 16:41:53.567
NOBEHINDLAP TIME	NOBEHINDLAP TIME	NOBEHINDLAP TIME	NOBEHINDLAP TIME	NOBEHINDLAP TIME
62:03.279	62:02.372	62:04.105 P	63:39.919	62:00.648
721 Lap2:13.684	101 Lap2:11.465	281 Lap2:16.882 P	21 Lap4:26.961	31 Lap3:57.229
91 Lap2:13.593	721 Lap2:12.555	101 Lap2:11.849	721 Lap3:38.114	21 Lap2:05.489
861 Lap2:13.352	91 Lap2:12.364	9923.1232:06.985 P	9928.0833:44.879	241 Lap4:18.202
751 Lap2:12.941	9920.2432:04.480	91 Lap2:12.821	801 Lap2:10.902	9931.1002:03.665
111 Lap2:12.932	861 Lap2:13.066	721 Lap2:15.900 P	3701 Lap2:26.125 P	721 Lap2:13.732
9918.1352:04.467	751 Lap2:13.549	861 Lap2:12.934	281 Lap4:13.797	281 Lap2:03.291
9721.9402:02.258	111 Lap2:13.443	111 Lap2:13.444	751 Lap3:48.168	801 Lap2:10.861
3701 Lap2:18.479	9726.6392:07.071 P	751 Lap2:18.448 P	9757.1932:00.870	9756.5642:00.019
21:30.2002:08.706	3701 Lap2:18.631	3701 Lap2:19.522	1058.6152:15.031 P	751 Lap2:13.155
241:38.0412:09.359	21:37.9392:10.111 P	241:53.4342:15.107 P	91:10.1902:14.748 P	331:50.5932:02.335
31:38.4182:10.851	241:42.4322:06.763	31:56.2952:15.343 P	861:18.7772:16.280 P	
331:38.7262:10.642	31:45.0572:09.011	332:00.5282:15.506 P	111:23.8912:16.613 P	
281:58.2402:12.660	331:49.1272:12.773	801 Lap4:12.298	331:48.9063:28.297	
802:01.8042:15.479 P		102:23.5032:11.830		
		92:35.3612:11.852		
		972:36.2424:13.708		
		862:42.4162:13.339		
		112:47.1972:12.838		

2024 GT Cup Championship

RACE 6 - LAP CHART

LAP 16 @ 16:43:53.863	LAP 17 @ 16:45:53.431	LAP 18 @ 16:47:53.902	LAP 19 @ 16:49:53.241	LAP 20 @ 16:51:54.700
NOBEHINDLAP TIME	NOBEHINDLAP TIME	NOBEHINDLAP TIME	NOBEHINDLAP TIME	NOBEHINDLAP TIME
62:00.296	61:59.568	62:00.471	61:59.339	62:01.459
31 Lap2:06.413	31 Lap2:05.645	31 Lap2:05.157	112 Laps2:11.150	331 Lap2:04.364 P
21 Lap2:05.273	21 Lap2:05.198	21 Lap2:06.121	31 Lap2:05.305	112 Laps2:12.220
9934.4922:03.688	9937.9002:02.976	9944.2752:06.846 P	21 Lap2:04.831	3703 Laps2:17.984
241 Lap2:06.955	241 Lap2:06.619	241 Lap2:07.244	9757.7582:00.812	31 Lap2:06.546
281 Lap2:03.499	281 Lap2:02.876	281 Lap2:02.258	281 Lap2:04.435	21 Lap2:04.572
721 Lap2:13.139	9757.1982:00.255	9756.2851:59.558	241 Lap2:08.957	9755.7441:59.445
9756.5112:00.243	721 Lap2:12.815	721 Lap2:13.366	991:12.5052:27.569	281 Lap2:02.422
801 Lap2:10.541	801 Lap2:10.156	801 Lap2:10.195	721 Lap2:12.661	241 Lap2:07.389
101 Lap4:10.309	101 Lap2:11.119	101 Lap2:11.042	801 Lap2:09.740	991:13.4502:02.404
751 Lap2:12.029	751 Lap2:12.455	751 Lap2:12.922	101 Lap2:11.170	801 Lap2:12.093
3702 Laps4:42.121	91 Lap2:11.438	91 Lap2:10.853	751 Lap2:13.055	721 Lap2:13.362
91 Lap4:14.505	861 Lap2:11.340	861 Lap2:11.624	91 Lap2:10.600	101 Lap2:10.836
861 Lap4:06.652	3702 Laps2:19.514	331:56.6522:02.665	861 Lap2:11.696	
111 Lap4:14.270	111 Lap2:11.655	3702 Laps2:17.610		
331:52.2362:01.939	331:54.4582:01.790			

2024 GT Cup Championship

RACE 6 - LAP CHART

LAP 21 @ 16:53:56.053			LAP 22 @ 16:55:56.618			LAP 23 @ 16:57:56.872			LAP 24 @ 16:59:56.359		
NO	BEHIND	LAP TIME	NO	BEHIND	LAP TIME	NO	BEHIND	LAP TIME	NO	BEHIND	LAP TIME
6		2:01.353	6		2:00.565	6		2:00.254	6		1:59.487
75	2 Laps	2:14.515	10	2 Laps	2:11.203	80	2 Laps	2:11.833	80	2 Laps	2:11.842
9	2 Laps	2:10.951	9	2 Laps	2:10.636	72	2 Laps	2:12.052	72	2 Laps	2:11.843
86	2 Laps	2:11.399	75	2 Laps	2:17.383	10	2 Laps	2:10.776	10	2 Laps	2:10.866
11	2 Laps	2:11.312	86	2 Laps	2:11.354	9	2 Laps	2:11.176	33	1 Lap	2:01.299
33	1 Lap	2:26.919	33	1 Lap	2:02.813	33	1 Lap	2:01.288	9	2 Laps	2:10.945
370	3 Laps	2:17.145	11	2 Laps	2:10.938	86	2 Laps	2:12.478	86	2 Laps	2:11.547
3	1 Lap	2:06.126	370	3 Laps	2:17.899	75	2 Laps	2:16.145	75	2 Laps	2:15.346
2	1 Lap	2:04.473	3	1 Lap	2:06.972	11	2 Laps	2:11.134	11	2 Laps	2:11.240
97	54.068	1:59.677	97	54.899	2:01.396	97	56.243	2:01.598	97	56.350	1:59.594
28	1 Lap	2:01.796	2	1 Lap	2:04.668	3	1 Lap	2:07.308	2	1 Lap	2:04.983
24	1 Lap	2:06.523	28	1 Lap	2:03.072	2	1 Lap	2:04.881	28	1 Lap	2:04.610
99	1:15.263	2:03.166	99	1:18.120	2:03.422	28	1 Lap	2:03.305	99	1:25.619	2:03.990
80	1 Lap	2:11.317	24	1 Lap	2:07.440	370	3 Laps	2:19.053	370	3 Laps	2:19.692
72	1 Lap	2:11.994				99	1:21.116	2:03.250	3	1 Lap	2:30.446
						24	1 Lap	2:06.477	24	1 Lap	2:05.564

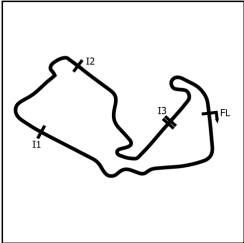
2024 GT Cup Championship

RACE 6 - POSITION CHART

		Lap																								
No	Name	Pos	1	2	3	4	5	6	7	8	9	10	11	12	13	14	15	16	17	18	19	20	21	22	23	24
6	Team Abba Racing	1	6	6	6	6	6	6	6	6	6	6	6	6	6	6	6	6	6	6	6	6	6	6	6	6
97	Beechdean Motorsport	2	99	99	99	99	99	99	99	99	99	99	99	99	99	99	99	99	99	99	97	97	97	97	97	97
99	Tim Gray Motorsport	3	97	97	97	97	97	97	97	97	97	97	97	97	24	97	97	97	97	97	99	99	99	99	99	99
3	Topcats Racing	4	3	33	33	33	33	33	33	2	2	2	2	2	3	10	33	33	33	33	33	33	33	33	33	33
2	Topcats Racing	5	33	2	2	2	2	2	2	33	33	3	24	24	33	9	3	3	3	3	3	3	3	3	3	2
28	Kendall Developments	6	2	28	28	3	3	3	3	3	3	33	3	3	10	86	2	2	2	2	2	2	2	2	2	28
33	G-Cat Racing	7	28	3	3	28	28	28	24	24	24	24	33	33	9	11	24	24	24	28	28	28	28	28	28	3
62	Woodrow Motorsport	8	80	80	80	80	24	24	28	28	28	28	28	28	28	33	28	28	28	24	24	24	24	24	24	24
80	Team Trofeo Racing	9	9	10	10	24	80	80	80	80	80	80	80	80	10	86	3	72	72	72	72	80	80	80	80	80
10	Forsetti Motorsport	10	10	9	24	10	10	10	10	10	10	10	10	9	11	2	80	80	80	80	72	72	72	72	72	72
9	Forsetti Motorsport	11	11	72	9	9	9	9	9	72	72	72	72	72	2	24	10	10	10	10	10	10	10	10	10	10
86	SVG Motorsport	12	72	24	72	72	72	72	72	9	9	9	9	86	72	72	75	75	75	75	75	9	9	9	9	9
11	Paddock Motorsport	13	86	11	11	86	86	86	86	86	86	86	86	11	80	28	9	9	9	9	9	75	86	86	86	86
72	Woodrow Motorsport	14	24	86	86	11	11	11	75	75	75	75	75	75	75	370	80	86	86	86	86	86	86	75	75	75
75	Team Parker Racing	15	75	75	75	75	75	75	11	11	11	11	11	370	28	75	11	11	11	11	11	11	11	11	11	11
40	Woodrow Motorsport	16	370	370	370	370	370	370	370	370	370	370	370	80	75	370	370	370	370	370	370	370	370	370	370	370
370	Jolt Racing	17																								
24	Greystone GT	18																								
5	CTR Developments	19																								

2024 GT Cup Championship

RACE 6 - SECTOR ANALYSIS



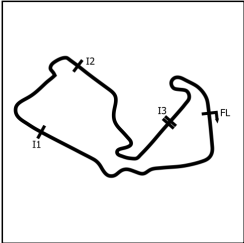
SECTOR 1 = FL to I1, SECTOR 2 = I1 to I2 SECTOR 3 = I2 to I3, SECTOR 4 = I3 to FL, DIFF = Difference To Personal Best Lap, P = Crossed Finish Line in Pit Lane, D = Time Disallowed

P1 6 GTO Team Abba Racing										Mercedes AMG GT3				
IDEAL LAP TIME : 1:58.700					BEST LAP TIME : 1:59.257					DIFFERENCE : 0.557				
D1: Richard NEARY					D2: Ian LOGGIE									
LAP		SECTOR 1		SECTOR 2		SECTOR 3		SECTOR 4		LAP TIME	MPH	DIFF	TIME OF DAY	
1 - D1		151.4		25.935 116.1		36.036 152.1		22.735 141.1		2:05.951	104.62	6.694	16:12:01.999	
2 - D1		36.415	153.9	25.362	118.5	35.880	152.8	22.535	142.0	2:00.192	109.63	0.935	16:14:02.191	
3 - D1		36.220	157.5	25.315	118.3	35.999	154.6	22.396	141.7	1:59.930	109.87	0.673	16:16:02.121	
4 - D1		36.227	154.9	25.360	118.7	35.818	154.2	22.615	142.0	2:00.020	109.79	0.763	16:18:02.141	
5 - D1		36.390	152.8	25.311	118.5	35.952	153.5	22.500	140.8	2:00.153	109.67	0.896	16:20:02.294	
6 - D1		36.614	153.9	25.491	118.3	35.865	154.2	22.477	144.5	2:00.447	109.40	1.190	16:22:02.741	
7 - D1		36.170	154.9	25.284	118.1	36.699	153.5	22.581	142.3	2:00.734	109.14	1.477	16:24:03.475	
8 - D1		36.319	153.9	25.306	119.1	35.633	153.5	22.319	142.0	1:59.577	110.20	0.320	16:26:03.052	
9 - D1		36.044	151.1	25.206	118.9	35.629	154.9	22.378	142.6	1:59.257 (1)	110.49		16:28:02.309	
10 - D1		36.090	154.6	25.479	118.1	36.541	154.6	22.825	142.6	2:00.935	108.96	1.678	16:30:03.244	
11 - D1		37.147	154.9	25.859	114.7	37.665	153.5	22.608	140.8	2:03.279	106.89	4.022	16:32:06.523	
12 - D1		36.243	153.2	26.444	112.4	36.203	154.9	23.482	139.0	2:02.372	107.68	3.115	16:34:08.895	
13 - D1		36.617	152.5	26.694	116.7	36.723	152.1	IN PIT		2:04.105 P	106.18	4.848	16:36:13.000	
14 - D1		OUTLAP		25.431	115.9	35.921	154.6	22.391	141.1	3:39.919	59.92	1:40.662	16:39:52.919	
15 - D1		36.426	152.8	25.459	115.7	36.196	152.5	22.567	143.2	2:00.648	109.22	1.391	16:41:53.567	
16 - D1		36.553	153.5	25.311	118.7	35.873	153.9	22.559	141.4	2:00.296	109.54	1.039	16:43:53.863	
17 - D1		36.165	153.2	25.148	119.1	35.785	154.2	22.470	141.1	1:59.568	110.21	0.311	16:45:53.431	
18 - D1		36.592	154.2	25.280	118.5	36.157	153.5	22.442	141.4	2:00.471	109.38	1.214	16:47:53.902	
19 - D1		36.189	154.2	25.013	118.1	35.702	153.2	22.435	142.0	1:59.339 (2)	110.42	0.082	16:49:53.241	
20 - D1		37.116	153.2	25.470	116.9	36.151	153.5	22.722	142.3	2:01.459	108.49	2.202	16:51:54.700	
21 - D1		36.358	154.6	25.494	116.7	35.864	153.9	23.637	141.7	2:01.353	108.59	2.096	16:53:56.053	
22 - D1		36.483	154.2	25.075	118.1	36.155	155.3	22.852	141.1	2:00.565	109.30	1.308	16:55:56.618	
23 - D1		36.307	154.6	24.922	118.1	36.291	153.9	22.734	142.0	2:00.254	109.58	0.997	16:57:56.872	
24 - D1		35.830	153.9	24.931	119.1	35.986	153.2	22.740	141.7	1:59.487 (3)	110.28	0.230	16:59:56.359	

P2		97 GT3		Beechdean Motorsport				Aston Martin Vantage GT3				
IDEAL LAP TIME : 1:59.159				BEST LAP TIME : 1:59.445				DIFFERENCE : 0.286				
D1: Andrew HOWARD				D2: Darren TURNER (PRO) (IN)								
LAP	SECTOR 1		SECTOR 2		SECTOR 3		SECTOR 4		LAP TIME	MPH	DIFF	TIME OF DAY
1 - D1		148.7	26.162	113.1	36.965	147.4	23.033	135.8	2:08.523	102.53	9.078	16:12:04.571
2 - D1	37.246	149.1	25.920	113.5	36.865	146.8	23.190	135.8	2:03.221	106.94	3.776	16:14:07.792
3 - D1	36.943	149.1	25.746	112.5	36.622	147.1	23.042	135.5	2:02.353	107.70	2.908	16:16:10.145
4 - D1	37.068	148.7	25.863	112.2	36.703	146.8	22.966	135.8	2:02.600	107.48	3.155	16:18:12.745
5 - D1	36.917	148.7	25.590	113.1	36.883	146.5	22.934	135.8	2:02.324	107.72	2.879	16:20:15.069
6 - D1	37.007	149.1	25.705	113.3	36.675	147.4	22.938	135.5	2:02.325	107.72	2.880	16:22:17.394
7 - D1	37.050	149.1	25.618	114.1	36.521	146.8	22.945	135.8	2:02.134	107.89	2.689	16:24:19.528
8 - D1	36.912	149.1	26.158	102.1	36.903	146.8	23.116	135.8	2:03.089	107.05	3.644	16:26:22.617
9 - D1	36.670	149.1	25.403	114.7	36.774	147.1	22.748	136.4	2:01.595	108.37	2.150	16:28:24.212
10 - D1	36.833	149.1	25.488	113.7	36.731	147.1	22.941	136.1	2:01.993	108.02	2.548	16:30:26.205
11 - D1	36.787	149.1	25.736	113.3	36.756	146.8	22.979	136.1	2:02.258	107.78	2.813	16:32:28.463
12 - D1	36.963	148.7	26.028	112.0	37.387	146.8	IN PIT		2:07.071	P 103.70	7.626	16:34:35.534
13 - D1	OUTLAP	149.1	25.601	110.7	36.434	147.8	22.610	137.5	4:13.708	51.94	2:14.263	16:38:49.242
14 - D1	36.780	150.1	25.329	115.3	36.167	147.8	22.594	137.0	2:00.870	109.02	1.425	16:40:50.112
15 - D1	36.198	149.7	25.065	115.9	35.912	148.4	22.844	137.5	2:00.019	109.79	0.574	16:42:50.131
16 - D1	36.183	150.8	24.971	115.9	36.560	147.4	22.529	137.2	2:00.243	109.59	0.798	16:44:50.374
17 - D1	36.312	150.1	25.269	110.3	36.136	147.8	22.538	137.0	2:00.255	109.58	0.810	16:46:50.629
18 - D1	36.028	150.4	25.151	116.1	35.993	148.4	22.386	137.5	1:59.558	(2) 110.22	0.113	16:48:50.187
19 - D1	36.193	150.4	25.487	109.4	36.658	147.8	22.474	137.8	2:00.812	109.07	1.367	16:50:50.999
20 - D1	36.152	150.4	24.975	116.9	35.845	148.4	22.473	137.8	1:59.445	(1) 110.32		16:52:50.444
21 - D1	36.088	150.1	25.096	116.1	36.002	148.7	22.491	137.5	1:59.677	110.11	0.232	16:54:50.121
22 - D1	37.355	150.8	25.409	116.1	36.120	148.4	22.512	138.1	2:01.396	108.55	1.951	16:56:51.517
23 - D1	36.162	150.8	26.389	105.6	36.382	148.4	22.665	137.5	2:01.598	108.37	2.153	16:58:53.115
24 - D1	36.123	150.4	24.900	116.1	36.041	149.1	22.530	137.8	1:59.594	(3) 110.18	0.149	17:00:52.709

2024 GT Cup Championship

RACE 6 - SECTOR ANALYSIS



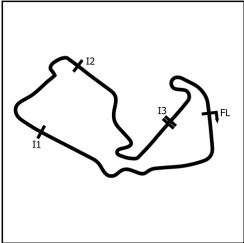
SECTOR 1 = FL to I1, SECTOR 2 = I1 to I2 SECTOR 3 = I2 to I3, SECTOR 4 = I3 to FL, DIFF = Difference To Personal Best Lap, P = Crossed Finish Line in Pit Lane, D = Time Disallowed

P3 99 GTO Tim Gray Motorsport												
IDEAL LAP TIME : 2:00.310				BEST LAP TIME : 2:00.526				DIFFERENCE : 0.216				
D1: Steve BURGESS												
LAP	SECTOR 1		SECTOR 2		SECTOR 3		SECTOR 4		LAP TIME	MPH	DIFF	TIME OF DAY
1 - D1		161.7	26.348	114.7	36.319	158.6	22.672	147.1	2:06.871	103.86	6.345	16:12:02.919
2 - D1	36.487	161.3	25.633	115.7	36.020	159.4	22.674	147.1	2:00.814 (3)	109.07	0.288	16:14:03.733
3 - D1	36.269	163.2	25.401	116.7	36.153	158.6	22.722	146.7	2:00.545 (2)	109.31	0.019	16:16:04.278
4 - D1	36.338	162.0	25.379	117.3	35.990	159.4	22.819	147.4	2:00.526 (1)	109.33		16:18:04.804
5 - D1	36.467	160.9	25.707	117.5	36.228	157.9	22.879	146.7	2:01.281	108.65	0.755	16:20:06.085
6 - D1	36.404	161.3	25.926	115.9	36.356	158.6	22.988	147.1	2:01.674	108.30	1.148	16:22:07.759
7 - D1	36.683	161.3	25.735	116.7	36.740	157.9	23.238	144.8	2:02.396	107.66	1.870	16:24:10.155
8 - D1	37.343	160.9	26.121	114.7	36.939	158.6	23.114	146.1	2:03.517	106.68	2.991	16:26:13.672
9 - D1	36.722	161.3	26.182	115.9	36.652	158.2	23.228	147.1	2:02.784	107.32	2.258	16:28:16.456
10 - D1	36.878	162.0	26.356	114.5	36.774	158.2	23.727	146.4	2:03.735	106.50	3.209	16:30:20.191
11 - D1	37.734	161.7	26.169	112.7	37.188	158.6	23.376	146.7	2:04.467	105.87	3.941	16:32:24.658
12 - D1	36.968	162.0	26.461	114.7	37.516	156.7	23.535	144.5	2:04.480	105.86	3.954	16:34:29.138
13 - D1	36.987	162.8	26.233	115.7	37.683	159.4	IN PIT		2:06.985 P	103.77	6.459	16:36:36.123
14 - D1	OUTLAP	161.3	26.087	116.1	37.226	158.6	23.239	146.7	3:44.879	58.59	1:44.353	16:40:21.002
15 - D1	37.132	162.0	26.559	115.3	36.732	159.0	23.242	142.0	2:03.665	106.56	3.139	16:42:24.667
16 - D1	37.038	163.2	26.552	116.3	36.759	157.9	23.339	146.7	2:03.688	106.54	3.162	16:44:28.355
17 - D1	36.830	162.8	25.913	114.9	37.165	157.1	23.068	147.7	2:02.976	107.15	2.450	16:46:31.331
18 - D1	36.867	163.2	26.315	113.3	37.229	157.5	IN PIT		2:06.846 P	103.88	6.320	16:48:38.177
19 - D1	OUTLAP	162.0	25.938	114.7	36.727	157.5	23.120	146.7	2:27.569	89.29	27.043	16:51:05.746
20 - D1	36.782	162.0	25.816	115.9	36.754	159.7	23.052	147.4	2:02.404	107.65	1.878	16:53:08.150
21 - D1	36.757	163.6	26.455	116.3	36.868	159.7	23.086	147.1	2:03.166	106.99	2.640	16:55:11.316
22 - D1	36.926	163.2	26.037	115.1	36.895	159.4	23.564	146.7	2:03.422	106.77	2.896	16:57:14.738
23 - D1	36.730	163.2	25.915	115.9	36.921	159.0	23.684	147.1	2:03.250	106.91	2.724	16:59:17.988
24 - D1	36.838	162.8	26.119	115.9	37.142	159.0	23.891	145.1	2:03.990	106.28	3.464	17:01:21.978

P4 33 GT3 G-Cat Racing												
IDEAL LAP TIME : 2:00.803				BEST LAP TIME : 2:01.288				DIFFERENCE : 0.485				
D1: Shamus JENNINGS D2: Greg CATON												
LAP	SECTOR 1		SECTOR 2		SECTOR 3		SECTOR 4		LAP TIME	MPH	DIFF	TIME OF DAY
1 - D1		146.2	27.535	108.4	39.962	140.3	24.767	135.5	2:16.723	96.38	15.435	16:12:12.771
2 - D1	39.763	147.4	27.116	110.5	38.394	146.5	23.805	135.8	2:09.078	102.09	7.790	16:14:21.849
3 - D1	38.603	146.8	26.706	110.0	37.853	147.1	23.839	135.5	2:07.001	103.76	5.713	16:16:28.850
4 - D1	38.443	147.4	27.394	104.6	38.435	146.5	24.136	135.5	2:08.408	102.62	7.120	16:18:37.258
5 - D1	38.529	145.8	27.091	109.1	38.207	145.8	24.046	135.8	2:07.873	103.05	6.585	16:20:45.131
6 - D1	38.966	145.5	27.450	108.4	38.650	145.8	24.167	135.0	2:09.233	101.96	7.945	16:22:54.364
7 - D1	38.848	146.5	27.171	108.7	38.404	146.5	24.336	135.3	2:08.759	102.34	7.471	16:25:03.123
8 - D1	40.487	145.8	28.522	106.5	38.937	145.2	24.088	135.5	2:12.034	99.80	10.746	16:27:15.157
9 - D1	38.863	147.1	27.475	106.8	38.856	145.2	24.507	135.5	2:09.701	101.60	8.413	16:29:24.858
10 - D1	39.120	145.5	27.927	109.1	38.740	145.5	23.962	135.8	2:09.749	101.56	8.461	16:31:34.607
11 - D1	38.840	147.1	27.330	107.3	38.981	145.2	25.491	130.7	2:10.642	100.86	9.354	16:33:45.249
12 - D1	40.004	145.5	28.126	107.5	39.516	145.5	25.127	134.2	2:12.773	99.25	11.485	16:35:58.022
13 - D1	39.334	146.5	28.109	107.5	39.447	144.3	IN PIT		2:15.506 P	97.24	14.218	16:38:13.528
14 - D1	OUTLAP	145.8	26.319	110.7	37.719	146.5	23.097	135.5	3:28.297	63.26	1:27.009	16:41:41.825
15 - D1	37.570	148.7	25.273	114.7	36.534	146.5	22.958	137.0	2:02.335	107.71	1.047	16:43:44.160
16 - D1	37.209	146.8	25.471	114.3	36.557	146.5	22.702	137.0	2:01.939	108.06	0.651	16:45:46.099
17 - D1	36.992	148.4	25.617	114.7	36.450	147.1	22.731	137.2	2:01.790 (3)	108.20	0.502	16:47:47.889
18 - D1	36.735	147.4	25.663	113.3	36.966	146.2	23.301	136.1	2:02.665	107.42	1.377	16:49:50.554
19 - D1	37.163	148.7	25.349	114.9	36.532	148.1	IN PIT		2:04.364 P	105.96	3.076	16:51:54.918
20 - D1	OUTLAP	147.1	25.422	114.7	36.889	147.4	22.731	137.0	2:26.919	89.69	25.631	16:54:21.837
21 - D1	36.872	148.7	26.151	109.2	37.026	147.8	22.764	137.5	2:02.813	107.29	1.525	16:56:24.650
22 - D1	37.053	148.4	25.080	115.5	36.617	147.8	22.538	137.8	2:01.288 (1)	108.64		16:58:25.938
23 - D1	36.787	149.1	25.117	115.5	36.646	147.4	22.749	137.8	2:01.299 (2)	108.63	0.011	17:00:27.237

2024 GT Cup Championship

RACE 6 - SECTOR ANALYSIS



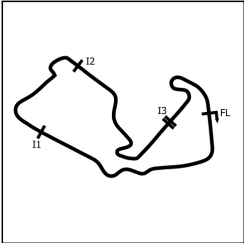
SECTOR 1 = FL to I1, SECTOR 2 = I1 to I2, SECTOR 3 = I2 to I3, SECTOR 4 = I3 to FL, DIFF = Difference To Personal Best Lap, P = Crossed Finish Line in Pit Lane, D = Time Disallowed

P5 2 GTC		Topcats Racing					Lamborghini Super Trofeo						
IDEAL LAP TIME : 2:04.081					BEST LAP TIME : 2:04.473			DIFFERENCE : 0.392					
D1: Charlotte GILBERT			D2: Tom RAWLINGS (PS)										
LAP	SECTOR 1		SECTOR 2		SECTOR 3		SECTOR 4		LAP TIME	MPH	DIFF	TIME OF DAY	
1 - D1		151.8	27.378	108.9	41.032	147.1	24.558	137.8	2:16.900	96.25	12.427	16:12:12.948	
2 - D1	39.706	151.8	27.535	105.8	38.424	150.4	24.323	139.0	2:09.988	101.37	5.515	16:14:22.936	
3 - D1	38.538	153.5	27.532	110.7	38.169	150.8	24.554	137.2	2:08.793	102.31	4.320	16:16:31.729	
4 - D1	38.658	153.2	27.579	109.4	38.137	150.4	24.410	139.0	2:08.784	102.32	4.311	16:18:40.513	
5 - D1	38.316	152.5	27.144	110.3	37.719	151.4	24.000	139.0	2:07.179	103.61	2.706	16:20:47.692	
6 - D1	38.067	153.2	26.889	111.6	37.957	151.1	24.306	137.8	2:07.219	103.58	2.746	16:22:54.911	
7 - D1	38.421	147.1	27.313	109.1	38.435	149.7	24.182	138.1	2:08.351	102.66	3.878	16:25:03.262	
8 - D1	38.564	153.5	26.860	110.1	38.039	149.7	24.141	139.6	2:07.604	103.27	3.131	16:27:10.866	
9 - D1	38.572	153.2	27.040	110.9	38.072	149.7	24.319	139.6	2:08.003	102.94	3.530	16:29:18.869	
10 - D1	38.564	152.5	27.447	109.1	38.518	150.8	24.619	139.6	2:09.148	102.03	4.675	16:31:28.017	
11 - D1	38.781	152.8	27.379	109.2	38.047	151.4	24.499	139.6	2:08.706	102.38	4.233	16:33:36.723	
12 - D1	38.404	152.5	27.222	110.3	37.955	151.1	IN PIT		2:10.111	P 101.28	5.638	16:35:46.834	
13 - D1	OUTLAP	153.5	27.196	105.5	37.594	151.4	23.568	140.2	4:26.961	49.36	2:22.488	16:40:13.795	
14 - D1	38.035	154.2	26.744	108.9	37.359	151.8	23.351	140.5	2:05.489	105.01	1.016	16:42:19.284	
15 - D1	37.785	154.6	26.773	112.2	37.318	152.1	23.397	140.5	2:05.273	105.19	0.800	16:44:24.557	
16 - D1	37.812	154.2	26.587	110.7	37.336	152.1	23.463	139.9	2:05.198	105.25	0.725	16:46:29.755	
17 - D1	37.839	153.9	26.718	111.8	38.111	152.5	23.453	140.8	2:06.121	104.48	1.648	16:48:35.876	
18 - D1	37.613	154.2	26.451	110.3	37.263	152.5	23.504	140.5	2:04.831	105.56	0.358	16:50:40.707	
19 - D1	37.638	155.3	26.382	113.1	37.136	152.5	23.416	140.5	2:04.572 (2)	105.78	0.099	16:52:45.279	
20 - D1	37.569	154.9	26.426	112.7	37.129	152.8	23.349	140.5	2:04.473 (1)	105.86		16:54:49.752	
21 - D1	37.832	149.1	26.459	112.0	37.030	152.8	23.347	140.8	2:04.668 (3)	105.70	0.195	16:56:54.420	
22 - D1	37.364	154.9	26.363	112.7	37.830	150.8	23.324	140.8	2:04.881	105.52	0.408	16:58:59.301	
23 - D1	37.522	154.9	26.609	111.2	37.281	152.5	23.571	140.2	2:04.983	105.43	0.510	17:01:04.284	

P6		28 GTO		Kendall Developments				Lamborghini Super Trofeo				
IDEAL LAP TIME : 2:01.632				BEST LAP TIME : 2:01.796				DIFFERENCE : 0.164				
D1: Paul BAILEY				D2: David BRABHAM (PRO)								
LAP	SECTOR 1		SECTOR 2		SECTOR 3		SECTOR 4		LAP TIME	MPH	DIFF	TIME OF DAY
1 - D1		153.9	27.941	108.4	39.917	147.8	24.474	140.2	2:17.335	95.95	15.539	16:12:13.383
2 - D1	39.590	153.9	27.735	111.2	38.953	149.4	23.906	139.9	2:10.184	101.22	8.388	16:14:23.567
3 - D1	38.840	153.5	27.481	108.7	38.742	150.1	24.040	140.5	2:09.103	102.07	7.307	16:16:32.670
4 - D1	39.025	153.5	27.453	111.2	38.918	150.1	24.796	140.5	2:10.192	101.21	8.396	16:18:42.862
5 - D1	38.810	153.9	27.204	112.0	38.710	150.4	24.163	140.5	2:08.887	102.24	7.091	16:20:51.749
6 - D1	39.196	154.2	27.551	108.2	39.521	149.7	24.270	139.6	2:10.538	100.94	8.742	16:23:02.287
7 - D1	39.512	152.8	29.008	108.9	39.499	147.4	24.521	140.8	2:12.540	99.42	10.744	16:25:14.827
8 - D1	39.551	153.2	27.803	108.9	39.852	148.1	24.763	139.9	2:11.969	99.85	10.173	16:27:26.796
9 - D1	39.425	152.8	27.983	109.6	40.468	148.1	24.978	138.7	2:12.854	99.19	11.058	16:29:39.650
10 - D1	39.885	152.5	28.129	106.5	39.774	147.4	24.665	138.4	2:12.453	99.49	10.657	16:31:52.103
11 - D1	39.874	152.1	27.864	109.6	40.129	147.4	24.793	138.7	2:12.660	99.33	10.864	16:34:04.763
12 - D1	40.402	151.4	28.448	107.2	40.232	148.1	IN PIT		2:16.882	P 96.27	15.086	16:36:21.645
13 - D1	OUTLAP	153.5	26.629	112.4	39.190	151.1	23.024	142.0	4:13.797	51.92	2:12.001	16:40:35.442
14 - D1	37.308	155.3	26.030	115.3	37.185	152.5	22.768	142.0	2:03.291	106.88	1.495	16:42:38.733
15 - D1	37.310	154.9	25.919	116.3	37.013	152.1	23.257	141.7	2:03.499	106.70	1.703	16:44:42.232
16 - D1	37.226	154.9	26.101	116.1	36.837	153.2	22.712	142.0	2:02.876	107.24	1.080	16:46:45.108
17 - D1	36.956	155.3	26.134	116.7	36.528	153.5	22.640	142.3	2:02.258 (2)	107.78	0.462	16:48:47.366
18 - D1	36.944	155.7	26.899	108.4	37.610	153.2	22.982	142.9	2:04.435	105.90	2.639	16:50:51.801
19 - D1	36.850	156.0	26.000	116.7	36.883	153.2	22.689	142.3	2:02.422 (3)	107.64	0.626	16:52:54.223
20 - D1	36.902	155.3	25.657	117.1	36.640	153.5	22.597	142.3	2:01.796 (1)	108.19		16:54:56.019
21 - D1	37.256	154.6	25.984	115.9	36.830	153.2	23.002	142.0	2:03.072	107.07	1.276	16:56:59.091
22 - D1	37.107	154.9	25.744	116.5	37.106	153.9	23.348	142.0	2:03.305	106.87	1.509	16:59:02.396
23 - D1	38.108	152.8	26.003	114.5	37.452	152.8	23.047	142.3	2:04.610	105.75	2.814	17:01:07.006

2024 GT Cup Championship

RACE 6 - SECTOR ANALYSIS



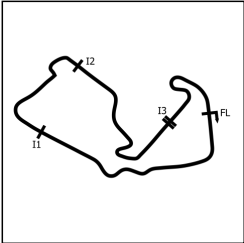
SECTOR 1 = FL to I1, SECTOR 2 = I1 to I2 SECTOR 3 = I2 to I3, SECTOR 4 = I3 to FL, DIFF = Difference To Personal Best Lap, P = Crossed Finish Line in Pit Lane, D = Time Disallowed

P7 3 GTC Topcats Racing							Lamborghini Super Trofeo					
IDEAL LAP TIME : 2:04.922				BEST LAP TIME : 2:05.157			DIFFERENCE : 0.235					
D1: Warren GILBERT				D2: Fraser FENWICK								
LAP	SECTOR 1		SECTOR 2		SECTOR 3		SECTOR 4		LAP TIME	MPH	DIFF	TIME OF DAY
1 - D1		151.8	27.295	108.0	40.796	143.7	24.843	136.1	2:16.531	96.51	11.374	16:12:12.579
2 - D1	39.532	152.1	27.090	107.2	40.244	147.8	24.710	137.0	2:11.576	100.15	6.419	16:14:24.155
3 - D1	39.329	152.5	27.392	108.0	38.703	147.4	24.038	136.1	2:09.462	101.78	4.305	16:16:33.617
4 - D1	39.027	152.1	27.238	109.4	38.460	149.1	24.220	138.1	2:08.945	102.19	3.788	16:18:42.562
5 - D1	38.785	151.8	26.940	109.1	38.484	148.7	24.403	135.8	2:08.612	102.46	3.455	16:20:51.174
6 - D1	39.503	150.8	26.960	107.8	38.730	148.4	24.661	136.1	2:09.854	101.48	4.697	16:23:01.028
7 - D1	39.118	151.1	26.780	109.1	38.224	149.4	24.268	136.1	2:08.390	102.63	3.233	16:25:09.418
8 - D1	38.681	152.5	27.354	108.4	38.580	147.8	23.832	137.8	2:08.447	102.59	3.290	16:27:17.865
9 - D1	38.376	151.8	26.761	108.2	38.933	147.4	24.163	137.0	2:08.233	102.76	3.076	16:29:26.098
10 - D1	38.329	153.2	26.956	107.3	38.504	149.1	24.203	137.0	2:07.992	102.95	2.835	16:31:34.090
11 - D1	40.440	152.1	27.261	110.5	38.857	150.4	24.293	133.3	2:10.851	100.70	5.694	16:33:44.941
12 - D1	39.086	151.4	26.914	110.5	38.683	147.1	24.328	135.0	2:09.011	102.14	3.854	16:35:53.952
13 - D1	38.776	152.8	26.955	110.9	40.124	142.4	IN PIT		2:15.343	P 97.36	10.186	16:38:09.295
14 - D1	OUTLAP	153.5	26.892	110.3	37.969	152.5	23.714	140.5	3:57.229	55.54	1:52.072	16:42:06.524
15 - D1	38.199	153.9	26.733	111.1	37.698	152.5	23.783	140.5	2:06.413	104.24	1.256	16:44:12.937
16 - D1	37.886	154.6	26.437	112.4	37.687	152.5	23.635	140.2	2:05.645	(3) 104.88	0.488	16:46:18.582
17 - D1	37.789	154.9	26.579	113.3	37.366	152.8	23.423	140.8	2:05.157	(1) 105.29		16:48:23.739
18 - D1	37.822	153.9	26.344	113.9	37.441	152.8	23.698	140.8	2:05.305	(2) 105.16	0.148	16:50:29.044
19 - D1	38.338	154.2	26.606	110.9	37.932	153.2	23.670	140.5	2:06.546	104.13	1.389	16:52:35.590
20 - D1	38.055	155.3	26.603	111.1	37.758	153.2	23.710	140.2	2:06.126	104.48	0.969	16:54:41.716
21 - D1	38.233	154.6	26.805	110.1	38.260	152.8	23.674	140.5	2:06.972	103.78	1.815	16:56:48.688
22 - D1	38.005	155.7	27.553	100.0	38.266	154.6	23.484	141.1	2:07.308	103.51	2.151	16:58:55.996
23 - D1	45.935	123.5	31.242	97.5	45.754	116.3	27.515	122.0	2:30.446	87.59	25.289	17:01:26.442

P8 24 GT3 Greystone GT						McLaren 720S GT3						
IDEAL LAP TIME : 2:04.764				BEST LAP TIME : 2:05.564			DIFFERENCE : 0.800					
D1: Andrey BORODIN				D2: Ed PEAD (PRO) (INV)								
LAP	SECTOR 1		SECTOR 2		SECTOR 3		SECTOR 4		LAP TIME	MPH	DIFF	TIME OF DAY
1 - D1		144.6	27.821	101.5	39.628	141.2	23.758	135.3	2:24.015	91.50	18.451	16:12:20.063
2 - D1	38.547	148.4	27.600	106.1	39.973	143.7	25.276	134.2	2:11.396	100.29	5.832	16:14:31.459
3 - D1	39.853	145.5	26.856	111.4	38.666	146.5	23.822	135.8	2:09.197	101.99	3.633	16:16:40.656
4 - D1	38.569	147.8	26.893	111.2	38.386	147.4	23.726	136.4	2:07.574	103.29	2.010	16:18:48.230
5 - D1	38.696	146.2	26.799	111.2	37.645	147.8	23.447	135.5	2:06.587	104.10	1.023	16:20:54.817
6 - D1	37.692	149.1	26.583	113.9	39.621	143.7	24.174	136.1	2:08.070	102.89	2.506	16:23:02.887
7 - D1	39.453	148.7	27.541	112.0	37.712	148.1	23.219	136.4	2:07.925	103.01	2.361	16:25:10.812
8 - D1	37.898	149.1	27.118	108.7	38.628	147.4	23.860	136.1	2:07.504	103.35	1.940	16:27:18.316
9 - D1	38.375	149.1	26.636	109.4	39.305	142.1	23.904	136.4	2:08.220	102.77	2.656	16:29:26.536
10 - D1	38.597	148.7	27.093	110.0	38.987	146.2	23.992	135.8	2:08.669	102.41	3.105	16:31:35.205
11 - D1	38.681	148.7	27.155	109.2	39.054	147.1	24.469	135.3	2:09.359	101.86	3.795	16:33:44.564
12 - D1	37.690	148.7	26.366	113.7	39.037	144.3	23.670	135.5	2:06.763	103.95	1.199	16:35:51.327
13 - D1	38.185	148.4	27.181	109.1	38.618	146.2	IN PIT		2:15.107	P 97.53	9.543	16:38:06.434
14 - D1	OUTLAP	147.8	26.894	110.5	38.437	145.2	23.799	134.7	4:18.202	51.03	2:12.638	16:42:24.636
15 - D1	38.514	150.1	26.814	110.9	38.083	146.5	23.544	135.5	2:06.955	103.79	1.391	16:44:31.591
16 - D1	37.838	149.1	27.038	110.9	37.851	147.1	23.892	134.7	2:06.619	104.07	1.055	16:46:38.210
17 - D1	38.120	149.1	26.708	110.7	38.185	145.5	24.231	136.1	2:07.244	103.56	1.680	16:48:45.454
18 - D1	38.270	148.7	28.178	101.9	38.735	146.8	23.774	136.4	2:08.957	102.18	3.393	16:50:54.411
19 - D1	38.093	149.1	27.084	112.4	38.463	146.2	23.749	135.0	2:07.389	103.44	1.825	16:53:01.800
20 - D1	37.848	149.1	26.904	112.2	38.258	146.8	23.513	135.8	2:06.523 (3)	104.15	0.959	16:55:08.323
21 - D1	37.973	148.7	26.640	111.6	38.136	144.9	24.691	136.1	2:07.440	103.40	1.876	16:57:15.763
22 - D1	38.227	149.4	26.913	111.6	37.815	148.1	23.522	136.4	2:06.477 (2)	104.19	0.913	16:59:22.240
23 - D1	37.534	149.1	26.652	109.6	37.883	147.4	23.495	136.7	2:05.564 (1)	104.94		17:01:27.804

2024 GT Cup Championship

RACE 6 - SECTOR ANALYSIS



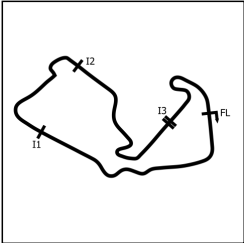
SECTOR 1 = FL to I1, SECTOR 2 = I1 to I2 SECTOR 3 = I2 to I3, SECTOR 4 = I3 to FL, DIFF = Difference To Personal Best Lap, P = Crossed Finish Line in Pit Lane, D = Time Disallowed

P9 80 GTC		Team Trofeo Racing					Porsche 911 GT3 Cup					
IDEAL LAP TIME : 2:09.401			BEST LAP TIME : 2:09.740				DIFFERENCE : 0.339					
D1: James CALEY			D2: Bill CALEY (INV)									
LAP	SECTOR 1		SECTOR 2		SECTOR 3		SECTOR 4		LAP TIME	MPH	DIFF	TIME OF DAY
1 - D1		148.1	28.189	107.2	39.114	144.9	24.738	136.1	2:17.893	95.56	8.153	16:12:13.941
2 - D1	39.948	150.1	27.530	108.5	38.536	148.4	24.678	136.4	2:10.692	100.83	0.952	16:14:24.633
3 - D1	39.959	150.1	27.900	108.0	38.531	149.1	24.296	136.1	2:10.686	100.83	0.946	16:16:35.319
4 - D1	39.835	149.7	27.871	108.7	38.870	148.7	24.473	136.1	2:11.049	100.55	1.309	16:18:46.368
5 - D1	40.358	147.1	28.024	107.8	38.541	149.1	24.371	136.1	2:11.294	100.36	1.554	16:20:57.662
6 - D1	39.889	150.1	27.708	108.5	38.885	148.7	24.231	136.1	2:10.713	100.81	0.973	16:23:08.375
7 - D1	39.860	149.1	27.905	106.0	38.703	148.7	24.413	135.8	2:10.881	100.68	1.141	16:25:19.256
8 - D1	39.998	148.7	27.801	106.6	38.919	147.1	24.518	135.8	2:11.236	100.41	1.496	16:27:30.492
9 - D1	39.766	150.1	27.828	107.7	39.147	147.1	24.480	136.4	2:11.221	100.42	1.481	16:29:41.713
10 - D1	40.058	150.1	27.951	107.0	38.892	148.7	24.234	136.7	2:11.135	100.49	1.395	16:31:52.848
11 - D1	39.906	150.1	28.166	106.5	39.282	146.2	IN PIT		2:15.479	P 97.26	5.739	16:34:08.327
12 - D1	OUTLAP	147.8	28.966	103.2	40.294	146.8	24.732	135.0	4:12.298	52.23	2:02.558	16:38:20.625
13 - D1	40.102	149.1	27.303	107.5	39.026	147.4	24.471	135.5	2:10.902	100.66	1.162	16:40:31.527
14 - D1	39.767	149.1	27.228	107.5	39.417	145.8	24.449	135.8	2:10.861	100.70	1.121	16:42:42.388
15 - D1	39.755	148.7	27.237	103.2	39.238	147.8	24.311	135.5	2:10.541	100.94	0.801	16:44:52.929
16 - D1	39.693	148.7	27.542	106.6	38.502	147.8	24.419	135.5	2:10.156	(2) 101.24	0.416	16:47:03.085
17 - D1	39.483	149.4	27.308	106.6	38.940	148.1	24.464	136.1	2:10.195	(3) 101.21	0.455	16:49:13.280
18 - D1	39.580	149.4	27.185	105.0	38.524	149.1	24.451	136.1	2:09.740	(1) 101.57		16:51:23.020
19 - D1	40.093	150.1	27.960	106.6	39.184	145.8	24.856	135.8	2:12.093	99.76	2.353	16:53:35.113
20 - D1	40.001	149.4	27.475	107.8	39.142	146.8	24.699	136.1	2:11.317	100.35	1.577	16:55:46.430
21 - D1	39.927	149.4	27.833	105.8	39.236	146.8	24.837	136.4	2:11.833	99.95	2.093	16:57:58.263
22 - D1	39.749	149.1	27.774	105.8	39.720	147.1	24.599	135.8	2:11.842	99.95	2.102	17:00:10.105

P10 72 GTC			Woodrow Motorsport				BMW M3 GTR					
IDEAL LAP TIME : 2:11.068			BEST LAP TIME : 2:11.744				DIFFERENCE : 0.676					
D1: Chris MURPHY												
LAP	SECTOR 1		SECTOR 2		SECTOR 3		SECTOR 4		LAP TIME	MPH	DIFF	TIME OF DAY
1 - D1		144.3	28.746	104.2	40.171	140.9	24.626	131.0	2:21.034	93.43	9.290	16:12:17.082
2 - D1	40.756	144.6	27.909	102.7	40.068	140.6	25.219	131.0	2:13.952	98.37	2.208	16:14:31.034
3 - D1	40.293	142.7	27.979	102.9	39.718	141.5	24.342	131.2	2:12.332	99.58	0.588	16:16:43.366
4 - D1	40.587	144.9	27.533	105.1	39.146	141.2	24.478	131.2	2:11.744 (1)	100.02		16:18:55.110
5 - D1	40.663	144.0	27.735	102.4	39.579	140.6	24.427	131.5	2:12.404	99.52	0.660	16:21:07.514
6 - D1	40.625	144.3	27.863	105.3	39.322	141.5	24.678	130.7	2:12.488	99.46	0.744	16:23:20.002
7 - D1	40.189	145.5	27.960	105.8	39.136	141.8	24.607	129.4	2:11.892 (3)	99.91	0.148	16:25:31.894
8 - D1	41.007	143.0	27.600	104.6	39.216	140.6	24.548	130.7	2:12.371	99.55	0.627	16:27:44.265
9 - D1	40.607	143.3	27.613	104.5	39.648	140.1	24.520	130.2	2:12.388	99.53	0.644	16:29:56.653
10 - D1	40.629	143.3	27.882	101.0	40.764	140.9	24.409	130.4	2:13.684	98.57	1.940	16:32:10.337
11 - D1	40.479	144.0	27.686	103.8	39.898	140.1	24.492	129.7	2:12.555	99.41	0.811	16:34:22.892
12 - D1	40.583	142.7	27.711	103.5	41.127	138.0	IN PIT		2:15.900 P	96.96	4.156	16:36:38.792
13 - D1	OUTLAP	143.7	28.489	100.1	39.834	140.3	24.501	130.4	3:38.114	60.41	1:26.370	16:40:16.906
14 - D1	40.310	144.3	28.679	101.9	40.187	139.8	24.556	130.7	2:13.732	98.53	1.988	16:42:30.638
15 - D1	40.425	144.9	27.764	104.5	39.824	139.2	25.126	131.2	2:13.139	98.97	1.395	16:44:43.777
16 - D1	40.102	144.3	28.023	102.7	39.933	139.8	24.757	129.7	2:12.815	99.21	1.071	16:46:56.592
17 - D1	40.714	144.3	27.920	105.0	39.989	139.8	24.743	130.2	2:13.366	98.80	1.622	16:49:09.958
18 - D1	40.411	143.7	28.152	104.2	39.561	140.1	24.537	130.2	2:12.661	99.33	0.917	16:51:22.619
19 - D1	40.536	144.6	28.662	103.0	39.579	141.5	24.585	131.7	2:13.362	98.81	1.618	16:53:35.981
20 - D1	40.261	145.5	27.728	102.6	39.492	141.8	24.513	130.7	2:11.994	99.83	0.250	16:55:47.975
21 - D1	40.124	145.8	27.675	104.5	39.887	140.6	24.366	131.7	2:12.052	99.79	0.308	16:58:00.027
22 - D1	40.057	145.5	27.727	102.7	39.496	141.8	24.563	131.0	2:11.843 (2)	99.95	0.099	17:00:11.870

2024 GT Cup Championship

RACE 6 - SECTOR ANALYSIS



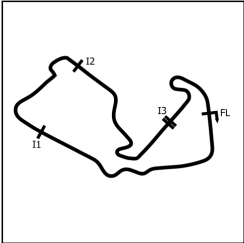
SECTOR 1 = FL to I1, SECTOR 2 = I1 to I2 SECTOR 3 = I2 to I3, SECTOR 4 = I3 to FL, DIFF = Difference To Personal Best Lap, P = Crossed Finish Line in Pit Lane, D = Time Disallowed

P11 10 GTH Forsetti Motorsport				Aston Martin Vantage GT4								
IDEAL LAP TIME : 2:10.472				BEST LAP TIME : 2:10.776				DIFFERENCE : 0.304				
D1: Sam NESER				D2: Will ORTON (PS)								
LAP	SECTOR 1		SECTOR 2		SECTOR 3		SECTOR 4		LAP TIME	MPH	DIFF	TIME OF DAY
1 - D1		139.2	28.494	104.3	39.545	138.0	24.695	126.9	2:19.763	94.28	8.987	16:12:15.811
2 - D1	40.764	140.6	28.457	98.6	39.980	138.6	24.375	126.7	2:13.576	98.65	2.800	16:14:29.387
3 - D1	40.105	139.2	27.458	105.1	39.233	137.2	24.344	126.9	2:11.140	100.48	0.364	16:16:40.527
4 - D1	40.351	139.2	27.616	104.6	39.250	137.2	24.347	126.9	2:11.564	100.16	0.788	16:18:52.091
5 - D1	40.101	139.2	27.430	105.1	39.317	137.2	24.277	126.9	2:11.125	100.49	0.349	16:21:03.216
6 - D1	40.100	139.5	27.518	104.5	39.425	136.9	24.335	126.9	2:11.378	100.30	0.602	16:23:14.594
7 - D1	40.212	139.2	27.576	104.2	39.322	136.9	24.534	127.2	2:11.644	100.10	0.868	16:25:26.238
8 - D1	40.119	139.2	27.524	104.5	39.678	136.6	24.629	127.2	2:11.950	99.86	1.174	16:27:38.188
9 - D1	40.218	138.9	27.529	104.2	39.282	136.6	24.515	126.9	2:11.544	100.17	0.768	16:29:49.732
10 - D1	40.199	139.2	27.555	105.3	39.435	136.6	24.438	126.9	2:11.627	100.11	0.851	16:32:01.359
11 - D1	40.080	139.5	27.559	104.0	39.346	137.7	24.480	127.2	2:11.465	100.23	0.689	16:34:12.824
12 - D1	40.146	139.5	27.621	104.8	39.468	137.2	24.614	126.7	2:11.849	99.94	1.073	16:36:24.673
13 - D1	40.195	139.5	27.551	104.6	39.562	136.6	24.522	126.9	2:11.830	99.96	1.054	16:38:36.503
14 - D1	40.155	139.8	27.595	103.5	39.551	136.9	IN PIT		2:15.031	P 97.59	4.255	16:40:51.534
15 - D1	OUTLAP	139.8	27.543	105.3	39.442	136.3	24.543	127.2	4:10.309	52.64	1:59.533	16:45:01.843
16 - D1	39.957	140.6	27.454	105.6	39.281	136.6	24.427	127.4	2:11.119	100.50	0.343	16:47:12.962
17 - D1	40.172	140.1	27.285	105.8	39.117	136.6	24.468	127.4	2:11.042	100.56	0.266	16:49:24.004
18 - D1	40.136	139.5	27.443	106.0	39.211	137.2	24.380	127.2	2:11.170	100.46	0.394	16:51:35.174
19 - D1	39.857	140.6	27.387	106.0	39.141	137.2	24.451	127.4	2:10.836	(2) 100.71	0.060	16:53:46.010
20 - D1	40.073	140.1	27.386	105.1	39.280	137.2	24.464	127.7	2:11.203	100.43	0.427	16:55:57.213
21 - D1	39.989	140.6	27.358	106.1	39.053	137.7	24.376	127.2	2:10.776	(1) 100.76		16:58:07.989
22 - D1	39.882	140.3	27.450	106.1	39.196	137.2	24.338	127.7	2:10.866	(3) 100.69	0.090	17:00:18.855

P12 9 GTH Forsetti Motorsport				Aston Martin Vantage GT4								
IDEAL LAP TIME : 2:10.425				BEST LAP TIME : 2:10.600				DIFFERENCE : 0.175				
D1: Matthew HIGGINS				D2: Mikey PORTER (PS)								
LAP	SECTOR 1		SECTOR 2		SECTOR 3		SECTOR 4		LAP TIME	MPH	DIFF	TIME OF DAY
1 - D2		136.6	28.137	104.8	39.624	136.3	24.866	125.9	2:19.612	94.38	9.012	16:12:15.660
2 - D2	40.771	138.6	28.540	99.8	39.895	135.8	24.792	127.2	2:13.998	98.34	3.398	16:14:29.658
3 - D2	40.236	139.5	27.617	103.5	40.969	136.1	24.619	125.9	2:13.441	98.75	2.841	16:16:43.099
4 - D2	40.237	138.3	27.508	104.2	39.349	136.1	24.647	126.2	2:11.741	100.02	1.141	16:18:54.840
5 - D2	40.266	138.6	27.639	105.3	39.716	135.5	24.738	126.2	2:12.359	99.56	1.759	16:21:07.199
6 - D2	40.536	138.3	27.639	104.6	39.534	135.5	24.750	125.9	2:12.459	99.48	1.859	16:23:19.658
7 - D2	40.229	138.6	27.750	105.5	39.413	135.8	24.675	126.4	2:12.067	99.78	1.467	16:25:31.725
8 - D2	41.692	138.6	27.660	104.2	39.584	135.8	24.805	126.7	2:13.741	98.53	3.141	16:27:45.466
9 - D2	40.386	140.3	27.706	104.2	39.632	135.8	24.541	126.9	2:12.265	99.63	1.665	16:29:57.731
10 - D2	40.273	138.6	27.916	104.5	40.679	136.3	24.725	126.7	2:13.593	98.64	2.993	16:32:11.324
11 - D2	40.297	138.9	27.619	104.0	39.716	136.1	24.732	125.9	2:12.364	99.55	1.764	16:34:23.688
12 - D2	40.439	138.9	27.906	103.7	39.969	136.3	24.507	125.7	2:12.821	99.21	2.221	16:36:36.509
13 - D2	40.058	138.9	27.624	105.0	39.550	135.2	24.620	125.9	2:11.852	99.94	1.252	16:38:48.361
14 - D2	40.303	138.6	27.593	104.3	39.581	135.5	IN PIT		2:14.748 P	97.79	4.148	16:41:03.109
15 - D2	OUTLAP	138.6	27.353	106.0	39.303	135.8	24.486	126.4	4:14.505	51.77	2:03.905	16:45:17.614
16 - D2	40.156	139.2	27.494	100.3	39.414	136.1	24.374	126.4	2:11.438	100.25	0.838	16:47:29.052
17 - D2	39.992	139.5	27.236	106.1	39.255	135.5	24.370	126.7	2:10.853 (3)	100.70	0.253	16:49:39.905
18 - D2	39.861	138.9	27.349	106.3	39.132	136.1	24.258	126.4	2:10.600 (1)	100.90		16:51:50.505
19 - D2	39.844	139.8	27.456	104.3	39.292	136.3	24.359	126.7	2:10.951	100.63	0.351	16:54:01.456
20 - D2	39.842	140.9	27.212	105.8	39.343	136.3	24.239	126.7	2:10.636 (2)	100.87	0.036	16:56:12.092
21 - D2	40.047	139.2	27.442	106.0	39.321	136.6	24.366	126.4	2:11.176	100.45	0.576	16:58:23.268
22 - D2	39.883	139.5	27.341	106.3	39.333	136.3	24.388	126.4	2:10.945	100.63	0.345	17:00:34.213

2024 GT Cup Championship

RACE 6 - SECTOR ANALYSIS



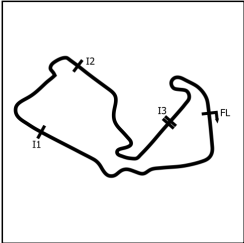
SECTOR 1 = FL to I1, SECTOR 2 = I1 to I2 SECTOR 3 = I2 to I3, SECTOR 4 = I3 to FL, DIFF = Difference To Personal Best Lap, P = Crossed Finish Line in Pit Lane, D = Time Disallowed

P13 86 GTH SVG Motorsport				Ginetta G56 GT4								
IDEAL LAP TIME : 2:10.998		BEST LAP TIME : 2:11.340		DIFFERENCE : 0.342								
D1: Liona THEOBALD		D2: Owen HIZZEY (PS)										
LAP	SECTOR 1		SECTOR 2		SECTOR 3		SECTOR 4		LAP TIME	MPH	DIFF	TIME OF DAY
1 - D1		138.6	29.428	103.5	40.347	137.7	24.884	126.2	2:22.024	92.78	10.684	16:12:18.072
2 - D1	40.653	137.5	28.410	104.3	40.429	137.2	24.808	126.2	2:14.300	98.12	2.960	16:14:32.372
3 - D1	40.453	140.6	27.740	105.0	39.681	137.5	24.887	126.4	2:12.761	99.25	1.421	16:16:45.133
4 - D1	40.762	139.5	27.957	104.8	39.430	137.2	24.535	126.9	2:12.684	99.31	1.344	16:18:57.817
5 - D1	40.258	138.9	27.878	105.3	39.714	136.9	24.672	126.4	2:12.522	99.43	1.182	16:21:10.339
6 - D1	40.194	139.5	27.750	104.0	39.869	136.3	24.754	126.2	2:12.567	99.40	1.227	16:23:22.906
7 - D1	40.371	138.9	27.900	104.6	39.642	136.6	24.879	125.7	2:12.792	99.23	1.452	16:25:35.698
8 - D1	40.981	139.2	27.919	104.5	39.653	136.1	24.820	126.2	2:13.373	98.80	2.033	16:27:49.071
9 - D1	40.824	138.0	27.957	104.3	40.064	135.8	24.809	126.4	2:13.654	98.59	2.314	16:30:02.725
10 - D1	40.744	139.5	27.907	105.5	39.781	136.6	24.920	126.7	2:13.352	98.81	2.012	16:32:16.077
11 - D1	40.425	138.3	27.899	106.1	39.790	136.9	24.952	125.7	2:13.066	99.03	1.726	16:34:29.143
12 - D1	40.338	139.2	27.703	104.6	39.879	137.2	25.014	125.7	2:12.934	99.13	1.594	16:36:42.077
13 - D1	40.586	138.3	28.166	96.6	39.904	136.6	24.683	126.7	2:13.339	98.82	1.999	16:38:55.416
14 - D1	40.624	138.9	27.926	104.5	39.986	135.8	IN PIT		2:16.280 P	96.69	4.940	16:41:11.696
15 - D1	OUTLAP	140.3	27.632	104.0	39.333	136.9	24.558	125.7	4:06.652	53.42	1:55.312	16:45:18.348
16 - D1	40.065	140.1	27.390	104.5	39.391	136.9	24.494	126.2	2:11.340 (1)	100.33		16:47:29.688
17 - D1	40.080	138.9	27.755	105.0	39.319	136.1	24.470	126.7	2:11.624	100.11	0.284	16:49:41.312
18 - D1	40.052	139.2	27.387	105.8	39.515	136.3	24.742	125.9	2:11.696	100.06	0.356	16:51:53.008
19 - D1	40.324	138.9	27.363	105.5	39.256	136.3	24.456	126.4	2:11.399 (3)	100.28	0.059	16:54:04.407
20 - D1	40.298	138.9	27.473	105.1	39.222	136.3	24.361	126.9	2:11.354 (2)	100.32	0.014	16:56:15.761
21 - D1	40.147	138.9	27.837	96.0	40.029	136.1	24.465	126.7	2:12.478	99.47	1.138	16:58:28.239
22 - D1	40.117	138.6	27.472	105.3	39.454	136.3	24.504	126.7	2:11.547	100.17	0.207	17:00:39.786

P14 75 GTC				Team Parker Racing				Porsche 911 GT3 Cup				
IDEAL LAP TIME : 2:11.139				BEST LAP TIME : 2:12.029				DIFFERENCE : 0.890				
D1: Keith BUSH												
LAP	SECTOR 1		SECTOR 2		SECTOR 3		SECTOR 4		LAP TIME	MPH	DIFF	TIME OF DAY
1 - D1		147.8	29.313	100.6	42.786	140.9	25.415	135.0	2:26.665	89.84	14.636	16:12:22.713
2 - D1	40.039	149.7	28.116	105.8	39.753	146.8	24.770	136.1	2:12.678	99.32	0.649	16:14:35.391
3 - D1	39.762	150.1	28.208	104.3	39.685	146.8	24.674	136.1	2:12.329 (2)	99.58	0.300	16:16:47.720
4 - D1	40.191	149.7	28.064	103.5	39.791	147.4	24.886	136.1	2:12.932	99.13	0.903	16:19:00.652
5 - D1	39.813	150.1	28.721	104.2	39.886	147.8	24.564	136.1	2:12.984	99.09	0.955	16:21:13.636
6 - D1	40.350	150.1	28.588	104.6	40.129	146.5	24.641	135.5	2:13.708	98.55	1.679	16:23:27.344
7 - D1	39.983	150.1	28.090	103.5	39.672	147.4	24.711	135.3	2:12.456	99.48	0.427	16:25:39.800
8 - D1	39.785	149.4	28.283	103.8	39.722	148.1	24.819	135.5	2:12.609	99.37	0.580	16:27:52.409
9 - D1	39.704	150.1	28.121	103.7	40.272	145.2	25.016	135.8	2:13.113	98.99	1.084	16:30:05.522
10 - D1	40.655	150.1	27.965	105.1	39.743	146.8	24.578	135.5	2:12.941	99.12	0.912	16:32:18.463
11 - D1	39.698	150.1	27.722	107.0	41.257	142.4	24.872	134.2	2:13.549	98.67	1.520	16:34:32.012
12 - D1	40.256	149.4	28.043	107.7	39.468	147.1	IN PIT		2:18.448 P	95.18	6.419	16:36:50.460
13 - D1	OUTLAP	149.4	27.869	106.0	41.230	146.2	24.634	135.3	3:48.168	57.75	1:36.139	16:40:38.628
14 - D1	39.718	150.1	28.071	103.7	40.095	146.2	25.271	135.5	2:13.155	98.96	1.126	16:42:51.783
15 - D1	39.385	150.8	28.304	106.3	39.702	146.8	24.638	136.4	2:12.029 (1)	99.80		16:45:03.812
16 - D1	39.765	150.8	28.076	105.6	39.525	147.4	25.089	135.5	2:12.455 (3)	99.48	0.426	16:47:16.267
17 - D1	40.033	149.1	28.100	105.5	39.802	147.1	24.987	135.3	2:12.922	99.13	0.893	16:49:29.189
18 - D1	39.719	149.7	28.302	103.8	39.875	146.2	25.159	135.3	2:13.055	99.04	1.026	16:51:42.244
19 - D1	39.918	150.1	28.341	104.5	40.426	145.8	25.830	132.0	2:14.515	97.96	2.486	16:53:56.759
20 - D1	41.514	146.8	29.142	102.7	41.478	145.5	25.249	135.3	2:17.383	95.92	5.354	16:56:14.142
21 - D1	40.662	149.4	28.441	97.6	41.635	147.1	25.407	134.7	2:16.145	96.79	4.116	16:58:30.287
22 - D1	40.351	150.4	29.101	98.2	40.542	146.8	25.352	135.0	2:15.346	97.36	3.317	17:00:45.633

2024 GT Cup Championship

RACE 6 - SECTOR ANALYSIS



SECTOR 1 = FL to I1, SECTOR 2 = I1 to I2 SECTOR 3 = I2 to I3, SECTOR 4 = I3 to FL, DIFF = Difference To Personal Best Lap, P = Crossed Finish Line in Pit Lane, D = Time Disallowed

P15 11 GTH Paddock Motorsport										McLaren Artura GT4		
IDEAL LAP TIME : 2:10.839				BEST LAP TIME : 2:10.938				DIFFERENCE : 0.099				
D1: Michael ORANT				D2: Thomas HOLLAND (PS)								
LAP	SECTOR 1		SECTOR 2		SECTOR 3		SECTOR 4		LAP TIME	MPH	DIFF	TIME OF DAY
1 - D1		138.9	28.657	102.7	40.147	135.5	24.787	124.5	2:20.852	93.55	9.914	16:12:16.900
2 - D1	40.343	140.3	27.957	101.3	40.493	135.2	26.130	122.9	2:14.923	97.66	3.985	16:14:31.823
3 - D1	40.551	139.8	27.804	104.8	39.832	135.8	24.969	124.5	2:13.156	98.96	2.218	16:16:44.979
4 - D1	41.575	139.8	28.140	104.0	39.809	135.8	24.797	124.5	2:14.321	98.10	3.383	16:18:59.300
5 - D1	40.870	138.0	27.895	104.5	40.036	135.5	24.905	124.0	2:13.706	98.55	2.768	16:21:13.006
6 - D1	40.622	137.7	27.919	104.8	39.868	135.0	24.984	124.0	2:13.393	98.78	2.455	16:23:26.399
7 - D1	40.823	137.7	28.384	101.6	40.545	135.2	24.850	124.5	2:14.602	97.90	3.664	16:25:41.001
8 - D1	40.653	138.3	27.886	104.8	39.654	135.5	25.024	124.5	2:13.217	98.91	2.279	16:27:54.218
9 - D1	40.526	138.6	27.832	104.6	40.170	135.5	24.794	124.5	2:13.322	98.84	2.384	16:30:07.540
10 - D1	40.482	138.0	27.623	105.1	40.017	135.2	24.810	125.0	2:12.932	99.13	1.994	16:32:20.472
11 - D1	40.448	138.3	28.058	105.0	39.836	136.9	25.101	123.8	2:13.443	98.75	2.505	16:34:33.915
12 - D1	40.961	138.3	27.993	104.8	39.827	135.5	24.663	124.0	2:13.444	98.75	2.506	16:36:47.359
13 - D1	40.477	138.6	27.720	105.3	39.941	134.7	24.700	124.3	2:12.838	99.20	1.900	16:39:00.197
14 - D1	40.592	138.6	27.594	104.6	39.912	134.4	IN PIT		2:16.613	P 96.46	5.675	16:41:16.810
15 - D1	OUTLAP	138.3	27.464	104.6	39.706	134.2	24.443	124.3	4:14.270	51.82	2:03.332	16:45:31.080
16 - D1	40.240	138.6	27.410	105.1	39.521	135.2	24.484	124.5	2:11.655	100.09	0.717	16:47:42.735
17 - D1	40.079	138.6	27.294	105.6	39.320	135.2	24.457	124.5	2:11.150	(3) 100.47	0.212	16:49:53.885
18 - D1	40.085	138.9	27.707	102.2	40.011	134.7	24.417	124.7	2:12.220	99.66	1.282	16:52:06.105
19 - D1	40.126	138.6	27.444	105.6	39.381	135.0	24.361	124.0	2:11.312	100.35	0.374	16:54:17.417
20 - D1	39.950	139.2	27.359	105.5	39.248	135.8	24.381	124.5	2:10.938	(1) 100.64		16:56:28.355
21 - D1	39.952	139.2	27.303	105.5	39.292	135.5	24.587	123.8	2:11.134	(2) 100.49	0.196	16:58:39.489
22 - D1	40.024	139.2	27.576	105.5	39.293	135.2	24.347	124.5	2:11.240	100.40	0.302	17:00:50.729

P16 370 GTA Jolt Racing										McLaren 570S GT4				
IDEAL LAP TIME : 2:17.018					BEST LAP TIME : 2:17.145					DIFFERENCE : 0.127				
D1: Rupert WILLIAMS					D2: John INGRAM (PS)									
LAP	SECTOR 1		SECTOR 2		SECTOR 3		SECTOR 4		LAP TIME	MPH	DIFF	TIME OF DAY		
1 - D1		138.9	29.483	96.2	42.234	134.2	26.005	124.0	2:28.536	88.71	11.391	16:12:24.584		
2 - D1	42.768	136.3	29.546	96.8	42.189	133.6	26.173	122.2	2:20.676	93.67	3.531	16:14:45.260		
3 - D1	43.351	136.3	29.409	97.1	41.976	133.4	26.025	122.9	2:20.761	93.61	3.616	16:17:06.021		
4 - D1	42.984	136.6	30.375	93.5	42.826	133.6	26.078	122.2	2:22.263	92.62	5.118	16:19:28.284		
5 - D1	43.217	135.5	29.509	97.8	41.933	134.7	26.060	123.3	2:20.719	93.64	3.574	16:21:49.003		
6 - D1	43.802	137.2	29.315	94.6	42.739	133.6	25.814	123.3	2:21.670	93.01	4.525	16:24:10.673		
7 - D1	42.434	138.3	29.426	94.3	42.077	133.6	25.841	123.1	2:19.778	94.27	2.633	16:26:30.451		
8 - D1	42.695	137.7	29.199	97.3	41.666	135.2	25.987	123.6	2:19.547	94.43	2.402	16:28:49.998		
9 - D1	42.502	138.6	28.722	95.3	41.816	133.9	26.009	121.5	2:19.049	94.77	1.904	16:31:09.047		
10 - D1	42.726	137.5	28.955	96.5	41.375	135.8	25.423	122.9	2:18.479	95.16	1.334	16:33:27.526		
11 - D1	42.149	138.0	28.592	96.6	41.679	133.6	26.211	124.3	2:18.631	95.05	1.486	16:35:46.157		
12 - D1	42.454	138.3	29.044	99.4	41.966	131.5	26.058	124.7	2:19.522	94.44	2.377	16:38:05.679		
13 - D1	42.513	137.7	29.193	88.5	42.878	133.9	IN PIT		2:26.125	P 90.18	8.980	16:40:31.804		
14 - D1	OUTLAP	138.9	29.503	98.2	42.371	133.4	26.045	123.3	4:42.121	46.70	2:24.976	16:45:13.925		
15 - D1	42.223	138.9	29.453	97.6	41.982	135.2	25.856	125.2	2:19.514	94.45	2.369	16:47:33.439		
16 - D1	42.009	139.5	28.678	100.4	41.388	134.2	25.535	125.5	2:17.610	(2) 95.76	0.465	16:49:51.049		
17 - D1	41.873	137.7	28.616	99.5	41.825	135.5	25.670	125.2	2:17.984	95.50	0.839	16:52:09.033		
18 - D1	41.628	139.2	28.600	100.9	41.397	135.2	25.520	125.5	2:17.145	(1) 96.08		16:54:26.178		
19 - D1	41.882	138.6	28.899	100.3	41.464	135.2	25.654	124.7	2:17.899	(3) 95.56	0.754	16:56:44.077		
20 - D1	41.977	138.6	29.571	99.5	41.668	135.5	25.837	125.2	2:19.053	94.76	1.908	16:59:03.130		
21 - D1	42.022	138.9	29.115	99.4	42.264	135.2	26.291	124.3	2:19.692	94.33	2.547	17:01:22.822		

2024 GT Cup Championship

RACE 6 - BEST SECTORS

SECTOR 1				SECTOR 2			SECTOR 3			SECTOR 4			IDEAL / BEST COMPARISON					
POS	NO	NAME	TIME	NO	NAME	TIME	NO	NAME	TIME	NO	NAME	TIME	POS	NO	NAME	IDEAL	BEST	DIFF
													PERFECT LAP		1:58.678			
1	6	Team Ab	35.830	97	Beechde	24.900	6	Team Ab	35.629	6	Team Ab	22.319	1	6	Team Abba Racing	1:58.700	1:59.257	0.557
2	97	Beechde	36.028	6	Team Ab	24.922	97	Beechde	35.845	97	Beechde	22.386	2	97	Beechdean Motorsport	1:59.159	1:59.445	0.286
3	99	Tim Gra	36.269	33	G-Cat R	25.080	99	Tim Gra	35.990	33	G-Cat R	22.538	3	99	Tim Gray Motorsport	2:00.310	2:00.526	0.216
4	33	G-Cat R	36.735	99	Tim Gra	25.379	33	G-Cat R	36.450	28	Kendall	22.597	4	33	G-Cat Racing	2:00.803	2:01.288	0.485
5	28	Kendall	36.850	28	Kendall	25.657	28	Kendall	36.528	99	Tim Gra	22.672	5	28	Kendall Developments	2:01.632	2:01.796	0.164
6	2	Topcats	37.364	3	Topcats	26.344	2	Topcats	37.030	24	Greysto	23.219	6	2	Topcats Racing	2:04.081	2:04.473	0.392
7	24	Greysto	37.534	2	Topcats	26.363	3	Topcats	37.366	2	Topcats	23.324	7	24	Greystone GT	2:04.764	2:05.564	0.800
8	3	Topcats	37.789	24	Greysto	26.366	24	Greysto	37.645	3	Topcats	23.423	8	3	Topcats Racing	2:04.922	2:05.157	0.235
9	75	Team Pa	39.385	80	Team Tr	27.185	80	Team Tr	38.502	80	Team Tr	24.231	9	80	Team Trofeo Racing	2:09.401	2:09.740	0.339
10	80	Team Tr	39.483	9	Forsett	27.212	10	Forsett	39.053	9	Forsett	24.239	10	9	Forsetti Motorsport	2:10.425	2:10.600	0.175
11	9	Forsett	39.842	10	Forsett	27.285	9	Forsett	39.132	10	Forsett	24.277	11	10	Forsetti Motorsport	2:10.472	2:10.776	0.304
12	10	Forsett	39.857	11	Paddock	27.294	72	Woodrow	39.136	72	Woodrow	24.342	12	11	Paddock Motorsport	2:10.839	2:10.938	0.099
13	11	Paddock	39.950	86	SVG Mot	27.363	86	SVG Mot	39.222	11	Paddock	24.347	13	86	SVG Motorsport	2:10.998	2:11.340	0.342
14	86	SVG Mot	40.052	72	Woodrow	27.533	11	Paddock	39.248	86	SVG Mot	24.361	14	72	Woodrow Motorsport	2:11.068	2:11.744	0.676
15	72	Woodrow	40.057	75	Team Pa	27.722	75	Team Pa	39.468	75	Team Pa	24.564	15	75	Team Parker Racing	2:11.139	2:12.029	0.890
16	370	Jolt Ra	41.628	370	Jolt Ra	28.592	370	Jolt Ra	41.375	370	Jolt Ra	25.423	16	370	Jolt Racing	2:17.018	2:17.145	0.127

2024 GT Cup Championship

RACE 6 - BEST SPEEDS

INTERMEDIATE 1				INTERMEDIATE 2				INTERMEDIATE 3				FINISH LINE			
POS	NO	NAME	MPH	NO	NAME	MPH	NO	NAME	MPH	NO	NAME	MPH	NO	NAME	MPH
1	99	Tim Gray Motorsport	163.6	6	Team Abba Racing	119.1	99	Tim Gray Motorsport	159.7	99	Tim Gray Motorsport	147.7			
2	6	Team Abba Racing	157.5	99	Tim Gray Motorsport	117.5	6	Team Abba Racing	155.3	6	Team Abba Racing	144.5			
3	28	Kendall Developments	156.0	28	Kendall Developments	117.1	3	Topcats Racing	154.6	28	Kendall Developments	142.9			
4	3	Topcats Racing	155.7	97	Beechdean Motorsport	116.9	28	Kendall Developments	153.9	3	Topcats Racing	141.1			
5	2	Topcats Racing	155.3	33	G-Cat Racing	115.5	2	Topcats Racing	152.8	2	Topcats Racing	140.8			
6	97	Beechdean Motorsport	150.8	3	Topcats Racing	113.9	97	Beechdean Motorsport	149.1	97	Beechdean Motorsport	138.1			
7	75	Team Parker Racing	150.8	24	Greystone GT	113.9	80	Team Trofeo Racing	149.1	33	G-Cat Racing	137.8			
8	24	Greystone GT	150.1	2	Topcats Racing	113.1	33	G-Cat Racing	148.1	24	Greystone GT	136.7			
9	80	Team Trofeo Racing	150.1	80	Team Trofeo Racing	108.7	24	Greystone GT	148.1	80	Team Trofeo Racing	136.7			
10	33	G-Cat Racing	149.1	75	Team Parker Racing	107.7	75	Team Parker Racing	148.1	75	Team Parker Racing	136.4			
11	72	Woodrow Motorsport	145.8	9	Forsetti Motorsport	106.3	72	Woodrow Motorsport	141.8	72	Woodrow Motorsport	131.7			
12	9	Forsetti Motorsport	140.9	10	Forsetti Motorsport	106.1	10	Forsetti Motorsport	138.6	10	Forsetti Motorsport	127.7			
13	10	Forsetti Motorsport	140.6	86	SVG Motorsport	106.1	86	SVG Motorsport	137.7	9	Forsetti Motorsport	127.2			
14	86	SVG Motorsport	140.6	72	Woodrow Motorsport	105.8	11	Paddock Motorsport	136.9	86	SVG Motorsport	126.9			
15	11	Paddock Motorsport	140.3	11	Paddock Motorsport	105.6	9	Forsetti Motorsport	136.6	370	Jolt Racing	125.5			
16	370	Jolt Racing	139.5	370	Jolt Racing	100.9	370	Jolt Racing	135.8	11	Paddock Motorsport	125.0			
17															
18															
19															

2024 GT Cup Championship

RACE 6 - PIT STOP ANALYSIS

P1 6 Team Abba Racing				
STOP	IN TIME	STOP TIME	TOTAL TIME	OUT TIME
1 -	16:36:13.000	1:40.112	1:40.112	16:37:53.112

P2 97 Beechdean Motorsport				
STOP	IN TIME	STOP TIME	TOTAL TIME	OUT TIME
1 -	16:34:35.534	2:14.571	2:14.571	16:36:50.105

P3 99 Tim Gray Motorsport				
STOP	IN TIME	STOP TIME	TOTAL TIME	OUT TIME
1 -	16:36:36.123	1:43.791	1:43.791	16:38:19.914
2 -	16:48:38.177	27.063	2:10.854	16:49:05.240

P4 33 G-Cat Racing				
STOP	IN TIME	STOP TIME	TOTAL TIME	OUT TIME
1 -	16:38:13.528	1:23.110	1:23.110	16:39:36.638
2 -	16:51:54.918	27.272	1:50.382	16:52:22.190

P5 2 Topcats Racing				
STOP	IN TIME	STOP TIME	TOTAL TIME	OUT TIME
1 -	16:35:46.834	2:22.100	2:22.100	16:38:08.934

P6 28 Kendall Developments				
STOP	IN TIME	STOP TIME	TOTAL TIME	OUT TIME
1 -	16:36:21.645	2:08.690	2:08.690	16:38:30.335

P7 3 Topcats Racing				
STOP	IN TIME	STOP TIME	TOTAL TIME	OUT TIME
1 -	16:38:09.295	1:51.977	1:51.977	16:40:01.272

P8 24 Greystone GT				
STOP	IN TIME	STOP TIME	TOTAL TIME	OUT TIME
1 -	16:38:06.434	2:12.147	2:12.147	16:40:18.581

P9 80 Team Trofeo Racing				
STOP	IN TIME	STOP TIME	TOTAL TIME	OUT TIME
1 -	16:34:08.327	1:58.275	1:58.275	16:36:06.602

P10 72 Woodrow Motorsport				
STOP	IN TIME	STOP TIME	TOTAL TIME	OUT TIME
1 -	16:36:38.792	1:25.768	1:25.768	16:38:04.560

P11 10 Forsetti Motorsport				
STOP	IN TIME	STOP TIME	TOTAL TIME	OUT TIME
1 -	16:40:51.534	2:00.244	2:00.244	16:42:51.778

P12 9 Forsetti Motorsport				
STOP	IN TIME	STOP TIME	TOTAL TIME	OUT TIME
1 -	16:41:03.109	2:05.107	2:05.107	16:43:08.216

P13 86 SVG Motorsport				
STOP	IN TIME	STOP TIME	TOTAL TIME	OUT TIME
1 -	16:41:11.696	1:57.645	1:57.645	16:43:09.341

P14 75 Team Parker Racing				
STOP	IN TIME	STOP TIME	TOTAL TIME	OUT TIME
1 -	16:36:50.460	1:35.589	1:35.589	16:38:26.049

P15 11 Paddock Motorsport				
STOP	IN TIME	STOP TIME	TOTAL TIME	OUT TIME
1 -	16:41:16.810	2:04.216	2:04.216	16:43:21.026

P16 370 Jolt Racing				
STOP	IN TIME	STOP TIME	TOTAL TIME	OUT TIME
1 -	16:40:31.804	2:21.940	2:21.940	16:42:53.744

2024 GT Cup Championship

RACE 6 - STATISTICS

Competitors Started	16
Planned Start	2024-07-27 @ 16:15:00.000
Actual Start	2024-07-27 @ 16:09:56.047
Finish Time	2024-07-27 @ 16:59:56.358
Track Length	3.6604mi.
Total Laps	362
Total Distance Covered	1325.1001mi.

Session Fastest Lap History

NO	CL	NAME	LAP TIME	TIME OF DAY	LAP	VEHICLE
6	GTO	Team Abba Racing <i>R. NEARY</i>	2:00.192	16:14:02.192	2	Mercedes AMG GT3
6	GTO	Team Abba Racing <i>R. NEARY</i>	1:59.930	16:16:02.122	3	Mercedes AMG GT3
6	GTO	Team Abba Racing <i>R. NEARY</i>	1:59.577	16:26:03.052	8	Mercedes AMG GT3
6	GTO	Team Abba Racing <i>R. NEARY</i>	1:59.257	16:28:02.308	9	Mercedes AMG GT3

Session Leader History

NO	CL	NAME	FROM LAP	LAPS LED	DISTANCE	VEHICLE
6	GTO	Team Abba Racing <i>R. NEARY</i>	1	24	87.85 miles	Mercedes AMG GT3

Flag History

TYPE	TIME OF DAY
GREEN	16:09:56.047
FINISH	16:59:56.358

Flag Statistics

TYPE	COUNT	TOTAL LAPS	TOTAL TIME
Green	1	24	53:19.980
Red	0	0	0.000
Safety Car	0	0	0.000
FCY	0	0	0.000

2024 GT Cup Championship

RACE 6 - STATISTICS

CLASS : GTO 3 Starters

Fastest Lap History

NO	NAME	LAP TIME	TIME OF DAY	LAP	VEHICLE
6	Team Abba Racing <i>R. NEARY</i>	2:00.192	16:14:02.192	2	Mercedes AMG GT3
6	Team Abba Racing <i>R. NEARY</i>	1:59.930	16:16:02.122	3	Mercedes AMG GT3
6	Team Abba Racing <i>R. NEARY</i>	1:59.577	16:26:03.052	8	Mercedes AMG GT3
6	Team Abba Racing <i>R. NEARY</i>	1:59.257	16:28:02.308	9	Mercedes AMG GT3

Leader History

NO	NAME	FROM LAP	LAPS LED	DISTANCE	VEHICLE
6	Team Abba Racing <i>R. NEARY</i>	1	24	87.85 miles	Mercedes AMG GT3

2024 GT Cup Championship

RACE 6 - STATISTICS

CLASS : GT3

3 Starters

Fastest Lap History

NO	NAME	LAP TIME	TIME OF DAY	LAP	VEHICLE
97	Beechdean Motorsport <i>A. HOWARD</i>	2:03.221	16:14:07.799	2	Aston Martin Vantage GT3
97	Beechdean Motorsport <i>A. HOWARD</i>	2:02.353	16:16:10.152	3	Aston Martin Vantage GT3
97	Beechdean Motorsport <i>A. HOWARD</i>	2:02.324	16:20:15.076	5	Aston Martin Vantage GT3
97	Beechdean Motorsport <i>A. HOWARD</i>	2:02.134	16:24:19.535	7	Aston Martin Vantage GT3
97	Beechdean Motorsport <i>A. HOWARD</i>	2:01.595	16:28:24.219	9	Aston Martin Vantage GT3
97	Beechdean Motorsport <i>A. HOWARD</i>	2:00.870	16:40:50.119	14	Aston Martin Vantage GT3
97	Beechdean Motorsport <i>A. HOWARD</i>	2:00.019	16:42:50.138	15	Aston Martin Vantage GT3
97	Beechdean Motorsport <i>A. HOWARD</i>	1:59.558	16:48:50.194	18	Aston Martin Vantage GT3
97	Beechdean Motorsport <i>A. HOWARD</i>	1:59.445	16:52:50.451	20	Aston Martin Vantage GT3

Leader History

NO	NAME	FROM LAP	LAPS LED	DISTANCE	VEHICLE
97	Beechdean Motorsport <i>A. HOWARD</i>	1	12	43.92 miles	Aston Martin Vantage GT3
24	Greystone GT <i>A. BORODIN</i>	13	1	3.66 miles	McLaren 720S GT3
97	Beechdean Motorsport <i>A. HOWARD</i>	14	11	40.26 miles	Aston Martin Vantage GT3

2024 GT Cup Championship

RACE 6 - STATISTICS

CLASS : GTC5 Starters

Fastest Lap History

NO	NAME	LAP TIME	TIME OF DAY	LAP	VEHICLE
2	Topcats Racing C. GILBERT	2:09.988	16:14:22.936	2	Lamborghini Super Trofeo
2	Topcats Racing C. GILBERT	2:08.793	16:16:31.730	3	Lamborghini Super Trofeo
2	Topcats Racing C. GILBERT	2:08.784	16:18:40.514	4	Lamborghini Super Trofeo
2	Topcats Racing C. GILBERT	2:07.179	16:20:47.693	5	Lamborghini Super Trofeo
2	Topcats Racing C. GILBERT	2:05.489	16:42:19.285	14	Lamborghini Super Trofeo
2	Topcats Racing C. GILBERT	2:05.273	16:44:24.558	15	Lamborghini Super Trofeo
2	Topcats Racing C. GILBERT	2:05.198	16:46:29.755	16	Lamborghini Super Trofeo
3	Topcats Racing W. GILBERT	2:05.157	16:48:23.739	17	Lamborghini Super Trofeo
2	Topcats Racing C. GILBERT	2:04.831	16:50:40.708	18	Lamborghini Super Trofeo
2	Topcats Racing C. GILBERT	2:04.572	16:52:45.279	19	Lamborghini Super Trofeo
2	Topcats Racing C. GILBERT	2:04.473	16:54:49.753	20	Lamborghini Super Trofeo

Leader History

NO	NAME	FROM LAP	LAPS LED	DISTANCE	VEHICLE
3	Topcats Racing W. GILBERT	1	1	3.66 miles	Lamborghini Super Trofeo
2	Topcats Racing C. GILBERT	2	11	40.26 miles	Lamborghini Super Trofeo
3	Topcats Racing W. GILBERT	13	10	36.60 miles	Lamborghini Super Trofeo
2	Topcats Racing C. GILBERT	23	1	3.66 miles	Lamborghini Super Trofeo

2024 GT Cup Championship

RACE 6 - STATISTICS

CLASS : GTH4 Starters

Fastest Lap History

NO	NAME	LAP TIME	TIME OF DAY	LAP	VEHICLE
10	Forsetti Motorsport <i>S. NESER</i>	2:13.576	16:14:29.397	2	Aston Martin Vantage GT4
10	Forsetti Motorsport <i>S. NESER</i>	2:11.140	16:16:40.536	3	Aston Martin Vantage GT4
10	Forsetti Motorsport <i>S. NESER</i>	2:11.125	16:21:03.225	5	Aston Martin Vantage GT4
10	Forsetti Motorsport <i>S. NESER</i>	2:11.119	16:47:12.971	16	Aston Martin Vantage GT4
10	Forsetti Motorsport <i>S. NESER</i>	2:11.042	16:49:24.014	17	Aston Martin Vantage GT4
9	Forsetti Motorsport <i>M. PORTER (PS)</i>	2:10.853	16:49:39.901	17	Aston Martin Vantage GT4
9	Forsetti Motorsport <i>M. PORTER (PS)</i>	2:10.600	16:51:50.501	18	Aston Martin Vantage GT4

Leader History

NO	NAME	FROM LAP	LAPS LED	DISTANCE	VEHICLE
9	Forsetti Motorsport <i>M. PORTER (PS)</i>	1	1	3.66 miles	Aston Martin Vantage GT4
10	Forsetti Motorsport <i>S. NESER</i>	2	21	76.87 miles	Aston Martin Vantage GT4

2024 GT Cup Championship

RACE 6 - STATISTICS

CLASS : GTA1 Starters

Fastest Lap History

NO	NAME	LAP TIME	TIME OF DAY	LAP	VEHICLE
370	Jolt Racing R. WILLIAMS	2:20.676	16:14:45.258	2	McLaren 570S GT4
370	Jolt Racing R. WILLIAMS	2:19.778	16:26:30.449	7	McLaren 570S GT4
370	Jolt Racing R. WILLIAMS	2:19.547	16:28:49.995	8	McLaren 570S GT4
370	Jolt Racing R. WILLIAMS	2:19.049	16:31:09.044	9	McLaren 570S GT4
370	Jolt Racing R. WILLIAMS	2:18.479	16:33:27.523	10	McLaren 570S GT4
370	Jolt Racing R. WILLIAMS	2:17.610	16:49:51.046	16	McLaren 570S GT4
370	Jolt Racing R. WILLIAMS	2:17.145	16:54:26.175	18	McLaren 570S GT4

Leader History

NO	NAME	FROM LAP	LAPS LED	DISTANCE	VEHICLE
370	Jolt Racing R. WILLIAMS	1	21	76.87 miles	McLaren 570S GT4

2024 GT Cup Championship

SUNDAY PRACTICE - CLASSIFICATION

POS	NO	CL	PIC	TEAM / DRIVERS	CAR	TIME	ON	LAPS	GAP	DIFF	MPH
1	97	GT3	1	Beechdean Motorsport Andrew HOWARD / Darren TURNER (PRO) (INV)	Aston Martin Vantage GT3	1:58.884	2	7			110.84
2	6*	GTO	1	Team Abba Racing Richard NEARY / Ian LOGGIE	Mercedes AMG GT3	2:02.121	3	5	3.237	3.237	107.90
3	99	GTO	2	Tim Gray Motorsport Steve BURGESS	Radical RXC	2:02.359	4	5	3.475	0.238	107.69
4	5	GTO	3	CTR Developments Richard CHAMBERLAIN	Porsche 935	2:03.381	7	8	4.497	1.022	106.80
5	2	GTC	1	Topcats Racing Charlotte GILBERT / Tom RAWLINGS (PS)	Lamborghini Super Trofeo	2:03.818	6	7	4.934	0.437	106.42
6	3	GTC	2	Topcats Racing Warren GILBERT / Fraser FENWICK	Lamborghini Super Trofeo	2:04.125	7	7	5.241	0.307	106.16
7	33	GT3	2	G-Cat Racing Shamus JENNINGS / Greg CATON	Porsche 911 GTR GT3	2:05.733	2	6	6.849	1.608	104.80
8	28	GTO	4	Kendall Developments Paul BAILEY / David BRABHAM (PRO)	Lamborghini Super Trofeu	2:07.010	5	7	8.126	1.277	103.75
9	62	GTC	3	Woodrow Motorsport Kevin CLARKE (INV)	Lamborghini Super Trofeo	2:09.893	3	3	11.009	2.883	101.45
10	10	GTH	1	Forsetti Motorsport Sam NESER / Will ORTON (PS)	Aston Martin Vantage GT4	2:11.965	2	5	13.081	2.072	99.85
11	9*	GTH	2	Forsetti Motorsport Matthew HIGGINS / Mikey PORTER (PS)	Aston Martin Vantage GT4	2:12.237	2	5	13.353	0.272	99.65
12	86*	GTH	3	SVG Motorsport Liona THEOBALD / Owen HIZZEY (PS)	Ginetta G56 GT4	2:12.603	2	5	13.719	0.366	99.37
13	80	GTC	4	Team Trofeo Racing James CALEY / Bill CALEY (INV)	Porsche 911 GT3 Cup	2:13.026	3	7	14.142	0.423	99.06
14	72	GTC	5	Woodrow Motorsport Chris MURPHY	BMW M3 GTR	2:14.431	2	5	15.547	1.405	98.02
15	75	GTC	6	Team Parker Racing Keith BUSH	Porsche 911 GT3 Cup	2:14.614	3	6	15.730	0.183	97.89
16	11	GTH	4	Paddock Motorsport Michael ORANT / Thomas HOLLAND (PS)	McLaren Artura GT4	2:18.507	2	6	19.623	3.893	95.14
17	40*	GTC	7	Woodrow Motorsport Jasva SAPRA (INV)	BMW E46	2:20.795	2	3	21.911	2.288	93.59
18	370	GTA	1	Jolt Racing Rupert WILLIAMS / John INGRAM (PS)	McLaren 570S GT4	2:24.028	3	5	25.144	3.233	91.49

Comments:

No. 6, 9, 40, 86 - 1 Lap time disallowed; exceeding track limits.

Weather / Track : Bright / Dry

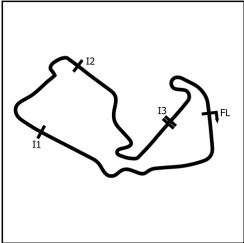
These results are provisional until the conclusion of any judicial and technical matters.

Date: 28/07/2024 Start: 09:00 Finish: 09:15
Silverstone GP: 3.6604 miles

Clerk Of Course: Andy Stevens	Stewards:	Timekeeper: Gethin Rees	
-------------------------------	-----------	-------------------------	---

2024 GT Cup Championship

SUNDAY PRACTICE - SECTOR ANALYSIS



SECTOR 1 = FL to I1, SECTOR 2 = I1 to I2 SECTOR 3 = I2 to I3, SECTOR 4 = I3 to FL, DIFF = Difference To Personal Best Lap, P = Crossed Finish Line in Pit Lane, D = Time Disallowed

P1		97 GT3		Beechdean Motorsport				Aston Martin Vantage GT3				
IDEAL LAP TIME : 1:57.898				BEST LAP TIME : 1:58.884				DIFFERENCE : 0.986				
D1: Andrew HOWARD				D2: Darren TURNER (PRO) (IN)								
LAP	SECTOR 1		SECTOR 2		SECTOR 3		SECTOR 4		LAP TIME	MPH	DIFF	TIME OF DAY
1 - D1 OUTLAP	150.1		25.669	116.5	35.890	153.9	22.391	139.3				09:02:12.703
2 - D1	35.347	154.6	25.449	116.5	35.718	153.9	22.370	139.3	1:58.884 (1)	110.84		09:04:11.587
3 - D1	36.156	153.5	25.091	117.7	35.455	154.6	22.642	139.6	1:59.344 (2)	110.41	0.460	09:06:10.931
4 - D1	35.717	154.2	24.960	117.1	35.481	153.9	30.578	138.7	2:06.736	103.97	7.852	09:08:17.667
5 - D1	35.817	153.5	27.009	96.8	36.598	154.6	22.931	139.0	2:02.355	107.70	3.471	09:10:20.022
6 - D1	36.067	153.2	24.897	118.7	35.342	154.6	24.473	137.2	2:00.779 (3)	109.10	1.895	09:12:20.801
7 - D1	35.868	153.2	24.839	117.7	35.576	154.9	IN PIT		2:03.501 P	106.70	4.617	09:14:24.302

P2		6 GTO		Team Abba Racing		Mercedes AMG GT3							
IDEAL LAP TIME : 1:59.004				BEST LAP TIME : 2:02.121		DIFFERENCE : 3.117							
D1: Richard NEARY				D2: Ian LOGGIE									
LAP		SECTOR 1		SECTOR 2		SECTOR 3		SECTOR 4		LAP TIME	MPH	DIFF	TIME OF DAY
1 - D1 OUTLAP		152.1		25.887	117.9	35.640	157.5	23.052	141.1				09:02:07.798
2 - D1		36.003	154.2	25.153	117.3	35.695	154.2	22.499	143.2	1:59.350 D	110.41		09:04:07.148
3 - D1		35.846	154.2	25.019	118.1	37.894	149.4	23.362	139.9	2:02.121 (1)	107.90		09:06:09.269
4 - D1		36.169	153.9	25.179	116.7	36.906	115.7	IN PIT		2:07.917 P	103.01	5.796	09:08:17.186
5 - D1 OUTLAP		156.0		25.874	116.9	36.921	72.0	IN PIT		4:05.600 P	53.65	2:03.479	09:12:22.786

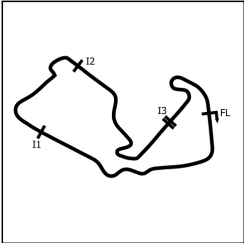
P3 99 GTO		Tim Gray Motorsport				Radical RXC						
IDEAL LAP TIME : 2:02.274		BEST LAP TIME : 2:02.359				DIFFERENCE : 0.085						
D1: Steve BURGESS												
LAP	SECTOR 1		SECTOR 2		SECTOR 3		SECTOR 4		LAP TIME	MPH	DIFF	TIME OF DAY
1 - D1 OUTLAP	146.8		28.040	109.8	37.915	157.1	23.870	144.8				09:02:25.108
2 - D1	37.220	163.2	25.929	115.3	37.107	158.6	23.715	143.5	2:03.971 (3)	106.29	1.612	09:04:29.079
3 - D1	36.904	161.7	26.147	114.7	36.531	160.1	23.437	144.8	2:03.019 (2)	107.11	0.660	09:06:32.098
4 - D1	36.725	161.7	25.959	114.7	36.586	160.1	23.089	146.4	2:02.359 (1)	107.69		09:08:34.457
5 - D1	40.493	158.6	26.435	114.7	36.850	159.7	IN PIT		2:15.002 P	97.61	12.643	09:10:49.459

P4		5 GTO		CTR Developments				Porsche 935				
IDEAL LAP TIME : 2:03.373				BEST LAP TIME : 2:03.381				DIFFERENCE : 0.008				
D1: Richard CHAMBERLAIN												
LAP	SECTOR 1		SECTOR 2		SECTOR 3		SECTOR 4		LAP TIME	MPH	DIFF	TIME OF DAY
1 - D1 OUTLAP	144.9		28.508	106.8	39.331	152.5	24.148	143.2				09:02:22.660
2 - D1	38.208	157.5	26.735	113.3	37.617	155.3	24.163	143.9	2:06.723	103.98	3.342	09:04:29.383
3 - D1	37.791	159.4	26.586	113.1	37.567	154.6	23.987	142.6	2:05.931	104.64	2.550	09:06:35.314
4 - D1	38.012	159.0	26.598	112.9	37.366	156.0	23.856	143.5	2:05.832	104.72	2.451	09:08:41.146
5 - D1	37.799	160.5	26.537	113.3	37.267	156.0	23.668	144.8	2:05.271 (3)	105.19	1.890	09:10:46.417
6 - D1	36.979	159.7	27.029	113.9	37.255	156.4	23.972	143.5	2:05.235 (2)	105.22	1.854	09:12:51.652
7 - D1	36.987	159.4	25.952	114.5	36.993	157.1	23.449	144.5	2:03.381 (1)	106.80		09:14:55.033
8 - D1	36.980	159.7	27.882	98.3	45.973	93.3	IN PIT		2:27.978 P	89.05	24.597	09:17:23.011

P5		2 GTC		Topcats Racing				Lamborghini Super Trofeo						
IDEAL LAP TIME : 2:03.647				BEST LAP TIME : 2:03.818				DIFFERENCE : 0.171						
D1: Charlotte GILBERT				D2: Tom RAWLINGS (PS)										
LAP		SECTOR 1		SECTOR 2		SECTOR 3		SECTOR 4		LAP TIME		MPH	DIFF	TIME OF DAY
1 - D1 OUTLAP		151.1		27.549	107.7	40.222	153.2	23.953	138.4					09:03:08.908
2 - D1		39.758	154.6	26.622	109.4	38.706	148.1	24.320	139.6	2:09.406	101.83	5.588		09:05:18.314
3 - D1		37.661	156.0	26.581	110.1	37.010	155.3	23.319	140.2	2:04.571 (2)	105.78	0.753		09:07:22.885
4 - D1		37.643	139.8	28.724	94.3	42.864	124.9	IN PIT		2:21.222 P	93.31	17.404		09:09:44.107
5 - D1 OUTLAP		155.3		26.334	111.4	36.989	154.6	23.385	140.5	2:27.103	89.58	23.285		09:12:11.210
6 - D1		37.234	155.7	26.105	112.9	37.091	155.3	23.388	140.8	2:03.818 (1)	106.42			09:14:15.028
7 - D1		37.911	155.3	26.401	110.9	37.902	152.1	23.720	140.8	2:05.934 (3)	104.64	2.116		09:16:20.962

2024 GT Cup Championship

SUNDAY PRACTICE - SECTOR ANALYSIS



SECTOR 1 = FL to I1, SECTOR 2 = I1 to I2, SECTOR 3 = I2 to I3, SECTOR 4 = I3 to FL, DIFF = Difference To Personal Best Lap, P = Crossed Finish Line in Pit Lane, D = Time Disallowed

P6		3 GTC		Topcats Racing				Lamborghini Super Trofeo				
IDEAL LAP TIME : 2:04.075				BEST LAP TIME : 2:04.125				DIFFERENCE : 0.050				
D1: Warren GILBERT				D2: Fraser FENWICK								
LAP	SECTOR 1		SECTOR 2		SECTOR 3		SECTOR 4		LAP TIME	MPH	DIFF	TIME OF DAY
1 - D1 OUTLAP	99.2		30.910	103.7	40.071	152.5	24.449	139.0				09:03:08.514
2 - D1	39.272	154.6	26.918	109.6	37.821	155.3	24.065	140.5	2:08.076	102.89	3.951	09:05:16.590
3 - D1	37.946	156.4	27.103	111.1	37.231	156.0	23.404	141.1	2:05.684 (3)	104.84	1.559	09:07:22.274
4 - D1	37.974	128.3	29.576	99.4	42.687	123.8	25.641	139.3	2:15.878	96.98	11.753	09:09:38.152
5 - D1	38.029	155.7	27.408	110.7	37.561	155.3	23.472	140.5	2:06.470	104.19	2.345	09:11:44.622
6 - D1	37.548	155.3	26.383	112.0	37.250	156.0	23.466	140.8	2:04.647 (2)	105.72	0.522	09:13:49.269
7 - D1	37.345	156.0	26.433	112.4	37.033	155.7	23.314	141.1	2:04.125 (1)	106.16		09:15:53.394

P7		33 GT3		G-Cat Racing				Porsche 911 GTR GT3				
IDEAL LAP TIME : 2:04.825				BEST LAP TIME : 2:05.733				DIFFERENCE : 0.908				
D1: Shamus JENNINGS				D2: Greg CATON								
LAP	SECTOR 1		SECTOR 2		SECTOR 3		SECTOR 4		LAP TIME	MPH	DIFF	TIME OF DAY
1 - D2 OUTLAP	103.0		35.864	67.8	1:13.949	132.3	25.445	134.7				09:03:26.667
2 - D2	38.856	146.2	25.696	114.1	37.561	149.7	23.620	131.5	2:05.733 (1)	104.80		09:05:32.400
3 - D2	37.948	148.4	26.459	103.7	38.069	148.7	IN PIT		2:12.998 P	99.08	7.265	09:07:45.398
4 - D2 OUTLAP	147.8		27.236	110.0	38.069	149.1	24.162	135.5	4:17.325	51.21	2:11.592	09:12:02.723
5 - D2	39.614	146.8	27.446	109.2	38.680	149.1	24.163	135.5	2:09.903 (3)	101.44	4.170	09:14:12.626
6 - D2	39.026	147.1	26.797	110.1	38.669	148.4	24.487	136.7	2:08.979 (2)	102.17	3.246	09:16:21.605

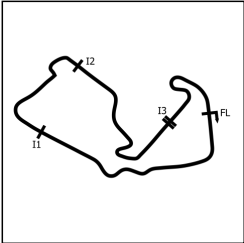
P8		28 GTO		Kendall Developments				Lamborghini Super Trofeu				
IDEAL LAP TIME : 2:06.899				BEST LAP TIME : 2:07.010				DIFFERENCE : 0.111				
D1: Paul BAILEY				D2: David BRABHAM (PRO)								
LAP	SECTOR 1		SECTOR 2		SECTOR 3		SECTOR 4		LAP TIME	MPH	DIFF	TIME OF DAY
1 - D1 OUTLAP	149.4		29.109	107.8	38.869	153.2	24.252	137.8				09:02:30.225
2 - D1	39.057	154.9	26.961	112.0	38.206	152.8	24.140	140.2	2:08.364	102.65	1.354	09:04:38.589
3 - D1	38.668	154.9	26.944	111.8	37.985	151.4	23.762	140.5	2:07.359 (3)	103.46	0.349	09:06:45.948
4 - D1	38.537	154.9	27.020	111.4	37.914	151.4	23.762	141.1	2:07.233 (2)	103.57	0.223	09:08:53.181
5 - D1	38.416	155.3	26.848	112.2	37.873	151.4	23.873	141.1	2:07.010 (1)	103.75		09:11:00.191
6 - D1	39.750	151.8	27.214	111.1	38.290	152.5	24.029	140.8	2:09.283	101.92	2.273	09:13:09.474
7 - D1	39.240	154.6	27.457	109.1	38.503	152.5	IN PIT		2:11.884 P	99.91	4.874	09:15:21.358

P9		62 GTC		Woodrow Motorsport				Lamborghini Super Trofeo				
IDEAL LAP TIME : 2:09.714				BEST LAP TIME : 2:09.893				DIFFERENCE : 0.179				
D1: Kevin CLARKE (INV)												
LAP	SECTOR 1		SECTOR 2		SECTOR 3		SECTOR 4		LAP TIME	MPH	DIFF	TIME OF DAY
1 - D1 OUTLAP	149.4		29.522	104.6	39.805	149.4	24.572	137.5				09:11:56.228
2 - D1	41.679	153.9	27.844	107.2	38.437	151.4	24.407	138.4	2:12.367 (2)	99.55	2.474	09:14:08.595
3 - D1	39.174	153.2	27.715	106.6	38.616	151.4	24.388	137.8	2:09.893 (1)	101.45		09:16:18.488

P10		10 GTH		Forsetti Motorsport				Aston Martin Vantage GT4				
IDEAL LAP TIME : 2:10.601				BEST LAP TIME : 2:11.965				DIFFERENCE : 1.364				
D1: Sam NESER				D2: Will ORTON (PS)								
LAP	SECTOR 1		SECTOR 2		SECTOR 3		SECTOR 4		LAP TIME	MPH	DIFF	TIME OF DAY
1 - D1 OUTLAP	129.8		30.297	103.4	39.763	139.8	25.318	126.7				09:02:44.867
2 - D1	40.745	142.1	27.755	105.0	39.061	140.3	24.404	126.2	2:11.965 (1)	99.85		09:04:56.832
3 - D1	39.875	139.8	27.341	105.5	39.039	138.9	IN PIT		2:12.532 P	99.43	0.567	09:07:09.364
4 - D1 OUTLAP	139.5		27.562	105.1	39.699	138.3	24.481	126.4	4:11.019	52.49	1:59.054	09:11:20.383
5 - D1	40.311	138.9	27.283	105.0	39.174	138.6	IN PIT		2:14.052 P	98.30	2.087	09:13:34.435

2024 GT Cup Championship

SUNDAY PRACTICE - SECTOR ANALYSIS



SECTOR 1 = FL to I1, SECTOR 2 = I1 to I2 SECTOR 3 = I2 to I3, SECTOR 4 = I3 to FL, DIFF = Difference To Personal Best Lap, P = Crossed Finish Line in Pit Lane, D = Time Disallowed

P11 9 GTH		Forsetti Motorsport				Aston Martin Vantage GT4						
IDEAL LAP TIME : 2:10.998		BEST LAP TIME : 2:12.237				DIFFERENCE : 1.239						
D1: Matthew HIGGINS		D2: Mikey PORTER (PS)										
LAP	SECTOR 1	SECTOR 2		SECTOR 3		SECTOR 4		LAP TIME	MPH	DIFF	TIME OF DAY	
1 - D2 OUTLAP	128.3	29.744	102.2	39.900	137.5	25.234	125.5				09:02:44.379	
2 - D2	41.021	139.2	27.584	105.6	39.255	137.7	24.377	113.9	2:12.237 (1)	99.65	09:04:56.616	
3 - D2	40.416	141.2	27.417	104.6	39.080	139.5	IN PIT	2:13.388	D	98.79	1.151	09:07:10.004
4 - D2 OUTLAP	137.2	27.731	104.0	39.745	138.0	24.753	125.5	4:17.286		51.21	2:05.049	09:11:27.290
5 - D2	40.124	140.1	28.243	104.2	39.216	138.0	IN PIT	2:15.457	P	97.28	3.220	09:13:42.747

P12 86 GTH		SVG Motorsport					Ginetta G56 GT4						
IDEAL LAP TIME : 2:11.960			BEST LAP TIME : 2:12.603			DIFFERENCE : 0.643							
D1: Liona THEOBALD			D2: Owen HIZZEY (PS)										
LAP	SECTOR 1		SECTOR 2		SECTOR 3		SECTOR 4		LAP TIME	MPH	DIFF	TIME OF DAY	
1 - D1 OUTLAP	114.9		30.149	100.7	41.601	119.8	25.564	125.0				09:02:33.574	
2 - D1	40.549	138.3	27.590	104.5	39.515	137.2	24.949	125.7	2:12.603 (1)	99.37		09:04:46.177	
3 - D1	40.079	139.5	27.460	105.8	39.472	137.7	IN PIT		2:16.584	D	96.48	3.978	09:07:02.758
4 - D1 OUTLAP	138.9		29.873	102.1	40.494	139.2	25.050	125.7	3:56.221		55.78	1:43.618	09:10:58.979
5 - D1	42.120	140.9	28.372	102.7	39.711	139.5	IN PIT		2:17.774	P	95.64	5.171	09:13:16.753

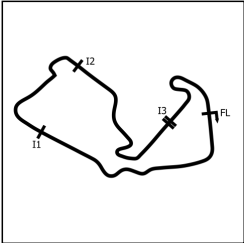
P13		80 GTC		Team Trofeo Racing				Porsche 911 GT3 Cup				
IDEAL LAP TIME : 2:12.807				BEST LAP TIME : 2:13.026				DIFFERENCE : 0.219				
D1: James CALEY				D2: Bill CALEY (INV)								
LAP	SECTOR 1		SECTOR 2		SECTOR 3		SECTOR 4		LAP TIME	MPH	DIFF	TIME OF DAY
1 - D1 OUTLAP	97.9		35.435	95.1	42.436	142.7	26.621	134.2				09:02:50.815
2 - D1	41.926	148.4	30.220	105.6	40.074	147.8	25.288	135.0	2:17.508	95.83	4.482	09:05:08.323
3 - D1	40.433	149.1	28.301	105.1	39.349	149.1	24.943	134.7	2:13.026 (1)	99.06		09:07:21.349
4 - D1	41.780	149.4	28.420	106.1	42.037	132.3	25.875	134.2	2:18.112	95.41	5.086	09:09:39.461
5 - D1	42.183	149.4	28.748	104.5	39.854	149.4	24.724	134.7	2:15.509 (2)	97.24	2.483	09:11:54.970
6 - D1	42.000	150.1	28.447	104.3	41.139	147.8	25.169	134.7	2:16.755 (3)	96.36	3.729	09:14:11.725
7 - D1	41.909	148.1	29.046	102.2	40.203	149.4	IN PIT		2:20.670 P	93.67	7.644	09:16:32.395

P14 72 GTC		Woodrow Motorsport				BMW M3 GTR							
IDEAL LAP TIME : 2:13.900				BEST LAP TIME : 2:14.431				DIFFERENCE : 0.531					
D1: Chris MURPHY													
LAP	SECTOR 1		SECTOR 2		SECTOR 3		SECTOR 4		LAP TIME	MPH	DIFF	TIME OF DAY	
1 - D1 OUTLAP	104.8		33.830	79.5	50.552	90.0	27.611	128.7				09:03:12.362	
2 - D1	41.220	143.3	28.357	96.4	40.099	141.5	24.755	129.7	2:14.431 (1)	98.02		09:05:26.793	
3 - D1	40.689	136.3	29.160	99.7	42.731	135.2	IN PIT		2:24.387	P	91.26	9.956	09:07:51.180
4 - D1 OUTLAP	143.0		28.824	100.4	42.027	141.8	25.524	125.0	3:31.605		62.27	1:17.174	09:11:22.785
5 - D1	43.224	120.2	31.871	94.1	44.223	118.9	IN PIT		2:31.544	P	86.95	17.113	09:13:54.329

P15 75 GTC		Team Parker Racing				Porsche 911 GT3 Cup						
IDEAL LAP TIME : 2:13.862				BEST LAP TIME : 2:14.614				DIFFERENCE : 0.752				
D1: Keith BUSH												
LAP	SECTOR 1		SECTOR 2		SECTOR 3		SECTOR 4		LAP TIME	MPH	DIFF	TIME OF DAY
1 - D1 OUTLAP	146.2		30.391	98.5	41.267	146.5	25.809	128.9				09:03:55.346
2 - D1	40.900	150.4	28.511	101.6	41.393	137.2	26.351	129.7	2:17.155	96.07	2.541	09:06:12.501
3 - D1	40.500	149.4	28.801	101.5	40.024	148.1	25.289	134.7	2:14.614 (1)	97.89		09:08:27.115
4 - D1	40.072	149.7	29.169	101.6	40.650	146.5	25.255	134.4	2:15.146 (2)	97.50	0.532	09:10:42.261
5 - D1	40.225	149.4	29.499	102.7	40.659	147.4	25.453	134.4	2:15.836	97.01	1.222	09:12:58.097
6 - D1	41.318	149.7	28.924	102.9	40.222	149.4	25.289	134.7	2:15.753 (3)	97.07	1.139	09:15:13.850

2024 GT Cup Championship

SUNDAY PRACTICE - SECTOR ANALYSIS



SECTOR 1 = FL to I1, SECTOR 2 = I1 to I2 SECTOR 3 = I2 to I3, SECTOR 4 = I3 to FL, DIFF = Difference To Personal Best Lap, P = Crossed Finish Line in Pit Lane, D = Time Disallowed

P16 11 GTH Paddock Motorsport McLaren Artura GT4												
IDEAL LAP TIME : 2:12.934			BEST LAP TIME : 2:18.507			DIFFERENCE : 5.573						
D1: Michael ORANT			D2: Thomas HOLLAND (PS)									
LAP	SECTOR 1		SECTOR 2		SECTOR 3		SECTOR 4		LAP TIME	MPH	DIFF	TIME OF DAY
1 - D1 OUTLAP	87.6		37.881	89.9	44.374	120.0	27.692	114.5				09:02:54.775
2 - D1	43.979	137.7	29.070	102.6	40.613	137.5	24.845	124.0	2:18.507 (1)	95.14		09:05:13.282
3 - D1	40.641	138.9	28.456	103.7	44.378	104.3	IN PIT		2:31.156 P	87.18	12.649	09:07:44.438
4 - D1 OUTLAP	138.3		28.928	102.9	39.694	137.5	24.812	123.3	4:04.548	53.88	1:46.041	09:11:48.986
5 - D1	52.677	135.5	30.099	103.4	40.182	136.9	25.055	123.8	2:28.013 (2)	89.03	9.506	09:14:16.999
6 - D1	40.812	140.3	27.787	104.5	39.801	137.2	IN PIT		2:16.679 P	96.41		09:16:33.678

P17 40 GTC Woodrow Motorsport BMW E46												
IDEAL LAP TIME : 2:19.694			BEST LAP TIME : 2:20.795			DIFFERENCE : 1.101						
D1: Jasva SAPRA (INV)												
LAP	SECTOR 1		SECTOR 2		SECTOR 3		SECTOR 4		LAP TIME	MPH	DIFF	TIME OF DAY
1 - D1 OUTLAP	124.7		35.200	85.5	45.429	135.8	27.985	122.6				09:05:19.579
2 - D1	43.331	136.9	29.488	96.4	41.852	138.9	26.124	122.4	2:20.795 (1)	93.59		09:07:40.374
3 - D1	45.211	135.8	28.883	95.3	41.356	137.5	IN PIT		2:27.536 D	89.31	6.741	09:10:07.910

P18 370 GTA Jolt Racing McLaren 570S GT4												
IDEAL LAP TIME : 2:23.620			BEST LAP TIME : 2:24.028			DIFFERENCE : 0.408						
D1: Rupert WILLIAMS			D2: John INGRAM (PS)									
LAP	SECTOR 1		SECTOR 2		SECTOR 3		SECTOR 4		LAP TIME	MPH	DIFF	TIME OF DAY
1 - D1 OUTLAP	123.3		34.891	89.2	48.997	126.8	29.280	119.3				09:03:03.574
2 - D1	46.827	133.4	31.227	93.2	44.133	133.6	26.711	122.0	2:28.898 (3)	88.50	4.870	09:05:32.472
3 - D1	43.772	136.1	30.176	96.4	42.961	133.4	27.119	120.2	2:24.028 (1)	91.49		09:07:56.500
4 - D1	44.628	137.2	30.256	95.3	42.961	132.3	27.235	118.7	2:25.080 (2)	90.83	1.052	09:10:21.580
5 - D1	44.965	136.1	30.340	96.8	43.081	133.9	IN PIT		2:31.986 P	86.70	7.958	09:12:53.566

2024 GT Cup Championship

SUNDAY PRACTICE - BEST SECTORS

SECTOR 1				SECTOR 2			SECTOR 3			SECTOR 4			IDEAL / BEST COMPARISON					
POS	NO	NAME	TIME	NO	NAME	TIME	NO	NAME	TIME	NO	NAME	TIME	POS	NO	NAME	IDEAL	BEST	DIFF
													PERFECT LAP		1:57.898			
1	97	Beechde	35.347	97	Beechde	24.839	97	Beechde	35.342	97	Beechde	22.370	1	97	Beechdean Motorsport	1:57.898	1:58.884	0.986
2	6	Team Ab	35.846	6	Team Ab	25.019	6	Team Ab	35.640	6	Team Ab	22.499	2	6	Team Abba Racing	1:59.004	2:02.121	3.117
3	99	Tim Gra	36.725	33	G-Cat R	25.696	99	Tim Gra	36.531	99	Tim Gra	23.089	3	99	Tim Gray Motorsport	2:02.274	2:02.359	0.085
4	5	CTR Dev	36.979	99	Tim Gra	25.929	2	Topcats	36.989	3	Topcats	23.314	4	5	CTR Developments	2:03.373	2:03.381	0.008
5	2	Topcats	37.234	5	CTR Dev	25.952	5	CTR Dev	36.993	2	Topcats	23.319	5	2	Topcats Racing	2:03.647	2:03.818	0.171
6	3	Topcats	37.345	2	Topcats	26.105	3	Topcats	37.033	5	CTR Dev	23.449	6	3	Topcats Racing	2:04.075	2:04.125	0.050
7	33	G-Cat R	37.948	3	Topcats	26.383	33	G-Cat R	37.561	33	G-Cat R	23.620	7	33	G-Cat Racing	2:04.825	2:05.733	0.908
8	28	Kendall	38.416	28	Kendall	26.848	28	Kendall	37.873	28	Kendall	23.762	8	28	Kendall Developments	2:06.899	2:07.010	0.111
9	62	Woodrow	39.174	10	Forsett	27.283	62	Woodrow	38.437	9	Forsett	24.377	9	62	Woodrow Motorsport	2:09.714	2:09.893	0.179
10	10	Forsett	39.875	9	Forsett	27.417	10	Forsett	39.039	62	Woodrow	24.388	10	10	Forsetti Motorsport	2:10.601	2:11.965	1.364
11	75	Team Pa	40.072	86	SVG Mot	27.460	9	Forsett	39.080	10	Forsett	24.404	11	9	Forsetti Motorsport	2:10.998	2:12.237	1.239
12	86	SVG Mot	40.079	62	Woodrow	27.715	80	Team Tr	39.349	80	Team Tr	24.724	12	86	SVG Motorsport	2:11.960	2:12.603	0.643
13	9	Forsett	40.124	11	Paddock	27.787	86	SVG Mot	39.472	72	Woodrow	24.755	13	80	Team Trofeo Racing	2:12.807	2:13.026	0.219
14	80	Team Tr	40.433	80	Team Tr	28.301	11	Paddock	39.694	11	Paddock	24.812	14	11	Paddock Motorsport	2:12.934	2:18.507	5.573
15	11	Paddock	40.641	72	Woodrow	28.357	75	Team Pa	40.024	86	SVG Mot	24.949	15	75	Team Parker Racing	2:13.862	2:14.614	0.752
16	72	Woodrow	40.689	75	Team Pa	28.511	72	Woodrow	40.099	75	Team Pa	25.255	16	72	Woodrow Motorsport	2:13.900	2:14.431	0.531
17	40	Woodrow	43.331	40	Woodrow	28.883	40	Woodrow	41.356	40	Woodrow	26.124	17	40	Woodrow Motorsport	2:19.694	2:20.795	1.101
18	370	Jolt Ra	43.772	370	Jolt Ra	30.176	370	Jolt Ra	42.961	370	Jolt Ra	26.711	18	370	Jolt Racing	2:23.620	2:24.028	0.408

2024 GT Cup Championship

SUNDAY PRACTICE - BEST SPEEDS

INTERMEDIATE 1				INTERMEDIATE 2				INTERMEDIATE 3				FINISH LINE			
POS	NO	NAME	MPH	NO	NAME	MPH	NO	NAME	MPH	NO	NAME	MPH	NO	NAME	MPH
1	99	Tim Gray Motorsport	163.2	97	Beechdean Motorsport	118.7	99	Tim Gray Motorsport	160.1	99	Tim Gray Motorsport	146.4	99	Tim Gray Motorsport	146.4
2	5	CTR Developments	160.5	6	Team Abba Racing	118.1	6	Team Abba Racing	157.5	5	CTR Developments	144.8	5	CTR Developments	144.8
3	3	Topcats Racing	156.4	99	Tim Gray Motorsport	115.3	5	CTR Developments	157.1	6	Team Abba Racing	143.2	6	Team Abba Racing	143.2
4	6	Team Abba Racing	156.0	5	CTR Developments	114.5	3	Topcats Racing	156.0	3	Topcats Racing	141.1	3	Topcats Racing	141.1
5	2	Topcats Racing	156.0	33	G-Cat Racing	114.1	2	Topcats Racing	155.3	28	Kendall Developments	141.1	28	Kendall Developments	141.1
6	28	Kendall Developments	155.3	2	Topcats Racing	112.9	97	Beechdean Motorsport	154.9	2	Topcats Racing	140.8	2	Topcats Racing	140.8
7	97	Beechdean Motorsport	154.6	3	Topcats Racing	112.4	28	Kendall Developments	153.2	97	Beechdean Motorsport	139.6	97	Beechdean Motorsport	139.6
8	62	Woodrow Motorsport	153.9	28	Kendall Developments	112.2	62	Woodrow Motorsport	151.4	62	Woodrow Motorsport	138.4	62	Woodrow Motorsport	138.4
9	75	Team Parker Racing	150.4	62	Woodrow Motorsport	107.2	33	G-Cat Racing	149.7	33	G-Cat Racing	136.7	33	G-Cat Racing	136.7
10	80	Team Trofeo Racing	150.1	80	Team Trofeo Racing	106.1	80	Team Trofeo Racing	149.4	80	Team Trofeo Racing	135.0	80	Team Trofeo Racing	135.0
11	33	G-Cat Racing	148.4	86	SVG Motorsport	105.8	75	Team Parker Racing	149.4	75	Team Parker Racing	134.7	75	Team Parker Racing	134.7
12	72	Woodrow Motorsport	143.3	9	Forsetti Motorsport	105.6	72	Woodrow Motorsport	141.8	72	Woodrow Motorsport	129.7	72	Woodrow Motorsport	129.7
13	10	Forsetti Motorsport	142.1	10	Forsetti Motorsport	105.5	10	Forsetti Motorsport	140.3	10	Forsetti Motorsport	126.7	10	Forsetti Motorsport	126.7
14	9	Forsetti Motorsport	141.2	11	Paddock Motorsport	104.5	9	Forsetti Motorsport	139.5	86	SVG Motorsport	125.7	86	SVG Motorsport	125.7
15	86	SVG Motorsport	140.9	75	Team Parker Racing	102.9	86	SVG Motorsport	139.5	9	Forsetti Motorsport	125.5	9	Forsetti Motorsport	125.5
16	11	Paddock Motorsport	140.3	72	Woodrow Motorsport	100.4	40	Woodrow Motorsport	138.9	11	Paddock Motorsport	124.0	11	Paddock Motorsport	124.0
17	370	Jolt Racing	137.2	370	Jolt Racing	96.8	11	Paddock Motorsport	137.5	40	Woodrow Motorsport	122.6	40	Woodrow Motorsport	122.6
18	40	Woodrow Motorsport	136.9	40	Woodrow Motorsport	96.4	370	Jolt Racing	133.9	370	Jolt Racing	122.0	370	Jolt Racing	122.0

2024 GT Cup Championship

SUNDAY PRACTICE - PIT STOP ANALYSIS

P197Beechdean Motorsport				
STOP	IN TIME	STOP TIME	TOTAL TIME	OUT TIME

1 - 09:14:24.302

P26Team Abba Racing				
STOP	IN TIME	STOP TIME	TOTAL TIME	OUT TIME

1 - 09:08:17.186 1:55.495 1:55.495 09:10:12.681

2 - 09:12:22.786

P399Tim Gray Motorsport				
STOP	IN TIME	STOP TIME	TOTAL TIME	OUT TIME

1 - 09:10:49.459

P45CTR Developments				
STOP	IN TIME	STOP TIME	TOTAL TIME	OUT TIME

1 - 09:17:23.011

P52Topcats Racing				
STOP	IN TIME	STOP TIME	TOTAL TIME	OUT TIME

1 - 09:09:44.107 24.753 24.753 09:10:08.860

P733G-Cat Racing				
STOP	IN TIME	STOP TIME	TOTAL TIME	OUT TIME

1 - 09:07:45.398 2:08.910 2:08.910 09:09:54.308

P828Kendall Developments				
STOP	IN TIME	STOP TIME	TOTAL TIME	OUT TIME

1 - 09:15:21.358

P1010Forsetti Motorsport				
STOP	IN TIME	STOP TIME	TOTAL TIME	OUT TIME

1 - 09:07:09.364 2:00.465 2:00.465 09:09:09.829

2 - 09:13:34.435

P119Forsetti Motorsport				
STOP	IN TIME	STOP TIME	TOTAL TIME	OUT TIME

1 - 09:13:42.747

P1286SVG Motorsport				
STOP	IN TIME	STOP TIME	TOTAL TIME	OUT TIME

1 - 09:13:16.753

P1380Team Trofeo Racing				
STOP	IN TIME	STOP TIME	TOTAL TIME	OUT TIME

1 - 09:16:32.395

P1472Woodrow Motorsport				
STOP	IN TIME	STOP TIME	TOTAL TIME	OUT TIME

1 - 09:07:51.180 1:13.370 1:13.370 09:09:04.550

2 - 09:13:54.329

P1611Paddock Motorsport				
STOP	IN TIME	STOP TIME	TOTAL TIME	OUT TIME

1 - 09:07:44.438 1:51.951 1:51.951 09:09:36.389

2 - 09:16:33.678

P18370Jolt Racing				
STOP	IN TIME	STOP TIME	TOTAL TIME	OUT TIME

1 - 09:12:53.566

2024 GT Cup Championship

SUNDAY PRACTICE - STATISTICS

Competitors Started	18
Planned Start	2024-07-28 @ 09:00:00.000
Actual Start	2024-07-28 @ 09:00:00.776
Finish Time	2024-07-28 @ 09:15:01.884
Track Length	3.6604mi.
Total Laps	102
Total Distance Covered	373.3707mi.

Session Fastest Lap History

NO	CL	NAME	LAP TIME	TIME OF DAY	LAP	VEHICLE
97	GT3	Beechdean Motorsport A. HOWARD	1:58.884	09:04:11.594	2	Aston Martin Vantage GT3

Flag History

TYPE	TIME OF DAY
GREEN	09:00:00.776
FINISH	09:15:01.884

Flag Statistics

TYPE	COUNT	TOTAL LAPS	TOTAL TIME
Green	1	8	19:27.258
Red	0	0	0.000
Safety Car	0	0	0.000
FCY	0	0	0.000

2024 GT Cup Championship

SUNDAY PRACTICE - STATISTICS

CLASS : GTO 4 Starters

Fastest Lap History

NO	NAME	LAP TIME	TIME OF DAY	LAP	VEHICLE
99	Tim Gray Motorsport <i>S. BURGESS</i>	2:03.971	09:04:29.082	2	Radical RXC
6	Team Abba Racing <i>R. NEARY</i>	2:02.121	09:06:09.268	3	Mercedes AMG GT3

2024 GT Cup Championship

SUNDAY PRACTICE - STATISTICS

CLASS : GT32 Starters

Fastest Lap History

NO	NAME	LAP TIME	TIME OF DAY	LAP	VEHICLE
97	Beechdean Motorsport A. HOWARD	1:58.884	09:04:11.594	2	Aston Martin Vantage GT3

2024 GT Cup Championship

SUNDAY PRACTICE - STATISTICS

CLASS : GTC7 Starters

Fastest Lap History

NO	NAME	LAP TIME	TIME OF DAY	LAP	VEHICLE
80	Team Trofeo Racing <i>J. CALEY</i>	2:17.508	09:05:08.331	2	Porsche 911 GT3 Cup
3	Topcats Racing <i>W. GILBERT</i>	2:08.076	09:05:16.590	2	Lamborghini Super Trofeo
3	Topcats Racing <i>W. GILBERT</i>	2:05.684	09:07:22.275	3	Lamborghini Super Trofeo
2	Topcats Racing <i>C. GILBERT</i>	2:04.571	09:07:22.886	3	Lamborghini Super Trofeo
2	Topcats Racing <i>C. GILBERT</i>	2:03.818	09:14:15.028	6	Lamborghini Super Trofeo

2024 GT Cup Championship

SUNDAY PRACTICE - STATISTICS

CLASS : GTH4 Starters

Fastest Lap History

NO	NAME	LAP TIME	TIME OF DAY	LAP	VEHICLE
86	SVG Motorsport <i>L. THEOBALD</i>	2:12.603	09:04:46.176	2	Ginetta G56 GT4
9	Forsetti Motorsport <i>M. PORTER (PS)</i>	2:12.237	09:04:56.612	2	Aston Martin Vantage GT4
10	Forsetti Motorsport <i>S. NESER</i>	2:11.965	09:04:56.841	2	Aston Martin Vantage GT4

2024 GT Cup Championship

SUNDAY PRACTICE - STATISTICS

CLASS : GTA1 Starters

Fastest Lap History

NO	NAME	LAP TIME	TIME OF DAY	LAP	VEHICLE
370	Jolt Racing R. WILLIAMS	2:28.898	09:05:32.472	2	McLaren 570S GT4
370	Jolt Racing R. WILLIAMS	2:24.028	09:07:56.500	3	McLaren 570S GT4

2024 GT Cup Championship

SUNDAY QUALIFYING - GROUP 2 - CLASSIFICATION

POS	NO	CL	PIC	TEAM / DRIVERS	CAR	TIME	ON	LAPS	GAP	DIFF	MPH
1	10	GTH	1	Forsetti Motorsport Sam NESER / Will ORTON (PS)	Aston Martin Vantage GT4	2:09.369	2	3			101.86
2	9	GTH	2	Forsetti Motorsport Matthew HIGGINS / Mikey PORTER (PS)	Aston Martin Vantage GT4	2:09.735	3	4	0.366	0.366	101.57
3	86	GTH	3	SVG Motorsport Liona THEOBALD / Owen HIZZEY (PS)	Ginetta G56 GT4	2:09.957	7	7	0.588	0.222	101.40
4	11	GTH	4	Paddock Motorsport Michael ORANT / Thomas HOLLAND (PS)	McLaren Artura GT4	2:10.755	3	6	1.386	0.798	100.78
5	370	GTA	1	Jolt Racing Rupert WILLIAMS / John INGRAM (PS)	McLaren 570S GT4	2:14.523	3	7	5.154	3.768	97.95

Weather / Track : Bright / Dry

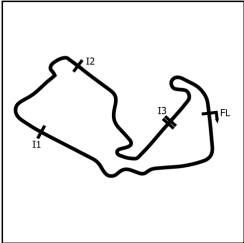
These results are provisional until the conclusion of any judicial and technical matters.

Date: 28/07/2024 Start: 09:24 Finish: 09:39
Silverstone GP: 3.6604 miles

Clerk Of Course: Andy Stevens	Stewards:	Timekeeper: Gethin Rees	
-------------------------------	-----------	-------------------------	---

2024 GT Cup Championship

SUNDAY QUALIFYING - GROUP 2 - SECTOR ANALYSIS



SECTOR 1 = FL to I1, SECTOR 2 = I1 to I2 SECTOR 3 = I2 to I3, SECTOR 4 = I3 to FL, DIFF = Difference To Personal Best Lap, P = Crossed Finish Line in Pit Lane, D = Time Disallowed

P1		10 GTH		Forsetti Motorsport			Aston Martin Vantage GT4					
IDEAL LAP TIME : 2:09.369				BEST LAP TIME : 2:09.369			DIFFERENCE : 0.000					
D1: Sam NESER				D2: Will ORTON (PS)								
LAP	SECTOR 1		SECTOR 2		SECTOR 3		SECTOR 4		LAP TIME	MPH	DIFF	TIME OF DAY
1 - D1 OUTLAP	125.2		28.736	101.3	40.285	128.0	24.508	127.4				09:28:31.908
2 - D1	39.587	140.1	27.030	106.1	38.532	139.8	24.220	127.7	2:09.369 (1)	101.86		09:30:41.277
3 - D1	39.848	140.1	27.099	105.5	39.279	139.2	IN PIT		2:14.014 P	98.33	4.645	09:32:55.291

P2		9 GTH		Forsetti Motorsport			Aston Martin Vantage GT4					
IDEAL LAP TIME : 2:09.470				BEST LAP TIME : 2:09.735			DIFFERENCE : 0.265					
D1: Matthew HIGGINS				D2: Mikey PORTER (PS)								
LAP	SECTOR 1		SECTOR 2		SECTOR 3		SECTOR 4		LAP TIME	MPH	DIFF	TIME OF DAY
1 - D2 OUTLAP	133.1		30.306	97.6	40.464	137.5	24.453	126.4				09:28:26.069
2 - D2	39.606	139.5	27.015	106.5	38.700	138.6	24.428	126.2	2:09.749 (2)	101.56	0.014	09:30:35.818
3 - D2	39.674	139.5	27.031	106.1	38.839	138.0	24.191	126.2	2:09.735 (1)	101.57		09:32:45.553
4 - D2	39.564	139.8	27.095	106.0	39.203	138.3	IN PIT		2:14.611 P	97.89	4.876	09:35:00.164

P3		86 GTH		SVG Motorsport			Ginetta G56 GT4					
IDEAL LAP TIME : 2:09.879				BEST LAP TIME : 2:09.957			DIFFERENCE : 0.078					
D1: Liona THEOBALD				D2: Owen HIZZEY (PS)								
LAP	SECTOR 1		SECTOR 2		SECTOR 3		SECTOR 4		LAP TIME	MPH	DIFF	TIME OF DAY
1 - D1 OUTLAP	138.3		29.294	103.0	40.010	138.9	25.034	125.9				09:26:50.750
2 - D1	40.466	139.2	27.849	106.1	39.185	138.9	24.484	126.2	2:11.984	99.84	2.027	09:29:02.734
3 - D1	40.026	140.3	27.403	106.0	39.095	139.5	24.286	126.7	2:10.810	100.73	0.853	09:31:13.544
4 - D1	39.894	139.8	27.527	105.6	38.990	138.9	24.422	126.7	2:10.833	100.72	0.876	09:33:24.377
5 - D1	39.921	139.8	27.510	106.0	38.895	139.5	24.144	127.2	2:10.470 (2)	101.00	0.513	09:35:34.847
6 - D1	39.970	139.8	27.577	106.0	38.839	139.2	24.225	127.4	2:10.611 (3)	100.89	0.654	09:37:45.458
7 - D1	39.664	139.8	27.232	106.5	38.880	139.2	24.181	126.9	2:09.957 (1)	101.40		09:39:55.415

P4		11 GTH		Paddock Motorsport			McLaren Artura GT4					
IDEAL LAP TIME : 2:10.710				BEST LAP TIME : 2:10.755			DIFFERENCE : 0.045					
D1: Michael ORANT				D2: Thomas HOLLAND (PS)								
LAP	SECTOR 1		SECTOR 2		SECTOR 3		SECTOR 4		LAP TIME	MPH	DIFF	TIME OF DAY
1 - D1 OUTLAP	138.3		27.847	104.0	39.483	136.9	24.973	124.0				09:27:03.250
2 - D1	39.859	139.5	27.349	104.8	39.409	136.6	24.343	123.6	2:10.960 (2)	100.62	0.205	09:29:14.210
3 - D1	39.751	140.1	27.253	105.1	39.363	136.6	24.388	123.8	2:10.755 (1)	100.78		09:31:24.965
4 - D1	40.401	138.9	27.485	104.8	40.775	97.3	27.781	124.3	2:16.442	96.58	5.687	09:33:41.407
5 - D1	39.998	140.1	28.636	102.7	40.762	136.3	25.343	124.3	2:14.739 (3)	97.80	3.984	09:35:56.146
6 - D1	40.305	139.8	27.655	104.2	39.860	136.3	IN PIT		2:14.776 P	97.77	4.021	09:38:10.922

P5		370 GTA		Jolt Racing			McLaren 570S GT4					
IDEAL LAP TIME : 2:14.024				BEST LAP TIME : 2:14.523			DIFFERENCE : 0.499					
D1: Rupert WILLIAMS				D2: John INGRAM (PS)								
LAP	SECTOR 1		SECTOR 2		SECTOR 3		SECTOR 4		LAP TIME	MPH	DIFF	TIME OF DAY
1 - D1 OUTLAP	136.9		29.457	97.9	41.221	136.3	25.628	125.2				09:28:01.479
2 - D1	41.335	138.6	28.008	102.1	40.108	137.5	25.418	124.0	2:14.869	97.70	0.346	09:30:16.348
3 - D1	40.846	138.0	28.096	101.5	40.258	137.2	25.323	123.8	2:14.523 (1)	97.95		09:32:30.871
4 - D1	44.786	92.6	33.569	94.3	43.941	137.2	25.666	124.3	2:27.962	89.06	13.439	09:34:58.833
5 - D1	41.430	138.3	27.993	101.3	40.283	136.6	25.077	124.3	2:14.783 (3)	97.77	0.260	09:37:13.616
6 - D1	41.009	138.0	28.138	100.7	40.194	136.9	25.219	123.8	2:14.560 (2)	97.93	0.037	09:39:28.176
7 - D1	41.082	138.6	28.127	101.2	40.381	136.3	25.294	123.1	2:14.884	97.69	0.361	09:41:43.060

2024 GT Cup Championship

SUNDAY QUALIFYING - GROUP 2 - BEST SECTORS

SECTOR 1				SECTOR 2			SECTOR 3		SECTOR 4		IDEAL / BEST COMPARISON							
POS	NO	NAME	TIME	NO	NAME	TIME	NO	NAME	TIME	NO	NAME	TIME	POS	NO	NAME	IDEAL	BEST	DIFF
										PERFECT LAP		2:09.255						
1	9	Forsett	39.564	9	Forsett	27.015	10	Forsett	38.532	86	SVG Mot	24.144	1	10	Forsetti Motorsport	2:09.369	2:09.369	0.000
2	10	Forsett	39.587	10	Forsett	27.030	9	Forsett	38.700	9	Forsett	24.191	2	9	Forsetti Motorsport	2:09.470	2:09.735	0.265
3	86	SVG Mot	39.664	86	SVG Mot	27.232	86	SVG Mot	38.839	10	Forsett	24.220	3	86	SVG Motorsport	2:09.879	2:09.957	0.078
4	11	Paddock	39.751	11	Paddock	27.253	11	Paddock	39.363	11	Paddock	24.343	4	11	Paddock Motorsport	2:10.710	2:10.755	0.045
5	370	Jolt Ra	40.846	370	Jolt Ra	27.993	370	Jolt Ra	40.108	370	Jolt Ra	25.077	5	370	Jolt Racing	2:14.024	2:14.523	0.499

2024 GT Cup Championship

SUNDAY QUALIFYING - GROUP 2 - BEST SPEEDS

INTERMEDIATE 1				INTERMEDIATE 2				INTERMEDIATE 3				FINISH LINE			
POS	NO	NAME	MPH	NO	NAME	MPH	NO	NAME	MPH	NO	NAME	MPH	NO	NAME	MPH
1	86	SVG Motorsport	140.3	9	Forsetti Motorsport	106.5	10	Forsetti Motorsport	139.8	10	Forsetti Motorsport	127.7			
2	10	Forsetti Motorsport	140.1	86	SVG Motorsport	106.5	86	SVG Motorsport	139.5	86	SVG Motorsport	127.4			
3	11	Paddock Motorsport	140.1	10	Forsetti Motorsport	106.1	9	Forsetti Motorsport	138.6	9	Forsetti Motorsport	126.4			
4	9	Forsetti Motorsport	139.8	11	Paddock Motorsport	105.1	370	Jolt Racing	137.5	370	Jolt Racing	125.2			
5	370	Jolt Racing	138.6	370	Jolt Racing	102.1	11	Paddock Motorsport	136.9	11	Paddock Motorsport	124.3			

2024 GT Cup Championship

SUNDAY QUALIFYING - GROUP 2 - PIT STOP ANALYSIS

P110 Forsetti Motorsport				
STOP	IN TIME	STOP TIME	TOTAL TIME	OUT TIME

1 - 09:32:55.291

P29 Forsetti Motorsport				
STOP	IN TIME	STOP TIME	TOTAL TIME	OUT TIME

1 - 09:35:00.164

P411 Paddock Motorsport				
STOP	IN TIME	STOP TIME	TOTAL TIME	OUT TIME

1 - 09:38:10.922

2024 GT Cup Championship

SUNDAY QUALIFYING - GROUP 2 - STATISTICS

Competitors Started5

Planned Start2024-07-28 @ 09:20:00.000

Actual Start2024-07-28 @ 09:24:30.894

Finish Time2024-07-28 @ 09:39:31.990

Track Length3.6604mi.

Total Laps27

Total Distance Covered98.8334mi.

Session Fastest Lap History

NO	CL	NAME	LAP TIME	TIME OF DAY	LAP	VEHICLE
86	GTH	SVG Motorsport <i>L. THEOBALD</i>	2:11.984	09:29:02.733	2	Ginetta G56 GT4
11	GTH	Paddock Motorsport <i>M. ORANT</i>	2:10.960	09:29:14.209	2	McLaren Artura GT4
9	GTH	Forsetti Motorsport <i>M. PORTER (PS)</i>	2:09.749	09:30:35.815	2	Aston Martin Vantage GT4
10	GTH	Forsetti Motorsport <i>S. NESER</i>	2:09.369	09:30:41.286	2	Aston Martin Vantage GT4

Flag History

TYPE	TIME OF DAY
GREEN	09:24:30.894
FINISH	09:39:31.990

Flag Statistics

TYPE	COUNT	TOTAL LAPS	TOTAL TIME
Green	1	7	20:11.226
Red	0	0	0.000
Safety Car	0	0	0.000
FCY	0	0	0.000

2024 GT Cup Championship

SUNDAY QUALIFYING - GROUP 2 - STATISTICS

CLASS : GTH4 Starters

Fastest Lap History

NO	NAME	LAP TIME	TIME OF DAY	LAP	VEHICLE
86	SVG Motorsport <i>L. THEOBALD</i>	2:11.984	09:29:02.733	2	Ginetta G56 GT4
11	Paddock Motorsport <i>M. ORANT</i>	2:10.960	09:29:14.209	2	McLaren Artura GT4
9	Forsetti Motorsport <i>M. PORTER (PS)</i>	2:09.749	09:30:35.815	2	Aston Martin Vantage GT4
10	Forsetti Motorsport <i>S. NESER</i>	2:09.369	09:30:41.286	2	Aston Martin Vantage GT4

2024 GT Cup Championship

SUNDAY QUALIFYING - GROUP 2 - STATISTICS

CLASS : GTA1 Starters

Fastest Lap History

NO	NAME	LAP TIME	TIME OF DAY	LAP	VEHICLE
370	Jolt Racing R. WILLIAMS	2:14.869	09:30:16.348	2	McLaren 570S GT4
370	Jolt Racing R. WILLIAMS	2:14.523	09:32:30.869	3	McLaren 570S GT4

2024 GT Cup Championship

SUNDAY QUALIFYING - GROUP 1 - CLASSIFICATION

POS	NO	CL	PIC	TEAM / DRIVERS	CAR	TIME	ON	LAPS	GAP	DIFF	MPH
1	6	GTO	1	Team Abba Racing Richard NEARY / Ian LOGGIE	Mercedes AMG GT3	1:57.750	4	5			111.91
2	97*	GT3	1	Beechdean Motorsport Andrew HOWARD / Darren TURNER (PRO) (INV)	Aston Martin Vantage GT3	1:59.185	5	6	1.435	1.435	110.56
3	99	GTO	2	Tim Gray Motorsport Steve BURGESS	Radical RXC	2:00.648	2	6	2.898	1.463	109.22
4	5	GTO	3	CTR Developments Richard CHAMBERLAIN	Porsche 935	2:01.928	4	7	4.178	1.280	108.07
5	24	GT3	2	Greystone GT Andrey BORODIN / Ed PEAD (PRO) (INV)	McLaren 720S GT3	2:01.975	6	6	4.225	0.047	108.03
6	33*	GT3	3	G-Cat Racing Shamus JENNINGS / Greg CATON	Porsche 911 GTR GT3	2:03.761	3	5	6.011	1.786	106.47
7	2	GTC	1	Topcats Racing Charlotte GILBERT / Tom RAWLINGS (PS)	Lamborghini Super Trofeo	2:03.844	6	7	6.094	0.083	106.40
8	3	GTC	2	Topcats Racing Warren GILBERT / Fraser FENWICK	Lamborghini Super Trofeo	2:05.345	6	7	7.595	1.501	105.13
9	28	GTO	4	Kendall Developments Paul BAILEY / David BRABHAM (PRO)	Lamborghini Super Trofeu	2:05.503	3	5	7.753	0.158	104.99
10	62	GTC	3	Woodrow Motorsport Kevin CLARKE (INV)	Lamborghini Super Trofeo	2:08.203	2	7	10.453	2.700	102.78
11	80	GTC	4	Team Trofeo Racing James CALEY / Bill CALEY (INV)	Porsche 911 GT3 Cup	2:08.591	3	7	10.841	0.388	102.47
12	72	GTC	5	Woodrow Motorsport Chris MURPHY	BMW M3 GTR	2:09.127	3	6	11.377	0.536	102.05
13	75	GTC	6	Team Parker Racing Keith BUSH	Porsche 911 GT3 Cup	2:09.912	3	7	12.162	0.785	101.43
14	40*	GTC	7	Woodrow Motorsport Jasva SAPRA (INV)	BMW E46	2:15.682	4	6	17.932	5.770	97.12

Comments:
No. 33, 40, 97 - 1 Lap time disallowed; exceeding track limits.

Weather / Track : Bright / Dry

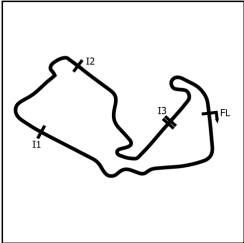
These results are provisional until the conclusion of any judicial and technical matters.

Date: 28/07/2024 Start: 09:44 Finish: 09:59
Silverstone GP: 3.6604 miles

Clerk Of Course: Andy Stevens	Stewards:	Timekeeper: Gethin Rees	
-------------------------------	-----------	-------------------------	---

2024 GT Cup Championship

SUNDAY QUALIFYING - GROUP 1 - SECTOR ANALYSIS



SECTOR 1 = FL to I1, SECTOR 2 = I1 to I2 SECTOR 3 = I2 to I3, SECTOR 4 = I3 to FL, DIFF = Difference To Personal Best Lap, P = Crossed Finish Line in Pit Lane, D = Time Disallowed

P1		6 GTO		Team Abba Racing				Mercedes AMG GT3				
IDEAL LAP TIME : 1:57.605				BEST LAP TIME : 1:57.750				DIFFERENCE : 0.145				
D1: Richard NEARY				D2: Ian LOGGIE								
LAP	SECTOR 1		SECTOR 2		SECTOR 3		SECTOR 4		LAP TIME	MPH	DIFF	TIME OF DAY
1 - D1 OUTLAP	151.8		26.794	107.5	48.973	139.2	23.632	141.1				09:48:00.343
2 - D1	35.732	156.0	24.973	118.3	35.225	159.0	22.277	142.6	1:58.207 (2)	111.48	0.457	09:49:58.550
3 - D1	35.461	158.6	24.954	117.9	47.318	72.8	25.921	142.6	2:13.654 (3)	98.59	15.904	09:52:12.204
4 - D1	35.536	157.9	24.875	118.3	34.992	157.5	22.347	144.8	1:57.750 (1)	111.91		09:54:09.954
5 - D1	37.488	151.4	27.050	81.9	40.255	155.7	IN PIT		2:10.115 P	101.27	12.365	09:56:20.069

P2		97 GT3		Beechdean Motorsport				Aston Martin Vantage GT3				
IDEAL LAP TIME : 1:59.185				BEST LAP TIME : 1:59.185				DIFFERENCE : 0.000				
D1: Andrew HOWARD				D2: Darren TURNER (PRO) (IN)								
LAP	SECTOR 1		SECTOR 2		SECTOR 3		SECTOR 4		LAP TIME	MPH	DIFF	TIME OF DAY
1 - D1 OUTLAP	151.1		28.194	88.4	44.946	104.5	26.606	138.7				09:47:19.566
2 - D1	36.320	152.5	25.359	114.7	35.886	153.5	22.588	139.3	2:00.153 (3)	109.67	0.968	09:49:19.719
3 - D1	36.116	152.8	25.295	115.9	35.903	153.9	22.943	138.4	2:00.257	109.58	1.072	09:51:19.976
4 - D1	36.048	152.8	25.219	114.9	35.743	154.9	22.803	138.4	1:59.813 (2)	109.98	0.628	09:53:19.789
5 - D1	35.940	152.1	25.020	115.1	35.735	152.5	22.490	139.3	1:59.185 (1)	110.56		09:55:18.974
6 - D1	38.092	144.6	27.658	104.5	40.546	144.9	IN PIT		2:16.469 D	96.56	17.284	09:57:35.443

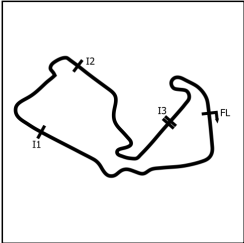
P3		99 GTO		Tim Gray Motorsport				Radical RXC				
IDEAL LAP TIME : 2:00.018				BEST LAP TIME : 2:00.648				DIFFERENCE : 0.630				
D1: Steve BURGESS												
LAP	SECTOR 1		SECTOR 2		SECTOR 3		SECTOR 4		LAP TIME	MPH	DIFF	TIME OF DAY
1 - D1 OUTLAP	106.0		29.634	98.1	46.310	125.4	24.564	145.4				09:47:53.951
2 - D1	36.562	160.1	25.426	117.3	36.046	161.7	22.614	146.7	2:00.648 (1)	109.22		09:49:54.599
3 - D1	37.471	161.7	25.641	115.9	36.504	160.9	23.534	146.4	2:03.150	107.00	2.502	09:51:57.749
4 - D1	35.932	162.4	25.768	116.7	36.227	160.5	22.724	146.4	2:00.651 (2)	109.22	0.003	09:53:58.400
5 - D1	36.257	160.9	25.531	116.1	36.105	159.7	22.847	145.8	2:00.740 (3)	109.14	0.092	09:55:59.140
6 - D1	40.505	127.3	29.525	108.5	39.458	145.2	IN PIT		2:18.883 P	94.88	18.235	09:58:18.023

P4			5 GTO			CTR Developments			Porsche 935				
IDEAL LAP TIME : 2:01.395			BEST LAP TIME : 2:01.928			DIFFERENCE : 0.533							
D1: Richard CHAMBERLAIN													
LAP	SECTOR 1		SECTOR 2		SECTOR 3		SECTOR 4		LAP TIME	MPH	DIFF	TIME OF DAY	
1 - D1 OUTLAP	162.0		27.454	107.7	40.265	125.6	25.411	147.4				09:47:12.218	
2 - D1	36.496	164.0	26.023	116.1	36.211	159.7	23.201	145.1	2:01.931 (2)	108.07	0.003	09:49:14.149	
3 - D1	36.784	164.4	26.122	112.7	36.563	159.4	23.257	145.8	2:02.726 (3)	107.37	0.798	09:51:16.875	
4 - D1	36.621	164.0	25.914	115.3	36.446	160.9	22.947	146.7	2:01.928 (1)	108.07		09:53:18.803	
5 - D1	45.385	111.6	30.335	99.7	39.688	141.8	23.828	147.7	2:19.236	94.64	17.308	09:55:38.039	
6 - D1	36.512	164.0	26.066	115.9	36.649	160.5	23.822	147.4	2:03.049	107.09	1.121	09:57:41.088	
7 - D1	36.323	164.0	26.388	114.9	58.981	63.1	IN PIT		2:44.283 P	80.21	42.355	10:00:25.371	

P5		24 GT3		Greystone GT				McLaren 720S GT3				
IDEAL LAP TIME : 2:01.975				BEST LAP TIME : 2:01.975				DIFFERENCE : 0.000				
D1: Andrey BORODIN				D2: Ed PEAD (PRO) (INV)								
LAP	SECTOR 1		SECTOR 2		SECTOR 3		SECTOR 4		LAP TIME	MPH	DIFF	TIME OF DAY
1 - D1 OUTLAP	147.8		27.684	107.5	37.538	149.7	23.413	135.5				09:49:53.913
2 - D1	38.352	149.4	26.445	110.1	38.556	146.8	23.003	136.7	2:06.356	104.29	4.381	09:52:00.269
3 - D1	37.767	150.1	26.886	112.5	36.969	150.8	23.228	136.7	2:04.850 (3)	105.54	2.875	09:54:05.119
4 - D1	38.774	138.0	30.044	85.3	42.132	139.8	23.814	137.0	2:14.764	97.78	12.789	09:56:19.883
5 - D1	37.527	149.7	25.995	109.1	37.010	150.1	22.938	136.7	2:03.470 (2)	106.72	1.495	09:58:23.353
6 - D1	36.958	149.4	25.617	115.9	36.522	149.7	22.878	136.4	2:01.975 (1)	108.03		10:00:25.328

2024 GT Cup Championship

SUNDAY QUALIFYING - GROUP 1 - SECTOR ANALYSIS



SECTOR 1 = FL to I1, SECTOR 2 = I1 to I2 SECTOR 3 = I2 to I3, SECTOR 4 = I3 to FL, DIFF = Difference To Personal Best Lap, P = Crossed Finish Line in Pit Lane, D = Time Disallowed

P6 33 GT3		G-Cat Racing				Porsche 911 GTR GT3						
IDEAL LAP TIME : 2:03.433				BEST LAP TIME : 2:03.761				DIFFERENCE : 0.328				
D1: Shamus JENNINGS				D2: Greg CATON								
LAP	SECTOR 1		SECTOR 2		SECTOR 3		SECTOR 4		LAP TIME	MPH	DIFF	TIME OF DAY
1 - D1 OUTLAP	145.8		27.422	112.5	38.718	146.2	24.422	136.7				09:47:22.133
2 - D1	38.966	145.8	26.284	111.1	37.148	150.1	23.218	136.7	2:05.616 (3)	104.90	1.855	09:49:27.749
3 - D1	37.801	146.8	26.116	113.1	36.806	150.1	23.038	136.4	2:03.761 (1)	106.47		09:51:31.510
4 - D1	37.683	148.1	26.174	113.9	37.334	148.4	23.140	137.2	2:04.331 (2)	105.98	0.570	09:53:35.841
5 - D1	37.682	148.1	25.907	113.5	36.993	150.4	IN PIT		2:13.548 D	98.67	9.787	09:55:49.389

P7		2 GTC		Topcats Racing				Lamborghini Super Trofeo				
IDEAL LAP TIME : 2:03.774				BEST LAP TIME : 2:03.844				DIFFERENCE : 0.070				
D1: Charlotte GILBERT				D2: Tom RAWLINGS (PS)								
LAP	SECTOR 1		SECTOR 2		SECTOR 3		SECTOR 4		LAP TIME	MPH	DIFF	TIME OF DAY
1 - D1 OUTLAP	152.8		27.775	110.5	38.225	150.1	24.241	140.5				09:47:08.530
2 - D1	38.022	154.9	26.651	111.2	37.078	154.6	23.678	140.2	2:05.429	105.06	1.585	09:49:13.959
3 - D1	38.603	155.7	26.619	113.1	36.929	154.9	24.360	141.4	2:06.511	104.16	2.667	09:51:20.470
4 - D1	37.692	155.7	26.877	112.2	37.033	155.3	23.563	140.2	2:05.165 (3)	105.28	1.321	09:53:25.635
5 - D1	37.701	155.7	26.444	113.5	36.958	155.3	23.330	141.1	2:04.433 (2)	105.90	0.589	09:55:30.068
6 - D1	37.637	155.7	26.304	113.1	36.503	154.6	23.400	140.8	2:03.844 (1)	106.40		09:57:33.912
7 - D1	41.159	133.6	30.391	103.2	42.022	131.3	IN PIT		2:22.728 P	92.32	18.884	09:59:56.640

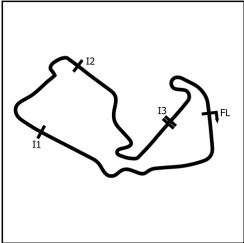
P8 3 GTC		Topcats Racing				Lamborghini Super Trofeo						
IDEAL LAP TIME : 2:04.996				BEST LAP TIME : 2:05.345				DIFFERENCE : 0.349				
D1: Warren GILBERT				D2: Fraser FENWICK								
LAP	SECTOR 1		SECTOR 2		SECTOR 3		SECTOR 4		LAP TIME	MPH	DIFF	TIME OF DAY
1 - D1 OUTLAP	152.5		27.738	109.2	39.536	123.5	24.001	140.5				09:48:01.128
2 - D1	37.927	154.6	26.541	112.0	37.965	152.8	23.719	138.7	2:06.152	104.45	0.807	09:50:07.280
3 - D1	37.767	156.4	27.459	111.8	37.716	153.2	23.931	140.2	2:06.873	103.86	1.528	09:52:14.153
4 - D1	37.754	155.3	26.418	110.9	37.800	152.8	23.599	139.6	2:05.571 (2)	104.94	0.226	09:54:19.724
5 - D1	37.851	154.2	26.570	111.1	37.458	152.8	23.835	139.6	2:05.714 (3)	104.82	0.369	09:56:25.438
6 - D1	37.521	155.3	26.489	111.8	37.507	152.8	23.828	140.2	2:05.345 (1)	105.13		09:58:30.783
7 - D1	37.617	154.6	28.677	101.6	38.940	151.1	23.794	139.3	2:09.028	102.13	3.683	10:00:39.811

P9 28 GTO		Kendall Developments						Lamborghini Super Trofeu				
IDEAL LAP TIME : 2:05.440				BEST LAP TIME : 2:05.503				DIFFERENCE : 0.063				
D1: Paul BAILEY				D2: David BRABHAM (PRO)								
LAP	SECTOR 1		SECTOR 2		SECTOR 3		SECTOR 4		LAP TIME	MPH	DIFF	TIME OF DAY
1 - D1 OUTLAP	119.1		31.934	96.5	42.825	95.3	25.607	138.4				09:48:21.430
2 - D1	38.800	153.9	26.606	112.4	37.729	153.2	23.454	141.4	2:06.589 (2)	104.09	1.086	09:50:28.019
3 - D1	37.984	154.6	26.450	114.1	37.552	151.8	23.517	141.4	2:05.503 (1)	104.99		09:52:33.522
4 - D1	38.269	155.3	43.631	87.3	40.568	149.1	24.767	141.1	2:27.235 (3)	89.50	21.732	09:55:00.757
5 - D1	38.176	154.9	26.839	112.0	39.848	127.5	IN PIT		2:13.882 P	98.42	8.379	09:57:14.639

P10 62 GTC		Woodrow Motorsport						Lamborghini Super Trofeo				
IDEAL LAP TIME : 2:08.203			BEST LAP TIME : 2:08.203			DIFFERENCE : 0.000						
D1: Kevin CLARKE (INV)												
LAP	SECTOR 1		SECTOR 2		SECTOR 3		SECTOR 4		LAP TIME	MPH	DIFF	TIME OF DAY
1 - D1 OUTLAP	141.5		29.324	101.9	39.410	151.1	24.377	137.8				09:48:13.137
2 - D1	38.872	152.5	27.356	108.7	38.081	152.1	23.894	139.3	2:08.203 (1)	102.78		09:50:21.340
3 - D1	40.316	152.1	28.077	104.0	41.760	148.1	24.306	139.3	2:14.459	98.00	6.256	09:52:35.799
4 - D1	38.880	153.9	27.971	102.1	38.872	151.4	24.250	139.3	2:09.973 (3)	101.38	1.770	09:54:45.772
5 - D1	39.162	152.5	27.800	107.5	38.618	152.1	23.930	139.3	2:09.510 (2)	101.75	1.307	09:56:55.282
6 - D1	38.945	148.4	28.080	108.2	38.511	151.4	24.533	138.4	2:10.069	101.31	1.866	09:59:05.351
7 - D1	39.192	152.8	28.052	104.6	38.888	151.4	24.385	137.8	2:10.517	100.96	2.314	10:01:15.868

2024 GT Cup Championship

SUNDAY QUALIFYING - GROUP 1 - SECTOR ANALYSIS



SECTOR 1 = FL to I1, SECTOR 2 = I1 to I2 SECTOR 3 = I2 to I3, SECTOR 4 = I3 to FL, DIFF = Difference To Personal Best Lap, P = Crossed Finish Line in Pit Lane, D = Time Disallowed

P11		80 GTC		Team Trofeo Racing				Porsche 911 GT3 Cup				
IDEAL LAP TIME : 2:08.350				BEST LAP TIME : 2:08.591				DIFFERENCE : 0.241				
D1: James CALEY				D2: Bill CALEY (INV)								
LAP	SECTOR 1		SECTOR 2		SECTOR 3		SECTOR 4		LAP TIME	MPH	DIFF	TIME OF DAY
1 - D1 OUTLAP	130.8		33.064	95.0	43.270	144.9	25.532	135.0				09:47:39.207
2 - D1	40.266	149.1	27.515	105.6	38.482	150.4	24.421	135.5	2:10.684	100.83	2.093	09:49:49.891
3 - D1	39.444	149.4	26.948	104.6	37.999	150.4	24.200	135.0	2:08.591 (1)	102.47		09:51:58.482
4 - D1	39.205	150.4	27.813	104.6	38.266	149.1	24.527	135.8	2:09.811 (3)	101.51	1.220	09:54:08.293
5 - D1	39.241	147.1	27.433	87.7	47.715	129.0	24.968	135.5	2:19.357	94.56	10.766	09:56:27.650
6 - D1	39.328	149.7	27.060	106.5	39.019	147.1	24.725	135.0	2:10.132	101.26	1.541	09:58:37.782
7 - D1	39.203	150.1	27.224	104.8	38.256	150.4	24.279	135.3	2:08.962 (2)	102.18	0.371	10:00:46.744

P12		72 GTC		Woodrow Motorsport				BMW M3 GTR				
IDEAL LAP TIME : 2:09.091				BEST LAP TIME : 2:09.127				DIFFERENCE : 0.036				
D1: Chris MURPHY												
LAP	SECTOR 1		SECTOR 2		SECTOR 3		SECTOR 4		LAP TIME	MPH	DIFF	TIME OF DAY
1 - D1 OUTLAP	123.5		29.087	100.6	40.436	141.5	24.797	130.7				09:49:37.571
2 - D1	39.940	144.9	27.078	106.6	38.896	143.0	24.012	130.7	2:09.926 (2)	101.42	0.799	09:51:47.497
3 - D1	39.374	146.8	27.114	106.5	38.747	143.0	23.892	131.2	2:09.127 (1)	102.05		09:53:56.624
4 - D1	43.468	128.0	28.511	101.3	42.527	99.5	28.330	127.9	2:22.836 (3)	92.25	13.709	09:56:19.460
5 - D1	44.251	117.3	29.683	93.9	43.918	135.0	25.486	130.2	2:23.338	91.93	14.211	09:58:42.798
6 - D1	41.336	140.6	29.046	98.2	43.457	114.3	IN PIT		2:27.713 P	89.21	18.586	10:01:10.511

P13		75 GTC		Team Parker Racing				Porsche 911 GT3 Cup				
IDEAL LAP TIME : 2:09.734				BEST LAP TIME : 2:09.912				DIFFERENCE : 0.178				
D1: Keith BUSH												
LAP	SECTOR 1		SECTOR 2		SECTOR 3		SECTOR 4		LAP TIME	MPH	DIFF	TIME OF DAY
1 - D1 OUTLAP	143.7		29.328	97.3	40.999	147.8	25.096	135.5				09:47:32.294
2 - D1	39.510	150.4	27.976	103.7	39.168	150.1	24.305	137.2	2:10.959 (2)	100.62	1.047	09:49:43.253
3 - D1	38.877	151.1	27.896	108.5	38.867	150.1	24.272	137.2	2:09.912 (1)	101.43		09:51:53.165
4 - D1	39.203	150.8	28.493	107.0	38.689	151.4	24.623	137.0	2:11.008 (3)	100.58	1.096	09:54:04.173
5 - D1	39.194	150.4	28.287	104.8	39.366	150.4	24.784	136.1	2:11.631	100.11	1.719	09:56:15.804
6 - D1	39.255	151.1	28.031	102.9	40.528	149.1	24.965	135.8	2:12.779	99.24	2.867	09:58:28.583
7 - D1	39.378	150.1	28.069	104.3	39.728	149.4	25.688	133.6	2:12.863	99.18	2.951	10:00:41.446

P14		40 GTC		Woodrow Motorsport				BMW E46				
IDEAL LAP TIME : 2:14.654				BEST LAP TIME : 2:15.682				DIFFERENCE : 1.028				
D1: Jasva SAPRA (INV)												
LAP	SECTOR 1		SECTOR 2		SECTOR 3		SECTOR 4		LAP TIME	MPH	DIFF	TIME OF DAY
1 - D1 OUTLAP	133.6		30.866	99.7	41.846	140.3	25.680	124.7				09:50:02.468
2 - D1	42.088	135.2	29.231	101.3	40.856	138.0	25.471	124.3	2:17.646	95.73	1.964	09:52:20.114
3 - D1	41.348	136.1	28.962	96.5	41.044	138.3	25.231	120.4	2:16.585 (3)	96.48	0.903	09:54:36.699
4 - D1	41.661	135.8	28.224	101.2	40.584	138.3	25.213	124.3	2:15.682 (1)	97.12		09:56:52.381
5 - D1	41.376	129.8	29.068	103.0	40.236	139.2	25.293	121.7	2:15.973 (2)	96.91	0.291	09:59:08.354
6 - D1	40.981	131.5	28.295	100.9	40.663	139.2	IN PIT		2:23.150 D	92.05	7.468	10:01:31.504

2024 GT Cup Championship

SUNDAY QUALIFYING - GROUP 1 - BEST SECTORS

SECTOR 1				SECTOR 2			SECTOR 3			SECTOR 4			IDEAL / BEST COMPARISON					
POS	NO	NAME	TIME	NO	NAME	TIME	NO	NAME	TIME	NO	NAME	TIME	POS	NO	NAME	IDEAL	BEST	DIFF
													PERFECT LAP		1:57.605			
1	6	Team Ab	35.461	6	Team Ab	24.875	6	Team Ab	34.992	6	Team Ab	22.277	1	6	Team Abba Racing	1:57.605	1:57.750	0.145
2	99	Tim Gra	35.932	97	Beechde	25.020	97	Beechde	35.735	97	Beechde	22.490	2	97	Beechdean Motorsport	1:59.185	1:59.185	0.000
3	97	Beechde	35.940	99	Tim Gra	25.426	99	Tim Gra	36.046	99	Tim Gra	22.614	3	99	Tim Gray Motorsport	2:00.018	2:00.648	0.630
4	5	CTR Dev	36.323	24	Greysto	25.617	5	CTR Dev	36.211	24	Greysto	22.878	4	5	CTR Developments	2:01.395	2:01.928	0.533
5	24	Greysto	36.958	33	G-Cat R	25.907	2	Topcats	36.503	5	CTR Dev	22.947	5	24	Greystone GT	2:01.975	2:01.975	0.000
6	3	Topcats	37.521	5	CTR Dev	25.914	24	Greysto	36.522	33	G-Cat R	23.038	6	33	G-Cat Racing	2:03.433	2:03.761	0.328
7	2	Topcats	37.637	2	Topcats	26.304	33	G-Cat R	36.806	2	Topcats	23.330	7	2	Topcats Racing	2:03.774	2:03.844	0.070
8	33	G-Cat R	37.682	3	Topcats	26.418	3	Topcats	37.458	28	Kendall	23.454	8	3	Topcats Racing	2:04.996	2:05.345	0.349
9	28	Kendall	37.984	28	Kendall	26.450	28	Kendall	37.552	3	Topcats	23.599	9	28	Kendall Developments	2:05.440	2:05.503	0.063
10	62	Woodrow	38.872	80	Team Tr	26.948	80	Team Tr	37.999	72	Woodrow	23.892	10	62	Woodrow Motorsport	2:08.203	2:08.203	0.000
11	75	Team Pa	38.877	72	Woodrow	27.078	62	Woodrow	38.081	62	Woodrow	23.894	11	80	Team Trofeo Racing	2:08.350	2:08.591	0.241
12	80	Team Tr	39.203	62	Woodrow	27.356	75	Team Pa	38.689	80	Team Tr	24.200	12	72	Woodrow Motorsport	2:09.091	2:09.127	0.036
13	72	Woodrow	39.374	75	Team Pa	27.896	72	Woodrow	38.747	75	Team Pa	24.272	13	75	Team Parker Racing	2:09.734	2:09.912	0.178
14	40	Woodrow	40.981	40	Woodrow	28.224	40	Woodrow	40.236	40	Woodrow	25.213	14	40	Woodrow Motorsport	2:14.654	2:15.682	1.028

2024 GT Cup Championship

SUNDAY QUALIFYING - GROUP 1 - BEST SPEEDS

INTERMEDIATE 1				INTERMEDIATE 2				INTERMEDIATE 3				FINISH LINE			
POS	NO	NAME	MPH	NO	NAME	MPH	NO	NAME	MPH	NO	NAME	MPH	NO	NAME	MPH
1	5	CTR Developments	164.4	6	Team Abba Racing	118.3	99	Tim Gray Motorsport	161.7	5	CTR Developments	147.7			
2	99	Tim Gray Motorsport	162.4	99	Tim Gray Motorsport	117.3	5	CTR Developments	160.9	99	Tim Gray Motorsport	146.7			
3	6	Team Abba Racing	158.6	5	CTR Developments	116.1	6	Team Abba Racing	159.0	6	Team Abba Racing	144.8			
4	3	Topcats Racing	156.4	97	Beechdean Motorsport	115.9	2	Topcats Racing	155.3	2	Topcats Racing	141.4			
5	2	Topcats Racing	155.7	24	Greystone GT	115.9	97	Beechdean Motorsport	154.9	28	Kendall Developments	141.4			
6	28	Kendall Developments	155.3	28	Kendall Developments	114.1	3	Topcats Racing	153.2	3	Topcats Racing	140.5			
7	62	Woodrow Motorsport	153.9	33	G-Cat Racing	113.9	28	Kendall Developments	153.2	97	Beechdean Motorsport	139.3			
8	97	Beechdean Motorsport	152.8	2	Topcats Racing	113.5	62	Woodrow Motorsport	152.1	62	Woodrow Motorsport	139.3			
9	75	Team Parker Racing	151.1	3	Topcats Racing	112.0	75	Team Parker Racing	151.4	33	G-Cat Racing	137.2			
10	80	Team Trofeo Racing	150.4	62	Woodrow Motorsport	108.7	24	Greystone GT	150.8	75	Team Parker Racing	137.2			
11	24	Greystone GT	150.1	75	Team Parker Racing	108.5	33	G-Cat Racing	150.4	24	Greystone GT	137.0			
12	33	G-Cat Racing	148.1	72	Woodrow Motorsport	106.6	80	Team Trofeo Racing	150.4	80	Team Trofeo Racing	135.8			
13	72	Woodrow Motorsport	146.8	80	Team Trofeo Racing	106.5	72	Woodrow Motorsport	143.0	72	Woodrow Motorsport	131.2			
14	40	Woodrow Motorsport	136.1	40	Woodrow Motorsport	103.0	40	Woodrow Motorsport	140.3	40	Woodrow Motorsport	124.7			

2024 GT Cup Championship

SUNDAY QUALIFYING - GROUP 1 - PIT STOP ANALYSIS

P1	6 Team Abba Racing				
STOP	IN TIME	STOP TIME	TOTAL TIME	OUT TIME	

1 - 09:56:20.069

P3	99 Tim Gray Motorsport				
STOP	IN TIME	STOP TIME	TOTAL TIME	OUT TIME	

1 - 09:58:18.023

P4	5 CTR Developments				
STOP	IN TIME	STOP TIME	TOTAL TIME	OUT TIME	

1 - 10:00:25.371

P7	2 Topcats Racing				
STOP	IN TIME	STOP TIME	TOTAL TIME	OUT TIME	

1 - 09:59:56.640

P9	28 Kendall Developments				
STOP	IN TIME	STOP TIME	TOTAL TIME	OUT TIME	

1 - 09:57:14.639

P12	72 Woodrow Motorsport				
STOP	IN TIME	STOP TIME	TOTAL TIME	OUT TIME	

1 - 10:01:10.511

2024 GT Cup Championship

SUNDAY QUALIFYING - GROUP 1 - STATISTICS

Competitors Started	14
Planned Start	2024-07-28 @ 09:40:00.000
Actual Start	2024-07-28 @ 09:44:56.126
Finish Time	2024-07-28 @ 09:59:57.760
Track Length	3.6604mi.
Total Laps	87
Total Distance Covered	318.4632mi.

Session Fastest Lap History

NO	CL	NAME	LAP TIME	TIME OF DAY	LAP	VEHICLE
2	GTC	Topcats Racing C. GILBERT	2:05.429	09:49:13.960	2	Lamborghini Super Trofeo
5	GTO	CTR Developments R. CHAMBERLAIN	2:01.931	09:49:14.155	2	Porsche 935
97	GT3	Beechdean Motorsport A. HOWARD	2:00.153	09:49:19.725	2	Aston Martin Vantage GT3
6	GTO	Team Abba Racing R. NEARY	1:58.207	09:49:58.551	2	Mercedes AMG GT3
6	GTO	Team Abba Racing R. NEARY	1:57.750	09:54:09.950	4	Mercedes AMG GT3

Flag History

TYPE	TIME OF DAY
GREEN	09:44:56.126
FINISH	09:59:57.760

Flag Statistics

TYPE	COUNT	TOTAL LAPS	TOTAL TIME
Green	1	7	17:03.211
Red	0	0	0.000
Safety Car	0	0	0.000
FCY	0	0	0.000

2024 GT Cup Championship

SUNDAY QUALIFYING - GROUP 1 - STATISTICS

CLASS : GTO 4 Starters

Fastest Lap History

NO	NAME	LAP TIME	TIME OF DAY	LAP	VEHICLE
5	CTR Developments <i>R. CHAMBERLAIN</i>	2:01.931	09:49:14.155	2	Porsche 935
99	Tim Gray Motorsport <i>S. BURGESS</i>	2:00.648	09:49:54.601	2	Radical RXC
6	Team Abba Racing <i>R. NEARY</i>	1:58.207	09:49:58.551	2	Mercedes AMG GT3
6	Team Abba Racing <i>R. NEARY</i>	1:57.750	09:54:09.950	4	Mercedes AMG GT3

2024 GT Cup Championship

SUNDAY QUALIFYING - GROUP 1 - STATISTICS

CLASS : GT3 3 Starters

Fastest Lap History

NO	NAME	LAP TIME	TIME OF DAY	LAP	VEHICLE
97	Beechdean Motorsport <i>A. HOWARD</i>	2:00.153	09:49:19.725	2	Aston Martin Vantage GT3
97	Beechdean Motorsport <i>A. HOWARD</i>	1:59.813	09:53:19.796	4	Aston Martin Vantage GT3
97	Beechdean Motorsport <i>A. HOWARD</i>	1:59.185	09:55:18.981	5	Aston Martin Vantage GT3

2024 GT Cup Championship

SUNDAY QUALIFYING - GROUP 1 - STATISTICS


CLASS : GTC7 Starters

Fastest Lap History

NO	NAME	LAP TIME	TIME OF DAY	LAP	VEHICLE
2	Topcats Racing C. GILBERT	2:05.429	09:49:13.960	2	Lamborghini Super Trofeo
2	Topcats Racing C. GILBERT	2:05.165	09:53:25.636	4	Lamborghini Super Trofeo
2	Topcats Racing C. GILBERT	2:04.433	09:55:30.068	5	Lamborghini Super Trofeo
2	Topcats Racing C. GILBERT	2:03.844	09:57:33.913	6	Lamborghini Super Trofeo

2024 GT Cup Championship

RACE 12 - GRID (50 minutes)

ROW 10	19	2:15.682	40	Woodrow Motorsport				
ROW 9	17	2:10.755	11	Paddock Motorsport	18	2:14.523	370	Jolt Racing
ROW 8	15	2:09.912	75	Team Parker Racing	16	2:09.957	86	SVG Motorsport
ROW 7	13	2:09.369	10	Forsetti Motorsport	14	2:09.735	9	Forsetti Motorsport
ROW 6	11	2:08.591	80	Team Trofeo Racing	12	2:09.127	72	Woodrow Motorsport
ROW 5	9	2:05.503	28	Kendall Developments	10	2:08.203	62	Woodrow Motorsport
ROW 4	7	2:03.844	2	Topcats Racing	8	2:05.345	3	Topcats Racing
ROW 3	5	2:01.975	24	Greystone GT	6	2:03.761	33	G-Cat Racing
ROW 2	3	2:00.648	99	Tim Gray Motorsport	4	2:01.928	5	CTR Developments
ROW 1	1	1:57.750	6	Team Abba Racing	2	1:59.185	97	Beechdean Motorsport
Pole								
								

2024 GT Cup Championship

RACE 12 - CLASSIFICATION - AMENDED

Race Distance: 24 Laps / 87.85 miles

POS	NO	CL	PIC	TEAM / DRIVERS	CAR	LAPS	TIME	GAP	DIFF	MPH	BEST	ON	GRD	↑↓
1	6	GTO	1	Team Abba Racing Richard NEARY / Ian LOGGIE	Mercedes AMG GT3	24	50:32.731			104.28	1:59.773	19	1	0
2	97	GT3	1	Beechdean Motorsport Andrew HOWARD / Darren TURNER (PRO) (INV)	Aston Martin Vantage GT3	24	51:03.064	30.333	30.333	103.25	1:58.975	24	2	0
3	99	GTO	2	Tim Gray Motorsport Steve BURGESS	Radical RXC	24	51:54.094	1:21.363	51.030	101.55	2:02.544	2	3	0
4	33	GT3	2	G-Cat Racing Shamus JENNINGS / Greg CATON	Porsche 911 GTR GT3	24	52:06.808	1:34.077	12.714	101.14	2:01.627	24	6	2
5	5	GTO	3	CTR Developments Richard CHAMBERLAIN	Porsche 935	24	52:20.466	1:47.735	13.658	100.70	2:03.842	6	4	-1
6	2	GTC	1	Topcats Racing Charlotte GILBERT / Tom RAWLINGS (PS)	Lamborghini Super Trofeo	23	50:43.751	1 Lap	1 Lap	99.57	2:04.288	22	7	1
7	3	GTC	2	Topcats Racing Warren GILBERT / Fraser FENWICK	Lamborghini Super Trofeo	23	50:45.001	1 Lap	1.250	99.53	2:04.169	7	8	1
8	24	GT3	3	Greystone GT Andrey BORODIN / Ed PEAD (PRO) (INV)	McLaren 720S GT3	23	50:53.790	1 Lap	8.789	99.25	2:00.634	23	5	-3
9	9	GTH	1	Forsetti Motorsport Matthew HIGGINS / Mikey PORTER (PS)	Aston Martin Vantage GT4	22	50:36.428	2 Laps	1 Lap	95.47	2:11.448	18	14	5
10	10	GTH	2	Forsetti Motorsport Sam NESER / Will ORTON (PS)	Aston Martin Vantage GT4	22	50:41.181	2 Laps	4.753	95.32	2:11.101	18	13	3
11	86	GTH	3	SVG Motorsport Liona THEOBALD / Owen HIZZEY (PS)	Ginetta G56 GT4	22	50:51.429	2 Laps	10.248	95.00	2:11.185	17	16	5
12	80	GTC	3	Team Trofeo Racing James CALEY / Bill CALEY (INV)	Porsche 911 GT3 Cup	22	51:25.611	2 Laps	34.182	93.95	2:11.035	7	11	-1
13	75	GTC	4	Team Parker Racing Keith BUSH	Porsche 911 GT3 Cup	22	52:25.428	2 Laps	59.817	92.16	2:14.094	20	15	2
14	370	GTA	1	Jolt Racing Rupert WILLIAMS / John INGRAM (PS)	McLaren 570S GT4	21	51:28.788	3 Laps	1 Lap	89.59	2:16.509	21	18	4
NOT CLASSIFIED														
NC	28	GTO		Kendall Developments Paul BAILEY / David BRABHAM (PRO)	Lamborghini Super Trofeu	14	31:21.877	10 Laps	7 Laps	98.03	2:10.755	2		
NC	72	GTC		Woodrow Motorsport Chris MURPHY	BMW M3 GTR	7	16:29.030	17 Laps	7 Laps	93.26	2:13.776	6		
NC	40	GTC		Woodrow Motorsport Jasva SAPRA (INV)	BMW E46	5	11:40.521	19 Laps	2 Laps	94.05	2:15.505	2		
NC	62	GTC		Woodrow Motorsport Kevin CLARKE (INV)	Lamborghini Super Trofeo	1	2:22.379	23 Laps	4 Laps	92.55				
DQ	11 *	GTH		Paddock Motorsport Michael ORANT / Thomas HOLLAND (PS)	McLaren Artura GT4									
FASTEST LAP														
	97	GT3		Beechdean Motorsport Andrew HOWARD / Darren TURNER (PRO) (INV)	Aston Martin Vantage GT3	24	1:58.975		110.76 mph			178.25 kph		
	6	GTO		Team Abba Racing Richard NEARY / Ian LOGGIE	Mercedes AMG GT3	19	1:59.773		110.02 mph			177.06 kph		
	3	GTC		Topcats Racing Warren GILBERT / Fraser FENWICK	Lamborghini Super Trofeo	7	2:04.169		106.12 mph			170.79 kph		
	10	GTH		Forsetti Motorsport Sam NESER / Will ORTON (PS)	Aston Martin Vantage GT4	18	2:11.101		100.51 mph			161.76 kph		
	370	GTA		Jolt Racing Rupert WILLIAMS / John INGRAM (PS)	McLaren 570S GT4	21	2:16.509		96.53 mph			155.35 kph		

Comments:

*Car 11 - Disqualified from the results of the race for Q12.21.4

2024 GT Cup Championship

RACE 12 - LAP CHART

LAP 1 @ 13:27:00.838			LAP 2 @ 13:29:01.180			LAP 3 @ 13:31:02.734			LAP 4 @ 13:33:03.543			LAP 5 @ 13:35:04.316		
NO	BEHIND	LAP TIME	NO	BEHIND	LAP TIME	NO	BEHIND	LAP TIME	NO	BEHIND	LAP TIME	NO	BEHIND	LAP TIME
6		2:03.107	6		2:00.342	6		2:01.554	6		2:00.809	6		2:00.773
99	3.258	2:06.365	99	5.460	2:02.544	99	7.555	2:03.649	99	9.657	2:02.911	99	12.793	2:03.909
97	4.664	2:07.771	97	6.548	2:02.226	97	9.214	2:04.220	97	10.915	2:02.510	97	13.258	2:03.116
3	6.754	2:09.861	3	11.009	2:04.597	3	15.229	2:05.774	3	20.118	2:05.698	3	24.813	2:05.468
24	8.900	2:12.007	5	18.230	2:09.494	5	24.749	2:08.073	5	29.956	2:06.016	5	34.152	2:04.969
5	9.078	2:12.185	2	19.281	2:09.593	2	25.999	2:08.272	33	32.972	2:07.547	33	38.158	2:05.959
2	10.030	2:13.137	33	19.650	2:09.606	33	26.234	2:08.138	2	33.666	2:08.476	2	39.752	2:06.859
33	10.386	2:13.493	28	21.631	2:10.755	28	31.465	2:11.388	28	43.035	2:12.379	28	53.860	2:11.598
28	11.218	2:14.325	80	24.766	2:11.246	24	31.938	2:07.173	80	46.935	2:11.667	80	57.366	2:11.204
80	13.862	2:16.969	24	26.319	2:17.761	80	36.077	2:12.865	10	52.207	2:11.764	10	1:03.201	2:11.767
10	19.158	2:22.265	10	30.852	2:12.036	10	41.252	2:11.954	9	53.865	2:11.835	9	1:05.412	2:12.320
62	19.272	2:22.379	9	32.431	2:12.432	9	42.839	2:11.962	11	1:01.705	2:13.771	24	1:14.971	2:06.873
9	20.341	2:23.448	11	36.049	2:15.423	11	48.743	2:14.248	86	1:01.861	2:13.804	11	1:15.017	2:14.085
11	20.968	2:24.075	86	36.141	2:15.102	86	48.866	2:14.279	24	1:08.871	2:37.742	86	1:16.335	2:15.247
86	21.381	2:24.488	40	37.829	2:15.505	40	54.663	2:18.388	40	1:10.974	2:17.120	72	1:32.450	2:14.097
40	22.666	2:25.773	75	39.200	2:15.272	72	1:05.205	2:14.775	72	1:19.126	2:14.730	40	1:33.936	2:23.735 P
75	24.270	2:27.377	370	51.615	2:24.375	370	1:14.084	2:24.023	370	1:37.392	2:24.117	75	1:54.044	2:16.750
370	27.582	2:30.689	72	51.984	2:15.647	75	1:24.474	2:46.828	75	1:38.067	2:14.402	370	1:59.744	2:23.125
72	36.679	2:39.786												

2024 GT Cup Championship

RACE 12 - LAP CHART

LAP 6 @ 13:37:05.303			LAP 7 @ 13:39:08.323			LAP 8 @ 13:41:11.863			LAP 9 @ 13:43:12.798			LAP 10 @ 13:45:14.345		
NO	BEHIND	LAP TIME	NO	BEHIND	LAP TIME	NO	BEHIND	LAP TIME	NO	BEHIND	LAP TIME	NO	BEHIND	LAP TIME
6		2:00.987	6		2:03.020	6		2:03.540	6		2:00.935	6		2:01.547
97	15.300	2:03.029	75	1 Lap	2:16.451	72	1 Lap	2:36.219 P	97	16.174	2:01.896	11	1 Lap	2:13.483
99	17.796	2:05.990	97	15.034	2:02.754	97	15.213	2:03.719	99	23.916	2:04.911	97	17.102	2:02.475
3	28.218	2:04.392	370	1 Lap	2:21.749	75	1 Lap	2:15.681	75	1 Lap	2:15.870	99	27.140	2:04.771
5	37.007	2:03.842	99	18.801	2:04.025	99	19.940	2:04.679	3	34.725	2:05.079	3	38.408	2:05.230
33	43.711	2:06.540	3	29.367	2:04.169	3	30.581	2:04.754	5	42.827	2:04.514	5	46.087	2:04.807
2	45.367	2:06.602	5	38.607	2:04.620	370	1 Lap	2:22.409	33	55.499	2:06.172	75	1 Lap	2:17.533
28	1:04.827	2:11.954	33	47.379	2:06.688	5	39.248	2:04.181	2	58.345	2:06.914	33	1:00.724	2:06.772
80	1:07.541	2:11.162	2	49.133	2:06.786	33	50.262	2:06.423	370	1 Lap	2:23.063	2	1:03.457	2:06.659
10	1:13.774	2:11.560	28	1:14.345	2:12.538	2	52.366	2:06.773	80	1:34.866	2:11.404	370	1 Lap	2:21.582
9	1:16.341	2:11.916	80	1:15.556	2:11.035	80	1:24.397	2:12.381	28	1:36.395	2:12.269	80	1:46.659	2:13.340
11	1:27.733	2:13.703	10	1:22.633	2:11.879	28	1:25.061	2:14.256	10	1:41.573	2:11.793	28	1:47.736	2:12.888
86	1:28.036	2:12.688	9	1:24.947	2:11.626	10	1:30.715	2:11.622	9	1:45.333	2:12.305	24	1:52.067	2:05.522
24	1:37.508	2:23.524	86	1:38.763	2:13.747	9	1:33.963	2:12.556	24	1:48.092	2:05.922	10	1:52.444	2:12.418
72	1:45.239	2:13.776	11	1:39.135	2:14.422	24	1:43.105	2:06.942	86	2:00.218	2:12.325	9	1:56.044	2:12.258
			24	1:39.703	2:05.215	86	1:48.828	2:13.605						
						11	1:49.977	2:14.382						

2024 GT Cup Championship

RACE 12 - LAP CHART

LAP 11 @ 13:47:15.250	LAP 12 @ 13:49:17.059	LAP 13 @ 13:51:19.060	LAP 14 @ 13:53:19.831	LAP 15 @ 13:55:23.670
NOBEHINDLAP TIME	NOBEHINDLAP TIME	NOBEHINDLAP TIME	NOBEHINDLAP TIME	NOBEHINDLAP TIME
62:00.905	62:01.809	62:02.001	62:00.771	62:03.839 P
861 Lap2:12.780	101 Lap2:15.474 P	241 Lap2:07.421	241 Lap2:05.095	241 Lap2:08.235 P
111 Lap2:13.692	91 Lap2:12.349	801 Lap2:14.106	801 Lap2:13.329	92 Laps4:10.888
9719.5432:03.346	9720.9762:03.242	281 Lap2:13.225	112 Laps3:56.119	3703 Laps4:32.868
9930.2772:04.042	861 Lap2:14.554 P	91 Lap2:14.448 P	281 Lap2:13.335	9730.2542:10.900 P
342.9352:05.432	111 Lap2:15.671 P	9721.4172:02.442	102 Laps4:20.018	112 Laps2:13.968
550.3942:05.212	9932.4502:03.982	9934.1802:03.731	9723.1932:02.547	102 Laps2:12.635
751 Lap2:15.416	345.7062:04.580	348.8802:05.175	862 Laps4:06.928	862 Laps2:11.721
331:06.2952:06.476	553.2472:04.662	555.8012:04.555	9937.2862:03.877	801 Lap2:19.832 P
21:09.2122:06.660	331:11.9772:07.491	331:17.6012:07.625	352.7962:04.687	9941.8022:08.355 P
3701 Lap2:20.627	21:14.4782:07.075	21:18.3412:05.864	559.6322:04.602	281 Lap2:38.219 P
801:57.1952:11.441	751 Lap2:17.143	751 Lap2:14.289	331:27.4872:10.657 P	359.0152:10.058 P
241:57.9342:06.772	3701 Lap2:25.167 P		21:28.2552:10.685 P	51:00.6732:04.880
281:59.5792:12.748			751 Lap2:14.203	751 Lap2:26.977 P
				91 Lap2:12.155
				101 Lap2:12.815
				111 Lap2:13.025
				3702 Laps2:18.065
				861 Lap2:11.436

2024 GT Cup Championship

RACE 12 - LAP CHART

LAP 16 @ 13:58:30.322	LAP 17 @ 14:00:41.265	LAP 18 @ 14:03:12.090	LAP 19 @ 14:05:11.863	LAP 20 @ 14:07:12.195
NOBEHINDLAP TIME	NOBEHINDLAP TIME	NOBEHINDLAP TIME	NOBEHINDLAP TIME	NOBEHINDLAP TIME
52:05.979	52:10.943 P	62:01.098	61:59.773	62:00.332
331 Lap3:56.520	331 Lap2:02.519	21 Lap2:05.306	21 Lap2:04.645	802 Laps2:14.593
21 Lap4:15.877	21 Lap2:04.725	241 Lap2:02.758	241 Lap2:01.003	3703 Laps2:18.713
640.6083:47.260	629.7272:00.062	752 Laps2:15.857	9949.0752:04.227	21 Lap2:04.317
241 Lap4:04.170	752 Laps4:03.483	9944.6212:03.651	9749.9841:59.529	241 Lap2:01.374
991:19.4933:44.343	241 Lap2:01.853	9750.2281:59.113	752 Laps2:16.730	9750.8152:01.163
971:33.3084:09.706	991:11.7952:03.245	51:06.9213:37.746	51:17.7182:10.570 P	9953.8132:05.070
91 Lap2:11.676	971:21.9401:59.575	91 Lap2:11.500	91 Lap2:11.448	752 Laps2:14.275
101 Lap2:11.541	91 Lap2:11.716	101 Lap2:11.306	331:41.0562:02.020	51:42.7532:25.367
861 Lap2:12.245	101 Lap2:11.414	861 Lap2:11.185	101 Lap2:11.101	331:43.1452:02.421
3702 Laps2:16.886	861 Lap2:12.824	331:38.8092:02.280	861 Lap2:11.736	91 Lap2:11.752
801 Lap4:34.096	3702 Laps2:16.553	31:47.5642:09.032	31:56.3302:08.539	101 Lap2:11.163
111 Lap2:32.453 P	801 Lap2:14.173	3702 Laps2:17.128		861 Lap2:11.639
32:10.6694:18.306	332:07.3542:02.262	801 Lap2:15.118		
	32:09.3572:09.631			

2024 GT Cup Championship

RACE 12 - LAP CHART

LAP 21 @ 14:09:13.969	LAP 22 @ 14:11:19.050	LAP 23 @ 14:13:23.499	LAP 24 @ 14:15:30.462
NOBEHINDLAP TIME	NOBEHINDLAP TIME	NOBEHINDLAP TIME	NOBEHINDLAP TIME
62:01.774	62:05.081	62:04.449	62:06.963
31 Lap2:08.819	862 Laps2:12.585	102 Laps2:11.805	92 Laps2:12.423
21 Lap2:04.735	31 Lap2:08.330	31 Lap2:08.290	102 Laps2:11.424
802 Laps2:16.064	21 Lap2:04.598	862 Laps2:13.256	21 Lap2:04.905
3703 Laps2:17.587	241 Lap2:02.791	21 Lap2:04.288	31 Lap2:09.100
241 Lap2:01.752	802 Laps2:16.284	241 Lap2:01.251	862 Laps2:13.255
9748.1461:59.105	3703 Laps2:16.756	9738.3212:00.696	241 Lap2:00.634
9955.4462:03.407	9742.0741:59.009	802 Laps2:15.890	9730.3331:58.975
752 Laps2:14.481	9957.8542:07.489	3703 Laps2:16.797	802 Laps2:17.412
331:44.9802:03.609	752 Laps2:14.094	991:06.3522:12.947	3703 Laps2:16.509
51:46.2302:05.251	331:41.7582:01.859	331:39.4132:02.104	991:21.3632:21.974
91 Lap2:11.836	51:47.4232:06.274	752 Laps2:15.822	331:34.0772:01.627
101 Lap2:11.427	91 Lap2:11.579	51:48.5202:05.546	51:47.7352:06.178
			752 Laps2:16.494

RACE 12 - POSITION CHART WITH INTERMEDIATES

Printed - 14:20 Sunday, 28 July 2024

RACE 12 - POSITION CHART WITH INTERMEDIATES

Printed - 14:20 Sunday, 28 July 2024

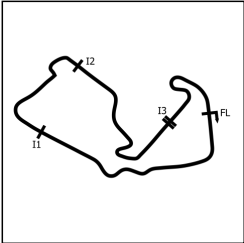
2024 GT Cup Championship

RACE 12 - POSITION CHART WITH INTERMEDIATES

		Lap																																	
No	Name	Pos	L16 - Int1-M	L16 - Int2-M	L16 - Int3-M	L17 - Finish	L17 - Int1-M	L17 - Int2-M	L17 - Int3-M	L18 - Finish	L18 - Int1-M	L18 - Int2-M	L18 - Int3-M	L19 - Finish	L19 - Int1-M	L19 - Int2-M	L19 - Int3-M	L20 - Finish	L20 - Int1-M	L20 - Int2-M	L20 - Int3-M	L21 - Finish	L21 - Int1-M	L21 - Int2-M	L21 - Int3-M	L22 - Finish	L22 - Int1-M	L22 - Int2-M	L22 - Int3-M	L23 - Finish	L23 - Int1-M	L23 - Int2-M	L23 - Int3-M	L24 - Finish	
6	Team Abba Racing	1	5	5	5	6	6	6	6	6	6	6	6	6	6	6	6	6	6	6	6	6	6	6	6	6	6	6	6	6	6	6	6	6	
97	Beechdean Motorsport	2	6	6	6	99	99	99	99	99	99	99	99	99	99	97	97	97	97	97	97	97	97	97	97	97	97	97	97	97	97	97	97	97	
99	Tim Gray Motorsport	3	99	99	99	97	97	97	97	97	97	97	97	97	99	99	99	99	99	99	99	99	99	99	99	99	99	99	99	99	99	99	99	99	
5	CTR Developments	4	97	97	97	33	5	5	5	5	5	5	5	33	5	5	5	5	5	5	33	33	33	33	33	33	33	33	33	33	33	33	33	33	33
24	Greystone GT	5	3	3	33	3	33	33	33	33	33	33	33	3	33	33	33	33	33	33	5	5	5	5	5	5	5	5	5	5	5	5	5	5	5
33	G-Cat Racing	6	33	33	3	2	3	3	3	3	3	3	3	2	3	3	3	3	3	3	3	3	3	3	3	3	3	3	3	2	2				
2	Topcats Racing	7	2	2	2	24	2	2	2	2	2	2	2	24	2	2	2	2	2	2	2	2	2	2	2	2	2	2	2	2	3	3			
3	Topcats Racing	8	24	24	24	9	24	24	24	24	24	24	24	9	24	24	24	24	24	24	24	24	24	24	24	24	24	24	24	24	24	24			
28	Kendall Developments	9	9	9	9	10	9	9	9	9	9	9	9	10	9	9	9	9	9	9	9	9	9	9	9	9	9								
62	Woodrow Motorsport	10	10	10	10	86	10	10	10	10	10	10	10	86	10	10	10	10	10	10	10	10	10	10	10	10	10								
80	Team Trofeo Racing	11	86	80	86	86	86	86	86	86	86	80	86	86	86	86	86	86	86	86	86	86	86	86	86										
72	Woodrow Motorsport	12	80	75	80	80	80	80	80	80	80	75	80	80	80	80	80	80	80	80	80	80	80	80	80										
10	Forsetti Motorsport	13	370	75	75	75	75	75	75	75	370	75	75	75	75	75	75	75	75	75	75	75	75	75											
9	Forsetti Motorsport	14	370	370	370	370	370	370	370	370	370	370	370	370	370	370	370																		
75	Team Parker Racing	15																																	
86	SVG Motorsport	16																																	
11	Paddock Motorsport	17																																	
370	Jolt Racing	18																																	
40	Woodrow Motorsport	19																																	

2024 GT Cup Championship

RACE 12 - SECTOR ANALYSIS



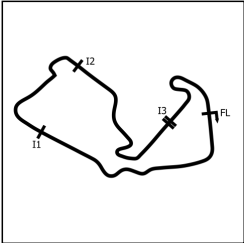
SECTOR 1 = FL to I1, SECTOR 2 = I1 to I2, SECTOR 3 = I2 to I3, SECTOR 4 = I3 to FL, DIFF = Difference To Personal Best Lap, P = Crossed Finish Line in Pit Lane, D = Time Disallowed

P1		6 GTO		Team Abba Racing				Mercedes AMG GT3					
IDEAL LAP TIME : 1:59.348				BEST LAP TIME : 1:59.773				DIFFERENCE : 0.425					
D1: Richard NEARY				D2: Ian LOGGIE									
LAP	SECTOR 1		SECTOR 2		SECTOR 3		SECTOR 4		LAP TIME	MPH	DIFF	TIME OF DAY	
1 - D1		153.2	25.565	115.9	35.915	156.7	22.528	141.4	2:03.107	107.04	3.334	13:27:00.838	
2 - D1	36.585	153.9	25.361	115.9	35.740	156.4	22.656	141.1	2:00.342	109.50	0.569	13:29:01.180	
3 - D1	36.585	152.5	26.091	110.0	36.029	157.1	22.849	142.0	2:01.554	108.41	1.781	13:31:02.734	
4 - D1	36.269	152.8	25.634	116.1	36.160	156.0	22.746	141.4	2:00.809	109.07	1.036	13:33:03.543	
5 - D1	36.443	153.9	25.674	113.9	36.019	158.2	22.637	142.0	2:00.773	109.11	1.000	13:35:04.316	
6 - D1	36.405	154.6	25.698	114.5	36.038	157.5	22.846	142.3	2:00.987	108.91	1.214	13:37:05.303	
7 - D1	37.257	153.2	26.181	109.2	36.719	156.7	22.863	139.3	2:03.020	107.11	3.247	13:39:08.323	
8 - D1	36.711	153.5	25.655	114.7	38.228	154.9	22.946	140.8	2:03.540	106.66	3.767	13:41:11.863	
9 - D1	36.826	154.2	25.517	114.1	35.834	156.4	22.758	142.0	2:00.935	108.96	1.162	13:43:12.798	
10 - D1	36.627	153.5	25.488	115.3	35.856	157.1	23.576	141.4	2:01.547	108.41	1.774	13:45:14.345	
11 - D1	36.590	153.9	25.408	115.7	36.074	157.9	22.833	141.1	2:00.905	108.99	1.132	13:47:15.250	
12 - D1	36.269	156.0	25.857	115.3	36.816	154.9	22.867	142.3	2:01.809	108.18	2.036	13:49:17.059	
13 - D1	36.987	156.0	25.956	114.3	36.331	154.9	22.727	142.9	2:02.001	108.01	2.228	13:51:19.060	
14 - D1	36.394	152.8	25.367	115.3	36.263	155.3	22.747	143.5	2:00.771	109.11	0.998	13:53:19.831	
15 - D1	36.538	153.2	26.133	110.0	36.666	155.7	IN PIT		2:03.839	P 106.41	4.066	13:55:23.670	
16 - D1	OUTLAP	152.8	26.004	109.6	36.388	156.4	22.720	142.9	3:47.260	57.98	1:47.487	13:59:10.930	
17 - D1	36.168	156.4	25.581	117.7	35.710	157.1	22.603	142.6	2:00.062	(2) 109.75	0.289	14:01:10.992	
18 - D1	36.028	157.1	26.099	114.9	36.352	156.0	22.619	143.5	2:01.098	108.81	1.325	14:03:12.090	
19 - D1	36.071	153.9	25.374	117.5	35.759	156.4	22.569	142.9	1:59.773 (1)	110.02		14:05:11.863	
20 - D1	35.759	157.1	25.351	115.1	36.130	156.7	23.092	137.0	2:00.332	(3) 109.51	0.559	14:07:12.195	
21 - D1	36.709	154.2	25.477	115.7	36.467	157.9	23.121	140.5	2:01.774	108.21	2.001	14:09:13.969	
22 - D1	38.042	152.5	26.626	114.1	37.151	157.5	23.262	140.8	2:05.081	105.35	5.308	14:11:19.050	
23 - D1	37.312	156.0	26.694	111.6	37.050	154.9	23.393	143.2	2:04.449	105.88	4.676	14:13:23.499	
24 - D1	38.486	152.5	26.562	111.1	37.641	153.5	24.274	133.3	2:06.963	103.79	7.190	14:15:30.462	

P2		97 GT3		Beechdean Motorsport				Aston Martin Vantage GT3					
IDEAL LAP TIME : 1:58.846				BEST LAP TIME : 1:58.975				DIFFERENCE : 0.129					
D1: Andrew HOWARD				D2: Darren TURNER (PRO) (IN)									
LAP	SECTOR 1		SECTOR 2		SECTOR 3		SECTOR 4		LAP TIME	MPH	DIFF	TIME OF DAY	
1 - D1		150.8	26.444	109.8	36.853	151.8	23.133	137.5	2:07.771	103.13	8.796	13:27:05.502	
2 - D1	36.842	151.4	25.825	113.1	36.579	152.1	22.980	137.8	2:02.226	107.81	3.251	13:29:07.728	
3 - D1	36.982	151.8	27.142	104.8	37.033	151.8	23.063	137.8	2:04.220	106.08	5.245	13:31:11.948	
4 - D1	36.882	152.1	26.052	110.0	36.490	152.1	23.086	137.5	2:02.510	107.56	3.535	13:33:14.458	
5 - D1	36.834	151.8	25.855	114.9	36.902	151.8	23.525	137.2	2:03.116	107.03	4.141	13:35:17.574	
6 - D1	37.559	151.1	26.156	113.9	36.284	151.8	23.030	137.8	2:03.029	107.11	4.054	13:37:20.603	
7 - D1	36.600	151.4	26.215	114.5	36.922	151.1	23.017	137.8	2:02.754	107.35	3.779	13:39:23.357	
8 - D1	37.001	151.8	26.022	113.5	37.268	151.4	23.428	137.5	2:03.719	106.51	4.744	13:41:27.076	
9 - D1	36.698	151.8	25.830	112.9	36.377	151.8	22.991	138.1	2:01.896	108.10	2.921	13:43:28.972	
10 - D1	36.749	151.4	25.904	113.7	36.599	151.8	23.223	137.8	2:02.475	107.59	3.500	13:45:31.447	
11 - D1	37.011	151.4	26.313	111.2	36.776	151.8	23.246	138.1	2:03.346	106.83	4.371	13:47:34.793	
12 - D1	36.683	153.5	26.565	109.2	36.823	152.5	23.171	137.8	2:03.242	106.92	4.267	13:49:38.035	
13 - D1	37.067	150.8	25.811	113.9	36.390	151.4	23.174	138.4	2:02.442	107.62	3.467	13:51:40.477	
14 - D1	36.633	152.8	25.861	112.4	36.842	150.1	23.211	139.3	2:02.547	107.53	3.572	13:53:43.024	
15 - D1	38.739	151.8	26.895	109.1	37.347	149.7	IN PIT		2:10.900	P 100.67	11.925	13:55:53.924	
16 - D1	OUTLAP	151.1	25.473	117.1	35.750	152.5	22.443	139.3	4:09.706	52.77	2:10.731	14:00:03.630	
17 - D1	36.367	151.1	25.032	117.1	35.758	151.8	22.418	139.6	1:59.575	110.20	0.600	14:02:03.205	
18 - D1	35.911	151.4	25.006	117.1	35.729	152.8	22.467	139.9	1:59.113	110.63	0.138	14:04:02.318	
19 - D1	36.053	151.8	25.014	117.5	36.037	152.8	22.425	139.9	1:59.529	110.24	0.554	14:06:01.847	
20 - D1	36.734	152.1	26.129	116.9	35.778	153.2	22.522	139.0	2:01.163	108.76	2.188	14:08:03.010	
21 - D1	35.929	152.5	24.960	117.9	35.711	153.2	22.505	139.3	1:59.105	(3) 110.64	0.130	14:10:02.115	
22 - D1	36.008	152.1	25.012	116.7	35.623	153.9	22.366	139.9	1:59.009	(2) 110.72	0.034	14:12:01.124	
23 - D1	36.278	152.5	25.674	109.2	36.227	153.9	22.517	139.6	2:00.696	109.18	1.721	14:14:01.820	
24 - D1	35.903	152.8	24.994	117.5	35.718	153.9	22.360	139.9	1:58.975 (1)	110.76		14:16:00.795	

2024 GT Cup Championship

RACE 12 - SECTOR ANALYSIS



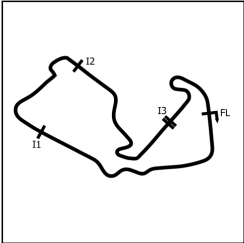
SECTOR 1 = FL to I1, SECTOR 2 = I1 to I2 SECTOR 3 = I2 to I3, SECTOR 4 = I3 to FL, DIFF = Difference To Personal Best Lap, P = Crossed Finish Line in Pit Lane, D = Time Disallowed

P3 99 GTO Tim Gray Motorsport										Radical RXC					
IDEAL LAP TIME : 2:02.277					BEST LAP TIME : 2:02.544					DIFFERENCE : 0.267					
D1: Steve BURGESS															
LAP		SECTOR 1		SECTOR 2		SECTOR 3		SECTOR 4		LAP TIME		MPH	DIFF	TIME OF DAY	
1 - D1		159.7		26.230 114.1		36.694 159.7		23.127 144.5		2:06.365		104.28	3.821	13:27:04.096	
2 - D1		36.878	160.5	25.876	115.7	36.599	159.7	23.191	144.5	2:02.544 (1)	107.53			13:29:06.640	
3 - D1		36.794	160.5	26.624	111.2	37.081	159.0	23.150	144.5	2:03.649	106.57	1.105		13:31:10.289	
4 - D1		36.675	162.4	26.139	113.5	36.849	158.6	23.248	144.5	2:02.911 (2)	107.21	0.367		13:33:13.200	
5 - D1		36.959	160.5	26.252	112.9	36.978	158.6	23.720	143.2	2:03.909	106.35	1.365		13:35:17.109	
6 - D1		37.551	159.4	27.652	113.3	37.313	159.0	23.474	145.4	2:05.990	104.59	3.446		13:37:23.099	
7 - D1		37.000	161.3	26.275	112.2	36.980	160.1	23.770	144.8	2:04.025	106.25	1.481		13:39:27.124	
8 - D1		37.555	159.7	26.433	113.1	37.086	159.4	23.605	144.2	2:04.679	105.69	2.135		13:41:31.803	
9 - D1		37.697	161.7	26.369	113.7	37.210	159.0	23.635	145.4	2:04.911	105.49	2.367		13:43:36.714	
10 - D1		37.353	161.7	26.508	111.8	37.179	159.7	23.731	144.2	2:04.771	105.61	2.227		13:45:41.485	
11 - D1		37.319	161.3	26.176	114.9	37.005	159.4	23.542	144.5	2:04.042	106.23	1.498		13:47:45.527	
12 - D1		37.150	161.3	26.354	113.5	37.061	159.4	23.417	145.1	2:03.982	106.28	1.438		13:49:49.509	
13 - D1		37.293	160.9	26.215	113.5	36.836	158.6	23.387	144.8	2:03.731	106.50	1.187		13:51:53.240	
14 - D1		36.995	161.3	26.333	114.1	37.147	157.9	23.402	145.8	2:03.877	106.37	1.333		13:53:57.117	
15 - D1		38.300	161.7	26.370	113.3	37.235	158.2	IN PIT		2:08.355 P	102.66	5.811		13:56:05.472	
16 - D1		OUTLAP		157.9	26.419	110.9	37.342	157.9	23.619	144.2	3:44.343	58.73	1:41.799		13:59:49.815
17 - D1		36.986	161.3	26.306	114.7	36.788	159.0	23.165	146.4	2:03.245 (3)	106.92	0.701		14:01:53.060	
18 - D1		36.749	160.5	26.398	113.7	36.995	159.4	23.509	145.4	2:03.651	106.57	1.107		14:03:56.711	
19 - D1		37.059	162.4	26.489	109.2	37.271	159.4	23.408	145.1	2:04.227	106.07	1.683		14:06:00.938	
20 - D1		37.199	161.7	27.212	112.4	37.086	160.1	23.573	145.1	2:05.070	105.36	2.526		14:08:06.008	
21 - D1		36.958	160.5	26.118	113.1	37.003	160.1	23.328	145.4	2:03.407	106.78	0.863		14:10:09.415	
22 - D1		36.988	161.7	26.629	112.2	39.612	152.1	24.260	145.4	2:07.489	103.36	4.945		14:12:16.904	
23 - D1		38.421	156.7	28.409	109.8	39.985	129.0	26.132	110.3	2:12.947	99.12	10.403		14:14:29.851	
24 - D1		42.547	128.3	30.829	103.5	41.202	115.5	27.396	104.3	2:21.974	92.81	19.430		14:16:51.825	

P4 33 GT3 G-Cat Racing										Porsche 911 GTR GT3					
IDEAL LAP TIME : 2:01.161					BEST LAP TIME : 2:01.627					DIFFERENCE : 0.466					
D1: Shamus JENNINGS D2: Greg CATON															
LAP		SECTOR 1		SECTOR 2		SECTOR 3		SECTOR 4		LAP TIME		MPH	DIFF	TIME OF DAY	
1 - D1		145.2		27.198 109.8		38.054 149.7		24.395 136.1		2:13.493		98.71	11.866	13:27:11.224	
2 - D1		39.482	147.1	27.599	102.2	38.532	149.1	23.993	136.7	2:09.606	101.67	7.979		13:29:20.830	
3 - D1		38.487	147.8	27.669	109.1	38.095	150.4	23.887	136.1	2:08.138	102.84	6.511		13:31:28.968	
4 - D1		38.474	149.1	27.295	110.5	38.252	148.4	23.526	137.2	2:07.547	103.31	5.920		13:33:36.515	
5 - D1		38.336	147.4	26.582	110.5	37.282	150.4	23.759	136.4	2:05.959	104.61	4.332		13:35:42.474	
6 - D1		38.369	147.1	26.754	109.8	37.609	150.1	23.808	136.1	2:06.540	104.13	4.913		13:37:49.014	
7 - D1		38.097	149.1	26.641	111.1	38.086	150.4	23.864	135.8	2:06.688	104.01	5.061		13:39:55.702	
8 - D1		38.203	148.4	26.789	110.5	37.543	150.4	23.888	137.0	2:06.423	104.23	4.796		13:42:02.125	
9 - D1		38.068	147.8	26.756	110.3	37.736	150.1	23.612	136.1	2:06.172	104.44	4.545		13:44:08.297	
10 - D1		38.577	148.1	26.835	110.9	37.646	150.4	23.714	136.7	2:06.772	103.94	5.145		13:46:15.069	
11 - D1		38.381	147.8	26.711	112.0	37.615	150.8	23.769	135.5	2:06.476	104.19	4.849		13:48:21.545	
12 - D1		38.357	147.4	27.055	109.1	38.202	149.7	23.877	137.0	2:07.491	103.36	5.864		13:50:29.036	
13 - D1		38.452	147.4	27.024	110.9	38.126	148.4	24.023	136.1	2:07.625	103.25	5.998		13:52:36.661	
14 - D1		38.326	147.4	26.917	110.1	38.107	149.1	IN PIT		2:10.657 P	100.85	9.030		13:54:47.318	
15 - D2		OUTLAP		146.8	26.024	111.2	36.915	149.4	23.020	137.8	3:56.520	55.71	1:54.893		13:58:43.838
16 - D2		37.241	149.1	25.809	114.9	36.684	149.4	22.785	138.1	2:02.519	107.55	0.892		14:00:46.357	
17 - D2		37.279	147.8	25.380	115.3	36.807	149.7	22.796	138.1	2:02.262	107.78	0.635		14:02:48.619	
18 - D2		37.874	148.7	25.424	114.7	36.254	150.4	22.728	138.4	2:02.280	107.76	0.653		14:04:50.899	
19 - D2		36.816	149.1	25.922	114.3	36.454	150.4	22.828	137.8	2:02.020 (3)	107.99	0.393		14:06:52.919	
20 - D2		37.130	148.1	25.449	114.9	36.773	151.4	23.069	138.1	2:02.421	107.64	0.794		14:08:55.340	
21 - D2		37.200	149.7	26.330	112.2	36.966	151.4	23.113	137.8	2:03.609	106.60	1.982		14:10:58.949	
22 - D2		37.266	148.7	25.378	115.5	36.392	151.1	22.823	137.8	2:01.859 (2)	108.13	0.232		14:13:00.808	
23 - D2		37.378	146.8	25.457	115.3	36.430	150.8	22.839	137.8	2:02.104	107.92	0.477		14:15:02.912	
24 - D2		37.203	146.8	25.450	114.3	36.239	150.4	22.735	139.0	2:01.627 (1)	108.34			14:17:04.539	

2024 GT Cup Championship

RACE 12 - SECTOR ANALYSIS



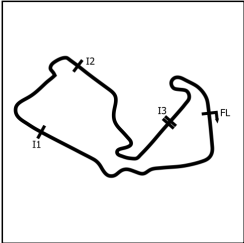
SECTOR 1 = FL to I1, SECTOR 2 = I1 to I2, SECTOR 3 = I2 to I3, SECTOR 4 = I3 to FL, DIFF = Difference To Personal Best Lap, P = Crossed Finish Line in Pit Lane, D = Time Disallowed

P5 5 GTO CTR Developments												Porsche 935	
IDEAL LAP TIME : 2:03.639				BEST LAP TIME : 2:03.842				DIFFERENCE : 0.203					
D1: Richard CHAMBERLAIN													
LAP	SECTOR 1		SECTOR 2		SECTOR 3		SECTOR 4		LAP TIME	MPH	DIFF	TIME OF DAY	
1 - D1		153.2	28.601	105.6	37.984	151.1	24.120	138.7	2:12.185	99.69	8.343	13:27:09.916	
2 - D1	39.871	159.4	27.799	101.9	38.158	157.9	23.666	145.1	2:09.494	101.76	5.652	13:29:19.410	
3 - D1	38.228	160.9	27.869	111.2	38.173	157.5	23.803	143.5	2:08.073	102.89	4.231	13:31:27.483	
4 - D1	37.995	161.7	26.714	113.1	37.443	157.5	23.864	144.8	2:06.016	104.57	2.174	13:33:33.499	
5 - D1	37.639	161.3	26.395	113.1	37.328	157.9	23.607	145.1	2:04.969	105.44	1.127	13:35:38.468	
6 - D1	37.161	161.7	26.369	113.5	36.980	158.6	23.332	144.8	2:03.842 (1)	106.40		13:37:42.310	
7 - D1	37.130	162.0	26.496	114.3	37.603	158.2	23.391	145.1	2:04.620	105.74	0.778	13:39:46.930	
8 - D1	37.051	161.3	26.406	112.4	37.216	159.0	23.508	145.4	2:04.181 (2)	106.11	0.339	13:41:51.111	
9 - D1	37.031	163.6	26.540	114.5	37.227	157.5	23.716	145.8	2:04.514 (3)	105.83	0.672	13:43:55.625	
10 - D1	37.057	162.4	26.478	108.5	37.671	156.4	23.601	145.4	2:04.807	105.58	0.965	13:46:00.432	
11 - D1	37.696	160.9	26.664	112.9	37.292	160.1	23.560	145.1	2:05.212	105.24	1.370	13:48:05.644	
12 - D1	37.248	164.0	26.407	113.9	37.355	159.7	23.652	146.7	2:04.662	105.70	0.820	13:50:10.306	
13 - D1	37.336	163.2	26.382	113.7	37.171	157.5	23.666	146.1	2:04.555	105.79	0.713	13:52:14.861	
14 - D1	37.174	162.8	26.297	115.5	37.455	157.9	23.676	146.7	2:04.602	105.75	0.760	13:54:19.463	
15 - D1	37.308	163.6	26.585	113.9	37.252	156.4	23.735	147.1	2:04.880	105.52	1.038	13:56:24.343	
16 - D1	37.315	163.2	27.117	113.7	37.958	157.5	23.589	146.4	2:05.979	104.60	2.137	13:58:30.322	
17 - D1	37.550	162.0	26.862	110.9	37.247	157.1	IN PIT		2:10.943 P	100.63	7.101	14:00:41.265	
18 - D1	OUTLAP	157.5	27.474	112.0	37.932	155.7	23.651	145.1	3:37.746	60.51	1:33.904	14:04:19.011	
19 - D1	38.351	161.7	26.879	114.7	37.675	155.7	IN PIT		2:10.570 P	100.92	6.728	14:06:29.581	
20 - D1	OUTLAP	160.1	27.049	111.2	37.666	156.7	23.582	144.2	2:25.367	90.65	21.525	14:08:54.948	
21 - D1	37.030	159.4	26.556	111.8	38.023	154.9	23.642	144.2	2:05.251	105.21	1.409	14:11:00.199	
22 - D1	37.154	161.7	26.893	113.1	38.279	149.7	23.948	143.9	2:06.274	104.35	2.432	14:13:06.473	
23 - D1	37.803	159.7	26.382	112.5	37.466	156.4	23.895	143.9	2:05.546	104.96	1.704	14:15:12.019	
24 - D1	37.660	160.9	26.692	111.4	38.007	156.0	23.819	142.0	2:06.178	104.43	2.336	14:17:18.197	

P6		2 GTC		Topcats Racing				Lamborghini Super Trofeo				
IDEAL LAP TIME : 2:04.033				BEST LAP TIME : 2:04.288				DIFFERENCE : 0.255				
D1: Charlotte GILBERT				D2: Tom RAWLINGS (PS)								
LAP	SECTOR 1		SECTOR 2		SECTOR 3		SECTOR 4		LAP TIME	MPH	DIFF	TIME OF DAY
1 - D1		154.2	27.512	106.1	38.303	152.8	24.378	138.7	2:13.137	98.97	8.849	13:27:10.868
2 - D1	38.985	153.2	28.212	100.3	38.175	153.2	24.221	138.7	2:09.593	101.68	5.305	13:29:20.461
3 - D1	38.423	154.9	27.499	106.1	37.950	153.9	24.400	138.4	2:08.272	102.73	3.984	13:31:28.733
4 - D1	38.276	154.6	27.211	106.8	38.463	153.2	24.526	137.5	2:08.476	102.57	4.188	13:33:37.209
5 - D1	38.157	154.6	27.098	109.4	37.669	153.9	23.935	139.6	2:06.859	103.87	2.571	13:35:44.068
6 - D1	38.280	153.9	26.808	111.2	37.529	153.9	23.985	139.0	2:06.602	104.08	2.314	13:37:50.670
7 - D1	38.202	153.9	27.172	110.1	37.456	154.6	23.956	139.0	2:06.786	103.93	2.498	13:39:57.456
8 - D1	38.062	154.2	27.016	110.0	37.573	152.1	24.122	139.6	2:06.773	103.94	2.485	13:42:04.229
9 - D1	37.953	153.9	27.218	105.6	37.718	154.6	24.025	139.0	2:06.914	103.83	2.626	13:44:11.143
10 - D1	38.207	153.9	26.989	110.3	37.557	154.2	23.906	139.9	2:06.659	104.04	2.371	13:46:17.802
11 - D1	37.879	153.2	27.320	111.2	37.387	154.6	24.074	139.6	2:06.660	104.04	2.372	13:48:24.462
12 - D1	37.931	154.6	27.154	107.2	37.987	151.8	24.003	140.5	2:07.075	103.70	2.787	13:50:31.537
13 - D1	37.844	155.3	26.752	112.5	37.359	153.2	23.909	139.9	2:05.864	104.69	1.576	13:52:37.401
14 - D1	38.101	153.9	26.924	111.2	38.006	150.8	IN PIT		2:10.685 P	100.83	6.397	13:54:48.086
15 - D1	OUTLAP	153.5	26.431	109.6	37.160	153.2	23.619	140.2	4:15.877	51.50	2:11.589	13:59:03.963
16 - D1	37.708	154.6	26.422	110.3	37.202	153.9	23.393	140.8	2:04.725	105.65	0.437	14:01:08.688
17 - D1	37.578	154.9	26.677	110.0	37.666	153.5	23.385	140.8	2:05.306	105.16	1.018	14:03:13.994
18 - D1	37.514	155.7	26.673	110.9	36.955	154.9	23.503	140.8	2:04.645	105.72	0.357	14:05:18.639
19 - D1	37.361	154.9	26.387	110.9	37.110	154.2	23.459	140.5	2:04.317 (2)	106.00	0.029	14:07:22.956
20 - D1	37.510	153.9	26.823	106.3	37.060	153.9	23.342	140.5	2:04.735	105.64	0.447	14:09:27.691
21 - D1	37.474	154.9	26.582	109.2	37.063	154.9	23.479	140.8	2:04.598 (3)	105.76	0.310	14:11:32.289
22 - D1	37.543	156.0	26.460	109.6	36.947	156.0	23.338	141.1	2:04.288 (1)	106.02		14:13:36.577
23 - D1	37.602	155.7	26.450	110.9	37.066	155.7	23.787	140.8	2:04.905	105.50	0.617	14:15:41.482

2024 GT Cup Championship

RACE 12 - SECTOR ANALYSIS



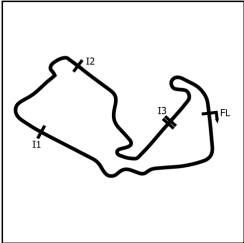
SECTOR 1 = FL to I1, SECTOR 2 = I1 to I2, SECTOR 3 = I2 to I3, SECTOR 4 = I3 to FL, DIFF = Difference To Personal Best Lap, P = Crossed Finish Line in Pit Lane, D = Time Disallowed

P7 3 GTC		Topcats Racing					Lamborghini Super Trofeo						
IDEAL LAP TIME : 2:04.153				BEST LAP TIME : 2:04.169				DIFFERENCE : 0.016					
D1: Warren GILBERT				D2: Fraser FENWICK									
LAP	SECTOR 1		SECTOR 2		SECTOR 3		SECTOR 4		LAP TIME	MPH	DIFF	TIME OF DAY	
1 - D1		154.2	27.001	110.5	37.521	153.9	23.402	139.9	2:09.861	101.47	5.692	13:27:07.592	
2 - D1	37.676	154.6	26.366	111.6	37.087	154.2	23.468	139.6	2:04.597	105.76	0.428	13:29:12.189	
3 - D1	37.897	156.0	26.816	109.4	37.584	154.6	23.477	140.5	2:05.774	104.77	1.605	13:31:17.963	
4 - D1	37.959	155.7	26.884	108.9	37.403	154.9	23.452	140.2	2:05.698	104.83	1.529	13:33:23.661	
5 - D1	37.806	154.9	26.791	110.3	37.432	154.9	23.439	140.5	2:05.468	105.02	1.299	13:35:29.129	
6 - D1	37.583	154.6	26.360	111.1	37.120	154.6	23.329	140.2	2:04.392 (2)	105.93	0.223	13:37:33.521	
7 - D1	37.514	155.3	26.318	112.0	37.048	155.3	23.289	140.2	2:04.169 (1)	106.12		13:39:37.690	
8 - D1	37.518	154.6	26.406	111.6	37.346	154.6	23.484	140.5	2:04.754	105.63	0.585	13:41:42.444	
9 - D1	37.649	154.6	26.573	110.5	37.377	154.6	23.480	141.1	2:05.079	105.35	0.910	13:43:47.523	
10 - D1	37.677	154.6	26.482	112.2	37.537	154.6	23.534	140.2	2:05.230	105.22	1.061	13:45:52.753	
11 - D1	37.794	154.6	26.590	112.0	37.444	154.9	23.604	139.9	2:05.432	105.05	1.263	13:47:58.185	
12 - D1	37.650	155.3	26.495	111.4	37.032	154.6	23.403	139.6	2:04.580 (3)	105.77	0.411	13:50:02.765	
13 - D1	37.804	154.2	26.551	111.6	37.402	153.5	23.418	140.5	2:05.175	105.27	1.006	13:52:07.940	
14 - D1	37.672	154.2	26.478	111.4	37.221	153.9	23.316	141.1	2:04.687	105.68	0.518	13:54:12.627	
15 - D1	37.663	154.6	26.333	110.1	37.575	153.9	IN PIT		2:10.058 P	101.32	5.889	13:56:22.685	
16 - D1	OUTLAP	151.8	27.641	108.9	38.741	149.4	24.352	132.8	4:18.306	51.01	2:14.137	14:00:40.991	
17 - D1	39.634	151.4	27.314	107.2	38.733	150.8	23.950	137.0	2:09.631	101.65	5.462	14:02:50.622	
18 - D1	38.622	152.8	27.678	107.2	38.625	150.4	24.107	137.2	2:09.032	102.12	4.863	14:04:59.654	
19 - D1	38.757	152.5	27.356	107.7	38.484	150.8	23.942	139.3	2:08.539	102.51	4.370	14:07:08.193	
20 - D1	38.141	153.5	27.073	108.4	39.223	150.8	24.382	137.0	2:08.819	102.29	4.650	14:09:17.012	
21 - D1	38.430	152.5	27.078	107.2	38.769	151.1	24.053	139.3	2:08.330	102.68	4.161	14:11:25.342	
22 - D1	38.660	152.8	27.359	108.4	38.320	152.1	23.951	138.1	2:08.290	102.71	4.121	14:13:33.632	
23 - D1	38.718	153.2	27.483	106.3	39.010	152.8	23.889	139.0	2:09.100	102.07	4.931	14:15:42.732	

P8 24 GT3		Greystone GT						McLaren 720S GT3					
IDEAL LAP TIME : 2:00.515				BEST LAP TIME : 2:00.634				DIFFERENCE : 0.119					
D1: Andrey BORODIN				D2: Ed PEAD (PRO) (INV)									
LAP	SECTOR 1		SECTOR 2		SECTOR 3		SECTOR 4		LAP TIME	MPH	DIFF	TIME OF DAY	
1 - D1		150.8	26.972	112.5	38.389	146.2	24.220	135.0	2:12.007	99.82	11.373	13:27:09.738	
2 - D1	37.453	149.1	38.985	88.7	37.959	148.7	23.364	135.0	2:17.761	95.65	17.127	13:29:27.499	
3 - D1	37.581	148.7	27.541	109.4	37.624	149.4	24.427	135.3	2:07.173	103.62	6.539	13:31:34.672	
4 - D1	39.782	149.4	56.310	110.9	38.014	147.8	23.636	134.4	2:37.742	83.54	37.108	13:34:12.414	
5 - D1	37.526	149.1	26.589	112.9	38.585	146.2	24.173	132.8	2:06.873	103.86	6.239	13:36:19.287	
6 - D1	37.472	148.1	26.401	113.3	37.217	150.4	42.434	134.4	2:23.524	91.81	22.890	13:38:42.811	
7 - D1	37.763	148.4	26.556	110.5	37.594	149.1	23.302	136.4	2:05.215	105.24	4.581	13:40:48.026	
8 - D1	39.229	148.4	26.521	111.4	37.687	148.7	23.505	135.3	2:06.942	103.80	6.308	13:42:54.968	
9 - D1	37.881	149.4	26.756	111.8	37.967	149.7	23.318	136.4	2:05.922	104.65	5.288	13:45:00.890	
10 - D1	37.596	150.1	26.802	111.8	37.308	150.1	23.816	134.7	2:05.522	104.98	4.888	13:47:06.412	
11 - D1	37.247	150.4	26.697	110.7	38.270	150.4	24.558	134.7	2:06.772	103.94	6.138	13:49:13.184	
12 - D1	38.153	149.1	26.814	112.0	39.163	148.4	23.291	136.7	2:07.421	103.41	6.787	13:51:20.605	
13 - D1	37.636	149.4	26.626	114.3	37.425	148.7	23.408	136.7	2:05.095	105.34	4.461	13:53:25.700	
14 - D1	37.562	149.1	26.816	112.4	37.360	148.4	IN PIT		2:08.235	P 102.76	7.601	13:55:33.935	
15 - D1	OUTLAP	146.5	25.847	112.5	36.708	148.4	22.964	136.1	4:04.170	53.96	2:03.536	13:59:38.105	
16 - D1	37.191	147.8	25.547	113.3	36.374	148.4	22.741	136.7	2:01.853	108.14	1.219	14:01:39.958	
17 - D1	36.969	148.7	26.043	112.9	36.856	148.1	22.890	136.4	2:02.758	107.34	2.124	14:03:42.716	
18 - D1	36.749	148.4	25.430	113.7	36.248	148.7	22.576	137.0	2:01.003	(2) 108.90	0.369	14:05:43.719	
19 - D1	36.455	148.1	25.444	114.1	36.370	149.1	23.105	136.1	2:01.374	108.57	0.740	14:07:45.093	
20 - D1	36.972	148.7	25.594	114.9	36.231	149.1	22.955	136.7	2:01.752	108.23	1.118	14:09:46.845	
21 - D1	36.898	148.4	25.769	113.5	36.983	150.4	23.141	135.5	2:02.791	107.31	2.157	14:11:49.636	
22 - D1	36.874	148.7	25.512	114.7	36.155	149.7	22.710	137.0	2:01.251	(3) 108.68	0.617	14:13:50.887	
23 - D1	36.561	149.1	25.397	115.1	36.087	150.1	22.589	137.5	2:00.634	(1) 109.23		14:15:51.521	

2024 GT Cup Championship

RACE 12 - SECTOR ANALYSIS



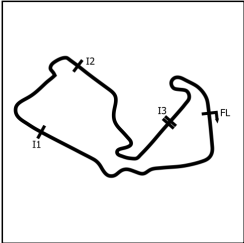
SECTOR 1 = FL to I1, SECTOR 2 = I1 to I2, SECTOR 3 = I2 to I3, SECTOR 4 = I3 to FL, DIFF = Difference To Personal Best Lap, P = Crossed Finish Line in Pit Lane, D = Time Disallowed

P9 9 GTH Forsetti Motorsport													Aston Martin Vantage GT4			
IDEAL LAP TIME : 2:11.181					BEST LAP TIME : 2:11.448					DIFFERENCE : 0.267						
D1: Matthew HIGGINS					D2: Mikey PORTER (PS)											
LAP		SECTOR 1		SECTOR 2		SECTOR 3		SECTOR 4		LAP TIME	MPH	DIFF	TIME OF DAY			
1 - D2		140.3		30.533	93.4	41.575	137.7	24.683	125.5	2:23.448	91.86	12.000	13:27:21.179			
2 - D2	41.038	139.5		27.531	103.8	39.379	138.0	24.484	125.5	2:12.432	99.50	0.984	13:29:33.611			
3 - D2	40.087	140.1		27.662	103.7	39.381	138.3	24.832	125.5	2:11.962	99.86	0.514	13:31:45.573			
4 - D2	40.087	141.2		27.638	103.7	39.610	138.3	24.500	125.7	2:11.835	99.95	0.387	13:33:57.408			
5 - D2	40.188	139.8		27.614	104.0	39.619	137.7	24.899	125.5	2:12.320	99.59	0.872	13:36:09.728			
6 - D2	40.301	139.2		27.585	104.3	39.408	138.6	24.622	125.2	2:11.916	99.89	0.468	13:38:21.644			
7 - D2	40.049	139.2		27.542	103.5	39.518	138.6	24.517	125.5	2:11.626	100.11	0.178	13:40:33.270			
8 - D2	40.305	138.9		27.768	103.8	39.769	137.5	24.714	125.7	2:12.556	99.41	1.108	13:42:45.826			
9 - D2	40.267	139.5		27.645	104.0	39.605	138.6	24.788	125.5	2:12.305	99.60	0.857	13:44:58.131			
10 - D2	40.253	139.5		27.881	103.7	39.601	138.9	24.523	125.5	2:12.258	99.63	0.810	13:47:10.389			
11 - D2	40.180	139.8		27.893	104.3	39.704	138.9	24.572	125.7	2:12.349	99.56	0.901	13:49:22.738			
12 - D2	40.248	139.2		27.654	104.2	39.734	137.2	IN PIT		2:14.448	P 98.01	3.000	13:51:37.186			
13 - D2	OUTLAP	139.5		27.775	103.7	39.937	136.9	24.491	126.7	4:10.888	52.52	1:59.440	13:55:48.074			
14 - D2	40.251	139.8		27.496	104.3	39.421	138.0	24.987	125.9	2:12.155	99.71	0.707	13:58:00.229			
15 - D2	40.129	139.2		27.576	104.8	39.470	137.7	24.501	126.2	2:11.676	100.07	0.228	14:00:11.905			
16 - D2	40.222	139.2		27.507	105.0	39.487	137.7	24.500	125.9	2:11.716	100.04	0.268	14:02:23.621			
17 - D2	40.073	139.2		27.540	104.5	39.459	137.7	24.428	126.4	2:11.500 (2)	100.21	0.052	14:04:35.121			
18 - D2	39.975	139.5		27.485	104.0	39.496	138.0	24.492	125.9	2:11.448 (1)	100.25		14:06:46.569			
19 - D2	39.897	139.8		27.802	104.0	39.538	138.3	24.515	126.7	2:11.752	100.01	0.304	14:08:58.321			
20 - D2	40.239	139.2		27.705	103.7	39.371	138.9	24.521	125.9	2:11.836	99.95	0.388	14:11:10.157			
21 - D2	40.209	139.2		27.511	105.0	39.423	139.2	24.436	126.4	2:11.579 (3)	100.15	0.131	14:13:21.736			
22 - D2	40.211	138.9		27.853	102.4	39.521	138.9	24.838	125.5	2:12.423	99.51	0.975	14:15:34.159			

P10 10 GTH Forsetti Motorsport							Aston Martin Vantage GT4					
IDEAL LAP TIME : 2:10.789				BEST LAP TIME : 2:11.101			DIFFERENCE : 0.312					
D1: Sam NESER				D2: Will ORTON (PS)								
LAP	SECTOR 1		SECTOR 2		SECTOR 3		SECTOR 4		LAP TIME	MPH	DIFF	TIME OF DAY
1 - D1		137.5	30.144	94.9	40.856	137.5	24.671	126.2	2:22.265	92.62	11.164	13:27:19.996
2 - D1	40.272	139.2	27.680	103.8	39.530	138.0	24.554	125.9	2:12.036	99.80	0.935	13:29:32.032
3 - D1	40.181	139.5	27.587	104.3	39.442	138.0	24.744	125.5	2:11.954	99.86	0.853	13:31:43.986
4 - D1	40.213	140.1	27.511	104.0	39.440	138.3	24.600	125.9	2:11.764	100.01	0.663	13:33:55.750
5 - D1	40.195	139.2	27.474	104.3	39.486	137.7	24.612	125.7	2:11.767	100.00	0.666	13:36:07.517
6 - D1	40.166	138.6	27.330	104.0	39.593	137.7	24.471	125.9	2:11.560	100.16	0.459	13:38:19.077
7 - D1	40.000	139.8	27.713	104.3	39.513	138.3	24.653	125.5	2:11.879	99.92	0.778	13:40:30.956
8 - D1	40.126	138.9	27.569	104.2	39.295	137.7	24.632	126.2	2:11.622	100.11	0.521	13:42:42.578
9 - D1	40.193	139.8	27.555	103.4	39.471	138.6	24.574	125.9	2:11.793	99.98	0.692	13:44:54.371
10 - D1	40.263	139.8	27.723	104.5	39.455	138.6	24.977	125.2	2:12.418	99.51	1.317	13:47:06.789
11 - D1	40.516	139.2	27.661	104.2	39.631	139.2	IN PIT		2:15.474	P 97.27	4.373	13:49:22.263
12 - D1	OUTLAP	140.1	28.199	102.1	40.214	136.9	24.674	126.9	4:20.018	50.68	2:08.917	13:53:42.281
13 - D1	40.672	140.1	27.427	105.5	39.867	138.3	24.669	126.9	2:12.635	99.35	1.534	13:55:54.916
14 - D1	40.723	140.1	27.662	104.6	39.628	138.0	24.802	125.0	2:12.815	99.21	1.714	13:58:07.731
15 - D1	40.222	139.2	27.474	105.3	39.345	137.7	24.500	126.4	2:11.541	100.18	0.440	14:00:19.272
16 - D1	40.132	139.5	27.508	105.3	39.276	137.7	24.498	126.7	2:11.414	100.27	0.313	14:02:30.686
17 - D1	40.081	139.5	27.486	105.1	39.290	138.0	24.449	126.4	2:11.306	(3) 100.35	0.205	14:04:41.992
18 - D1	39.915	139.2	27.495	104.3	39.232	138.0	24.459	125.9	2:11.101	(1) 100.51		14:06:53.093
19 - D1	40.005	139.2	27.491	106.0	39.198	138.3	24.469	126.4	2:11.163	(2) 100.46	0.062	14:09:04.256
20 - D1	40.200	138.9	27.488	104.8	39.238	139.2	24.501	126.2	2:11.427	100.26	0.326	14:11:15.683
21 - D1	40.220	138.9	27.964	105.0	39.207	139.5	24.414	126.9	2:11.805	99.97	0.704	14:13:27.488
22 - D1	40.050	139.5	27.477	105.5	39.551	138.9	24.346	126.9	2:11.424	100.26	0.323	14:15:38.912

2024 GT Cup Championship

RACE 12 - SECTOR ANALYSIS



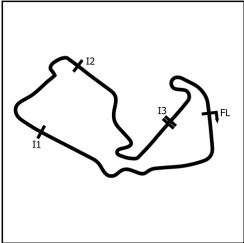
SECTOR 1 = FL to I1, SECTOR 2 = I1 to I2, SECTOR 3 = I2 to I3, SECTOR 4 = I3 to FL, DIFF = Difference To Personal Best Lap, P = Crossed Finish Line in Pit Lane, D = Time Disallowed

P11 86 GTH SVG Motorsport													Ginetta G56 GT4				
IDEAL LAP TIME : 2:11.086						BEST LAP TIME : 2:11.185						DIFFERENCE : 0.099					
D1: Liona THEOBALD						D2: Owen HIZZEY (PS)											
LAP		SECTOR 1		SECTOR 2		SECTOR 3		SECTOR 4		LAP TIME		MPH	DIFF	TIME OF DAY			
1 - D1		142.4		30.325	94.7	42.442	139.2	24.756	125.0	2:24.488		91.20	13.303	13:27:22.219			
2 - D1		41.715	137.5	28.842	101.0	39.768	139.2	24.777	126.7	2:15.102		97.53	3.917	13:29:37.321			
3 - D1		41.229	140.6	28.566	101.8	39.717	139.2	24.767	126.4	2:14.279		98.13	3.094	13:31:51.600			
4 - D1		41.026	139.8	28.378	104.5	39.640	138.6	24.760	125.7	2:13.804		98.48	2.619	13:34:05.404			
5 - D1		41.141	138.6	28.356	102.9	41.083	135.8	24.667	126.4	2:15.247		97.43	4.062	13:36:20.651			
6 - D1		40.337	139.8	27.731	101.2	39.561	138.9	25.059	125.5	2:12.688		99.31	1.503	13:38:33.339			
7 - D1		40.389	139.8	28.156	105.0	40.115	138.0	25.087	124.5	2:13.747		98.52	2.562	13:40:47.086			
8 - D1		40.391	138.6	28.309	105.3	40.092	137.5	24.813	125.9	2:13.605		98.63	2.420	13:43:00.691			
9 - D1		40.110	139.2	27.705	105.5	39.708	138.6	24.802	126.2	2:12.325		99.58	1.140	13:45:13.016			
10 - D1		40.153	139.8	28.121	105.3	39.792	139.2	24.714	125.7	2:12.780		99.24	1.595	13:47:25.796			
11 - D1		40.193	140.1	27.878	105.3	39.666	138.9	IN PIT		2:14.554	P 97.93	3.369	13:49:40.350				
12 - D1		OUTLAP	138.9	27.595	105.0	39.810	136.6	24.774	125.9	4:06.928		53.36	1:55.743	13:53:47.278			
13 - D1		40.297	138.6	27.538	105.0	39.379	136.3	24.507	126.2	2:11.721		100.04	0.536	13:55:58.999			
14 - D1		40.253	138.9	27.413	105.3	39.317	136.9	24.453	126.4	2:11.436 (2)		100.26	0.251	13:58:10.435			
15 - D1		40.721	137.5	27.653	104.5	39.349	136.9	24.522	126.2	2:12.245		99.64	1.060	14:00:22.680			
16 - D1		40.771	136.9	27.967	104.8	39.481	137.2	24.605	126.2	2:12.824		99.21	1.639	14:02:35.504			
17 - D1		40.151	138.6	27.429	105.3	39.110	137.2	24.495	126.4	2:11.185 (1)		100.45		14:04:46.689			
18 - D1		40.216	138.6	27.668	105.1	39.291	136.3	24.561	125.9	2:11.736		100.03	0.551	14:06:58.425			
19 - D1		40.245	138.3	27.445	105.5	39.225	137.5	24.724	126.2	2:11.639 (3)		100.10	0.454	14:09:10.064			
20 - D1		40.303	138.3	27.477	105.3	40.190	138.0	24.615	126.2	2:12.585		99.39	1.400	14:11:22.649			
21 - D1		40.399	137.7	28.700	102.4	39.437	138.3	24.720	125.5	2:13.256		98.89	2.071	14:13:35.905			
22 - D1		41.466	138.6	27.561	105.8	39.494	138.0	24.734	126.2	2:13.255		98.89	2.070	14:15:49.160			

P12	80	GTC	Team Trofeo Racing				Porsche 911 GT3 Cup						
IDEAL LAP TIME : 2:10.485			BEST LAP TIME : 2:11.035				DIFFERENCE : 0.550						
D1: James CALEY			D2: Bill CALEY (INV)										
LAP	SECTOR 1		SECTOR 2		SECTOR 3		SECTOR 4		LAP TIME	MPH	DIFF	TIME OF DAY	
1 - D1		148.4	27.927	106.5	39.254	148.4	24.596	134.4	2:16.969	96.20	5.934	13:27:14.700	
2 - D1	40.052	148.4	27.573	101.6	39.070	149.4	24.551	134.4	2:11.246	100.40	0.211	13:29:25.946	
3 - D1	40.716	148.1	28.319	103.0	39.133	149.1	24.697	134.4	2:12.865	99.18	1.830	13:31:38.811	
4 - D1	39.793	148.7	28.218	104.0	39.153	149.1	24.503	134.2	2:11.667	100.08	0.632	13:33:50.478	
5 - D1	40.077	148.4	27.821	105.0	38.923	149.4	24.383	134.2	2:11.204	(3) 100.43	0.169	13:36:01.682	
6 - D1	40.158	147.8	27.658	104.0	38.824	149.4	24.522	134.2	2:11.162	(2) 100.46	0.127	13:38:12.844	
7 - D1	39.763	148.1	27.952	106.5	38.922	148.7	24.398	135.0	2:11.035	(1) 100.56		13:40:23.879	
8 - D1	39.714	148.4	27.793	106.8	39.934	148.4	24.940	134.7	2:12.381	99.54	1.346	13:42:36.260	
9 - D1	39.705	148.1	27.626	106.5	39.279	146.2	24.794	135.0	2:11.404	100.28	0.369	13:44:47.664	
10 - D1	40.370	148.7	28.069	103.2	40.304	148.4	24.597	133.9	2:13.340	98.82	2.305	13:47:01.004	
11 - D1	39.804	149.4	27.822	105.8	39.234	149.1	24.581	135.0	2:11.441	100.25	0.406	13:49:12.445	
12 - D1	40.965	148.4	28.453	104.3	39.920	148.1	24.768	133.6	2:14.106	98.26	3.071	13:51:26.551	
13 - D1	40.755	146.5	28.265	103.5	39.593	147.4	24.716	134.7	2:13.329	98.83	2.294	13:53:39.880	
14 - D1	40.450	148.4	28.147	104.5	39.998	147.8	IN PIT		2:19.832	P 94.24	8.797	13:55:59.712	
15 - D1	OUTLAP	144.6	28.921	105.8	39.964	147.1	24.919	135.0	4:34.096	48.07	2:23.061	14:00:33.808	
16 - D1	40.677	149.4	28.217	104.3	39.865	146.5	25.414	133.3	2:14.173	98.21	3.138	14:02:47.981	
17 - D1	41.539	147.1	28.918	104.6	39.723	148.7	24.938	136.1	2:15.118	97.52	4.083	14:05:03.099	
18 - D1	40.644	149.7	28.829	99.5	40.116	145.8	25.004	135.0	2:14.593	97.90	3.558	14:07:17.692	
19 - D1	40.694	149.1	29.590	102.2	40.539	147.4	25.241	135.3	2:16.064	96.84	5.029	14:09:33.756	
20 - D1	41.266	147.1	28.928	103.8	40.378	148.7	25.712	132.8	2:16.284	96.69	5.249	14:11:50.040	
21 - D1	40.799	149.7	28.800	102.4	40.959	148.7	25.332	135.3	2:15.890	96.97	4.855	14:14:05.930	
22 - D1	41.576	146.8	29.349	102.2	40.685	146.8	25.802	132.8	2:17.412	95.89	6.377	14:16:23.342	

2024 GT Cup Championship

RACE 12 - SECTOR ANALYSIS



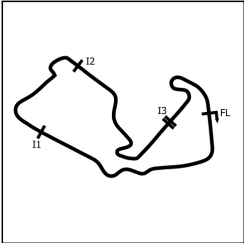
SECTOR 1 = FL to I1, SECTOR 2 = I1 to I2 SECTOR 3 = I2 to I3, SECTOR 4 = I3 to FL, DIFF = Difference To Personal Best Lap, P = Crossed Finish Line in Pit Lane, D = Time Disallowed

P13 75 GTC Team Parker Racing													Porsche 911 GT3 Cup			
IDEAL LAP TIME : 2:13.473				BEST LAP TIME : 2:14.094				DIFFERENCE : 0.621								
D1: Keith BUSH																
LAP		SECTOR 1		SECTOR 2		SECTOR 3		SECTOR 4		LAP TIME		MPH	DIFF	TIME OF DAY		
1 - D1		148.1		31.477	93.4	42.026	146.8	25.027	133.9	2:27.377	89.41		13.283	13:27:25.108		
2 - D1	40.091	148.4		29.379	100.6	40.692	147.1	25.110	134.4	2:15.272	97.41		1.178	13:29:40.380		
3 - D1	40.403	150.4		58.941	95.8	42.244	145.5	25.240	134.2	2:46.828	78.99		32.734	13:32:27.208		
4 - D1	40.151	149.1		28.983	101.2	40.159	149.7	25.109	134.7	2:14.402	98.04		0.308	13:34:41.610		
5 - D1	41.921	147.8		29.218	103.8	40.010	149.1	25.601	133.6	2:16.750	96.36		2.656	13:36:58.360		
6 - D1	40.549	149.1		29.544	101.5	41.092	147.4	25.266	134.2	2:16.451	96.57		2.357	13:39:14.811		
7 - D1	40.620	149.4		28.878	101.8	40.998	148.7	25.185	135.0	2:15.681	97.12		1.587	13:41:30.492		
8 - D1	41.656	147.8		29.164	103.4	40.023	148.7	25.027	134.7	2:15.870	96.98		1.776	13:43:46.362		
9 - D1	41.375	149.1		29.061	102.2	41.120	146.2	25.977	134.7	2:17.533	95.81		3.439	13:46:03.895		
10 - D1	40.980	149.4		29.149	103.5	40.090	149.4	25.197	134.7	2:15.416	97.31		1.322	13:48:19.311		
11 - D1	40.383	149.1		29.476	102.9	41.665	146.5	25.619	135.3	2:17.143	96.08		3.049	13:50:36.454		
12 - D1	40.477	149.4		28.628	102.6	40.059	147.8	25.125	135.0	2:14.289	98.13		0.195	13:52:50.743		
13 - D1	40.271	149.1		28.580	103.4	40.232	147.4	25.120	135.8	2:14.203	(2) 98.19		0.109	13:55:04.946		
14 - D1	41.242	148.1		28.759	100.1	40.488	147.8	IN PIT		2:26.977	P 89.65		12.883	13:57:31.923		
15 - D1	OUTLAP	148.1		28.907	102.6	40.250	146.2	25.382	134.7	4:03.483	54.12		1:49.389	14:01:35.406		
16 - D1	40.331	149.1		29.128	101.8	40.770	144.3	25.628	134.7	2:15.857	96.99		1.763	14:03:51.263		
17 - D1	40.159	149.4		28.716	102.4	42.160	147.4	25.695	134.4	2:16.730	96.37		2.636	14:06:07.993		
18 - D1	40.235	149.1		29.030	103.4	39.838	149.1	25.172	134.4	2:14.275	(3) 98.14		0.181	14:08:22.268		
19 - D1	40.050	148.7		28.651	103.5	40.108	148.7	25.672	134.7	2:14.481	97.98		0.387	14:10:36.749		
20 - D1	40.389	148.7		28.558	104.0	40.071	149.7	25.076	134.7	2:14.094	(1) 98.27			14:12:50.843		
21 - D1	40.259	149.1		28.901	101.8	41.179	147.4	25.483	134.2	2:15.822	97.02		1.728	14:15:06.665		
22 - D1	40.312	149.1		29.128	100.7	41.130	148.1	25.924	134.2	2:16.494	96.54		2.400	14:17:23.159		

P14 370 GTA Jolt Racing										McLaren 570S GT4		
IDEAL LAP TIME : 2:16.280				BEST LAP TIME : 2:16.509				DIFFERENCE : 0.229				
D1: Rupert WILLIAMS				D2: John INGRAM (PS)								
LAP	SECTOR 1		SECTOR 2		SECTOR 3		SECTOR 4		LAP TIME	MPH	DIFF	TIME OF DAY
1 - D1		136.3	30.743	88.1	43.655	133.4	26.358	122.2	2:30.689	87.45	14.180	13:27:28.420
2 - D1	43.231	135.5	30.376	91.5	43.747	131.5	27.021	122.0	2:24.375	91.27	7.866	13:29:52.795
3 - D1	43.876	136.3	30.213	94.2	43.307	132.8	26.627	120.8	2:24.023	91.49	7.514	13:32:16.818
4 - D1	44.092	133.6	30.346	94.7	43.212	133.4	26.467	121.7	2:24.117	91.43	7.608	13:34:40.935
5 - D1	44.164	137.2	29.901	93.8	42.688	133.9	26.372	122.9	2:23.125	92.07	6.616	13:37:04.060
6 - D1	43.264	136.1	29.951	96.6	41.988	136.6	26.546	121.5	2:21.749	92.96	5.240	13:39:25.809
7 - D1	43.281	136.9	29.994	95.7	42.440	135.8	26.694	120.2	2:22.409	92.53	5.900	13:41:48.218
8 - D1	44.137	136.6	29.947	94.7	42.609	133.4	26.370	123.6	2:23.063	92.11	6.554	13:44:11.281
9 - D1	42.915	136.6	29.648	97.8	42.730	134.7	26.289	122.2	2:21.582	93.07	5.073	13:46:32.863
10 - D1	42.964	136.1	29.507	96.0	41.578	134.4	26.578	122.6	2:20.627	93.70	4.118	13:48:53.490
11 - D1	42.638	137.7	29.628	94.9	42.030	131.5	IN PIT		2:25.167 P	90.77	8.658	13:51:18.657
12 - D1	OUTLAP	138.3	29.072	96.1	42.902	135.2	26.375	125.2	4:32.868	48.29	2:16.359	13:55:51.525
13 - D1	41.801	137.7	28.864	98.5	41.581	137.5	25.819	125.2	2:18.065	95.44	1.556	13:58:09.590
14 - D1	41.611	137.2	28.854	98.5	40.991	137.5	25.430	125.5	2:16.886	96.26	0.377	14:00:26.476
15 - D1	41.587	138.0	28.527	98.5	40.879	136.6	25.560	125.7	2:16.553 (2)	96.50	0.044	14:02:43.029
16 - D1	41.737	138.6	28.889	98.9	40.904	136.6	25.598	123.1	2:17.128	96.09	0.619	14:05:00.157
17 - D1	41.980	138.3	28.912	98.9	41.151	138.9	26.670	123.8	2:18.713	95.00	2.204	14:07:18.870
18 - D1	42.023	138.6	28.831	99.5	41.005	138.6	25.728	124.7	2:17.587	95.77	1.078	14:09:36.457
19 - D1	41.700	139.2	28.528	100.3	41.062	138.6	25.466	125.2	2:16.756 (3)	96.35	0.247	14:11:53.213
20 - D1	41.663	138.9	28.793	97.2	40.922	139.8	25.419	124.7	2:16.797	96.33	0.288	14:14:10.010
21 - D1	41.783	139.2	28.526	99.5	40.748	138.0	25.452	125.5	2:16.509 (1)	96.53		14:16:26.519

2024 GT Cup Championship

RACE 12 - SECTOR ANALYSIS



SECTOR 1 = FL to I1, SECTOR 2 = I1 to I2 SECTOR 3 = I2 to I3, SECTOR 4 = I3 to FL, DIFF = Difference To Personal Best Lap, P = Crossed Finish Line in Pit Lane, D = Time Disallowed

P15 11 GTH Paddock Motorsport										McLaren Artura GT4		
IDEAL LAP TIME : 2:12.439				BEST LAP TIME : 2:13.025				DIFFERENCE : 0.586				
D1: Michael ORANT				D2: Thomas HOLLAND (PS)								
LAP	SECTOR 1		SECTOR 2		SECTOR 3		SECTOR 4		LAP TIME	MPH	DIFF	TIME OF DAY
1 - D1		140.6	29.807	98.5	41.428	137.5	24.966	123.1	2:24.075	91.46	11.050	13:27:21.806
2 - D1	42.180	138.9	28.196	103.4	39.955	135.2	25.092	123.3	2:15.423	97.30	2.398	13:29:37.229
3 - D1	41.092	139.8	28.095	101.2	40.154	135.8	24.907	123.1	2:14.248	98.16	1.223	13:31:51.477
4 - D1	40.825	138.9	28.042	103.8	39.939	136.1	24.965	122.2	2:13.771	98.51	0.746	13:34:05.248
5 - D1	40.988	138.6	28.100	104.5	39.957	135.2	25.040	122.4	2:14.085	98.27	1.060	13:36:19.333
6 - D1	40.938	137.2	27.786	104.2	40.110	136.3	24.869	122.9	2:13.703	98.56	0.678	13:38:33.036
7 - D1	40.633	139.5	28.405	104.0	40.231	137.2	25.153	122.9	2:14.422	98.03	1.397	13:40:47.458
8 - D1	41.408	137.7	27.819	104.2	40.057	136.1	25.098	123.6	2:14.382	98.06	1.357	13:43:01.840
9 - D1	40.594	138.9	27.726	104.3	39.986	136.1	25.177	122.6	2:13.483 (2)	98.72	0.458	13:45:15.323
10 - D1	40.758	138.6	27.916	104.0	40.104	136.3	24.914	123.1	2:13.692 (3)	98.56	0.667	13:47:29.015
11 - D1	40.774	139.8	28.004	104.0	40.046	136.6	IN PIT		2:15.671 P	97.13	2.646	13:49:44.686
12 - D1	OUTLAP	138.9	28.402	103.8	39.790	135.2	24.736	123.1	3:56.119	55.80	1:43.094	13:53:40.805
13 - D1	41.480	138.3	27.641	104.3	40.152	135.2	24.695	123.3	2:13.968	98.36	0.943	13:55:54.773
14 - D1	40.676	138.0	27.460	103.8	39.868	134.7	25.021	122.6	2:13.025 (1)	99.06		13:58:07.798
15 - D1	40.494	139.2	27.636	103.8	42.575	92.1	IN PIT		2:32.453 P	86.43	19.428	14:00:40.251

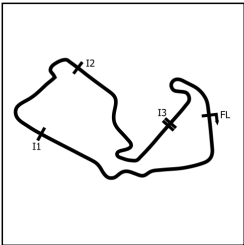
P16 28 GTO Kendall Developments										Lamborghini Super Trofeu		
IDEAL LAP TIME : 2:09.105					BEST LAP TIME : 2:10.755					DIFFERENCE : 1.650		
D1: Paul BAILEY					D2: David BRABHAM (PRO)							
LAP	SECTOR 1		SECTOR 2		SECTOR 3		SECTOR 4		LAP TIME	MPH	DIFF	TIME OF DAY
1 - D1		153.9	27.561	111.1	38.455	152.8	24.045	140.5	2:14.325	98.10	3.570	13:27:12.056
2 - D1	39.285	153.9	28.051	98.1	39.186	152.1	24.233	139.9	2:10.755 (1)	100.78		13:29:22.811
3 - D1	39.044	153.5	28.308	98.1	39.606	150.8	24.430	138.7	2:11.388 (2)	100.29	0.633	13:31:34.199
4 - D1	39.780	153.5	28.642	103.5	39.304	150.4	24.653	137.0	2:12.379	99.54	1.624	13:33:46.578
5 - D1	39.446	152.5	28.001	106.1	39.421	149.7	24.730	138.1	2:11.598 (3)	100.13	0.843	13:35:58.176
6 - D1	39.650	151.8	28.091	103.7	39.690	150.8	24.523	137.5	2:11.954	99.86	1.199	13:38:10.130
7 - D1	39.771	152.5	28.136	108.4	39.937	149.1	24.694	138.4	2:12.538	99.42	1.783	13:40:22.668
8 - D1	40.017	152.8	28.464	105.1	39.921	149.4	25.854	139.6	2:14.256	98.15	3.501	13:42:36.924
9 - D1	39.655	154.2	28.148	107.7	39.531	152.1	24.935	139.6	2:12.269	99.62	1.514	13:44:49.193
10 - D1	39.586	154.2	27.849	107.7	40.465	152.5	24.988	138.4	2:12.888	99.16	2.133	13:47:02.081
11 - D1	39.748	153.9	28.193	105.8	40.369	152.1	24.438	139.9	2:12.748	99.26	1.993	13:49:14.829
12 - D1	40.017	151.4	28.092	106.6	40.095	151.1	25.021	137.5	2:13.225	98.91	2.470	13:51:28.054
13 - D1	40.135	153.2	28.859	106.5	39.800	150.4	24.541	139.9	2:13.335	98.83	2.580	13:53:41.389
14 - D1	58.153	151.8	28.610	104.3	41.909	142.7	IN PIT		2:38.219 P	83.28	27.464	13:56:19.608

P17 72 GTC Woodrow Motorsport						BMW M3 GTR						
IDEAL LAP TIME : 2:13.343				BEST LAP TIME : 2:13.776				DIFFERENCE : 0.433				
D1: Chris MURPHY												
LAP	SECTOR 1		SECTOR 2		SECTOR 3		SECTOR 4		LAP TIME	MPH	DIFF	TIME OF DAY
1 - D1		140.9	32.454	89.4	43.813	136.3	36.157	127.7	2:39.786	82.47	26.010	13:27:37.517
2 - D1	41.467	142.4	28.655	95.5	40.667	140.1	24.858	128.4	2:15.647	97.14	1.871	13:29:53.164
3 - D1	41.144	143.0	28.411	100.6	40.263	141.5	24.957	128.7	2:14.775	97.77	0.999	13:32:07.939
4 - D1	41.101	143.7	28.326	99.5	40.343	141.5	24.960	128.1	2:14.730 (3)	97.80	0.954	13:34:22.669
5 - D1	41.050	142.4	28.135	100.6	40.170	140.9	24.742	129.4	2:14.097 (2)	98.27	0.321	13:36:36.766
6 - D1	40.713	143.3	27.906	102.9	39.982	141.5	25.175	128.7	2:13.776 (1)	98.50		13:38:50.542
7 - D1	42.988	140.3	31.516	89.5	48.073	105.3	IN PIT		2:36.219 P	84.35	22.443	13:41:26.761

P18 40 GTC Woodrow Motorsport										BMW E46		
IDEAL LAP TIME : 2:14.822				BEST LAP TIME : 2:15.505				DIFFERENCE : 0.683				
D1: Jasva SAPRA (INV)												
LAP	SECTOR 1		SECTOR 2		SECTOR 3		SECTOR 4		LAP TIME	MPH	DIFF	TIME OF DAY
1 - D1		140.9	29.685	100.9	42.111	140.1	25.677	124.7	2:25.773	90.39	10.268	13:27:23.504
2 - D1	41.015	139.2	28.918	101.3	40.610	140.1	24.962	124.3	2:15.505 (1)	97.24		13:29:39.009
3 - D1	41.775	134.4	29.772	92.5	41.494	139.5	25.347	121.3	2:18.388 (3)	95.22	2.883	13:31:57.397
4 - D1	41.417	136.6	29.048	96.2	41.170	138.3	25.485	122.2	2:17.120 (2)	96.10	1.615	13:34:14.517
5 - D1	41.991	133.6	28.235	100.7	40.687	138.3	IN PIT		2:23.735 P	91.68	8.230	13:36:38.252

2024 GT Cup Championship

RACE 12 - SECTOR ANALYSIS



SECTOR 1 = FL to I1, SECTOR 2 = I1 to I2 SECTOR 3 = I2 to I3, SECTOR 4 = I3 to FL, DIFF = Difference To Personal Best Lap, P = Crossed Finish Line in Pit Lane, D = Time Disallowed

P19 62 GTC		Woodrow Motorsport				Lamborghini Super Trofeo					
IDEAL LAP TIME : 2:20.848		BEST LAP TIME :		DIFFERENCE :							
D1: Kevin CLARKE (INV)											
LAP	SECTOR 1	SECTOR 2		SECTOR 3		SECTOR 4		LAP TIME	MPH	DIFF	TIME OF DAY
1 - D1	137.2	30.518	94.3	40.747	144.9	24.674	132.0	2:22.379	92.55		13:27:20.110

2024 GT Cup Championship

RACE 12 - BEST SECTORS

SECTOR 1				SECTOR 2			SECTOR 3			SECTOR 4			IDEAL / BEST COMPARISON					
POS	NO	NAME	TIME	NO	NAME	TIME	NO	NAME	TIME	NO	NAME	TIME	POS	NO	NAME	IDEAL	BEST	DIFF
													PERFECT LAP		1:58.702			
1	6	Team Ab	35.759	97	Beechde	24.960	97	Beechde	35.623	97	Beechde	22.360	1	97	Beechdean Motorsport	1:58.846	1:58.975	0.129
2	97	Beechde	35.903	6	Team Ab	25.351	6	Team Ab	35.710	6	Team Ab	22.528	2	6	Team Abba Racing	1:59.348	1:59.773	0.425
3	24	Greysto	36.455	33	G-Cat R	25.378	24	Greysto	36.087	24	Greysto	22.576	3	24	Greystone GT	2:00.515	2:00.634	0.119
4	99	Tim Gra	36.675	24	Greysto	25.397	33	G-Cat R	36.239	33	G-Cat R	22.728	4	33	G-Cat Racing	2:01.161	2:01.627	0.466
5	33	G-Cat R	36.816	99	Tim Gra	25.876	99	Tim Gra	36.599	99	Tim Gra	23.127	5	99	Tim Gray Motorsport	2:02.277	2:02.544	0.267
6	5	CTR Dev	37.030	5	CTR Dev	26.297	2	Topcats	36.947	3	Topcats	23.289	6	5	CTR Developments	2:03.639	2:03.842	0.203
7	2	Topcats	37.361	3	Topcats	26.318	5	CTR Dev	36.980	5	CTR Dev	23.332	7	2	Topcats Racing	2:04.033	2:04.288	0.255
8	3	Topcats	37.514	2	Topcats	26.387	3	Topcats	37.032	2	Topcats	23.338	8	3	Topcats Racing	2:04.153	2:04.169	0.016
9	28	Kendall	39.044	10	Forsett	27.330	28	Kendall	38.455	28	Kendall	24.045	9	28	Kendall Developments	2:09.105	2:10.755	1.650
10	80	Team Tr	39.705	86	SVG Mot	27.413	80	Team Tr	38.824	10	Forsett	24.346	10	80	Team Trofeo Racing	2:10.485	2:11.035	0.550
11	9	Forsett	39.897	11	Paddock	27.460	86	SVG Mot	39.110	80	Team Tr	24.383	11	10	Forsetti Motorsport	2:10.789	2:11.101	0.312
12	10	Forsett	39.915	9	Forsett	27.485	10	Forsett	39.198	9	Forsett	24.428	12	86	SVG Motorsport	2:11.086	2:11.185	0.099
13	75	Team Pa	40.050	28	Kendall	27.561	9	Forsett	39.371	86	SVG Mot	24.453	13	9	Forsetti Motorsport	2:11.181	2:11.448	0.267
14	86	SVG Mot	40.110	80	Team Tr	27.573	11	Paddock	39.790	62	Woodrow	24.674	14	11	Paddock Motorsport	2:12.439	2:13.025	0.586
15	11	Paddock	40.494	72	Woodrow	27.906	75	Team Pa	39.838	11	Paddock	24.695	15	72	Woodrow Motorsport	2:13.343	2:13.776	0.433
16	72	Woodrow	40.713	40	Woodrow	28.235	72	Woodrow	39.982	72	Woodrow	24.742	16	75	Team Parker Racing	2:13.473	2:14.094	0.621
17	40	Woodrow	41.015	370	Jolt Ra	28.526	40	Woodrow	40.610	40	Woodrow	24.962	17	40	Woodrow Motorsport	2:14.822	2:15.505	0.683
18	370	Jolt Ra	41.587	75	Team Pa	28.558	62	Woodrow	40.747	75	Team Pa	25.027	18	370	Jolt Racing	2:16.280	2:16.509	0.229
19	62	Woodrow	44.909	62	Woodrow	30.518	370	Jolt Ra	40.748	370	Jolt Ra	25.419	19	62	Woodrow Motorsport	2:20.848		

2024 GT Cup Championship

RACE 12 - BEST SPEEDS

INTERMEDIATE 1				INTERMEDIATE 2			INTERMEDIATE 3			FINISH LINE		
POS	NO	NAME	MPH	NO	NAME	MPH	NO	NAME	MPH	NO	NAME	MPH
1	5	CTR Developments	164.0	97	Beechdean Motorsport	117.9	99	Tim Gray Motorsport	160.1	5	CTR Developments	147.1
2	99	Tim Gray Motorsport	162.4	6	Team Abba Racing	117.7	5	CTR Developments	160.1	99	Tim Gray Motorsport	146.4
3	6	Team Abba Racing	157.1	99	Tim Gray Motorsport	115.7	6	Team Abba Racing	158.2	6	Team Abba Racing	143.5
4	2	Topcats Racing	156.0	33	G-Cat Racing	115.5	2	Topcats Racing	156.0	2	Topcats Racing	141.1
5	3	Topcats Racing	156.0	5	CTR Developments	115.5	3	Topcats Racing	155.3	3	Topcats Racing	141.1
6	28	Kendall Developments	154.2	24	Greystone GT	115.1	97	Beechdean Motorsport	153.9	28	Kendall Developments	140.5
7	97	Beechdean Motorsport	153.5	2	Topcats Racing	112.5	28	Kendall Developments	152.8	97	Beechdean Motorsport	139.9
8	24	Greystone GT	150.8	3	Topcats Racing	112.2	33	G-Cat Racing	151.4	33	G-Cat Racing	139.0
9	75	Team Parker Racing	150.4	28	Kendall Developments	111.1	24	Greystone GT	150.4	24	Greystone GT	137.5
10	33	G-Cat Racing	149.7	80	Team Trofeo Racing	106.8	75	Team Parker Racing	149.7	80	Team Trofeo Racing	136.1
11	80	Team Trofeo Racing	149.7	10	Forsetti Motorsport	106.0	80	Team Trofeo Racing	149.4	75	Team Parker Racing	135.8
12	72	Woodrow Motorsport	143.7	86	SVG Motorsport	105.8	62	Woodrow Motorsport	144.9	62	Woodrow Motorsport	132.0
13	86	SVG Motorsport	142.4	9	Forsetti Motorsport	105.0	72	Woodrow Motorsport	141.5	72	Woodrow Motorsport	129.4
14	9	Forsetti Motorsport	141.2	11	Paddock Motorsport	104.5	40	Woodrow Motorsport	140.1	10	Forsetti Motorsport	126.9
15	40	Woodrow Motorsport	140.9	75	Team Parker Racing	104.0	370	Jolt Racing	139.8	9	Forsetti Motorsport	126.7
16	11	Paddock Motorsport	140.6	72	Woodrow Motorsport	102.9	10	Forsetti Motorsport	139.5	86	SVG Motorsport	126.7
17	10	Forsetti Motorsport	140.1	40	Woodrow Motorsport	101.3	9	Forsetti Motorsport	139.2	370	Jolt Racing	125.7
18	370	Jolt Racing	139.2	370	Jolt Racing	100.3	86	SVG Motorsport	139.2	40	Woodrow Motorsport	124.7
19	62	Woodrow Motorsport	137.2	62	Woodrow Motorsport	94.3	11	Paddock Motorsport	137.5	11	Paddock Motorsport	123.6

2024 GT Cup Championship

RACE 12 - PIT STOP ANALYSIS

P1 6 Team Abba Racing				
STOP	IN TIME	STOP TIME	TOTAL TIME	OUT TIME
1 -	13:55:23.670	1:45.775	1:45.775	13:57:09.445

P2 97 Beechdean Motorsport				
STOP	IN TIME	STOP TIME	TOTAL TIME	OUT TIME
1 -	13:55:53.924	2:11.656	2:11.656	13:58:05.580

P3 99 Tim Gray Motorsport				
STOP	IN TIME	STOP TIME	TOTAL TIME	OUT TIME
1 -	13:56:05.472	1:41.589	1:41.589	13:57:47.061

P4 33 G-Cat Racing				
STOP	IN TIME	STOP TIME	TOTAL TIME	OUT TIME
1 -	13:54:47.318	1:54.157	1:54.157	13:56:41.475

P5 5 CTR Developments				
STOP	IN TIME	STOP TIME	TOTAL TIME	OUT TIME
1 -	14:00:41.265	1:31.287	1:31.287	14:02:12.552
2 -	14:06:29.581	21.664	1:52.951	14:06:51.245

P6 2 Topcats Racing				
STOP	IN TIME	STOP TIME	TOTAL TIME	OUT TIME
1 -	13:54:48.086	2:12.790	2:12.790	13:57:00.876

P7 3 Topcats Racing				
STOP	IN TIME	STOP TIME	TOTAL TIME	OUT TIME
1 -	13:56:22.685	2:09.531	2:09.531	13:58:32.216

P8 24 Greystone GT				
STOP	IN TIME	STOP TIME	TOTAL TIME	OUT TIME
1 -	13:55:33.935	2:02.599	2:02.599	13:57:36.534

P9 9 Forsetti Motorsport				
STOP	IN TIME	STOP TIME	TOTAL TIME	OUT TIME
1 -	13:51:37.186	2:00.356	2:00.356	13:53:37.542

P10 10 Forsetti Motorsport				
STOP	IN TIME	STOP TIME	TOTAL TIME	OUT TIME
1 -	13:49:22.263	2:08.993	2:08.993	13:51:31.256

P11 86 SVG Motorsport				
STOP	IN TIME	STOP TIME	TOTAL TIME	OUT TIME
1 -	13:49:40.350	1:56.931	1:56.931	13:51:37.281

P12 80 Team Trofeo Racing				
STOP	IN TIME	STOP TIME	TOTAL TIME	OUT TIME
1 -	13:55:59.712	2:20.115	2:20.115	13:58:19.827

P13 75 Team Parker Racing				
STOP	IN TIME	STOP TIME	TOTAL TIME	OUT TIME
1 -	13:57:31.923	1:49.224	1:49.224	13:59:21.147

P14 370 Jolt Racing				
STOP	IN TIME	STOP TIME	TOTAL TIME	OUT TIME
1 -	13:51:18.657	2:12.701	2:12.701	13:53:31.358

P15 11 Paddock Motorsport				
STOP	IN TIME	STOP TIME	TOTAL TIME	OUT TIME
1 -	13:49:44.686	1:44.826	1:44.826	13:51:29.512
2 -	14:00:40.251			

P16 28 Kendall Developments				
STOP	IN TIME	STOP TIME	TOTAL TIME	OUT TIME
1 -	13:56:19.608			

P17 72 Woodrow Motorsport				
STOP	IN TIME	STOP TIME	TOTAL TIME	OUT TIME
1 -	13:41:26.761			

P18 40 Woodrow Motorsport				
STOP	IN TIME	STOP TIME	TOTAL TIME	OUT TIME
1 -	13:36:38.252			

2024 GT Cup Championship

RACE 12 - STATISTICS

Competitors Started	19
Planned Start	2024-07-28 @ 13:25:00.000
Actual Start	2024-07-28 @ 13:24:57.730
Finish Time	2024-07-28 @ 14:15:28.045
Track Length	3.6604mi.
Total Laps	362
Total Distance Covered	1325.1001mi.

Session Fastest Lap History

NO	CL	NAME	LAP TIME	TIME OF DAY	LAP	VEHICLE
6	GTO	Team Abba Racing <i>R. NEARY</i>	2:00.342	13:29:01.180	2	Mercedes AMG GT3
6	GTO	Team Abba Racing <i>R. NEARY</i>	2:00.062	14:01:10.993	17	Mercedes AMG GT3
97	GT3	Beechdean Motorsport <i>A. HOWARD</i>	1:59.575	14:02:03.211	17	Aston Martin Vantage GT3
97	GT3	Beechdean Motorsport <i>A. HOWARD</i>	1:59.113	14:04:02.325	18	Aston Martin Vantage GT3
97	GT3	Beechdean Motorsport <i>A. HOWARD</i>	1:59.105	14:10:02.122	21	Aston Martin Vantage GT3
97	GT3	Beechdean Motorsport <i>A. HOWARD</i>	1:59.009	14:12:01.131	22	Aston Martin Vantage GT3
97	GT3	Beechdean Motorsport <i>A. HOWARD</i>	1:58.975	14:16:00.802	24	Aston Martin Vantage GT3

Session Leader History

NO	CL	NAME	FROM LAP	LAPS LED	DISTANCE	VEHICLE
6	GTO	Team Abba Racing <i>R. NEARY</i>	1	15	54.90 miles	Mercedes AMG GT3
5	GTO	CTR Developments <i>R. CHAMBERLAIN</i>	16	2	7.32 miles	Porsche 935
6	GTO	Team Abba Racing <i>R. NEARY</i>	18	7	25.62 miles	Mercedes AMG GT3

Flag History

TYPE	TIME OF DAY
GREEN	13:24:57.730
FINISH	14:15:28.045

Flag Statistics

TYPE	COUNT	TOTAL LAPS	TOTAL TIME
Green	1	24	52:33.527
Red	0	0	0.000
Safety Car	0	0	0.000
FCY	0	0	0.000

2024 GT Cup Championship

RACE 12 - STATISTICS

CLASS : GTO 4 Starters

Fastest Lap History

NO	NAME	LAP TIME	TIME OF DAY	LAP	VEHICLE
6	Team Abba Racing <i>R. NEARY</i>	2:00.342	13:29:01.180	2	Mercedes AMG GT3
6	Team Abba Racing <i>R. NEARY</i>	2:00.062	14:01:10.993	17	Mercedes AMG GT3
6	Team Abba Racing <i>R. NEARY</i>	1:59.773	14:05:11.862	19	Mercedes AMG GT3

Leader History

NO	NAME	FROM LAP	LAPS LED	DISTANCE	VEHICLE
6	Team Abba Racing <i>R. NEARY</i>	1	15	54.90 miles	Mercedes AMG GT3
5	CTR Developments <i>R. CHAMBERLAIN</i>	16	2	7.32 miles	Porsche 935
6	Team Abba Racing <i>R. NEARY</i>	18	7	25.62 miles	Mercedes AMG GT3

2024 GT Cup Championship

RACE 12 - STATISTICS

CLASS : GT3 3 Starters

Fastest Lap History

NO	NAME	LAP TIME	TIME OF DAY	LAP	VEHICLE
97	Beechdean Motorsport <i>A. HOWARD</i>	2:02.226	13:29:07.735	2	Aston Martin Vantage GT3
97	Beechdean Motorsport <i>A. HOWARD</i>	2:01.896	13:43:28.979	9	Aston Martin Vantage GT3
24	Greystone GT <i>A. BORODIN</i>	2:01.853	14:01:39.964	16	McLaren 720S GT3
97	Beechdean Motorsport <i>A. HOWARD</i>	1:59.575	14:02:03.211	17	Aston Martin Vantage GT3
97	Beechdean Motorsport <i>A. HOWARD</i>	1:59.113	14:04:02.325	18	Aston Martin Vantage GT3
97	Beechdean Motorsport <i>A. HOWARD</i>	1:59.105	14:10:02.122	21	Aston Martin Vantage GT3
97	Beechdean Motorsport <i>A. HOWARD</i>	1:59.009	14:12:01.131	22	Aston Martin Vantage GT3
97	Beechdean Motorsport <i>A. HOWARD</i>	1:58.975	14:16:00.802	24	Aston Martin Vantage GT3

Leader History

NO	NAME	FROM LAP	LAPS LED	DISTANCE	VEHICLE
97	Beechdean Motorsport <i>A. HOWARD</i>	1	24	87.85 miles	Aston Martin Vantage GT3

2024 GT Cup Championship

RACE 12 - STATISTICS

CLASS : GTC7 Starters

Fastest Lap History

NO	NAME	LAP TIME	TIME OF DAY	LAP	VEHICLE
3	Topcats Racing W. GILBERT	2:04.597	13:29:12.190	2	Lamborghini Super Trofeo
3	Topcats Racing W. GILBERT	2:04.392	13:37:33.521	6	Lamborghini Super Trofeo
3	Topcats Racing W. GILBERT	2:04.169	13:39:37.690	7	Lamborghini Super Trofeo

Leader History

NO	NAME	FROM LAP	LAPS LED	DISTANCE	VEHICLE
3	Topcats Racing W. GILBERT	1	22	80.53 miles	Lamborghini Super Trofeo
2	Topcats Racing C. GILBERT	23	1	3.66 miles	Lamborghini Super Trofeo

2024 GT Cup Championship

RACE 12 - STATISTICS

CLASS : GTH

4 Starters

Fastest Lap History

NO	NAME	LAP TIME	TIME OF DAY	LAP	VEHICLE
10	Forsetti Motorsport <i>S. NESER</i>	2:12.036	13:29:32.042	2	Aston Martin Vantage GT4
10	Forsetti Motorsport <i>S. NESER</i>	2:11.954	13:31:43.996	3	Aston Martin Vantage GT4
10	Forsetti Motorsport <i>S. NESER</i>	2:11.764	13:33:55.760	4	Aston Martin Vantage GT4
10	Forsetti Motorsport <i>S. NESER</i>	2:11.560	13:38:19.087	6	Aston Martin Vantage GT4
86	SVG Motorsport <i>L. THEOBALD</i>	2:11.436	13:58:10.434	14	Ginetta G56 GT4
10	Forsetti Motorsport <i>S. NESER</i>	2:11.414	14:02:30.696	16	Aston Martin Vantage GT4
10	Forsetti Motorsport <i>S. NESER</i>	2:11.306	14:04:42.002	17	Aston Martin Vantage GT4
86	SVG Motorsport <i>L. THEOBALD</i>	2:11.185	14:04:46.687	17	Ginetta G56 GT4
10	Forsetti Motorsport <i>S. NESER</i>	2:11.101	14:06:53.103	18	Aston Martin Vantage GT4

Leader History

NO	NAME	FROM LAP	LAPS LED	DISTANCE	VEHICLE
10	Forsetti Motorsport <i>S. NESER</i>	1	11	40.26 miles	Aston Martin Vantage GT4
9	Forsetti Motorsport <i>M. PORTER (PS)</i>	12	11	40.26 miles	Aston Martin Vantage GT4

2024 GT Cup Championship

RACE 12 - STATISTICS

CLASS : GTA1 Starters

Fastest Lap History


NO	NAME	LAP TIME	TIME OF DAY	LAP	VEHICLE
370	Jolt Racing R. WILLIAMS	2:24.375	13:29:52.793	2	McLaren 570S GT4
370	Jolt Racing R. WILLIAMS	2:24.023	13:32:16.818	3	McLaren 570S GT4
370	Jolt Racing R. WILLIAMS	2:23.125	13:37:04.058	5	McLaren 570S GT4
370	Jolt Racing R. WILLIAMS	2:21.749	13:39:25.806	6	McLaren 570S GT4
370	Jolt Racing R. WILLIAMS	2:21.582	13:46:32.863	9	McLaren 570S GT4
370	Jolt Racing R. WILLIAMS	2:20.627	13:48:53.488	10	McLaren 570S GT4
370	Jolt Racing R. WILLIAMS	2:18.065	13:58:09.590	13	McLaren 570S GT4
370	Jolt Racing R. WILLIAMS	2:16.886	14:00:26.476	14	McLaren 570S GT4
370	Jolt Racing R. WILLIAMS	2:16.553	14:02:43.029	15	McLaren 570S GT4
370	Jolt Racing R. WILLIAMS	2:16.509	14:16:26.519	21	McLaren 570S GT4

Leader History

NO	NAME	FROM LAP	LAPS LED	DISTANCE	VEHICLE
370	Jolt Racing R. WILLIAMS	1	21	76.87 miles	McLaren 570S GT4

2024 GT Cup Championship

RACE 16 - GRID (25 minutes) - AMENDED

ROW 10	19	11	Paddock Motorsport		
ROW 9	17	370	Jolt Racing	18	62 Woodrow Motorsport
ROW 8	15	75	Team Parker Racing	16	40 Woodrow Motorsport
ROW 7	13	86	SVG Motorsport	14	72 Woodrow Motorsport
ROW 6	11	10	Forsetti Motorsport	12	9 Forsetti Motorsport
ROW 5	9	28	Kendall Developments	10	80 Team Trofeo Racing
ROW 4	7	2	Topcats Racing	8	33 G-Cat Racing
ROW 3	5	3	Topcats Racing	6	24 Greystone GT
ROW 2	3	99	Tim Gray Motorsport	4	5 CTR Developments
ROW 1	1	6	Team Abba Racing	2	97 Beechdean Motorsport
Pole					
					

2024 GT Cup Championship

RACE 16 - CLASSIFICATION

Race Distance: 13 Laps / 47.58 miles

POS	NO	CL	PIC	TEAM / DRIVERS	CAR	LAPS	TIME	GAP	DIFF	MPH	BEST	ON	GRD	↑↓
1	6	GTO	1	Team Abba Racing Richard NEARY / Ian LOGGIE	Mercedes AMG GT3	13	26:09.118			109.17	1:59.424	5	1	0
2	97	GT3	1	Beechdean Motorsport Andrew HOWARD / Darren TURNER (PRO) (INV)	Aston Martin Vantage GT3	13	26:38.609	29.491	29.491	107.16	2:01.459	4	2	0
3	99	GTO	2	Tim Gray Motorsport Steve BURGESS	Radical RXC	13	27:02.230	53.112	23.621	105.60	2:03.294	4	3	0
4	5	GTO	3	CTR Developments Richard CHAMBERLAIN	Porsche 935	13	27:34.741	1:25.623	32.511	103.52	2:05.376	3	4	0
5	2	GTC	1	Topcats Racing Charlotte GILBERT / Tom RAWLINGS (PS)	Lamborghini Super Trofeo	13	27:39.405	1:30.287	4.664	103.23	2:06.271	8	7	2
6	3	GTC	2	Topcats Racing Warren GILBERT / Fraser FENWICK	Lamborghini Super Trofeo	13	27:41.531	1:32.413	2.126	103.10	2:06.355	11	5	-1
7	33	GT3	2	G-Cat Racing Shamus JENNINGS / Greg CATON	Porsche 911 GTR GT3	13	27:43.147	1:34.029	1.616	103.00	2:06.526	13	8	1
8	80	GTC	3	Team Trofeo Racing James CALEY / Bill CALEY (INV)	Porsche 911 GT3 Cup	12	26:24.451	1 Lap	1 Lap	99.80	2:10.585	2	10	2
9	9	GTH	1	Forsetti Motorsport Matthew HIGGINS / Mikey PORTER (PS)	Aston Martin Vantage GT4	12	26:27.001	1 Lap	2.550	99.64	2:10.760	3	12	3
10	72	GTC	4	Woodrow Motorsport Chris MURPHY	BMW M3 GTR	12	26:48.081	1 Lap	21.080	98.33	2:12.171	6	14	4
11	86	GTH	2	SVG Motorsport Liona THEOBALD / Owen HIZZEY (PS)	Ginetta G56 GT4	12	26:56.692	1 Lap	8.611	97.81	2:13.319	9	13	2
12	11	GTH	3	Paddock Motorsport Michael ORANT / Thomas HOLLAND (PS)	McLaren Artura GT4	12	27:01.994	1 Lap	5.302	97.49	2:13.462	12	19	7
13	75	GTC	5	Team Parker Racing Keith BUSH	Porsche 911 GT3 Cup	12	27:13.129	1 Lap	11.135	96.82	2:13.099	12	15	2
14	370	GTA	1	Jolt Racing Rupert WILLIAMS / John INGRAM (PS)	McLaren 570S GT4	12	28:38.495	1 Lap	1:25.366	92.01	2:18.224	11	17	3

NOT CLASSIFIED

NC	40	GTC	Woodrow Motorsport Jasva SAPRA (INV)	BMW E46	8	18:17.607	5 Laps	4 Laps	96.04	2:14.038	5
NC	62	GTC	Woodrow Motorsport Kevin CLARKE (INV)	Lamborghini Super Trofeo	2	5:48.727	11 Laps	6 Laps	75.57		
NC	10	GTH	Forsetti Motorsport Sam NESER / Will ORTON (PS)	Aston Martin Vantage GT4	1	2:25.998	12 Laps	1 Lap	90.25		

NOT STARTED

NS	24	GT3	Greystone GT Andrey BORODIN / Ed PEAD (PRO) (INV)	McLaren 720S GT3
NS	28	GTO	Kendall Developments Paul BAILEY / David BRABHAM (PRO)	Lamborghini Super Trofeo

FASTEST LAP

6	GTO	Team Abba Racing Richard NEARY / Ian LOGGIE	Mercedes AMG GT3	5	1:59.424	110.34 mph	177.58 kph
97	GT3	Beechdean Motorsport Andrew HOWARD / Darren TURNER (PRO) (INV)	Aston Martin Vantage GT3	4	2:01.459	108.49 mph	174.60 kph
2	GTC	Topcats Racing Charlotte GILBERT / Tom RAWLINGS (PS)	Lamborghini Super Trofeo	8	2:06.271	104.36 mph	167.95 kph
9	GTH	Forsetti Motorsport Matthew HIGGINS / Mikey PORTER (PS)	Aston Martin Vantage GT4	3	2:10.760	100.77 mph	162.18 kph
370	GTA	Jolt Racing Rupert WILLIAMS / John INGRAM (PS)	McLaren 570S GT4	11	2:18.224	95.33 mph	153.42 kph

Weather / Track : Bright / Dry

These results are provisional until the conclusion of any judicial and technical matters.

Date: 28/07/2024 Start: 16:37 Finish: 17:03

Silverstone GP: 3.6604 miles

Clerk Of Course: Andy Stevens	Stewards:	Timekeeper: Gethin Rees	
-------------------------------	-----------	-------------------------	---

Results can be found at www.tsl-timing.com

Printed - 17:07 Sunday, 28 July 2024

2024 GT Cup Championship

RACE 16 - BEST SECTORS

SECTOR 1				SECTOR 2			SECTOR 3			SECTOR 4			IDEAL / BEST COMPARISON					
POS	NO	NAME	TIME	NO	NAME	TIME	NO	NAME	TIME	NO	NAME	TIME	POS	NO	NAME	IDEAL	BEST	DIFF
													PERFECT LAP		1:58.881			
1	6	Team Ab	35.770	6	Team Ab	25.118	6	Team Ab	35.581	6	Team Ab	22.412	1	6	Team Abba Racing	1:58.881	1:59.424	0.543
2	97	Beechde	36.435	97	Beechde	25.524	97	Beechde	36.278	97	Beechde	22.793	2	97	Beechdean Motorsport	2:01.030	2:01.459	0.429
3	99	Tim Gra	36.890	99	Tim Gra	26.135	99	Tim Gra	36.700	99	Tim Gra	23.252	3	99	Tim Gray Motorsport	2:02.977	2:03.294	0.317
4	5	CTR Dev	37.568	5	CTR Dev	26.440	5	CTR Dev	37.363	33	G-Cat R	23.589	4	5	CTR Developments	2:04.963	2:05.376	0.413
5	2	Topcats	37.791	33	G-Cat R	26.621	2	Topcats	37.501	5	CTR Dev	23.592	5	3	Topcats Racing	2:05.790	2:06.355	0.565
6	3	Topcats	37.861	3	Topcats	26.692	3	Topcats	37.619	3	Topcats	23.618	6	2	Topcats Racing	2:05.963	2:06.271	0.308
7	33	G-Cat R	38.290	2	Topcats	26.789	33	G-Cat R	37.654	2	Topcats	23.882	7	33	G-Cat Racing	2:06.154	2:06.526	0.372
8	80	Team Tr	39.565	9	Forsett	27.344	80	Team Tr	38.778	80	Team Tr	24.396	8	80	Team Trofeo Racing	2:10.134	2:10.585	0.451
9	9	Forsett	39.743	80	Team Tr	27.395	9	Forsett	39.095	9	Forsett	24.443	9	9	Forsetti Motorsport	2:10.625	2:10.760	0.135
10	75	Team Pa	40.105	86	SVG Mot	27.675	72	Woodrow	39.150	72	Woodrow	24.510	10	72	Woodrow Motorsport	2:11.803	2:12.171	0.368
11	72	Woodrow	40.448	72	Woodrow	27.695	75	Team Pa	39.481	86	SVG Mot	24.798	11	75	Team Parker Racing	2:12.620	2:13.099	0.479
12	86	SVG Mot	40.545	40	Woodrow	27.721	86	SVG Mot	39.811	11	Paddock	24.806	12	86	SVG Motorsport	2:12.829	2:13.319	0.490
13	11	Paddock	40.787	11	Paddock	27.840	11	Paddock	39.951	75	Team Pa	24.828	13	11	Paddock Motorsport	2:13.384	2:13.462	0.078
14	40	Woodrow	40.887	75	Team Pa	28.206	40	Woodrow	40.199	40	Woodrow	25.186	14	40	Woodrow Motorsport	2:13.993	2:14.038	0.045
15	370	Jolt Ra	42.321	62	Woodrow	28.493	370	Jolt Ra	41.332	370	Jolt Ra	25.633	15	370	Jolt Racing	2:18.224	2:18.224	0.000
16	62	Woodrow	47.429	370	Jolt Ra	28.938	10	Forsett	42.605	62	Woodrow	27.033	16	62	Woodrow Motorsport	2:30.676		
17				10	Forsett	28.986	62	Woodrow	47.721				17	10	Forsetti Motorsport			

2024 GT Cup Championship

RACE 16 - BEST SPEEDS

INTERMEDIATE 1				INTERMEDIATE 2			INTERMEDIATE 3			FINISH LINE		
POS	NO	NAME	MPH	NO	NAME	MPH	NO	NAME	MPH	NO	NAME	MPH
1	5	CTR Developments	165.6	6	Team Abba Racing	118.3	99	Tim Gray Motorsport	160.1	99	Tim Gray Motorsport	146.4
2	99	Tim Gray Motorsport	162.4	5	CTR Developments	114.5	5	CTR Developments	159.7	5	CTR Developments	146.1
3	6	Team Abba Racing	156.7	99	Tim Gray Motorsport	113.9	6	Team Abba Racing	159.4	6	Team Abba Racing	143.5
4	2	Topcats Racing	155.7	97	Beechdean Motorsport	113.7	2	Topcats Racing	154.6	2	Topcats Racing	140.5
5	3	Topcats Racing	154.9	2	Topcats Racing	112.7	97	Beechdean Motorsport	153.5	3	Topcats Racing	139.9
6	97	Beechdean Motorsport	153.9	3	Topcats Racing	111.8	3	Topcats Racing	153.2	97	Beechdean Motorsport	139.0
7	62	Woodrow Motorsport	153.9	33	G-Cat Racing	111.6	33	G-Cat Racing	150.8	33	G-Cat Racing	137.0
8	75	Team Parker Racing	151.1	62	Woodrow Motorsport	106.1	75	Team Parker Racing	150.1	80	Team Trofeo Racing	136.4
9	80	Team Trofeo Racing	150.4	86	SVG Motorsport	106.0	80	Team Trofeo Racing	149.4	75	Team Parker Racing	135.3
10	33	G-Cat Racing	149.1	75	Team Parker Racing	106.0	72	Woodrow Motorsport	143.3	62	Woodrow Motorsport	135.0
11	72	Woodrow Motorsport	146.5	80	Team Trofeo Racing	105.8	40	Woodrow Motorsport	140.9	72	Woodrow Motorsport	131.0
12	9	Forsetti Motorsport	142.4	9	Forsetti Motorsport	105.3	9	Forsetti Motorsport	140.3	9	Forsetti Motorsport	127.2
13	86	SVG Motorsport	140.9	11	Paddock Motorsport	105.0	86	SVG Motorsport	139.2	86	SVG Motorsport	126.7
14	40	Woodrow Motorsport	140.6	72	Woodrow Motorsport	104.6	11	Paddock Motorsport	137.5	40	Woodrow Motorsport	126.4
15	11	Paddock Motorsport	140.1	10	Forsetti Motorsport	103.8	370	Jolt Racing	136.9	11	Paddock Motorsport	124.0
16	10	Forsetti Motorsport	139.5	40	Woodrow Motorsport	103.5	10	Forsetti Motorsport	134.7	370	Jolt Racing	124.0
17	370	Jolt Racing	138.6	370	Jolt Racing	98.5	62	Woodrow Motorsport	100.6			
18												
19												

2024 GT Cup Championship

RACE 16 - LAP CHART

LAP 1 @ 16:39:42.368			LAP 2 @ 16:41:42.842			LAP 3 @ 16:43:42.811			LAP 4 @ 16:45:42.261			LAP 5 @ 16:47:41.685		
NO	BEHIND	LAP TIME	NO	BEHIND	LAP TIME	NO	BEHIND	LAP TIME	NO	BEHIND	LAP TIME	NO	BEHIND	LAP TIME
6		2:03.917	6		2:00.474	6		1:59.969	6		1:59.450	6		1:59.424
97	4.222	2:08.139	97	5.417	2:01.669	97	7.558	2:02.110	97	9.567	2:01.459	97	11.647	2:01.504
99	4.719	2:08.636	99	8.215	2:03.970	99	11.565	2:03.319	99	15.409	2:03.294	99	19.516	2:03.531
5	6.899	2:10.816	5	12.405	2:05.980	5	17.812	2:05.376	5	24.359	2:05.997	5	30.875	2:05.940
2	10.098	2:14.015	2	17.787	2:08.163	2	25.696	2:07.878	2	33.808	2:07.562	2	40.973	2:06.589
3	10.630	2:14.547	3	18.500	2:08.344	3	26.752	2:08.221	3	34.803	2:07.501	3	41.975	2:06.596
33	10.921	2:14.838	33	19.008	2:08.561	33	27.210	2:08.171	33	35.412	2:07.652	33	42.629	2:06.641
80	12.735	2:16.652	80	22.846	2:10.585	80	33.935	2:11.058	80	46.903	2:12.418	80	59.176	2:11.697
9	17.186	2:21.103	9	27.897	2:11.185	9	38.688	2:10.760	9	50.426	2:11.188	9	1:02.307	2:11.305
86	20.684	2:24.601	72	34.513	2:13.724	72	48.371	2:13.827	72	1:01.503	2:12.582	72	1:15.587	2:13.508
72	21.263	2:25.180	86	34.828	2:14.618	86	49.377	2:14.518	86	1:03.584	2:13.657	86	1:17.552	2:13.392
11	21.790	2:25.707	11	36.020	2:14.704	11	50.273	2:14.222	11	1:04.995	2:14.172	11	1:20.432	2:14.861
10	22.081	2:25.998 P	40	37.308	2:14.925	40	52.546	2:15.207	40	1:07.995	2:14.899	40	1:22.609	2:14.038
40	22.857	2:26.774	75	38.831	2:15.776	75	54.257	2:15.395	75	1:09.345	2:14.538	75	1:24.167	2:14.246
75	23.529	2:27.446	370	50.398	2:23.580	370	1:13.983	2:23.554	370	1:37.044	2:22.511			
370	27.292	2:31.209	62	1:44.336	2:49.082 P									
62	55.728	2:59.645												

2024 GT Cup Championship

RACE 16 - LAP CHART

LAP 6 @ 16:49:41.440	LAP 7 @ 16:51:40.892	LAP 8 @ 16:53:40.387	LAP 9 @ 16:55:43.509	LAP 10 @ 16:57:46.010
NOBEHINDLAP TIME	NOBEHINDLAP TIME	NOBEHINDLAP TIME	NOBEHINDLAP TIME	NOBEHINDLAP TIME
61:59.755	61:59.452	61:59.495	62:03.122	62:02.501
3701 Lap2:22.309	9716.2112:02.227	9718.7672:02.051	111 Lap2:14.085	721 Lap2:12.824
9713.4362:01.544	3701 Lap2:23.152	9935.0532:06.479	751 Lap2:17.055	861 Lap2:13.319
9923.1542:03.393	9928.0692:04.367	3701 Lap2:21.961	401 Lap2:19.351	111 Lap2:13.812
537.7112:06.591	548.1712:09.912	556.0212:07.345	9717.4082:01.763	9720.6752:05.768
247.5552:06.337	254.8142:06.711	21:01.5902:06.271	9936.4832:04.552	751 Lap2:14.830
348.7792:06.559	356.8792:07.552	31:04.2202:06.836	51:00.0332:07.134	9938.6402:04.658
3350.1312:07.257	3357.6702:06.991	331:05.7622:07.587	3701 Lap2:21.067	51:04.4862:06.954
801:10.7002:11.279	801:22.4252:11.177	801:34.4252:11.495	21:05.9712:07.503	21:11.0342:07.564
91:13.8112:11.259	91:25.5592:11.200	91:37.0822:11.018	31:07.5352:06.437	31:13.6502:08.616
721:28.0032:12.171	721:40.9482:12.397	721:54.5022:13.049	331:09.4842:06.844	331:14.2172:07.234
861:31.4752:13.678	861:45.3432:13.320	861:59.2242:13.376	801:42.8142:11.511	3701 Lap2:20.912
111:34.6192:13.942	111:49.3242:14.157		91:44.8282:10.868	801:51.7982:11.485
401:37.2262:14.372	401:55.8152:18.041			91:53.2332:10.906
751:37.5312:13.119	751:56.0792:18.000			

2024 GT Cup Championship

RACE 16 - LAP CHART

LAP 11 @ 16:59:46.099			LAP 12 @ 17:01:48.052			LAP 13 @ 17:03:47.569		
NO	BEHIND	LAP TIME	NO	BEHIND	LAP TIME	NO	BEHIND	LAP TIME
6		2:00.089	6		2:01.953	6		1:59.517
72	1 Lap	2:12.759	80	1 Lap	2:12.627	80	1 Lap	2:12.467
86	1 Lap	2:13.788	9	1 Lap	2:12.145	9	1 Lap	2:14.064
97	24.766	2:04.180	72	1 Lap	2:12.723	97	29.491	2:03.249
11	1 Lap	2:14.658	97	25.759	2:02.946	72	1 Lap	2:13.337
75	1 Lap	2:14.830	86	1 Lap	2:14.254	86	1 Lap	2:14.171
99	43.929	2:05.378	11	1 Lap	2:14.212	11	1 Lap	2:13.462
5	1:12.812	2:08.415	99	47.217	2:05.241	99	53.112	2:05.412
2	1:17.592	2:06.647	75	1 Lap	2:14.795	75	1 Lap	2:13.099
3	1:19.916	2:06.355	5	1:17.880	2:07.021	5	1:25.623	2:07.260
33	1:21.175	2:07.047	2	1:22.474	2:06.835	2	1:30.287	2:07.330
370	1 Lap	2:19.703	3	1:24.563	2:06.600	3	1:32.413	2:07.367
			33	1:27.020	2:07.798	33	1:34.029	2:06.526
			370	1 Lap	2:18.224	370	1 Lap	2:30.313 P

2024 GT Cup Championship

RACE 16 - PIT STOP ANALYSIS

P14 370 Jolt Racing				
STOP	IN TIME	STOP TIME	TOTAL TIME	OUT TIME

1 - 17:06:16.946

P16 62 Woodrow Motorsport				
STOP	IN TIME	STOP TIME	TOTAL TIME	OUT TIME

1 - 16:43:27.178

P17 10 Forsetti Motorsport				
STOP	IN TIME	STOP TIME	TOTAL TIME	OUT TIME

1 - 16:40:04.449

2024 GT Cup Championship

RACE 16 - POSITION CHART WITH INTERMEDIATES

		Lap																																
No	Name	Pos	L0 - Int1-M	L0 - Int2-M	L0 - Int3-M	L1 - Finish	L1 - Int1-M	L1 - Int2-M	L1 - Int3-M	L2 - Finish	L2 - Int1-M	L2 - Int2-M	L2 - Int3-M	L3 - Finish	L3 - Int1-M	L3 - Int2-M	L3 - Int3-M	L4 - Finish	L4 - Int1-M	L4 - Int2-M	L4 - Int3-M	L5 - Finish	L5 - Int1-M	L5 - Int2-M	L5 - Int3-M	L6 - Finish	L6 - Int1-M	L6 - Int2-M	L6 - Int3-M	L7 - Finish	L7 - Int1-M	L7 - Int2-M	L7 - Int3-M	L8 - Finish
6	Team Abba Racing	1	6	6	6	6	6	6	6	6	6	6	6	6	6	6	6	6	6	6	6	6	6	6	6	6	6	6	6	6	6	6	6	
97	Beechdean Motorsport	2	99	99	97	97	97	97	97	97	97	97	97	97	97	97	97	97	97	97	97	97	97	97	97	97	97	97	97	97	97	97	97	
99	Tim Gray Motorsport	3	97	97	99	99	99	99	99	99	99	99	99	99	99	99	99	99	99	99	99	99	99	99	99	99	99	99	99	99	99	99	99	
5	CTR Developments	4	5	5	5	5	5	5	5	5	5	5	5	5	5	5	5	5	5	5	5	5	5	5	5	5	5	5	5	5	5	5	5	
3	Topcats Racing	5	3	3	3	2	2	2	2	2	2	2	2	2	2	2	2	2	2	2	2	2	2	2	2	2	2	2	2	2	2	2	2	
24	Greystone GT	6	2	2	2	3	3	3	3	3	3	3	3	3	3	3	3	3	3	3	3	3	3	3	3	3	3	3	3	3	3	3	3	
2	Topcats Racing	7	33	33	33	33	33	33	33	33	33	33	33	33	33	33	33	33	33	33	33	33	33	33	33	33	33	33	33	33	33	33	33	
33	G-Cat Racing	8	80	80	80	80	80	80	80	80	80	80	80	80	80	80	80	80	80	80	80	80	80	80	80	80	80	80	80	80	80	80	80	
28	Kendall Developments	9	9	62	9	9	9	9	9	9	9	9	9	9	9	9	9	9	9	9	9	9	9	9	9	9	9	9	9	9	9	9	9	
80	Team Trofeo Racing	10	10	10	10	86	86	86	86	72	72	72	72	72	72	72	72	72	72	72	72	72	72	72	72	72	72	72	72	72	72	72	72	
10	Forsetti Motorsport	11	62	9	86	72	72	72	72	86	86	86	86	86	86	86	86	86	86	86	86	86	86	86	86	86	86	86	86	86	86	86	86	
9	Forsetti Motorsport	12	86	86	72	11	11	11	11	11	11	11	11	11	11	11	11	11	11	11	11	11	11	11	11	11	11	11	11	11	11	11	11	
86	SVG Motorsport	13	72	40	11	40	40	40	40	40	40	40	40	40	40	40	40	40	40	40	40	40	40	40	40	40	40	40	40	40	40	75	75	
72	Woodrow Motorsport	14	40	72	75	75	75	75	75	75	75	75	75	75	75	75	75	75	75	75	75	75	75	75	75	75	75	75	75	75	75	75	40	40
75	Team Parker Racing	15	11	11	40	370	370	370	370	370	370	370	370	370	370	370	370	370	370	370	370	370	370	370	370	370	370	370	370	370	370	370	370	
40	Woodrow Motorsport	16	75	75	370	62	62	62																										
370	Jolt Racing	17	370	370	62																													
62	Woodrow Motorsport	18																																
11	Paddock Motorsport	19																																

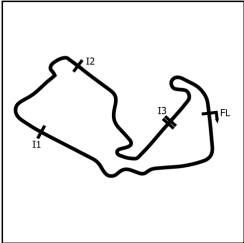
2024 GT Cup Championship

RACE 16 - POSITION CHART WITH INTERMEDIATES

		Lap																				
No	Name	Pos	L8 - Int1-M	L8 - Int2-M	L8 - Int3-M	L9 - Finish	L9 - Int1-M	L9 - Int2-M	L9 - Int3-M	L10 - Finish	L10 - Int1-M	L10 - Int2-M	L10 - Int3-M	L11 - Finish	L11 - Int1-M	L11 - Int2-M	L11 - Int3-M	L12 - Finish	L12 - Int1-M	L12 - Int2-M	L12 - Int3-M	L13 - Finish
6	Team Abba Racing	1	6	6	6	6	6	6	6	6	6	6	6	6	6	6	6	6	6	6	6	6
97	Beechdean Motorsport	2	97	97	97	97	97	97	97	97	97	97	97	97	97	97	97	97	97	97	97	97
99	Tim Gray Motorsport	3	99	99	99	99	99	99	99	99	99	99	99	99	99	99	99	99	99	99	99	99
5	CTR Developments	4	5	5	5	5	5	5	5	5	5	5	5	5	5	5	5	5	5	5	5	5
3	Topcats Racing	5	2	2	2	2	2	2	2	2	2	2	2	2	2	2	2	2	2	2	2	2
24	Greystone GT	6	3	3	3	3	3	3	3	3	3	3	3	3	3	3	3	3	3	3	3	3
2	Topcats Racing	7	33	33	33	33	33	33	33	33	33	33	33	33	33	33	33	33	33	33	33	33
33	G-Cat Racing	8	80	80	80	80	80	80	80	80	80	80	80	80	80	80	80	80				
28	Kendall Developments	9	9	9	9	9	9	9	9	9	9	9	9	9	9	9	9	9				
80	Team Trofeo Racing	10	72	72	72	72	72	72	72	72	72	72	72	72	72	72	72	72				
10	Forsetti Motorsport	11	86	86	86	86	86	86	86	86	86	86	86	86	86	86	86	86				
9	Forsetti Motorsport	12	11	11	11	11	11	11	11	11	11	11	11	11	11	11	11	11				
86	SVG Motorsport	13	75	75	75	75	75	75	75	75	75	75	75	75	75	75	75	75				
72	Woodrow Motorsport	14	370	370	370	370	370	370	370	370	370	370	370	<u>370</u>	370	370	370					
75	Team Parker Racing	15																				
40	Woodrow Motorsport	16																				
370	Jolt Racing	17																				
62	Woodrow Motorsport	18																				
11	Paddock Motorsport	19																				

2024 GT Cup Championship

RACE 16 - SECTOR ANALYSIS



SECTOR 1 = FL to I1, SECTOR 2 = I1 to I2 SECTOR 3 = I2 to I3, SECTOR 4 = I3 to FL, DIFF = Difference To Personal Best Lap, P = Crossed Finish Line in Pit Lane, D = Time Disallowed

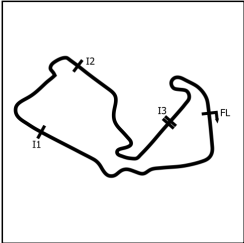
P1 6 GTO		Team Abba Racing						Mercedes AMG GT3					
IDEAL LAP TIME : 1:58.881				BEST LAP TIME : 1:59.424				DIFFERENCE : 0.543					
D1: Richard NEARY				D2: Ian LOGGIE									
LAP	SECTOR 1		SECTOR 2		SECTOR 3		SECTOR 4		LAP TIME	MPH	DIFF	TIME OF DAY	
1 - D1		153.5	25.733	117.7	35.682	156.7	22.597	142.0	2:03.917	106.34	4.493	16:39:42.368	
2 - D1	36.096	155.3	25.750	117.3	35.993	157.1	22.635	142.3	2:00.474	109.38	1.050	16:41:42.842	
3 - D1	36.228	154.6	25.481	117.9	35.642	156.7	22.618	143.5	1:59.969	109.84	0.545	16:43:42.811	
4 - D1	35.983	152.8	25.388	116.9	35.667	158.6	22.412	142.6	1:59.450 (2)	110.32	0.026	16:45:42.261	
5 - D1	36.049	154.9	25.118	118.1	35.584	156.7	22.673	143.2	1:59.424 (1)	110.34		16:47:41.685	
6 - D1	35.935	153.5	25.596	116.5	35.604	156.7	22.620	142.3	1:59.755	110.03	0.331	16:49:41.440	
7 - D1	35.770	156.7	25.410	115.1	35.639	157.9	22.633	142.0	1:59.452 (3)	110.31	0.028	16:51:40.892	
8 - D1	35.936	154.9	25.200	116.9	35.761	157.9	22.598	143.5	1:59.495	110.27	0.071	16:53:40.387	
9 - D1	38.364	152.8	25.826	118.3	35.826	158.2	23.106	143.5	2:03.122	107.03	3.698	16:55:43.509	
10 - D1	36.274	154.2	25.427	115.3	37.613	151.8	23.187	143.5	2:02.501	107.57	3.077	16:57:46.010	
11 - D1	35.817	154.9	25.586	117.7	35.927	158.6	22.759	141.7	2:00.089	109.73	0.665	16:59:46.099	
12 - D1	35.943	156.4	25.566	116.9	37.551	156.0	22.893	140.5	2:01.953	108.05	2.529	17:01:48.052	
13 - D1	36.005	155.3	25.316	117.5	35.581	159.4	22.615	142.0	1:59.517	110.25	0.093	17:03:47.569	

P2		97 GT3		Beechdean Motorsport				Aston Martin Vantage GT3				
IDEAL LAP TIME : 2:01.030				BEST LAP TIME : 2:01.459				DIFFERENCE : 0.429				
D1: Andrew HOWARD				D2: Darren TURNER (PRO) (IN)								
LAP	SECTOR 1		SECTOR 2		SECTOR 3		SECTOR 4		LAP TIME	MPH	DIFF	TIME OF DAY
1 - D1		151.1	26.313	109.8	36.837	151.4	23.054	138.1	2:08.139	102.83	6.680	16:39:46.590
2 - D1	36.876	151.4	25.537	113.7	36.381	151.8	22.875	138.4	2:01.669	108.30	0.210	16:41:48.259
3 - D1	36.863	150.8	25.787	112.0	36.397	152.5	23.063	137.8	2:02.110	107.91	0.651	16:43:50.369
4 - D1	36.737	151.4	25.635	112.4	36.294	152.8	22.793	138.4	2:01.459 (1)	108.49		16:45:51.828
5 - D1	36.507	152.8	25.635	113.7	36.391	152.1	22.971	139.0	2:01.504 (2)	108.45	0.045	16:47:53.332
6 - D1	36.700	152.8	25.524	112.5	36.278	152.1	23.042	138.1	2:01.544 (3)	108.41	0.085	16:49:54.876
7 - D1	36.653	153.9	25.708	112.7	36.827	151.8	23.039	138.7	2:02.227	107.81	0.768	16:51:57.103
8 - D1	36.668	152.8	25.676	113.3	36.579	151.8	23.128	138.7	2:02.051	107.96	0.592	16:53:59.154
9 - D1	36.435	151.8	25.625	113.3	36.365	152.5	23.338	138.4	2:01.763	108.22	0.304	16:56:00.917
10 - D1	37.214	151.4	25.939	112.7	38.876	150.8	23.739	138.7	2:05.768	104.77	4.309	16:58:06.685
11 - D1	37.260	151.1	26.316	111.4	37.148	151.4	23.456	138.4	2:04.180	106.11	2.721	17:00:10.865
12 - D1	36.805	153.2	26.053	112.7	36.829	153.5	23.259	138.4	2:02.946	107.18	1.487	17:02:13.811
13 - D1	37.371	151.8	25.862	112.2	36.756	152.1	23.260	139.0	2:03.249	106.92	1.790	17:04:17.060

P3 99 GTO		Tim Gray Motorsport				Radical RXC						
IDEAL LAP TIME : 2:02.977				BEST LAP TIME : 2:03.294				DIFFERENCE : 0.317				
D1: Steve BURGESS												
LAP	SECTOR 1		SECTOR 2		SECTOR 3		SECTOR 4		LAP TIME	MPH	DIFF	TIME OF DAY
1 - D1		159.4	26.519	113.7	37.392	159.0	23.273	145.8	2:08.636	102.44	5.342	16:39:47.087
2 - D1	37.347	161.7	26.255	113.9	37.086	159.4	23.282	146.4	2:03.970	106.29	0.676	16:41:51.057
3 - D1	36.919	161.3	26.352	113.5	36.700	160.1	23.348	145.8	2:03.319 (2)	106.85	0.025	16:43:54.376
4 - D1	36.890	161.3	26.135	113.5	36.997	159.0	23.272	146.1	2:03.294 (1)	106.88		16:45:57.670
5 - D1	36.985	162.0	26.341	113.7	36.953	158.6	23.252	145.8	2:03.531	106.67	0.237	16:48:01.201
6 - D1	37.038	162.4	26.211	111.1	36.884	159.4	23.260	146.1	2:03.393 (3)	106.79	0.099	16:50:04.594
7 - D1	37.250	162.0	26.607	113.7	37.050	158.2	23.460	146.1	2:04.367	105.95	1.073	16:52:08.961
8 - D1	38.736	157.9	27.006	112.0	37.166	158.6	23.571	145.8	2:06.479	104.18	3.185	16:54:15.440
9 - D1	37.281	160.9	26.416	113.1	37.346	157.9	23.509	146.1	2:04.552	105.80	1.258	16:56:19.992
10 - D1	37.246	160.5	26.452	113.7	37.464	158.2	23.496	145.8	2:04.658	105.71	1.364	16:58:24.650
11 - D1	37.424	160.1	26.569	112.2	37.743	155.7	23.642	146.1	2:05.378	105.10	2.084	17:00:30.028
12 - D1	37.296	161.3	26.516	112.7	37.833	159.0	23.596	145.8	2:05.241	105.21	1.947	17:02:35.269
13 - D1	37.268	161.3	26.579	113.3	37.608	158.6	23.957	136.7	2:05.412	105.07	2.118	17:04:40.681

2024 GT Cup Championship

RACE 16 - SECTOR ANALYSIS



SECTOR 1 = FL to I1, SECTOR 2 = I1 to I2 SECTOR 3 = I2 to I3, SECTOR 4 = I3 to FL, DIFF = Difference To Personal Best Lap, P = Crossed Finish Line in Pit Lane, D = Time Disallowed

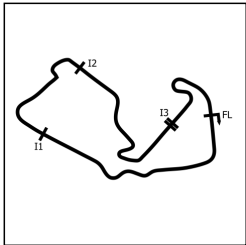
P4 5 GTO CTR Developments													Porsche 935			
IDEAL LAP TIME : 2:04.963					BEST LAP TIME : 2:05.376					DIFFERENCE : 0.413						
D1: Richard CHAMBERLAIN																
LAP		SECTOR 1		SECTOR 2		SECTOR 3		SECTOR 4		LAP TIME		MPH	DIFF	TIME OF DAY		
1 - D1		163.2		26.886 108.7		37.777 159.0		23.774 146.1		2:10.816		100.73	5.440	16:39:49.267		
2 - D1		37.780	162.0	26.679 113.1		37.615 158.6		23.906 145.1		2:05.980 (3)		104.60	0.604	16:41:55.247		
3 - D1		37.801	161.7	26.620 113.9		37.363 159.7		23.592 146.1		2:05.376 (1)		105.10		16:44:00.623		
4 - D1		37.568	165.6	26.888 111.4		37.635 158.6		23.906 145.8		2:05.997		104.58	0.621	16:46:06.620		
5 - D1		38.008	162.8	26.596 108.5		37.629 159.4		23.707 144.2		2:05.940 (2)		104.63	0.564	16:48:12.560		
6 - D1		37.870	165.6	26.440 112.7		38.095 151.8		24.186 140.2		2:06.591		104.09	1.215	16:50:19.151		
7 - D1		38.398	157.9	28.614 108.2		38.485 154.2		24.415 140.5		2:09.912		101.43	4.536	16:52:29.063		
8 - D1		38.349	160.1	27.052 111.8		37.835 155.3		24.109 143.5		2:07.345		103.48	1.969	16:54:36.408		
9 - D1		38.129	160.9	26.659 113.1		38.409 155.3		23.937 143.5		2:07.134		103.65	1.758	16:56:43.542		
10 - D1		38.161	159.0	27.098 110.7		37.837 155.7		23.858 143.2		2:06.954		103.79	1.578	16:58:50.496		
11 - D1		37.937	160.9	27.792 107.0		38.275 152.8		24.411 143.9		2:08.415		102.61	3.039	17:00:58.911		
12 - D1		38.105	159.7	27.028 114.5		37.991 156.4		23.897 143.5		2:07.021		103.74	1.645	17:03:05.932		
13 - D1		37.884	160.5	27.190 112.5		38.131 153.5		24.055 143.2		2:07.260		103.55	1.884	17:05:13.192		

P5		2 GTC		Topcats Racing				Lamborghini Super Trofeo					
IDEAL LAP TIME : 2:05.963				BEST LAP TIME : 2:06.271				DIFFERENCE : 0.308					
D1: Charlotte GILBERT				D2: Tom RAWLINGS (PS)									
LAP	SECTOR 1		SECTOR 2		SECTOR 3		SECTOR 4		LAP TIME	MPH	DIFF	TIME OF DAY	
1 - D1		154.2	27.303	102.9	38.712	151.1	24.192	139.3	2:14.015	98.33	7.744	16:39:52.466	
2 - D1	38.459	153.5	27.344	108.2	38.093	153.9	24.267	139.0	2:08.163	102.82	1.892	16:42:00.629	
3 - D1	38.509	154.2	27.212	109.4	38.070	153.5	24.087	139.6	2:07.878	103.04	1.607	16:44:08.507	
4 - D1	38.236	154.6	27.232	110.0	37.782	153.5	24.312	139.3	2:07.562	103.30	1.291	16:46:16.069	
5 - D1	37.962	155.7	26.966	111.6	37.583	153.5	24.078	139.6	2:06.589 (3)	104.09	0.318	16:48:22.658	
6 - D1	37.871	155.3	26.843	111.4	37.617	154.2	24.006	140.2	2:06.337 (2)	104.30	0.066	16:50:28.995	
7 - D1	38.072	153.9	26.789	110.9	37.695	154.2	24.155	139.9	2:06.711	103.99	0.440	16:52:35.706	
8 - D1	37.835	155.7	26.886	112.7	37.501	154.6	24.049	140.2	2:06.271 (1)	104.36		16:54:41.977	
9 - D1	38.481	155.3	27.294	110.3	37.846	154.6	23.882	140.5	2:07.503	103.35	1.232	16:56:49.480	
10 - D1	38.479	153.5	27.167	110.9	37.748	153.5	24.170	139.9	2:07.564	103.30	1.293	16:58:57.044	
11 - D1	37.791	155.3	26.848	111.1	37.816	153.9	24.192	139.6	2:06.647	104.05	0.376	17:01:03.691	
12 - D1	37.883	154.6	27.158	110.3	37.789	153.5	24.005	140.2	2:06.835	103.89	0.564	17:03:10.526	
13 - D1	37.967	154.9	27.231	111.1	38.038	152.8	24.094	140.2	2:07.330	103.49	1.059	17:05:17.856	

P6		3 GTC		Topcats Racing				Lamborghini Super Trofeo					
IDEAL LAP TIME : 2:05.790				BEST LAP TIME : 2:06.355				DIFFERENCE : 0.565					
D1: Warren GILBERT				D2: Fraser FENWICK									
LAP	SECTOR 1		SECTOR 2		SECTOR 3		SECTOR 4		LAP TIME	MPH	DIFF	TIME OF DAY	
1 - D1		152.1	26.980	105.0	39.126	150.1	24.849	135.8	2:14.547	97.94	8.192	16:39:52.998	
2 - D1	38.744	152.8	27.272	108.4	38.282	152.5	24.046	136.7	2:08.344	102.67	1.989	16:42:01.342	
3 - D1	38.646	152.8	26.989	110.3	38.643	150.1	23.943	139.3	2:08.221	102.77	1.866	16:44:09.563	
4 - D1	38.470	154.9	27.206	110.3	37.936	152.1	23.889	138.4	2:07.501	103.35	1.146	16:46:17.064	
5 - D1	38.110	154.9	26.832	110.3	38.036	152.1	23.618	139.9	2:06.596	104.09	0.241	16:48:23.660	
6 - D1	38.203	154.6	26.797	111.8	37.727	153.2	23.832	139.6	2:06.559 (3)	104.12	0.204	16:50:30.219	
7 - D1	37.861	154.6	26.887	111.2	38.748	150.1	24.056	139.3	2:07.552	103.31	1.197	16:52:37.771	
8 - D1	38.097	153.5	26.791	110.5	37.937	152.1	24.011	138.7	2:06.836	103.89	0.481	16:54:44.607	
9 - D1	38.060	154.6	26.816	110.5	37.767	153.2	23.794	137.8	2:06.437 (2)	104.22	0.082	16:56:51.044	
10 - D1	39.039	152.8	26.962	110.9	38.848	151.1	23.767	139.6	2:08.616	102.45	2.261	16:58:59.660	
11 - D1	37.937	154.9	26.692	111.6	37.855	152.5	23.871	137.8	2:06.355 (1)	104.29		17:01:06.015	
12 - D1	37.981	154.6	27.320	110.9	37.619	153.2	23.680	139.6	2:06.600	104.08	0.245	17:03:12.615	
13 - D1	37.958	154.9	26.927	110.7	38.169	143.3	24.313	138.1	2:07.367	103.46	1.012	17:05:19.982	

2024 GT Cup Championship

RACE 16 - SECTOR ANALYSIS



SECTOR 1 = FL to I1, SECTOR 2 = I1 to I2 SECTOR 3 = I2 to I3, SECTOR 4 = I3 to FL, DIFF = Difference To Personal Best Lap, P = Crossed Finish Line in Pit Lane, D = Time Disallowed

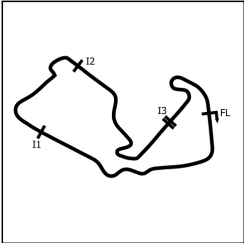
P7 33 GT3		G-Cat Racing						Porsche 911 GTR GT3					
IDEAL LAP TIME : 2:06.154				BEST LAP TIME : 2:06.526				DIFFERENCE : 0.372					
D1: Shamus JENNINGS				D2: Greg CATON									
LAP	SECTOR 1		SECTOR 2		SECTOR 3		SECTOR 4		LAP TIME	MPH	DIFF	TIME OF DAY	
1 - D1		147.8	27.279	108.0	38.558	147.8	24.680	136.4	2:14.838	97.73	8.312	16:39:53.289	
2 - D1	38.803	147.1	27.197	109.1	38.409	150.1	24.152	136.1	2:08.561	102.50	2.035	16:42:01.850	
3 - D1	38.883	147.4	26.864	110.0	38.308	148.4	24.116	136.4	2:08.171	102.81	1.645	16:44:10.021	
4 - D1	38.633	147.8	27.084	109.4	38.057	150.8	23.878	136.4	2:07.652	103.23	1.126	16:46:17.673	
5 - D1	38.603	149.1	26.708	110.7	37.698	150.4	23.632	137.0	2:06.641 (2)	104.05	0.115	16:48:24.314	
6 - D1	38.642	149.1	26.940	109.4	38.034	149.7	23.641	137.0	2:07.257	103.55	0.731	16:50:31.571	
7 - D1	38.380	148.7	27.300	110.1	37.722	149.7	23.589	137.0	2:06.991	103.76	0.465	16:52:38.562	
8 - D1	38.472	147.8	27.430	111.6	37.999	149.7	23.686	136.7	2:07.587	103.28	1.061	16:54:46.149	
9 - D1	38.416	147.4	26.735	111.6	37.741	150.4	23.952	136.4	2:06.844 (3)	103.88	0.318	16:56:52.993	
10 - D1	38.290	149.1	27.119	109.4	38.056	150.1	23.769	137.0	2:07.234	103.57	0.708	16:59:00.227	
11 - D1	38.582	147.1	26.786	110.0	37.654	150.8	24.025	136.4	2:07.047	103.72	0.521	17:01:07.274	
12 - D1	38.697	147.4	27.045	108.5	37.961	150.4	24.095	135.8	2:07.798	103.11	1.272	17:03:15.072	
13 - D1	38.321	147.4	26.621	111.4	37.839	149.4	23.745	136.1	2:06.526 (1)	104.15		17:05:21.598	

P8 80 GTC		Team Trofeo Racing						Porsche 911 GT3 Cup				
IDEAL LAP TIME : 2:10.134				BEST LAP TIME : 2:10.585				DIFFERENCE : 0.451				
D1: James CALEY				D2: Bill CALEY (INV)								
LAP	SECTOR 1		SECTOR 2		SECTOR 3		SECTOR 4		LAP TIME	MPH	DIFF	TIME OF DAY
1 - D1		148.7	27.705	105.1	39.088	148.7	24.439	135.8	2:16.652	96.43	6.067	16:39:55.103
2 - D1	39.680	150.1	27.395	104.3	38.778	149.4	24.732	136.4	2:10.585 (1)	100.91		16:42:05.688
3 - D1	39.784	148.4	27.675	105.5	39.017	149.4	24.582	134.4	2:11.058 (2)	100.54	0.473	16:44:16.746
4 - D1	40.226	149.1	27.863	105.1	39.670	148.7	24.659	135.0	2:12.418	99.51	1.833	16:46:29.164
5 - D1	40.159	149.1	27.679	105.0	39.318	148.1	24.541	135.0	2:11.697	100.06	1.112	16:48:40.861
6 - D1	39.891	150.1	27.612	105.5	39.195	148.4	24.581	135.5	2:11.279	100.38	0.694	16:50:52.140
7 - D1	39.565	150.4	27.543	103.0	39.325	146.5	24.744	135.0	2:11.177 (3)	100.45	0.592	16:53:03.317
8 - D1	40.008	149.1	27.554	105.8	39.187	148.4	24.746	135.0	2:11.495	100.21	0.910	16:55:14.812
9 - D1	40.002	148.7	27.822	105.0	39.291	148.7	24.396	135.5	2:11.511	100.20	0.926	16:57:26.323
10 - D1	39.682	148.7	27.731	104.5	39.463	148.7	24.609	134.7	2:11.485	100.22	0.900	16:59:37.808
11 - D1	39.907	149.1	27.766	104.3	39.876	148.1	25.078	135.3	2:12.627	99.35	2.042	17:01:50.435
12 - D1	40.091	149.1	27.786	103.8	39.555	140.6	25.035	125.0	2:12.467	99.47	1.882	17:04:02.902

P9 9 GTH		Forsetti Motorsport				Aston Martin Vantage GT4						
IDEAL LAP TIME : 2:10.625				BEST LAP TIME : 2:10.760				DIFFERENCE : 0.135				
D1: Matthew HIGGINS				D2: Mikey PORTER (PS)								
LAP	SECTOR 1		SECTOR 2		SECTOR 3		SECTOR 4		LAP TIME	MPH	DIFF	TIME OF DAY
1 - D2		140.3	29.660	104.0	40.425	137.2	24.725	126.4	2:21.103	93.39	10.343	16:39:59.554
2 - D2	39.763	140.1	27.344	105.3	39.401	138.6	24.677	126.7	2:11.185	100.45	0.425	16:42:10.739
3 - D2	39.833	140.3	27.370	105.3	39.095	139.5	24.462	126.4	2:10.760 (1)	100.77		16:44:21.499
4 - D2	39.943	140.6	27.494	104.5	39.230	139.2	24.521	126.7	2:11.188	100.44	0.428	16:46:32.687
5 - D2	40.047	140.9	27.433	104.8	39.233	138.9	24.592	126.4	2:11.305	100.36	0.545	16:48:43.992
6 - D2	39.887	141.2	27.518	105.1	39.248	138.9	24.606	126.4	2:11.259	100.39	0.499	16:50:55.251
7 - D2	39.970	140.9	27.449	105.0	39.126	138.9	24.655	126.7	2:11.200	100.44	0.440	16:53:06.451
8 - D2	39.884	141.2	27.471	104.6	39.146	139.2	24.517	126.7	2:11.018	100.58	0.258	16:55:17.469
9 - D2	39.743	142.4	27.469	105.1	39.146	139.5	24.510	127.2	2:10.868 (2)	100.69	0.108	16:57:28.337
10 - D2	39.819	140.9	27.502	104.5	39.142	139.5	24.443	126.7	2:10.906 (3)	100.66	0.146	16:59:39.243
11 - D2	39.876	140.9	27.581	104.0	40.010	140.3	24.678	126.9	2:12.145	99.72	1.385	17:01:51.388
12 - D2	40.513	140.9	28.221	103.8	39.999	139.8	25.331	125.9	2:14.064	98.29	3.304	17:04:05.452

2024 GT Cup Championship

RACE 16 - SECTOR ANALYSIS



SECTOR 1 = FL to I1, SECTOR 2 = I1 to I2 SECTOR 3 = I2 to I3, SECTOR 4 = I3 to FL, DIFF = Difference To Personal Best Lap, P = Crossed Finish Line in Pit Lane, D = Time Disallowed

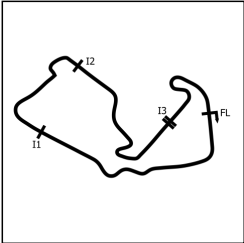
P10 72 GTC			Woodrow Motorsport				BMW M3 GTR					
IDEAL LAP TIME : 2:11.803			BEST LAP TIME : 2:12.171				DIFFERENCE : 0.368					
D1: Chris MURPHY												
LAP	SECTOR 1		SECTOR 2		SECTOR 3		SECTOR 4		LAP TIME	MPH	DIFF	TIME OF DAY
1 - D1		146.5	30.065	99.8	42.224	137.7	25.344	129.9	2:25.180	90.76	13.009	16:40:03.631
2 - D1	40.840	144.3	28.235	103.8	39.851	142.7	24.798	129.2	2:13.724	98.54	1.553	16:42:17.355
3 - D1	40.698	144.6	28.326	101.0	39.950	142.1	24.853	128.7	2:13.827	98.46	1.656	16:44:31.182
4 - D1	40.826	145.2	27.715	104.6	39.431	142.7	24.610	129.2	2:12.582 (3)	99.39	0.411	16:46:43.764
5 - D1	40.997	145.8	28.070	103.8	39.704	142.1	24.737	129.2	2:13.508	98.70	1.337	16:48:57.272
6 - D1	40.657	144.6	27.854	104.3	39.150	143.0	24.510	130.2	2:12.171 (1)	99.70		16:51:09.443
7 - D1	40.552	144.3	28.012	100.1	39.284	143.0	24.549	129.7	2:12.397 (2)	99.53	0.226	16:53:21.840
8 - D1	40.727	145.5	27.937	102.6	39.596	142.7	24.789	129.2	2:13.049	99.04	0.878	16:55:34.889
9 - D1	40.621	143.3	27.695	104.2	39.945	140.6	24.563	131.0	2:12.824	99.21	0.653	16:57:47.713
10 - D1	40.642	144.9	28.041	102.2	39.367	143.3	24.709	128.7	2:12.759	99.26	0.588	17:00:00.472
11 - D1	40.448	143.3	27.983	102.7	39.410	143.0	24.882	129.4	2:12.723	99.28	0.552	17:02:13.195
12 - D1	40.795	144.0	27.769	103.2	39.835	142.4	24.938	129.4	2:13.337	98.83	1.166	17:04:26.532

P11 86 GTH		SVG Motorsport						Ginetta G56 GT4					
IDEAL LAP TIME : 2:12.829				BEST LAP TIME : 2:13.319				DIFFERENCE : 0.490					
D1: Liona THEOBALD				D2: Owen HIZZEY (PS)									
LAP	SECTOR 1		SECTOR 2		SECTOR 3		SECTOR 4		LAP TIME	MPH	DIFF	TIME OF DAY	
1 - D1		139.5	29.457	104.0	42.741	135.5	25.304	125.9	2:24.601	91.13	11.282	16:40:03.052	
2 - D1	40.693	138.6	28.443	105.0	40.113	138.0	25.369	125.7	2:14.618	97.89	1.299	16:42:17.670	
3 - D1	40.985	139.8	28.179	105.3	40.318	138.9	25.036	126.2	2:14.518	97.96	1.199	16:44:32.188	
4 - D1	40.770	140.3	28.125	104.8	39.811	138.9	24.951	126.4	2:13.657	98.59	0.338	16:46:45.845	
5 - D1	40.559	139.8	27.926	105.0	39.823	138.6	25.084	125.9	2:13.392	98.78	0.073	16:48:59.237	
6 - D1	40.782	140.9	28.037	105.0	39.890	138.3	24.969	126.7	2:13.678	98.57	0.359	16:51:12.915	
7 - D1	40.645	140.1	27.752	106.0	40.003	138.0	24.920	126.4	2:13.320 (2)	98.84	0.001	16:53:26.235	
8 - D1	40.545	139.2	27.785	105.8	40.075	138.6	24.971	125.7	2:13.376 (3)	98.80	0.057	16:55:39.611	
9 - D1	40.787	138.6	27.675	105.5	40.059	139.2	24.798	126.2	2:13.319 (1)	98.84		16:57:52.930	
10 - D1	40.778	138.9	27.901	105.3	40.221	138.9	24.888	126.4	2:13.788	98.49	0.469	17:00:06.718	
11 - D1	40.636	138.9	28.319	100.1	40.398	138.9	24.901	125.5	2:14.254	98.15	0.935	17:02:20.972	
12 - D1	41.131	138.9	28.011	105.8	40.001	138.6	25.028	126.2	2:14.171	98.21	0.852	17:04:35.143	

P12 11 GTH		Paddock Motorsport					McLaren Artura GT4									
IDEAL LAP TIME : 2:13.384					BEST LAP TIME : 2:13.462					DIFFERENCE : 0.078						
D1: Michael ORANT					D2: Thomas HOLLAND (PS)											
LAP	SECTOR 1		SECTOR 2		SECTOR 3		SECTOR 4		LAP TIME	MPH	DIFF	TIME OF DAY				
1 - D1		137.5	29.242	103.0	42.414	132.3	25.567	124.0	2:25.707	90.44	12.245	16:40:04.158				
2 - D1	41.188	138.9	28.084	104.2	40.206	137.2	25.226	123.3	2:14.704	97.82	1.242	16:42:18.862				
3 - D1	40.850	140.1	28.074	104.3	40.178	137.5	25.120	122.9	2:14.222	98.17	0.760	16:44:33.084				
4 - D1	40.918	139.2	28.182	103.8	40.026	136.6	25.046	123.6	2:14.172	98.21	0.710	16:46:47.256				
5 - D1	41.174	139.8	28.289	103.4	40.220	135.8	25.178	123.1	2:14.861	97.71	1.399	16:49:02.117				
6 - D1	40.895	139.5	28.029	103.2	39.965	135.8	25.053	123.6	2:13.942 (3)	98.38	0.480	16:51:16.059				
7 - D1	40.827	138.9	28.361	103.7	39.989	136.3	24.980	123.6	2:14.157	98.22	0.695	16:53:30.216				
8 - D1	41.037	139.8	28.017	104.2	40.063	136.9	24.968	123.8	2:14.085	98.27	0.623	16:55:44.301				
9 - D1	40.918	137.7	27.840	103.7	40.199	136.9	24.855	123.8	2:13.812 (2)	98.47	0.350	16:57:58.113				
10 - D1	41.305	138.0	28.034	103.5	40.102	136.1	25.217	123.1	2:14.658	97.86	1.196	17:00:12.771				
11 - D1	41.082	138.6	27.872	104.2	40.007	137.2	25.251	123.1	2:14.212	98.18	0.750	17:02:26.983				
12 - D1	40.787	139.5	27.918	105.0	39.951	136.6	24.806	124.0	2:13.462 (1)	98.73		17:04:40.445				

2024 GT Cup Championship

RACE 16 - SECTOR ANALYSIS



SECTOR 1 = FL to I1, SECTOR 2 = I1 to I2 SECTOR 3 = I2 to I3, SECTOR 4 = I3 to FL, DIFF = Difference To Personal Best Lap, P = Crossed Finish Line in Pit Lane, D = Time Disallowed

P13 75 GTC		Team Parker Racing					Porsche 911 GT3 Cup						
IDEAL LAP TIME : 2:12.620			BEST LAP TIME : 2:13.099			DIFFERENCE : 0.479							
D1: Keith BUSH													
LAP	SECTOR 1		SECTOR 2		SECTOR 3		SECTOR 4		LAP TIME	MPH	DIFF	TIME OF DAY	
1 - D1		149.1	29.524	99.7	41.841	140.9	26.138	134.4	2:27.446	89.37	14.347	16:40:05.897	
2 - D1	41.433	149.1	28.767	100.0	40.407	147.8	25.169	135.3	2:15.776	97.05	2.677	16:42:21.673	
3 - D1	40.754	148.7	29.091	102.4	40.251	149.1	25.299	134.4	2:15.395	97.32	2.296	16:44:37.068	
4 - D1	41.261	150.1	28.580	104.5	39.693	148.1	25.004	134.7	2:14.538	97.94	1.439	16:46:51.606	
5 - D1	40.105	150.8	28.834	100.1	40.292	147.8	25.015	135.0	2:14.246 (3)	98.16	1.147	16:49:05.852	
6 - D1	40.184	150.1	28.206	105.5	39.901	148.7	24.828	135.0	2:13.119 (2)	98.99	0.020	16:51:18.971	
7 - D1	41.289	149.4	29.173	103.8	41.754	147.8	25.784	131.2	2:18.000	95.49	4.901	16:53:36.971	
8 - D1	42.607	151.1	28.807	102.1	40.341	146.5	25.300	133.3	2:17.055	96.14	3.956	16:55:54.026	
9 - D1	40.375	148.7	28.945	104.0	40.535	150.1	24.975	135.0	2:14.830	97.73	1.731	16:58:08.856	
10 - D1	40.448	149.1	28.891	104.3	40.074	149.7	25.417	135.0	2:14.830	97.73	1.731	17:00:23.686	
11 - D1	40.362	148.7	28.752	105.5	40.522	148.7	25.159	134.4	2:14.795	97.76	1.696	17:02:38.481	
12 - D1	40.229	149.4	28.249	106.0	39.481	148.4	25.140	135.3	2:13.099 (1)	99.00		17:04:51.580	

P14 370 GTA		Jolt Racing		McLaren 570S GT4								
IDEAL LAP TIME : 2:18.224				BEST LAP TIME : 2:18.224				DIFFERENCE : 0.000				
D1: Rupert WILLIAMS				D2: John INGRAM (PS)								
LAP	SECTOR 1		SECTOR 2		SECTOR 3		SECTOR 4		LAP TIME	MPH	DIFF	TIME OF DAY
1 - D1		138.6	29.607	94.3	43.793	133.6	26.305	122.9	2:31.209	87.14	12.985	16:40:09.660
2 - D1	43.852	134.4	29.998	93.4	42.975	134.7	26.755	118.2	2:23.580	91.78	5.356	16:42:33.240
3 - D1	44.088	135.5	30.052	93.2	43.219	135.2	26.195	119.3	2:23.554	91.79	5.330	16:44:56.794
4 - D1	43.850	136.1	29.607	97.3	42.748	132.6	26.306	123.1	2:22.511	92.46	4.287	16:47:19.305
5 - D1	43.677	134.4	29.779	95.1	42.614	133.9	26.239	121.3	2:22.309	92.59	4.085	16:49:41.614
6 - D1	43.573	136.6	29.905	93.8	43.528	133.9	26.146	121.3	2:23.152	92.05	4.928	16:52:04.766
7 - D1	43.498	138.3	29.398	93.5	42.813	133.6	26.252	122.2	2:21.961	92.82	3.737	16:54:26.727
8 - D1	42.962	137.5	29.307	94.9	43.012	136.9	25.786	124.0	2:21.067	93.41	2.843	16:56:47.794
9 - D1	43.416	136.9	29.210	98.2	42.337	132.8	25.949	122.0	2:20.912 (3)	93.51	2.688	16:59:08.706
10 - D1	42.612	137.5	29.361	93.8	41.769	136.6	25.961	123.1	2:19.703 (2)	94.32	1.479	17:01:28.409
11 - D1	42.321	138.0	28.938	98.5	41.332	136.9	25.633	123.3	2:18.224 (1)	95.33		17:03:46.633
12 - D1	42.969	137.5	30.175	92.0	43.081	123.3	IN PIT		2:30.313 P	87.66	12.089	17:06:16.946

P15 40 GTC			Woodrow Motorsport				BMW E46					
IDEAL LAP TIME : 2:13.993			BEST LAP TIME : 2:14.038				DIFFERENCE : 0.045					
D1: Jasva SAPRA (INV)												
LAP	SECTOR 1		SECTOR 2		SECTOR 3		SECTOR 4		LAP TIME	MPH	DIFF	TIME OF DAY
1 - D1		140.6	28.966	103.0	44.459	136.6	25.438	124.7	2:26.774	89.78	12.736	16:40:05.225
2 - D1	41.324	133.9	27.816	103.2	40.389	139.5	25.396	125.0	2:14.925	97.66	0.887	16:42:20.150
3 - D1	41.201	136.3	28.076	103.2	40.729	140.1	25.201	124.5	2:15.207	97.46	1.169	16:44:35.357
4 - D1	41.069	139.5	28.008	103.2	40.477	139.2	25.345	125.5	2:14.899 (3)	97.68	0.861	16:46:50.256
5 - D1	40.932	138.9	27.721	103.5	40.199	138.6	25.186	126.4	2:14.038 (1)	98.31		16:49:04.294
6 - D1	40.887	138.9	27.754	103.2	40.441	140.9	25.290	126.4	2:14.372 (2)	98.06	0.334	16:51:18.666
7 - D1	41.545	138.9	28.790	97.1	42.076	139.2	25.630	125.5	2:18.041	95.46	4.003	16:53:36.707
8 - D1	42.457	138.0	28.302	102.7	41.563	120.4	27.029	101.3	2:19.351	94.56	5.313	16:55:56.058

P16 62 GTC		Woodrow Motorsport				Lamborghini Super Trofeo						
IDEAL LAP TIME : 2:30.676				BEST LAP TIME :		DIFFERENCE :						
D1: Kevin CLARKE (INV)												
LAP	SECTOR 1		SECTOR 2		SECTOR 3		SECTOR 4		LAP TIME	MPH	DIFF	TIME OF DAY
1 - D1		153.9	28.493	106.1	1:17.604	100.6	27.033	135.0	2:59.645	73.35		16:40:38.096
2 - D1	47.429	92.3	34.732	87.0	47.721	87.2	IN PIT		2:49.082	P 77.93		16:43:27.178

P17 10 GTH		Forsetti Motorsport				Aston Martin Vantage GT4				
IDEAL LAP TIME :		BEST LAP TIME :				DIFFERENCE :				
D1: Sam NESER		D2: Will ORTON (PS)								
LAP	SECTOR 1	SECTOR 2		SECTOR 3		SECTOR 4	LAP TIME	MPH	DIFF	TIME OF DAY
1 - D1	139.5	28.986	103.8	42.605	134.7	IN PIT	2:25.998 P	90.25		16:40:04.449

2024 GT Cup Championship

RACE 16 - STATISTICS

Competitors Started	17
Planned Start	2024-07-28 @ 16:35:00.000
Actual Start	2024-07-28 @ 16:37:38.450
Finish Time	2024-07-28 @ 17:03:47.120
Track Length	3.6604mi.
Total Laps	186
Total Distance Covered	680.8525mi.

Session Fastest Lap History

NO	CL	NAME	LAP TIME	TIME OF DAY	LAP	VEHICLE
6	GTO	Team Abba Racing <i>R. NEARY</i>	2:00.474	16:41:42.842	2	Mercedes AMG GT3
6	GTO	Team Abba Racing <i>R. NEARY</i>	1:59.969	16:43:42.806	3	Mercedes AMG GT3
6	GTO	Team Abba Racing <i>R. NEARY</i>	1:59.450	16:45:42.260	4	Mercedes AMG GT3
6	GTO	Team Abba Racing <i>R. NEARY</i>	1:59.424	16:47:41.682	5	Mercedes AMG GT3

Session Leader History

NO	CL	NAME	FROM LAP	LAPS LED	DISTANCE	VEHICLE
6	GTO	Team Abba Racing <i>R. NEARY</i>	1	13	47.58 miles	Mercedes AMG GT3

Flag History

TYPE	TIME OF DAY
GREEN	16:37:38.450
FINISH	17:03:47.120

Flag Statistics

TYPE	COUNT	TOTAL LAPS	TOTAL TIME
Green	1	13	28:58.564
Red	0	0	0.000
Safety Car	0	0	0.000
FCY	0	0	0.000

2024 GT Cup Championship

RACE 16 - STATISTICS

CLASS : GTO 3 Starters

Fastest Lap History

NO	NAME	LAP TIME	TIME OF DAY	LAP	VEHICLE
6	Team Abba Racing <i>R. NEARY</i>	2:00.474	16:41:42.842	2	Mercedes AMG GT3
6	Team Abba Racing <i>R. NEARY</i>	1:59.969	16:43:42.806	3	Mercedes AMG GT3
6	Team Abba Racing <i>R. NEARY</i>	1:59.450	16:45:42.260	4	Mercedes AMG GT3
6	Team Abba Racing <i>R. NEARY</i>	1:59.424	16:47:41.682	5	Mercedes AMG GT3

Leader History

NO	NAME	FROM LAP	LAPS LED	DISTANCE	VEHICLE
6	Team Abba Racing <i>R. NEARY</i>	1	13	47.58 miles	Mercedes AMG GT3

2024 GT Cup Championship

RACE 16 - STATISTICS

CLASS : GT3 2 Starters

Fastest Lap History

NO	NAME	LAP TIME	TIME OF DAY	LAP	VEHICLE
97	Beechdean Motorsport <i>A. HOWARD</i>	2:01.669	16:41:48.266	2	Aston Martin Vantage GT3
97	Beechdean Motorsport <i>A. HOWARD</i>	2:01.459	16:45:51.835	4	Aston Martin Vantage GT3

Leader History

NO	NAME	FROM LAP	LAPS LED	DISTANCE	VEHICLE
97	Beechdean Motorsport <i>A. HOWARD</i>	1	13	47.58 miles	Aston Martin Vantage GT3

2024 GT Cup Championship

RACE 16 - STATISTICS

CLASS : GTC7 Starters

Fastest Lap History

NO	NAME	LAP TIME	TIME OF DAY	LAP	VEHICLE
2	Topcats Racing C. GILBERT	2:08.163	16:42:00.629	2	Lamborghini Super Trofeo
2	Topcats Racing C. GILBERT	2:07.878	16:44:08.507	3	Lamborghini Super Trofeo
2	Topcats Racing C. GILBERT	2:07.562	16:46:16.070	4	Lamborghini Super Trofeo
3	Topcats Racing W. GILBERT	2:07.501	16:46:17.064	4	Lamborghini Super Trofeo
2	Topcats Racing C. GILBERT	2:06.589	16:48:22.659	5	Lamborghini Super Trofeo
2	Topcats Racing C. GILBERT	2:06.337	16:50:28.995	6	Lamborghini Super Trofeo
2	Topcats Racing C. GILBERT	2:06.271	16:54:41.977	8	Lamborghini Super Trofeo

Leader History

NO	NAME	FROM LAP	LAPS LED	DISTANCE	VEHICLE
2	Topcats Racing C. GILBERT	1	13	47.58 miles	Lamborghini Super Trofeo

2024 GT Cup Championship

RACE 16 - STATISTICS

CLASS : GTH 4 Starters

Fastest Lap History

NO	NAME	LAP TIME	TIME OF DAY	LAP	VEHICLE
9	Forsetti Motorsport <i>M. PORTER (PS)</i>	2:11.185	16:42:10.736	2	Aston Martin Vantage GT4
9	Forsetti Motorsport <i>M. PORTER (PS)</i>	2:10.760	16:44:21.496	3	Aston Martin Vantage GT4

Leader History

NO	NAME	FROM LAP	LAPS LED	DISTANCE	VEHICLE
9	Forsetti Motorsport <i>M. PORTER (PS)</i>	1	12	43.92 miles	Aston Martin Vantage GT4

2024 GT Cup Championship

RACE 16 - STATISTICS

CLASS : GTA

1 Starters

Fastest Lap History

NO	NAME	LAP TIME	TIME OF DAY	LAP	VEHICLE
370	Jolt Racing R. WILLIAMS	2:23.580	16:42:33.240	2	McLaren 570S GT4
370	Jolt Racing R. WILLIAMS	2:23.554	16:44:56.793	3	McLaren 570S GT4
370	Jolt Racing R. WILLIAMS	2:22.511	16:47:19.305	4	McLaren 570S GT4
370	Jolt Racing R. WILLIAMS	2:22.309	16:49:41.614	5	McLaren 570S GT4
370	Jolt Racing R. WILLIAMS	2:21.961	16:54:26.727	7	McLaren 570S GT4
370	Jolt Racing R. WILLIAMS	2:21.067	16:56:47.794	8	McLaren 570S GT4
370	Jolt Racing R. WILLIAMS	2:20.912	16:59:08.707	9	McLaren 570S GT4
370	Jolt Racing R. WILLIAMS	2:19.703	17:01:28.408	10	McLaren 570S GT4
370	Jolt Racing R. WILLIAMS	2:18.224	17:03:46.634	11	McLaren 570S GT4

Leader History

NO	NAME	FROM LAP	LAPS LED	DISTANCE	VEHICLE
370	Jolt Racing R. WILLIAMS	1	12	43.92 miles	McLaren 570S GT4