



# GT CUP CHAMPIONSHIP



MSVR Club Car Championships  
Brands Hatch GP  
29<sup>th</sup> / 30<sup>th</sup> April 2023



Timing & Results Provided by Timing Solutions Ltd

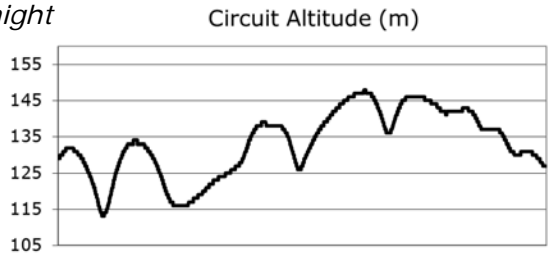
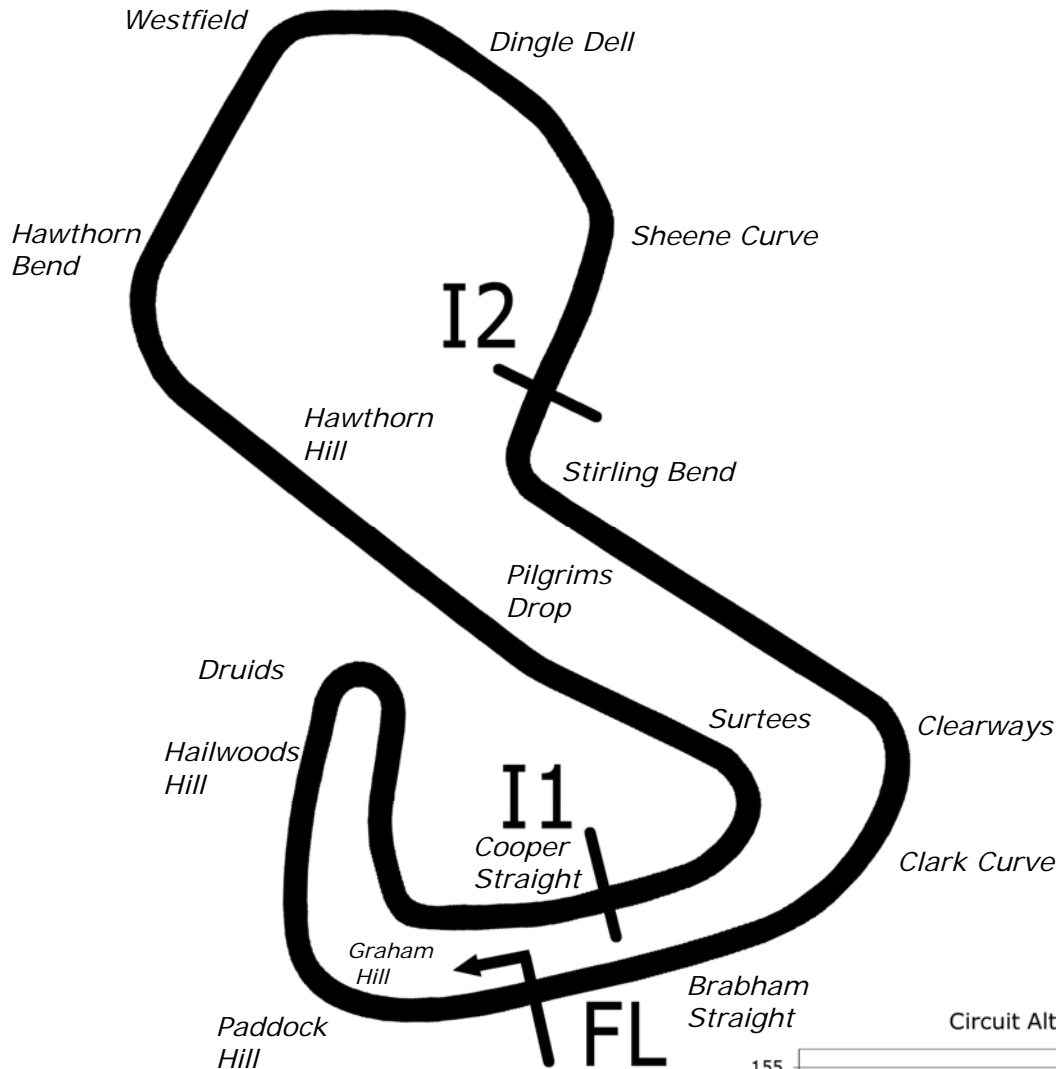
[www.tsl-timing.com](http://www.tsl-timing.com)

# Brands Hatch GP



SPORTS TIMING

TIMING SOLUTIONS LTD



Length	2.4332 miles	3916.0 m	
FL		51.36032 N	0.26032 E
I1	1116m	51.35934 N	0.25955 E
I2	2928m	51.35532 N	0.26250 E
Pit Entry	3646m	51.35911 N	0.25743 E
Pit Exit	26m after FL	51.36027 N	0.26078 E
Pit Entry-Pit Exit 277m, 19.9s @50kph, 16.6s @60kph			

All results available at [www.tsl-timing.com](http://www.tsl-timing.com)

# GT Cup Championship

## SATURDAY PRACTICE - CLASSIFICATION

POS	NO	CL	PIC	TEAM / DRIVERS	CAR	TIME	ON	LAPS	GAP	DIFF	MPH
1	13	GT3	1	<b>Race Lab</b> Lucky KHERA / Euan HANKEY (P)	Mclaren 720S GT3 EVO	1:26.454	6	6			101.32
2	32	GT3	2	<b>Cook Racing</b> Sacha KAKAD / Hugo COOK (PS)	Audi R8 GT3 EVO2	1:26.604	4	5	0.150	0.150	101.14
3	7	GTO	1	<b>National Motorsport Academy</b> Morgan SHORT / Marcus SHORT	Mosler MT900	1:27.173	5	6	0.719	0.569	100.48
4	50	GT3	3	<b>Drivetac powered by Track Focused</b> James WALLIS / Sam MAHER-LOGHAN (PS)	Mercedes AMG GT3	1:27.226	4	4	0.772	0.053	100.42
5	77	GT3	4	<b>Enduro Motorsport</b> Mogan TILLBROOK / Marcus CLUTTON (P)	Mclaren 720S GT3	1:27.613	5	6	1.159	0.387	99.98
6	67	GT3	5	<b>Orange Racing powered by JMH</b> Simon ORANGE / Tom ROCHE (PS)	Mclaren 720S GT3	1:27.960	5	5	1.506	0.347	99.58
7	5	GTO	2	<b>CTR Developments</b> Richard CHAMBERLAIN	Porsche 935	1:29.078	5	5	2.624	1.118	98.33
8	33	GT3	6	<b>G-Cat Racing</b> Shamus JENNINGS / Greg CATON (PS)	Porsche 911 GTR GT3	1:30.513	2	4	4.059	1.435	96.77
9	2	GTC	1	<b>Topcats Racing</b> Charlotte GILBERT / Warren GILBERT	Lamborghini Super Trofeo	1:30.640	4	5	4.186	0.127	96.64
10	11	GTC	2	<b>Blackthorn</b> Gilbert YATES	Lamborghini Super Trofeo	1:31.528	3	4	5.074	0.888	95.70
11	82	GTH	1	<b>Feathers Motorsport</b> James GUESS / Tom CANNING (P)	Aston Martin GT4	1:32.357	3	4	5.903	0.829	94.84
12	14	GTH	2	<b>Greystone GT</b> Phillip CARTER / Michael BROADHURST (P)	Mclaren 570S GT4	1:34.113	4	5	7.659	1.756	93.07
13	42	GTH	3	<b>Ram Racing</b> Gustavo XAVIER / Seb MORRIS (P)	Mercedes AMG GT4	1:34.847	2	3	8.393	0.734	92.35
14	24	GT3	7	<b>Greystone GT</b> Andre BORODIN / Ed PEAD (P)	Mclaren 720S GT3	1:35.214	5	5	8.760	0.367	92.00
15	91	GTH	4	<b>24-7 Motorsport</b> David FRANKLAND / Ed BIRDLE (PS)	Mercedes AMG GT4	1:35.226	4	5	8.772	0.012	91.99
16	69	GTH	5	<b>Make Happen Racing</b> Stephen WALTON / Chris HART	Mercedes AMG GT4	1:35.460	3	4	9.006	0.234	91.76
17	12	GTH	6	<b>Inari Motorsports</b> David WADDINGTON / Adam WILCOX (P)	Mclaren 570S GT4	1:35.694	2	4	9.240	0.234	91.54
18	72	GTO	3	<b>Woodrow Motorsport</b> Chris MURPHY	BMW M3 GTR	1:35.856	5	5	9.402	0.162	91.38
19	78	GTH	7	<b>Paddock Motorsport</b> Tim DOCKER / Jordan ALBERT (P)	Mclaren 570S GT4	1:36.564	2	4	10.110	0.708	90.71
20	96	GTH	8	<b>Make Happen Racing</b> Jon CURRIE / Phil KEEN (P)	Mercedes AMG GT4	1:36.726	4	5	10.272	0.162	90.56
21	999 *	GTC	3	<b>Orange Racing powered by JMH</b> Patrick COLLINS / Russ LINDSAY	Porsche 911 GT3 Cup	1:36.905	1	3	10.451	0.179	90.39
22	75	GTC	4	<b>Parker Racing</b> Keith BUSH	Porsche 911 GT3 Cup	1:37.125	5	5	10.671	0.220	90.19
23	62	GTC	5	<b>Woodrow Motorsport</b> Matthew EVANS / Kevin CLARKE	Lamborghini Super Trofeo	1:47.957	4	4	21.503	10.832	81.14
24	28 *	GTO	4	<b>Kendall Developments</b> Paul BAILEY / Ross WYLIE (P)	Brabham BT62		0	2			

\*Cars 28 & 999 require working transponders - Regulation Q12.8.1 refers.

Weather / Track : Bright / Dry

These results are provisional until the conclusion of any judicial and technical matters.

Brands Hatch GP: 2.4332 miles

Date: 29/04/2023 Start: 09:30 Finish: 09:45

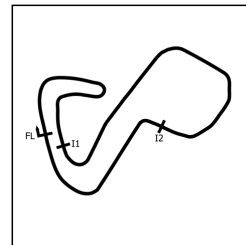
Clerk Of Course : Simon Gnana-Pragasam

Stewards :

Timekeeper : Nick Palmer

# GT Cup Championship

## SATURDAY PRACTICE - SECTOR ANALYSIS



SECTOR 1 = FL to I1, SECTOR 2 = I1 to I2, SECTOR 3 = I2 to FL, DIFF = Difference To Personal Best Lap, P = Crossed Finish Line in Pit Lane, D = Time Disallowed

P1 13 GT3 Race Lab		Mclaren 720S GT3 EVO					
IDEAL LAP TIME : 1:26.454		BEST LAP TIME : 1:26.454		DIFFERENCE : 0.000			
Lucky KHERA		Euan HANKEY (P)					
LAP	SECTOR 1	SECTOR 2	SECTOR 3	LAP TIME	MPH	DIFF	TIME OF DAY
1 - D1	OUTLAP	44.022	22.922	1:43.763	84.42	17.309	09:32:11.310
2 - D1	29.380	40.196	21.762	1:31.338	95.90	4.884	09:33:42.648
3 - D1	27.743	39.497	21.383	1:28.623 (3)	98.84	2.169	09:35:11.271
4 - D1	28.179	38.593	21.261	1:28.033 (2)	99.50	1.579	09:36:39.304
5 - D1	28.703	40.055	21.694	1:30.452	96.84	3.998	09:38:09.756
6 - D1	27.346	38.429	20.679	1:26.454 (1)	101.32		09:39:36.210

P2 32 GT3 Cook Racing		Audi R8 GT3 EVO2					
IDEAL LAP TIME : 1:26.278		BEST LAP TIME : 1:26.604		DIFFERENCE : 0.326			
Sacha KAKAD		Hugo COOK (PS)					
LAP	SECTOR 1	SECTOR 2	SECTOR 3	LAP TIME	MPH	DIFF	TIME OF DAY
1 - D1	OUTLAP	43.585	22.848	1:38.065	89.32	11.461	09:32:23.212
2 - D1	27.566	40.324	21.932	1:29.822 (3)	97.52	3.218	09:33:53.034
3 - D1	27.432	38.779	20.916	1:27.127 (2)	100.54	0.523	09:35:20.161
4 - D1	27.079	38.344	21.181	1:26.604 (1)	101.14		09:36:46.765
5 - D1	27.018	38.810	IN PIT	3:08.766 P	46.40	1:42.162	09:39:55.531

P3 7 GTO National Motorsport Academy		Mosler MT900					
IDEAL LAP TIME : 1:27.173		BEST LAP TIME : 1:27.173		DIFFERENCE : 0.000			
Morgan SHORT		Marcus SHORT					
LAP	SECTOR 1	SECTOR 2	SECTOR 3	LAP TIME	MPH	DIFF	TIME OF DAY
1 - D1	OUTLAP	44.511	22.500	1:42.891	85.13	15.718	09:31:52.335
2 - D1	28.657	40.506	21.468	1:30.631	96.65	3.458	09:33:22.966
3 - D1	28.048	39.202	20.978	1:28.228 (3)	99.28	1.055	09:34:51.194
4 - D1	27.748	39.462	20.862	1:28.072 (2)	99.46	0.899	09:36:19.266
5 - D1	27.395	39.129	20.649	1:27.173 (1)	100.48		09:37:46.439
6 - D1	28.930	40.341	21.693	1:30.964	96.30	3.791	09:39:17.403

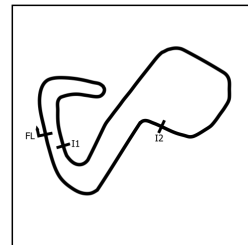
P4 50 GT3 Drivetac powered by Track Focused		Mercedes AMG GT3					
IDEAL LAP TIME : 1:26.933		BEST LAP TIME : 1:27.226		DIFFERENCE : 0.293			
James WALLIS		Sam MAHER-LOGHAN (PS)					
LAP	SECTOR 1	SECTOR 2	SECTOR 3	LAP TIME	MPH	DIFF	TIME OF DAY
1 - D1	OUTLAP	42.302	23.568	1:39.903	87.68	12.677	09:32:12.803
2 - D1	29.714	38.915	22.406	1:31.035 (3)	96.22	3.809	09:33:43.838
3 - D1	27.881	39.237	21.782	1:28.900 (2)	98.53	1.674	09:35:12.738
4 - D1	28.174	38.414	20.638	1:27.226 (1)	100.42		09:36:39.964

P5 77 GT3 Enduro Motorsport		Mclaren 720S GT3					
IDEAL LAP TIME : 1:27.230		BEST LAP TIME : 1:27.613		DIFFERENCE : 0.383			
Mogan TILLBROOK		Marcus CLUTTON (P)					
LAP	SECTOR 1	SECTOR 2	SECTOR 3	LAP TIME	MPH	DIFF	TIME OF DAY
1 - D1	OUTLAP	41.677	21.887	1:38.794	88.66	11.181	09:31:50.028
2 - D1	28.510	39.606	21.145	1:29.261	98.13	1.648	09:33:19.289
3 - D1	27.985	39.101	21.174	1:28.260 (3)	99.25	0.647	09:34:47.549
4 - D1	29.256	39.078	21.116	1:29.450	97.93	1.837	09:36:16.999
5 - D1	27.703	39.107	20.803	1:27.613 (1)	99.98		09:37:44.612
6 - D1	28.013	38.724	21.012	1:27.749 (2)	99.82	0.136	09:39:12.361



# GT Cup Championship

## SATURDAY PRACTICE - SECTOR ANALYSIS



SECTOR 1 = FL to I1, SECTOR 2 = I1 to I2, SECTOR 3 = I2 to FL, DIFF = Difference To Personal Best Lap, P = Crossed Finish Line in Pit Lane, D = Time Disallowed

<b>P6 67 GT3</b>		<b>Orange Racing powered by JMH</b>		<b>McLaren 720S GT3</b>			
IDEAL LAP TIME : 1:27.143		BEST LAP TIME : 1:27.960		DIFFERENCE : 0.817			
Simon ORANGE		Tom ROCHE (PS)					
LAP	SECTOR 1	SECTOR 2	SECTOR 3	LAP TIME	MPH	DIFF	TIME OF DAY

1 - D1	OUTLAP	43.296	23.681	1:41.080	86.66	13.120	09:32:35.978
2 - D1	32.458	44.093	22.344	1:38.895	88.57	10.935	09:34:14.873
3 - D1	28.770	41.400	21.887	1:32.057 (3)	95.15	4.097	09:35:46.930
4 - D1	28.155	39.302	21.646	1:29.103 (2)	98.31	1.143	09:37:16.033
5 - D1	28.006	38.962	20.992	1:27.960 (1)	99.58		09:38:43.993

P7 5 GTO CTR Developments		Porsche 935					
IDEAL LAP TIME : 1:28.853		BEST LAP TIME : 1:29.078		DIFFERENCE : 0.225			
Richard CHAMBERLAIN							
LAP	SECTOR 1	SECTOR 2	SECTOR 3	LAP TIME	MPH	DIFF	TIME OF DAY

1 - D1	OUTLAP	42.099	21.809	1:41.609	86.21	12.531	09:31:54.446
2 - D1	29.112	40.322	21.182	1:30.616 (3)	96.66	1.538	09:33:25.062
3 - D1	28.421	40.054	20.997	1:29.472 (2)	97.90	0.394	09:34:54.534
4 - D1	29.092	41.023	20.919	1:31.034	96.22	1.956	09:36:25.568
5 - D1	28.646	39.618	20.814	1:29.078 (1)	98.33		09:37:54.646

<b>P8 33 GT3</b>		<b>G-Cat Racing</b>		Porsche 911 GTR GT3			
IDEAL LAP TIME : 1:28.876		BEST LAP TIME : 1:30.513		DIFFERENCE : 1.637			
Shamus JENNINGS		Greg CATON (PS)					
LAP	SECTOR 1	SECTOR 2	SECTOR 3	LAP TIME	MPH	DIFF	TIME OF DAY

1 - D2	OUTLAP	43.393	22.084	1:40.437	87.21	9.924	09:32:37.470
2 - D2	28.749	40.538	21.226	1:30.513 (1)	96.77		09:34:07.983
3 - D2	29.124	39.769	21.898	1:30.791 (2)	96.48	0.278	09:35:38.774
4 - D2	27.881	39.840	IN PIT	4:02.592 P	36.10	2:32.079	09:39:41.366

<b>P9</b>		<b>2 GTC</b>	<b>Topcats Racing</b>	Lamborghini Super Trofeo			
IDEAL LAP TIME : 1:30.578		BEST LAP TIME : 1:30.640		DIFFERENCE : 0.062			
Charlotte GILBERT		Warren GILBERT					
LAP	SECTOR 1	SECTOR 2	SECTOR 3	LAP TIME	MPH	DIFF	TIME OF DAY

1 - D1	OUTLAP	44.877	23.574	1:43.972	84.25	13.332	09:32:23.683
2 - D1	29.179	41.277	23.254	1:33.710	93.47	3.070	09:33:57.393
3 - D1	28.870	40.789	21.269	1:30.928 (2)	96.33	0.288	09:35:28.321
4 - D1	28.520	40.800	21.320	1:30.640 (1)	96.64		09:36:58.961
5 - D1	28.695	40.930	21.345	1:30.970 (3)	96.29	0.330	09:38:29.931

<b>P10 11 GTC</b>		<b>Blackthorn</b>		Lamborghini Super Trofeo			
IDEAL LAP TIME : 1:30.142		BEST LAP TIME : 1:31.528		DIFFERENCE : 1.386			
Gilbert YATES							
LAP	SECTOR 1	SECTOR 2	SECTOR 3	LAP TIME	MPH	DIFF	TIME OF DAY

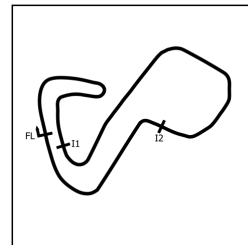
1 - D1	32.470	41.881	24.097	1:38.448	88.97	6.920	09:33:53.198
2 - D1	29.139	41.031	22.037	1:32.207 (3)	95.00	0.679	09:35:25.405
3 - D1	28.539	41.171	21.818	1:31.528 (1)	95.70		09:36:56.933
4 - D1	29.533	40.316	22.036	1:31.885 (2)	95.33	0.357	09:38:28.818

<b>P11 82 GTH</b>		<b>Feathers Motorsport</b>		<b>Aston Martin GT4</b>			
IDEAL LAP TIME : 1:31.881		BEST LAP TIME : 1:32.357		DIFFERENCE : 0.476			
James GUESS		Tom CANNING (P)					
LAP	SECTOR 1	SECTOR 2	SECTOR 3	LAP TIME	MPH	DIFF	TIME OF DAY

1 - D1	OUTLAP	51.449	25.605	2:00.517	72.68	28.160	09:32:08.742
2 - D1	30.650	48.023	27.671	1:46.344 (3)	82.37	13.987	09:33:55.086
3 - D1	29.231	41.166	21.960	1:32.357 (1)	94.84		09:35:27.443
4 - D1	28.848	41.765	22.466	1:33.079 (2)	94.11	0.722	09:37:00.522

# GT Cup Championship

## SATURDAY PRACTICE - SECTOR ANALYSIS



SECTOR 1 = FL to I1, SECTOR 2 = I1 to I2, SECTOR 3 = I2 to FL, DIFF = Difference To Personal Best Lap, P = Crossed Finish Line in Pit Lane, D = Time Disallowed

P12 14 GTH		Greystone GT		Mclaren 570S GT4			
IDEAL LAP TIME : 1:34.113		BEST LAP TIME : 1:34.113		DIFFERENCE : 0.000			
Phillip CARTER		Michael BROADHURST (P)					
LAP	SECTOR 1	SECTOR 2	SECTOR 3	LAP TIME	MPH	DIFF	TIME OF DAY

1 - D1	OUTLAP	48.148	25.683	1:51.630	78.47	17.517	09:32:07.000
2 - D1	30.197	43.119	25.021	1:38.337	89.07	4.224	09:33:45.337
3 - D1	29.912	42.349	22.888	1:35.149 (3)	92.06	1.036	09:35:20.486
4 - D1	29.542	41.947	22.624	1:34.113 (1)	93.07		09:36:54.599
5 - D1	29.644	42.072	23.019	1:34.735 (2)	92.46	0.622	09:38:29.334

P13 42 GTH Ram Racing			Mercedes AMG GT4				
IDEAL LAP TIME : 1:34.645		BEST LAP TIME : 1:34.847		DIFFERENCE : 0.202			
Gustavo XAVIER		Seb MORRIS (P)					
LAP	SECTOR 1	SECTOR 2	SECTOR 3	LAP TIME	MPH	DIFF	TIME OF DAY
1 - D2	OUTLAP	44.592	23.249	1:44.623	83.72	9.776	09:32:33.277
2 - D2	29.829	42.383	22.635	1:34.847 (1)	92.35		09:34:08.124
3 - D2	31.101	43.208	IN PIT	3:43.062 P	39.27	2:08.215	09:37:51.186

P14 24 GT3		Greystone GT		Mclaren 720S GT3			
IDEAL LAP TIME : 1:34.896		BEST LAP TIME : 1:35.214		DIFFERENCE : 0.318			
Andre BORODIN		Ed PEAD (P)					
LAP	SECTOR 1	SECTOR 2	SECTOR 3	LAP TIME	MPH	DIFF	TIME OF DAY
1 - D1	OUTLAP	45.930	25.415	1:47.557	81.44	12.343	09:32:25.197
2 - D1	31.592	45.039	25.299	1:41.930	85.93	6.716	09:34:07.127
3 - D1	31.509	43.473	24.232	1:39.214 (3)	88.29	4.000	09:35:46.341
4 - D1	30.681	42.743	22.526	1:35.950 (2)	91.29	0.736	09:37:22.291
5 - D1	30.055	42.795	22.364	1:35.214 (1)	92.00		09:38:57.505

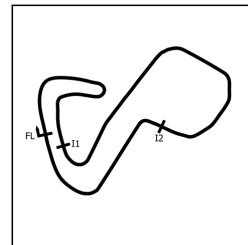
P15 91 GTH 24-7 Motorsport			Mercedes AMG GT4				
IDEAL LAP TIME : 1:34.445		BEST LAP TIME : 1:35.226		DIFFERENCE : 0.781			
David FRANKLAND		Ed BIRDLE (PS)					
LAP	SECTOR 1	SECTOR 2	SECTOR 3	LAP TIME	MPH	DIFF	TIME OF DAY
1 - D1	OUTLAP	45.744	25.162	1:48.155	80.99	12.929	09:32:12.999
2 - D1	33.748	43.978	24.226	1:41.952	85.92	6.726	09:33:54.951
3 - D1	30.279	42.749	22.719	1:35.747 (2)	91.48	0.521	09:35:30.698
4 - D1	30.095	42.470	22.661	1:35.226 (1)	91.99		09:37:05.924
5 - D1	29.598	43.343	22.954	1:35.895 (3)	91.34	0.669	09:38:41.819

P16 69 GTH Make Happen Racing			Mercedes AMG GT4				
IDEAL LAP TIME : 1:35.246		BEST LAP TIME : 1:35.460		DIFFERENCE : 0.214			
Stephen WALTON		Chris HART					
LAP	SECTOR 1	SECTOR 2	SECTOR 3	LAP TIME	MPH	DIFF	TIME OF DAY
1 - D1	OUTLAP	44.120	22.980	1:43.322	84.78	7.862	09:31:59.663
2 - D1	29.743	42.993	22.842	1:35.578 (2)	91.65	0.118	09:33:35.241
3 - D1	29.635	43.031	22.794	1:35.460 (1)	91.76		09:35:10.701
4 - D1	30.378	42.817	IN PIT	3:12.063 P	45.60	1:36.603	09:38:22.764

P17 12 GTH Inari Motorsports			Mclaren 570S GT4				
IDEAL LAP TIME : 1:35.574		BEST LAP TIME : 1:35.694		DIFFERENCE : 0.120			
David WADDINGTON		Adam WILCOX (P)					
LAP	SECTOR 1	SECTOR 2	SECTOR 3	LAP TIME	MPH	DIFF	TIME OF DAY
1 - D1	OUTLAP	45.107	23.375	1:44.288	83.99	8.594	09:32:01.289
2 - D1	29.982	42.681	23.031	1:35.694 (1)	91.54		09:33:36.983
3 - D1	29.964	42.579	IN PIT	3:12.337 P	45.54	1:36.643	09:36:49.320
4 - D1	OUTLAP	49.172	25.720	1:55.634	75.75	19.940	09:38:44.954

# GT Cup Championship

## SATURDAY PRACTICE - SECTOR ANALYSIS



SECTOR 1 = FL to I1, SECTOR 2 = I1 to I2, SECTOR 3 = I2 to FL, DIFF = Difference To Personal Best Lap, P = Crossed Finish Line in Pit Lane, D = Time Disallowed

<b>P18</b>	<b>72 GTO</b>	<b>Woodrow Motorsport</b>	<b>BMW M3 GTR</b>				
IDEAL LAP TIME : 1:35.692		BEST LAP TIME : 1:35.856		DIFFERENCE : 0.164			
Chris MURPHY							
LAP	SECTOR 1	SECTOR 2	SECTOR 3	LAP TIME	MPH	DIFF	TIME OF DAY
1 - D1	OUTLAP	45.893	24.147	1:47.610	81.40	11.754	09:32:41.209
2 - D1	31.057	43.781	23.380	1:38.218	89.18	2.362	09:34:19.427
3 - D1	30.245	43.233	22.843	1:36.321 <b>(2)</b>	90.94	0.465	09:35:55.748
4 - D1	<b>30.047</b>	43.285	23.025	1:36.357 <b>(3)</b>	90.91	0.501	09:37:32.105
<b>5 - D1</b>	30.211	<b>42.824</b>	<b>22.821</b>	<b>1:35.856 (1)</b>	<b>91.38</b>		<b>09:39:07.961</b>

<b>P19</b>	<b>78 GTH</b>	<b>Paddock Motorsport</b>	<b>Mclaren 570S GT4</b>				
IDEAL LAP TIME : 1:35.970		BEST LAP TIME : 1:36.564		DIFFERENCE : 0.594			
Tim DOCKER		Jordan ALBERT (P)					
LAP	SECTOR 1	SECTOR 2	SECTOR 3	LAP TIME	MPH	DIFF	TIME OF DAY
1 - D1	OUTLAP	45.390	28.929	1:49.111	80.28	12.547	09:32:30.307
<b>2 - D1</b>	30.277	42.683	<b>23.604</b>	<b>1:36.564 (1)</b>	<b>90.71</b>		<b>09:34:06.871</b>
3 - D1	<b>30.212</b>	<b>42.154</b>	IN PIT	3:41.868 <b>P</b>	39.48	2:05.304	09:37:48.739
4 - D1	OUTLAP	45.196	23.934	1:47.339	81.60	10.775	09:39:36.078

<b>P20</b>	<b>96 GTH</b>	<b>Make Happen Racing</b>	<b>Mercedes AMG GT4</b>				
IDEAL LAP TIME : 1:36.441		BEST LAP TIME : 1:36.726		DIFFERENCE : 0.285			
Jon CURRIE		Phil KEEN (P)					
LAP	SECTOR 1	SECTOR 2	SECTOR 3	LAP TIME	MPH	DIFF	TIME OF DAY
1 - D1	OUTLAP	45.815	24.543	1:46.288	82.41	9.562	09:32:17.432
2 - D1	31.069	45.013	24.922	1:41.004	86.72	4.278	09:33:58.436
3 - D1	30.719	43.390	<b>23.172</b>	1:37.281 <b>(2)</b>	90.04	0.555	09:35:35.717
<b>4 - D1</b>	30.347	<b>43.065</b>	23.314	<b>1:36.726 (1)</b>	<b>90.56</b>		<b>09:37:12.443</b>
5 - D1	30.280	43.488	23.673	1:37.441 <b>(3)</b>	89.89	0.715	09:38:49.884

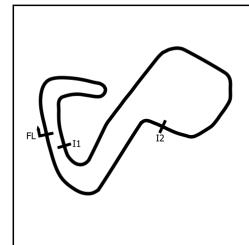
<b>P21</b>	<b>999 GTC</b>	<b>Orange Racing powered by JMH</b>	<b>Porsche 911 GT3 Cup</b>				
IDEAL LAP TIME : 1:36.226		BEST LAP TIME : 1:36.905		DIFFERENCE : 0.679			
Patrick COLLINS		Russ LINDSAY					
LAP	SECTOR 1	SECTOR 2	SECTOR 3	LAP TIME	MPH	DIFF	TIME OF DAY
<b>1 - D1</b>	31.995			<b>1:36.905 (1)</b>	<b>90.39</b>		<b>09:33:48.522</b>
2 - D1	<b>29.893</b>	<b>42.712</b>	IN PIT	3:48.845 <b>P</b>	38.27	2:11.940	09:37:37.367
3 - D1	OUTLAP		<b>23.621</b>	1:48.871	80.46	11.966	09:39:26.239

<b>P22</b>	<b>75 GTC</b>	<b>Parker Racing</b>	<b>Porsche 911 GT3 Cup</b>				
IDEAL LAP TIME : 1:37.001		BEST LAP TIME : 1:37.125		DIFFERENCE : 0.124			
Keith BUSH							
LAP	SECTOR 1	SECTOR 2	SECTOR 3	LAP TIME	MPH	DIFF	TIME OF DAY
1 - D1	OUTLAP	47.109	24.312	1:50.236	79.46	13.111	09:32:11.177
2 - D1	36.374	45.711	24.966	1:47.051	81.82	9.926	09:33:58.228
3 - D1	32.787	44.455	23.747	1:40.989 <b>(3)</b>	86.74	3.864	09:35:39.217
4 - D1	31.791	43.414	23.309	1:38.514 <b>(2)</b>	88.91	1.389	09:37:17.731
<b>5 - D1</b>	31.232	<b>43.156</b>	<b>22.737</b>	<b>1:37.125 (1)</b>	<b>90.19</b>		<b>09:38:54.856</b>

<b>P23</b>	<b>62 GTC</b>	<b>Woodrow Motorsport</b>	<b>Lamborghini Super Trofeo</b>				
IDEAL LAP TIME : 1:43.627		BEST LAP TIME : 1:47.957		DIFFERENCE : 4.330			
Matthew EVANS		Kevin CLARKE					
LAP	SECTOR 1	SECTOR 2	SECTOR 3	LAP TIME	MPH	DIFF	TIME OF DAY
1 - D1	OUTLAP	1:01.690	29.971	2:21.208	62.03	33.251	09:32:45.218
2 - D1	37.188	54.488	26.992	1:58.668 <b>(3)</b>	73.81	10.711	09:34:43.886
3 - D1	35.349	49.696	25.923	1:50.968 <b>(2)</b>	78.94	3.011	09:36:34.854
<b>4 - D1</b>	33.990	48.763	<b>25.204</b>	<b>1:47.957 (1)</b>	<b>81.14</b>		<b>09:38:22.811</b>

# GT Cup Championship

## SATURDAY PRACTICE - SECTOR ANALYSIS



SECTOR 1 = FL to I1, SECTOR 2 = I1 to I2, SECTOR 3 = I2 to FL, DIFF = Difference To Personal Best Lap, P = Crossed Finish Line in Pit Lane, D = Time Disallowed

<b>P24 28 GTO</b>		<b>Kendall Developments</b>		Brabham BT62			
IDEAL LAP TIME :		BEST LAP TIME :		DIFFERENCE :			
Paul BAILEY		Ross WYLIE (P)					
LAP	SECTOR 1	SECTOR 2	SECTOR 3	LAP TIME	MPH	DIFF	TIME OF DAY
1 - D1			<b>IN PIT</b>	3:27.548	P 42.20		09:37:11.903
2 - D1	<b>OUTLAP</b>			1:36.603	90.67		09:38:48.507

GT Cup Championship

SATURDAY PRACTICE - BEST SECTORS

SECTOR 1				SECTOR 2				SECTOR 3				IDEAL / BEST COMPARISON				
POS	NO	NAME	TIME	NO	NAME	TIME	NO	NAME	TIME	POS	NO	NAME	IDEAL	BEST	DIFF	
												PERFECT LAP	1:26.000			
1	32	Cook Racing	27.018	32	Cook Racing	38.344	50	Drivetac powered by Track Focused	20.638	1	32	Cook Racing	1:26.278	1:26.604	0.326	
2	13	Race Lab	27.346	50	Drivetac powered by Track Focused	38.414	7	National Motorsport Academy	20.649	2	13	Race Lab	1:26.454	1:26.454	0.000	
3	7	National Motorsport Academy	27.395	13	Race Lab	38.429	13	Race Lab	20.679	3	50	Drivetac powered by Track Focused	1:26.933	1:27.226	0.293	
4	77	Enduro Motorsport	27.703	77	Enduro Motorsport	38.724	67	Orange Racing powered by JMH	20.684	4	67	Orange Racing powered by JMH	1:27.143	1:27.960	0.817	
5	67	Orange Racing powered by JMH	27.725	67	Orange Racing powered by JMH	38.734	77	Enduro Motorsport	20.803	5	7	National Motorsport Academy	1:27.173	1:27.173	0.000	
6	50	Drivetac powered by Track Focused	27.881	7	National Motorsport Academy	39.129	5	CTR Developments	20.814	6	77	Enduro Motorsport	1:27.230	1:27.613	0.383	
7	33	G-Cat Racing	27.881	5	CTR Developments	39.618	32	Cook Racing	20.916	7	5	CTR Developments	1:28.853	1:29.078	0.225	
8	11	Blackthorn	28.274	33	G-Cat Racing	39.769	33	G-Cat Racing	21.226	8	33	G-Cat Racing	1:28.876	1:30.513	1.637	
9	5	CTR Developments	28.421	11	Blackthorn	40.316	2	Topcats Racing	21.269	9	11	Blackthorn	1:30.142	1:31.528	1.386	
10	2	Topcats Racing	28.520	2	Topcats Racing	40.789	11	Blackthorn	21.552	10	2	Topcats Racing	1:30.578	1:30.640	0.062	
11	82	Feathers Motorsport	28.848	82	Feathers Motorsport	41.073	82	Feathers Motorsport	21.960	11	82	Feathers Motorsport	1:31.881	1:32.357	0.476	
12	14	Greystone GT	29.542	14	Greystone GT	41.947	24	Greystone GT	22.364	12	14	Greystone GT	1:34.113	1:34.113	0.000	
13	91	24-7 Motorsport	29.598	78	Paddock Motorsport	42.154	14	Greystone GT	22.624	13	91	24-7 Motorsport	1:34.445	1:35.226	0.781	
14	69	Make Happen Racing	29.635	42	Ram Racing	42.181	42	Ram Racing	22.635	14	42	Ram Racing	1:34.645	1:34.847	0.202	
15	24	Greystone GT	29.789	91	24-7 Motorsport	42.186	91	24-7 Motorsport	22.661	15	24	Greystone GT	1:34.896	1:35.214	0.318	
16	42	Ram Racing	29.829	12	Inari Motorsports	42.579	75	Parker Racing	22.737	16	69	Make Happen Racing	1:35.246	1:35.460	0.214	
17	999	Orange Racing powered by JMH	29.893	999	Orange Racing powered by JMH	42.712	69	Make Happen Racing	22.794	17	12	Inari Motorsports	1:35.574	1:35.694	0.120	
18	12	Inari Motorsports	29.964	24	Greystone GT	42.743	72	Woodrow Motorsport	22.821	18	72	Woodrow Motorsport	1:35.692	1:35.856	0.164	
19	72	Woodrow Motorsport	30.047	69	Make Happen Racing	42.817	12	Inari Motorsports	23.031	19	78	Paddock Motorsport	1:35.970	1:36.564	0.594	
20	96	Make Happen Racing	30.204	72	Woodrow Motorsport	42.824	96	Make Happen Racing	23.172	20	999	Orange Racing powered by JMH	1:36.226	1:36.905	0.679	
21	78	Paddock Motorsport	30.212	96	Make Happen Racing	43.065	78	Paddock Motorsport	23.604	21	96	Make Happen Racing	1:36.441	1:36.726	0.285	
22	75	Parker Racing	31.108	75	Parker Racing	43.156	999	Orange Racing powered by JMH	23.621	22	75	Parker Racing	1:37.001	1:37.125	0.124	
23	62	Woodrow Motorsport	31.956	62	Woodrow Motorsport	46.467	62	Woodrow Motorsport	25.204	23	62	Woodrow Motorsport	1:43.627	1:47.957	4.330	
24										24	28	Kendall Developments				

## GT Cup Championship

### SATURDAY PRACTICE - PIT STOP ANALYSIS

P2 32 Cook Racing				
STOP	IN TIME	STOP TIME	TOTAL TIME	OUT TIME
1 -	09:38:14.605	1:40.926	1:40.926	09:39:55.531

P4 50 Drivetac powered by Track Focused				
STOP	IN TIME	STOP TIME	TOTAL TIME	OUT TIME
1 -	09:38:08.763			

P7 5 CTR Developments				
STOP	IN TIME	STOP TIME	TOTAL TIME	OUT TIME
1 -	09:39:37.964			

P8 33 G-Cat Racing				
STOP	IN TIME	STOP TIME	TOTAL TIME	OUT TIME
1 -	09:37:06.951	2:34.415	2:34.415	09:39:41.366

P11 82 Feathers Motorsport				
STOP	IN TIME	STOP TIME	TOTAL TIME	OUT TIME
1 -	09:38:32.626			

P13 42 Ram Racing				
STOP	IN TIME	STOP TIME	TOTAL TIME	OUT TIME
1 -	09:35:44.940	2:06.246	2:06.246	09:37:51.186
2 -	09:39:27.788			

P16 69 Make Happen Racing				
STOP	IN TIME	STOP TIME	TOTAL TIME	OUT TIME
1 -	09:36:46.698	1:36.066	1:36.066	09:38:22.764

P17 12 Inari Motorsports				
STOP	IN TIME	STOP TIME	TOTAL TIME	OUT TIME
1 -	09:35:13.871	1:35.449	1:35.449	09:36:49.320

P19 78 Paddock Motorsport				
STOP	IN TIME	STOP TIME	TOTAL TIME	OUT TIME
1 -	09:35:40.389	2:08.350	2:08.350	09:37:48.739

P21 999 Orange Racing powered by JMH				
STOP	IN TIME	STOP TIME	TOTAL TIME	OUT TIME
1 -	09:35:25.223	2:12.144	2:12.144	09:37:37.367

## GT Cup Championship

### SATURDAY PRACTICE - STATISTICS

Competitors Started	24
Planned Start	2023-04-29 @ 09:30:00.000
Actual Start	2023-04-29 @ 09:30:02.452
Finish Time	2023-04-29 @ 09:45:10.327
Track Length	2.4332mi.
Total Laps	108
Total Distance Covered	262.7952mi.

#### Session Fastest Lap History

NO	CL	NAME	LAP TIME	TIME OF DAY	LAP	VEHICLE
77	GT3	Enduro Motorsport	1:29.261	09:33:19.305	2	Mclaren 720S GT3
77	GT3	Enduro Motorsport	1:28.260	09:34:47.564	3	Mclaren 720S GT3
7	GTO	National Motorsport Academy	1:28.228	09:34:51.206	3	Mosler MT900
32	GT3	Cook Racing	1:27.127	09:35:20.184	3	Audi R8 GT3 EVO2
32	GT3	Cook Racing	1:26.604	09:36:46.783	4	Audi R8 GT3 EVO2
13	GT3	Race Lab	1:26.454	09:39:36.220	6	Mclaren 720S GT3 EVO

#### Flag History

TYPE	TIME OF DAY
GREEN	09:30:02.452
RED	09:39:56.380
GREEN	09:45:02.639
FINISH	09:45:10.327

#### Flag Statistics

TYPE	COUNT	TOTAL LAPS	TOTAL TIME
Green	2	6	14:59.833
Red	1	0	5:06.259
Safety Car	0	0	0.000
FCY	0	0	0.000

## GT Cup Championship

### SATURDAY PRACTICE - STATISTICS

CLASS : GTC

5 Starters

#### Fastest Lap History

NO	NAME	LAP TIME	TIME OF DAY	LAP	VEHICLE
999	Orange Racing powered by JMH	1:36.905	09:33:48.522	1	Porsche 911 GT3 Cup
2	Topcats Racing	1:33.710	09:33:57.411	2	Lamborghini Super Trofeo
11	Blackthorn	1:32.207	09:35:25.413	2	Lamborghini Super Trofeo
2	Topcats Racing	1:30.928	09:35:28.339	3	Lamborghini Super Trofeo
2	Topcats Racing	1:30.640	09:36:58.978	4	Lamborghini Super Trofeo



## GT Cup Championship

### SATURDAY PRACTICE - STATISTICS

CLASS : GTO

4 Starters

#### Fastest Lap History

NO	NAME	LAP TIME	TIME OF DAY	LAP	VEHICLE
7	National Motorsport Academy	1:30.631	09:33:22.979	2	Mosler MT900
5	CTR Developments	1:30.616	09:33:25.078	2	Porsche 935
7	National Motorsport Academy	1:28.228	09:34:51.206	3	Mosler MT900
7	National Motorsport Academy	1:28.072	09:36:19.279	4	Mosler MT900
7	National Motorsport Academy	1:27.173	09:37:46.451	5	Mosler MT900

## GT Cup Championship

### SATURDAY PRACTICE - STATISTICS

CLASS : GTH

8 Starters

#### Fastest Lap History

NO	NAME	LAP TIME	TIME OF DAY	LAP	VEHICLE
69	Make Happen Racing	1:35.578	09:33:35.255	2	Mercedes AMG GT4
42	Ram Racing	1:34.847	09:34:08.139	2	Mercedes AMG GT4
82	Feathers Motorsport	1:32.357	09:35:27.469	3	Aston Martin GT4

## GT Cup Championship

### SATURDAY PRACTICE - STATISTICS

CLASS : GT3

7 Starters

#### Fastest Lap History

NO	NAME	LAP TIME	TIME OF DAY	LAP	VEHICLE
77	Enduro Motorsport	1:29.261	09:33:19.305	2	Mclaren 720S GT3
77	Enduro Motorsport	1:28.260	09:34:47.564	3	Mclaren 720S GT3
32	Cook Racing	1:27.127	09:35:20.184	3	Audi R8 GT3 EVO2
32	Cook Racing	1:26.604	09:36:46.783	4	Audi R8 GT3 EVO2
13	Race Lab	1:26.454	09:39:36.220	6	Mclaren 720S GT3 EVO

# GT Cup Championship

## SATURDAY QUALIFYING (GROUP 1) - CLASSIFICATION

POS	NO	CL	PIC	TEAM / DRIVERS	CAR	TIME	ON	LAPS	GAP	DIFF	MPH
1	50	GT3	1	<b>Drivetac powered by Track Focused</b> James WALLIS / Sam MAHER-LOGHAN (PS)	Mercedes AMG GT3	1:23.977	6	6			104.31
2	13	GT3	2	<b>Race Lab</b> Lucky KHERA / Euan HANKEY (P)	Mclaren 720S GT3 EVO	1:24.398	7	8	0.421	0.421	103.79
3	67	GT3	3	<b>Orange Racing powered by JMH</b> Simon ORANGE / Tom ROCHE (PS)	Mclaren 720S GT3	1:24.424	10	10	0.447	0.026	103.76
4	7	GTO	1	<b>National Motorsport Academy</b> Morgan SHORT / Marcus SHORT	Mosler MT900	1:24.652	6	9	0.675	0.228	103.48
5	77	GT3	4	<b>Enduro Motorsport</b> Mogan TILLBROOK / Marcus CLUTTON (P)	Mclaren 720S GT3	1:25.218	4	4	1.241	0.566	102.79
6	28 *	GTO	2	<b>Kendall Developments</b> Paul BAILEY / Ross WYLIE (P)	Brabham BT62	1:25.719	9	9	1.742	0.501	102.19
7	5	GTO	3	<b>CTR Developments</b> Richard CHAMBERLAIN	Porsche 935	1:26.591	8	10	2.614	0.872	101.16
8	32 *	GT3	5	<b>Cook Racing</b> Sacha KAKAD / Hugo COOK (PS)	Audi R8 GT3 EVO2	1:26.877	8	10	2.900	0.286	100.83
9	2	GTC	1	<b>Topcats Racing</b> Charlotte GILBERT / Warren GILBERT	Lamborghini Super Trofeo	1:27.704	5	9	3.727	0.827	99.87
10	11	GTC	2	<b>Blackthorn</b> Gilbert YATES	Lamborghini Super Trofeo	1:27.772	8	8	3.795	0.068	99.80
11	33	GT3	6	<b>G-Cat Racing</b> Shamus JENNINGS / Greg CATON (PS)	Porsche 911 GTR GT3	1:28.100	7	7	4.123	0.328	99.43
12	62	GTC	3	<b>Woodrow Motorsport</b> Matthew EVANS / Kevin CLARKE	Lamborghini Super Trofeo	1:29.337	4	10	5.360	1.237	98.05
13	999 *	GTC	4	<b>Orange Racing powered by JMH</b> Patrick COLLINS / Russ LINDSAY	Porsche 911 GT3 Cup	1:31.308	10	10	7.331	1.971	95.93
14	24	GT3	7	<b>Greystone GT</b> Andre BORODIN / Ed PEAD (P)	Mclaren 720S GT3	1:31.730	6	10	7.753	0.422	95.49
15	72	GTO	4	<b>Woodrow Motorsport</b> Chris MURPHY	BMW M3 GTR	1:32.825	6	6	8.848	1.095	94.36
16	75	GTC	5	<b>Parker Racing</b> Keith BUSH	Porsche 911 GT3 Cup	1:35.657	9	9	11.680	2.832	91.57

\*Cars 28 & 999 require working transponders - Regulation Q12.8.1 refers.

No. 32 - 1 Lap time disallowed; exceeding track limits.

Weather / Track : Bright / Dry

These results are provisional until the conclusion of any judicial and technical matters.

Brands Hatch GP: 2.4332 miles

Date: 29/04/2023 Start: 09:52 Finish: 10:06

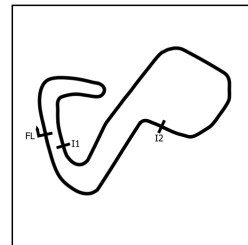
Clerk Of Course : Simon Gnana-Pragasam

Stewards :

Timekeeper : Nick Palmer

# GT Cup Championship

## SATURDAY QUALIFYING (GROUP 1) - SECTOR ANALYSIS



SECTOR 1 = FL to I1, SECTOR 2 = I1 to I2, SECTOR 3 = I2 to FL, DIFF = Difference To Personal Best Lap, P = Crossed Finish Line in Pit Lane, D = Time Disallowed

P1 50 GT3		Drivetac powered by Track Focused		Mercedes AMG GT3			
IDEAL LAP TIME : 1:23.812		BEST LAP TIME : 1:23.977		DIFFERENCE : 0.165			
James WALLIS		Sam MAHER-LOGHAN (PS)					
LAP	SECTOR 1	SECTOR 2	SECTOR 3	LAP TIME	MPH	DIFF	TIME OF DAY
1 - D1	OUTLAP	42.018	23.162	1:36.850	90.44	12.873	09:54:00.343
2 - D1	31.350	44.935	21.230	1:37.515	89.83	13.538	09:55:37.858
3 - D1	27.120	39.502	21.349	1:27.971	99.57	3.994	09:57:05.829
4 - D1	26.850	37.373	20.456	1:24.679 (3)	103.44	0.702	09:58:30.508
5 - D1	<b>26.676</b>	37.534	20.122	1:24.332 (2)	103.87	0.355	09:59:54.840
6 - D1	26.841	<b>37.157</b>	<b>19.979</b>	<b>1:23.977 (1)</b>	<b>104.31</b>		<b>10:01:18.817</b>

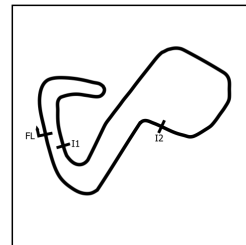
P2 13 GT3		Race Lab		Mclaren 720S GT3 EVO			
IDEAL LAP TIME : 1:24.398		BEST LAP TIME : 1:24.398		DIFFERENCE : 0.000			
Lucky KHERA		Euan HANKEY (P)					
LAP	SECTOR 1	SECTOR 2	SECTOR 3	LAP TIME	MPH	DIFF	TIME OF DAY
1 - D1	OUTLAP	44.477	25.533	1:45.831	82.77	21.433	09:53:55.774
2 - D1	27.882	37.964	20.579	1:26.425	101.35	2.027	09:55:22.199
3 - D1	27.160	37.899	20.286	1:25.345	102.64	0.947	09:56:47.544
4 - D1	26.940	37.645	20.325	1:24.910 (2)	103.16	0.512	09:58:12.454
5 - D1	29.676	46.462	24.588	1:40.726	86.96	16.328	09:59:53.180
6 - D1	27.032	37.604	20.461	1:25.097 (3)	102.93	0.699	10:01:18.277
7 - D1	<b>26.896</b>	<b>37.247</b>	<b>20.255</b>	<b>1:24.398 (1)</b>	<b>103.79</b>		<b>10:02:42.675</b>
8 - D1	26.917	42.108	21.308	1:30.333	96.97	5.935	10:04:13.008

P3 67 GT3		Orange Racing powered by JMH		Mclaren 720S GT3			
IDEAL LAP TIME : 1:24.178		BEST LAP TIME : 1:24.424		DIFFERENCE : 0.246			
Simon ORANGE		Tom ROCHE (PS)					
LAP	SECTOR 1	SECTOR 2	SECTOR 3	LAP TIME	MPH	DIFF	TIME OF DAY
1 - D1	OUTLAP	39.946	20.754	1:32.361	94.84	7.937	09:54:43.666
2 - D1	26.956	38.031	20.341	1:25.328	102.66	0.904	09:56:08.994
3 - D1	<b>26.507</b>	38.031	20.313	1:24.851 (3)	103.23	0.427	09:57:33.845
4 - D1	26.910	39.647	20.742	1:27.299	100.34	2.875	09:59:01.144
5 - D1	29.456	46.477	21.947	1:37.880	89.49	13.456	10:00:39.024
6 - D1	26.867	<b>37.405</b>	<b>20.266</b>	1:24.538 (2)	103.62	0.114	10:02:03.562
7 - D1	33.321	51.956	21.829	1:47.106	81.78	22.682	10:03:50.668
8 - D1	26.851	38.482	22.477	1:27.810	99.75	3.386	10:05:18.478
9 - D1	26.719	38.609	20.396	1:25.724	102.18	1.300	10:06:44.202
10 - D1	26.538	37.546	20.340	<b>1:24.424 (1)</b>	<b>103.76</b>		<b>10:08:08.626</b>

P4 7 GTO		National Motorsport Academy		Mosler MT900			
IDEAL LAP TIME : 1:24.443		BEST LAP TIME : 1:24.652		DIFFERENCE : 0.209			
Morgan SHORT		Marcus SHORT					
LAP	SECTOR 1	SECTOR 2	SECTOR 3	LAP TIME	MPH	DIFF	TIME OF DAY
1 - D1	OUTLAP	40.059	20.982	1:35.297	91.92	10.645	09:55:01.492
2 - D1	27.352	38.292	20.398	1:26.042	101.80	1.390	09:56:27.534
3 - D1	26.793	37.733	20.219	1:24.745 (2)	103.36	0.093	09:57:52.279
4 - D1	28.624	44.159	22.970	1:35.753	91.48	11.101	09:59:28.032
5 - D1	27.045	37.973	21.554	1:26.572	101.18	1.920	10:00:54.604
6 - D1	26.942	<b>37.621</b>	<b>20.089</b>	<b>1:24.652 (1)</b>	<b>103.48</b>		<b>10:02:19.256</b>
7 - D1	32.403	46.841	21.858	1:41.102	86.64	16.450	10:04:00.358
8 - D1	26.901	38.864	20.391	1:26.156	101.67	1.504	10:05:26.514
9 - D1	<b>26.733</b>	37.829	21.335	1:25.897 (3)	101.98	1.245	10:06:52.411

# GT Cup Championship

## SATURDAY QUALIFYING (GROUP 1) - SECTOR ANALYSIS



SECTOR 1 = FL to I1, SECTOR 2 = I1 to I2, SECTOR 3 = I2 to FL, DIFF = Difference To Personal Best Lap, P = Crossed Finish Line in Pit Lane, D = Time Disallowed

P5 77 GT3		Enduro Motorsport		Mclaren 720S GT3			
IDEAL LAP TIME : 1:25.214		BEST LAP TIME : 1:25.218		DIFFERENCE : 0.004			
Mogan TILLBROOK		Marcus CLUTTON (P)					
LAP	SECTOR 1	SECTOR 2	SECTOR 3	LAP TIME	MPH	DIFF	TIME OF DAY
1 - D1	OUTLAP	43.775	27.692	1:47.999	81.11	22.781	09:53:55.511
2 - D1	27.291	37.892	20.539	1:25.722 (3)	102.18	0.504	09:55:21.233
3 - D1	27.067	37.794	20.523	1:25.384 (2)	102.59	0.166	09:56:46.617
4 - D1	26.914	37.777	20.527	1:25.218 (1)	102.79		09:58:11.835

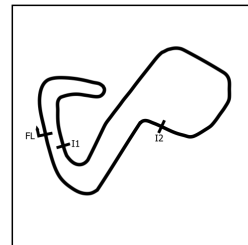
P6 28 GTO		Kendall Developments		Brabham BT62			
IDEAL LAP TIME :		BEST LAP TIME : 1:25.719		DIFFERENCE :			
Paul BAILEY		Ross WYLIE (P)					
LAP	SECTOR 1	SECTOR 2	SECTOR 3	LAP TIME	MPH	DIFF	TIME OF DAY
1 - D1	OUTLAP			1:42.604	85.37	16.885	09:54:26.425
2 - D1				1:27.437	100.18	1.718	09:55:53.862
3 - D1				1:28.979	98.44	3.260	09:57:22.841
4 - D1				1:29.310	98.08	3.591	09:58:52.151
5 - D1				1:28.136	99.39	2.417	10:00:20.287
6 - D1				1:27.108 (3)	100.56	1.389	10:01:47.395
7 - D1				1:26.154 (2)	101.67	0.435	10:03:13.549
8 - D1				1:27.184	100.47	1.465	10:04:40.733
9 - D1					1:25.719 (1)	102.19	

P7 5 GTO CTR Developments			Porsche 935				
IDEAL LAP TIME : 1:26.440		BEST LAP TIME : 1:26.591		DIFFERENCE : 0.151			
Richard CHAMBERLAIN							
LAP	SECTOR 1	SECTOR 2	SECTOR 3	LAP TIME	MPH	DIFF	TIME OF DAY
1 - D1	OUTLAP	41.277	21.066	1:36.572	90.70	9.981	09:54:09.966
2 - D1	28.894	39.794	20.600	1:29.288	98.10	2.697	09:55:39.254
3 - D1	27.565	39.367	20.974	1:27.906	99.65	1.315	09:57:07.160
4 - D1	27.996	38.736	20.479	1:27.211	100.44	0.620	09:58:34.371
5 - D1	27.673	38.617	20.418	1:26.708 (2)	101.02	0.117	10:00:01.079
6 - D1	27.632	38.614	20.472	1:26.718 (3)	101.01	0.127	10:01:27.797
7 - D1	27.578	39.105	20.647	1:27.330	100.30	0.739	10:02:55.127
8 - D1	27.467	38.663	20.461	1:26.591 (1)	101.16		10:04:21.718
9 - D1	29.982	45.169	21.645	1:36.796	90.49	10.205	10:05:58.514
10 - D1	27.941	38.869	20.359	1:27.169	100.49	0.578	10:07:25.683

P8 32 GT3 Cook Racing		Audi R8 GT3 EVO2					
IDEAL LAP TIME : 1:26.521		BEST LAP TIME : 1:26.877		DIFFERENCE : 0.356			
Sacha KAKAD		Hugo COOK (PS)					
LAP	SECTOR 1	SECTOR 2	SECTOR 3	LAP TIME	MPH	DIFF	TIME OF DAY
1 - D1	OUTLAP	42.169	23.649	1:37.252	90.07	10.375	09:54:01.923
2 - D1	28.018	40.290	22.565	1:30.873	96.39	3.996	09:55:32.796
3 - D1	29.658	39.953	20.930	1:30.541	96.75	3.664	09:57:03.337
4 - D1	27.268	39.054	20.657	1:26.979	100.71	0.102	09:58:30.316
5 - D1	28.071	39.395	20.998	1:28.464	99.02	1.587	09:59:58.780
6 - D1	26.989	39.568	21.074	1:27.634 D	99.96	0.754	10:01:26.411
7 - D1	27.355	39.417	20.983	1:27.755	99.82	0.878	10:02:54.166
8 - D1	27.214	38.897	20.766	1:26.877 (1)	100.83		10:04:21.043
9 - D1	27.252	38.875	20.778	1:26.905 (2)	100.79	0.028	10:05:47.948
10 - D1	27.261	38.910	20.753	1:26.924 (3)	100.77	0.047	10:07:14.872

# GT Cup Championship

## SATURDAY QUALIFYING (GROUP 1) - SECTOR ANALYSIS



SECTOR 1 = FL to I1, SECTOR 2 = I1 to I2, SECTOR 3 = I2 to FL, DIFF = Difference To Personal Best Lap, P = Crossed Finish Line in Pit Lane, D = Time Disallowed

P9 2 GTC Topcats Racing		Lamborghini Super Trofeo					
IDEAL LAP TIME : 1:27.453		BEST LAP TIME : 1:27.704		DIFFERENCE : 0.251			
Charlotte GILBERT		Warren GILBERT					
LAP	SECTOR 1	SECTOR 2	SECTOR 3	LAP TIME	MPH	DIFF	TIME OF DAY
1 - D1	OUTLAP	41.484	21.621	1:35.986	91.26	8.282	09:55:13.460
2 - D1	28.360	39.592	21.198	1:29.150	98.25	1.446	09:56:42.610
3 - D1	28.100	39.244	21.239	1:28.583	98.88	0.879	09:58:11.193
4 - D1	27.949	39.826	20.816	1:28.591	98.87	0.887	09:59:39.784
5 - D1	27.667	39.148	20.889	1:27.704 (1)	99.87		10:01:07.488
6 - D1	27.512	39.334	20.874	1:27.720 (2)	99.86	0.016	10:02:35.208
7 - D1	27.859	39.297	20.813	1:27.969 (3)	99.57	0.265	10:04:03.177
8 - D1	28.680	41.030	23.396	1:33.106	94.08	5.402	10:05:36.283
9 - D1	27.707	39.128	21.203	1:28.038	99.50	0.334	10:07:04.321

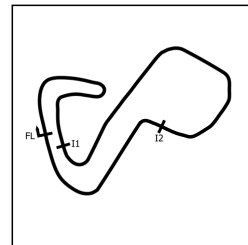
P10 11 GTC Blackthorn			Lamborghini Super Trofeo				
IDEAL LAP TIME : 1:27.754		BEST LAP TIME : 1:27.772		DIFFERENCE : 0.018			
Gilbert YATES							
LAP	SECTOR 1	SECTOR 2	SECTOR 3	LAP TIME	MPH	DIFF	TIME OF DAY
1 - D1	28.889	43.251	24.788	1:36.928	90.37	9.156	09:55:36.204
2 - D1	28.254	43.492	22.708	1:34.454	92.74	6.682	09:57:10.658
3 - D1	27.971	40.246	21.347	1:29.564 (3)	97.80	1.792	09:58:40.222
4 - D1	33.270	45.474	23.048	1:41.792	86.05	14.020	10:00:22.014
5 - D1	27.529	39.315	21.135	1:27.979 (2)	99.56	0.207	10:01:49.993
6 - D1	27.893	47.442	22.971	1:38.306	89.10	10.534	10:03:28.299
7 - D1	29.487	40.293	21.324	1:31.104	96.15	3.332	10:04:59.403
8 - D1	27.516	39.103	21.153	1:27.772 (1)	99.80		10:06:27.175

P11 33 GT3		G-Cat Racing		Porsche 911 GTR GT3			
IDEAL LAP TIME : 1:27.999		BEST LAP TIME : 1:28.100		DIFFERENCE : 0.101			
Shamus JENNINGS		Greg CATON (PS)					
LAP	SECTOR 1	SECTOR 2	SECTOR 3	LAP TIME	MPH	DIFF	TIME OF DAY
1 - D1	OUTLAP	42.061	22.874	1:38.361	89.05	10.261	09:54:04.662
2 - D1	28.761	39.954	21.232	1:29.947	97.38	1.847	09:55:34.609
3 - D1	28.483	41.216	24.348	1:34.047	93.14	5.947	09:57:08.656
4 - D1	28.147	41.670	21.376	1:31.193	96.05	3.093	09:58:39.849
5 - D1	27.990	39.659	21.193	1:28.842 (3)	98.60	0.742	10:00:08.691
6 - D1	27.811	39.266	21.109	1:28.186 (2)	99.33	0.086	10:01:36.877
7 - D1	27.624	39.304	21.172	1:28.100 (1)	99.43		10:03:04.977

P12 62 GTC		Woodrow Motorsport		Lamborghini Super Trofeo			
IDEAL LAP TIME : 1:28.899		BEST LAP TIME : 1:29.337		DIFFERENCE : 0.438			
Matthew EVANS		Kevin CLARKE					
LAP	SECTOR 1	SECTOR 2	SECTOR 3	LAP TIME	MPH	DIFF	TIME OF DAY
1 - D1	OUTLAP	42.342	22.052	1:38.587	88.85	9.250	09:54:21.495
2 - D1	28.881	40.277	21.460	1:30.618	96.66	1.281	09:55:52.113
3 - D1	28.569	40.579	21.307	1:30.455	96.84	1.118	09:57:22.568
4 - D1	28.073	39.650	21.614	1:29.337 (1)	98.05		09:58:51.905
5 - D1	29.398	40.211	21.235	1:30.844	96.42	1.507	10:00:22.749
6 - D1	28.350	40.311	21.465	1:30.126	97.19	0.789	10:01:52.875
7 - D1	28.300	40.035	21.176	1:29.511 (2)	97.86	0.174	10:03:22.386
8 - D1	49.397	44.126	24.709	1:58.232	74.09	28.895	10:05:20.618
9 - D1	29.084	41.023	21.545	1:31.652	95.57	2.315	10:06:52.270
10 - D1	28.903	39.819	21.216	1:29.938 (3)	97.39	0.601	10:08:22.208

# GT Cup Championship

## SATURDAY QUALIFYING (GROUP 1) - SECTOR ANALYSIS



SECTOR 1 = FL to I1, SECTOR 2 = I1 to I2, SECTOR 3 = I2 to FL, DIFF = Difference To Personal Best Lap, P = Crossed Finish Line in Pit Lane, D = Time Disallowed

P13 999 GTC		Orange Racing powered by JMH		Porsche 911 GT3 Cup			
IDEAL LAP TIME : 1:31.308		BEST LAP TIME : 1:31.308		DIFFERENCE : 0.000			
Patrick COLLINS		Russ LINDSAY					
LAP	SECTOR 1	SECTOR 2	SECTOR 3	LAP TIME	MPH	DIFF	TIME OF DAY
1 - D1	OUTLAP		22.774	1:45.063	83.37	13.755	09:54:13.603
2 - D1			21.935	1:34.283	92.91	2.975	09:55:47.886
3 - D1	29.916	41.881	22.226	1:34.023	93.16	2.715	09:57:21.909
4 - D1			21.777	1:33.110	94.08	1.802	09:58:55.019
5 - D1			22.215	1:32.981	94.21	1.673	10:00:28.000
6 - D1	29.062	41.225	21.789	1:32.076 (3)	95.13	0.768	10:02:00.076
7 - D1	29.004	40.996	21.590	1:31.590 (2)	95.64	0.282	10:03:31.666
8 - D1	33.530	45.661	22.502	1:41.693	86.14	10.385	10:05:13.359
9 - D1	29.572	42.622	22.235	1:34.429	92.76	3.121	10:06:47.788
10 - D1	28.822	40.934	21.552	1:31.308 (1)	95.93		10:08:19.096

P14 24 GT3		Greystone GT		McLaren 720S GT3			
IDEAL LAP TIME : 1:31.595		BEST LAP TIME : 1:31.730		DIFFERENCE : 0.135			
Andre BORODIN		Ed PEAD (P)					
LAP	SECTOR 1	SECTOR 2	SECTOR 3	LAP TIME	MPH	DIFF	TIME OF DAY
1 - D1	OUTLAP	45.899	26.564	1:48.827	80.49	17.097	09:53:57.581
2 - D1	29.951	42.323	22.089	1:34.363	92.83	2.633	09:55:31.944
3 - D1	29.316	42.658	23.050	1:35.024	92.18	3.294	09:57:06.968
4 - D1	29.556	43.748	22.094	1:35.398	91.82	3.668	09:58:42.366
5 - D1	29.837	41.446	21.837	1:33.120	94.07	1.390	10:00:15.486
6 - D1	28.867	41.205	21.658	1:31.730 (1)	95.49		10:01:47.216
7 - D1	29.238	41.910	21.756	1:32.904	94.28	1.174	10:03:20.120
8 - D1	29.262	41.425	21.982	1:32.669	94.52	0.939	10:04:52.789
9 - D1	28.732	41.711	22.052	1:32.495 (3)	94.70	0.765	10:06:25.284
10 - D1	28.909	41.514	21.896	1:32.319 (2)	94.88	0.589	10:07:57.603

P15 72 GTO		Woodrow Motorsport		BMW M3 GTR			
IDEAL LAP TIME : 1:32.825		BEST LAP TIME : 1:32.825		DIFFERENCE : 0.000			
Chris MURPHY							
LAP	SECTOR 1	SECTOR 2	SECTOR 3	LAP TIME	MPH	DIFF	TIME OF DAY
1 - D1	OUTLAP	45.914	23.484	1:51.663	78.44	18.838	09:55:43.902
2 - D1	29.536	42.357	22.552	1:34.445 (3)	92.75	1.620	09:57:18.347
3 - D1	29.352	42.125	23.137	1:34.614	92.58	1.789	09:58:52.961
4 - D1	29.769	42.530	23.843	1:36.142	91.11	3.317	10:00:29.103
5 - D1	29.230	41.809	22.380	1:33.419 (2)	93.76	0.594	10:02:02.522
6 - D1	28.738	41.795	22.292	1:32.825 (1)	94.36		10:03:35.347

P16 75 GTC		Parker Racing		Porsche 911 GT3 Cup			
IDEAL LAP TIME : 1:34.991		BEST LAP TIME : 1:35.657		DIFFERENCE : 0.666			
Keith BUSH							
LAP	SECTOR 1	SECTOR 2	SECTOR 3	LAP TIME	MPH	DIFF	TIME OF DAY
1 - D1	OUTLAP	45.740	23.386	1:45.707	82.86	10.050	09:54:08.156
2 - D1	31.817	44.040	23.341	1:39.198	88.30	3.541	09:55:47.354
3 - D1	32.749	44.950	23.036	1:40.735	86.95	5.078	09:57:28.089
4 - D1	30.820	43.500	22.687	1:37.007	90.30	1.350	09:59:05.096
5 - D1	30.855	42.922	22.752	1:36.529	90.74	0.872	10:00:41.625
6 - D1	30.678	42.674	22.572	1:35.924 (3)	91.32	0.267	10:02:17.549
7 - D1	30.347	42.947	22.612	1:35.906 (2)	91.33	0.249	10:03:53.455
8 - D1	30.850	42.756	22.597	1:36.203	91.05	0.546	10:05:29.658
9 - D1	30.229	42.190	23.238	1:35.657 (1)	91.57		10:07:05.315



GT Cup Championship

SATURDAY QUALIFYING (GROUP 1) - BEST SECTORS

SECTOR 1				SECTOR 2				SECTOR 3				IDEAL / BEST COMPARISON			
POS	NO	NAME	TIME	NO	NAME	TIME	NO	NAME	TIME	POS	NO	NAME	IDEAL	BEST	DIFF
												PERFECT LAP	1:23.643		
1	67	Orange Racing powered by JMH	26.507	50	Drivetac powered by Track Focused	37.157	50	Drivetac powered by Track Focused	19.979	1	50	Drivetac powered by Track Focused	1:23.812	1:23.977	0.165
2	50	Drivetac powered by Track Focused	26.676	13	Race Lab	37.247	7	National Motorsport Academy	20.089	2	67	Orange Racing powered by JMH	1:24.178	1:24.424	0.246
3	7	National Motorsport Academy	26.733	67	Orange Racing powered by JMH	37.405	13	Race Lab	20.255	3	13	Race Lab	1:24.398	1:24.398	0.000
4	13	Race Lab	26.896	7	National Motorsport Academy	37.621	67	Orange Racing powered by JMH	20.266	4	7	National Motorsport Academy	1:24.443	1:24.652	0.209
5	77	Enduro Motorsport	26.914	77	Enduro Motorsport	37.777	5	CTR Developments	20.359	5	77	Enduro Motorsport	1:25.214	1:25.218	0.004
6	32	Cook Racing	26.989	5	CTR Developments	38.614	77	Enduro Motorsport	20.523	6	5	CTR Developments	1:26.440	1:26.591	0.151
7	5	CTR Developments	27.467	32	Cook Racing	38.875	32	Cook Racing	20.657	7	32	Cook Racing	1:26.521	1:26.877	0.356
8	2	Topcats Racing	27.512	11	Blackthorn	39.103	2	Topcats Racing	20.813	8	2	Topcats Racing	1:27.453	1:27.704	0.251
9	11	Blackthorn	27.516	2	Topcats Racing	39.128	33	G-Cat Racing	21.109	9	11	Blackthorn	1:27.754	1:27.772	0.018
10	33	G-Cat Racing	27.624	33	G-Cat Racing	39.266	11	Blackthorn	21.135	10	33	G-Cat Racing	1:27.999	1:28.100	0.101
11	62	Woodrow Motorsport	28.073	62	Woodrow Motorsport	39.650	62	Woodrow Motorsport	21.176	11	62	Woodrow Motorsport	1:28.899	1:29.337	0.438
12	24	Greystone GT	28.732	999	Orange Racing powered by JMH	40.934	999	Orange Racing powered by JMH	21.552	12	999	Orange Racing powered by JMH	1:31.308	1:31.308	0.000
13	72	Woodrow Motorsport	28.738	24	Greystone GT	41.205	24	Greystone GT	21.658	13	24	Greystone GT	1:31.595	1:31.730	0.135
14	999	Orange Racing powered by JMH	28.822	72	Woodrow Motorsport	41.795	72	Woodrow Motorsport	22.292	14	72	Woodrow Motorsport	1:32.825	1:32.825	0.000
15	75	Parker Racing	30.229	75	Parker Racing	42.190	75	Parker Racing	22.572	15	75	Parker Racing	1:34.991	1:35.657	0.666
16										16	28	Kendall Developments		1:25.719	

## GT Cup Championship

### SATURDAY QUALIFYING (GROUP 1) - STATISTICS

Competitors Started	16
Planned Start	2023-04-29 @ 09:50:00.000
Actual Start	2023-04-29 @ 09:52:01.468
Finish Time	2023-04-29 @ 10:06:57.905
Track Length	2.4332mi.
Total Laps	135
Total Distance Covered	328.4940mi.

#### Session Fastest Lap History

NO	CL	NAME	LAP TIME	TIME OF DAY	LAP	VEHICLE
77	GT3	Enduro Motorsport	1:25.722	09:55:21.248	2	Mclaren 720S GT3
67	GT3	Orange Racing powered by JMH	1:25.328	09:56:09.008	2	Mclaren 720S GT3
67	GT3	Orange Racing powered by JMH	1:24.851	09:57:33.861	3	Mclaren 720S GT3
7	GTO	National Motorsport Academy	1:24.745	09:57:52.291	3	Mosler MT900
50	GT3	Drivetac powered by Track Focused	1:24.679	09:58:30.529	4	Mercedes AMG GT3
50	GT3	Drivetac powered by Track Focused	1:24.332	09:59:54.859	5	Mercedes AMG GT3
50	GT3	Drivetac powered by Track Focused	1:23.977	10:01:18.836	6	Mercedes AMG GT3

#### Flag History

TYPE	TIME OF DAY
GREEN	09:52:01.468
FINISH	10:06:57.905

#### Flag Statistics

TYPE	COUNT	TOTAL LAPS	TOTAL TIME
Green	1	10	20:01.778
Red	0	0	0.000
Safety Car	0	0	0.000
FCY	0	0	0.000

## GT Cup Championship

### SATURDAY QUALIFYING (GROUP 1) - STATISTICS

CLASS : GTC

5 Starters

#### Fastest Lap History

NO	NAME	LAP TIME	TIME OF DAY	LAP	VEHICLE
11	Blackthorn	1:36.928	09:55:36.206	1	Lamborghini Super Trofeo
999	Orange Racing powered by JMH	1:34.283	09:55:47.886	2	Porsche 911 GT3 Cup
62	Woodrow Motorsport	1:30.618	09:55:52.133	2	Lamborghini Super Trofeo
2	Topcats Racing	1:29.150	09:56:42.628	2	Lamborghini Super Trofeo
2	Topcats Racing	1:28.583	09:58:11.210	3	Lamborghini Super Trofeo
2	Topcats Racing	1:27.704	10:01:07.505	5	Lamborghini Super Trofeo

## GT Cup Championship

### SATURDAY QUALIFYING (GROUP 1) - STATISTICS

CLASS : GT3

7 Starters

#### Fastest Lap History

NO	NAME	LAP TIME	TIME OF DAY	LAP	VEHICLE
77	Enduro Motorsport	1:25.722	09:55:21.248	2	Mclaren 720S GT3
67	Orange Racing powered by JMH	1:25.328	09:56:09.008	2	Mclaren 720S GT3
67	Orange Racing powered by JMH	1:24.851	09:57:33.861	3	Mclaren 720S GT3
50	Drivetac powered by Track Focused	1:24.679	09:58:30.529	4	Mercedes AMG GT3
50	Drivetac powered by Track Focused	1:24.332	09:59:54.859	5	Mercedes AMG GT3
50	Drivetac powered by Track Focused	1:23.977	10:01:18.836	6	Mercedes AMG GT3

## GT Cup Championship

### SATURDAY QUALIFYING (GROUP 1) - STATISTICS

**CLASS : GTO**

4 Starters

#### Fastest Lap History

NO	NAME	LAP TIME	TIME OF DAY	LAP	VEHICLE
5	CTR Developments	1:29.288	09:55:39.268	2	Porsche 935
28	Kendall Developments	1:27.437	09:55:53.862	2	Brabham BT62
7	National Motorsport Academy	1:26.042	09:56:27.545	2	Mosler MT900
7	National Motorsport Academy	1:24.745	09:57:52.291	3	Mosler MT900
7	National Motorsport Academy	1:24.652	10:02:19.267	6	Mosler MT900

## GT Cup Championship

### SATURDAY QUALIFYING (GROUP 2) - CLASSIFICATION

POS	NO	CL	PIC	TEAM / DRIVERS	CAR	TIME	ON	LAPS	GAP	DIFF	MPH
1	14	GTH	1	<b>Greystone GT</b> Phillip CARTER / Michael BROADHURST (P)	Mclaren 570S GT4	<b>1:32.601</b>	8	9			94.59
2	69	GTH	2	<b>Make Happen Racing</b> Stephen WALTON / Chris HART	Mercedes AMG GT4	<b>1:32.720</b>	5	9	<b>0.119</b>	0.119	94.47
3	42	GTH	3	<b>Ram Racing</b> Gustavo XAVIER / Seb MORRIS (P)	Mercedes AMG GT4	<b>1:32.883</b>	3	5	<b>0.282</b>	0.163	94.31
4	82	GTH	4	<b>Feathers Motorsport</b> James GUESS / Tom CANNING (P)	Aston Martin GT4	<b>1:32.980</b>	9	10	<b>0.379</b>	0.097	94.21
5	96	GTH	5	<b>Make Happen Racing</b> Jon CURRIE / Phil KEEN (P)	Mercedes AMG GT4	<b>1:33.457</b>	5	9	<b>0.856</b>	0.477	93.73
6	78	GTH	6	<b>Paddock Motorsport</b> Tim DOCKER / Jordan ALBERT (P)	Mclaren 570S GT4	<b>1:34.580</b>	7	8	<b>1.979</b>	1.123	92.61
7	91	GTH	7	<b>24-7 Motorsport</b> David FRANKLAND / Ed BRIDLE (PS)	Mercedes AMG GT4	<b>1:40.246</b>	2	9	<b>7.645</b>	5.666	87.38
8	12	GTH	8	<b>Inari Motorsports</b> David WADDINGTON / Adam WILCOX (P)	Mclaren 570S GT4	<b>1:43.746</b>	2	2	<b>11.145</b>	3.500	84.43

Weather / Track : Bright / Dry

These results are provisional until the conclusion of any judicial and technical matters.

Brands Hatch GP: 2.4332 miles

Date: 29/04/2023 Start: 10:12 Finish: 10:33

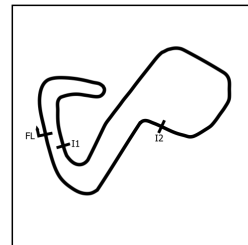
Clerk Of Course : Simon Gnana-Pragasam

Stewards :

Timekeeper : Nick Palmer

# GT Cup Championship

## SATURDAY QUALIFYING (GROUP 2) - SECTOR ANALYSIS



SECTOR 1 = FL to I1, SECTOR 2 = I1 to I2, SECTOR 3 = I2 to FL, DIFF = Difference To Personal Best Lap, P = Crossed Finish Line in Pit Lane, D = Time Disallowed

P1 14 GTH		Greystone GT		Mclaren 570S GT4			
IDEAL LAP TIME : 1:32.443		BEST LAP TIME : 1:32.601		DIFFERENCE : 0.158			
Phillip CARTER		Michael BROADHURST (P)					
LAP	SECTOR 1	SECTOR 2	SECTOR 3	LAP TIME	MPH	DIFF	TIME OF DAY
1 - D1	OUTLAP	47.087	24.199	1:46.687	82.10	14.086	10:14:00.114
2 - D1	29.637	41.528	22.279	1:33.444	93.74	0.843	10:15:33.558
3 - D1	29.498	41.590	22.532	1:33.620	93.56	1.019	10:17:07.178
4 - D1	29.150	41.377	22.301	1:32.828 (2)	94.36	0.227	10:18:40.006
5 - D1	30.453	43.379	22.987	1:36.819	90.47	4.218	10:20:16.825
6 - D1	37.149	53.025	IN PIT	7:57.012 P	18.36	6:24.411	10:28:13.837
7 - D1	OUTLAP	44.931	22.756	1:41.520	86.28	8.919	10:29:55.357
8 - D1	29.308	41.082	22.211	1:32.601 (1)	94.59		10:31:27.958
9 - D1	29.255	41.364	22.478	1:33.097 (3)	94.09	0.496	10:33:01.055

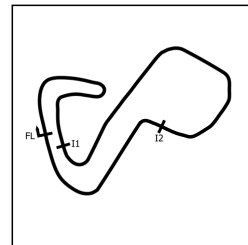
P2 69 GTH		Make Happen Racing		Mercedes AMG GT4			
IDEAL LAP TIME : 1:32.689		BEST LAP TIME : 1:32.720		DIFFERENCE : 0.031			
Stephen WALTON		Chris HART					
LAP	SECTOR 1	SECTOR 2	SECTOR 3	LAP TIME	MPH	DIFF	TIME OF DAY
1 - D1	OUTLAP	41.825	22.542	1:38.636	88.80	5.916	10:15:12.388
2 - D1	29.121	41.689	22.418	1:33.228	93.96	0.508	10:16:45.616
3 - D1	29.976	41.848	22.262	1:34.086	93.10	1.366	10:18:19.702
4 - D1	29.131	41.565	22.354	1:33.050 (3)	94.14	0.330	10:19:52.752
5 - D1	29.027	41.441	22.252	1:32.720 (1)	94.47		10:21:25.472
6 - D1	29.396	45.732	IN PIT	6:52.433 P	21.23	5:19.713	10:28:17.905
7 - D1	OUTLAP	47.090	23.314	1:45.736	82.84	13.016	10:30:03.641
8 - D1	29.266	41.866	23.328	1:34.460	92.73	1.740	10:31:38.101
9 - D1	29.250	41.573	22.221	1:33.044 (2)	94.14	0.324	10:33:11.145

P3 42 GTH		Ram Racing		Mercedes AMG GT4			
IDEAL LAP TIME : 1:32.376		BEST LAP TIME : 1:32.883		DIFFERENCE : 0.507			
Gustavo XAVIER		Seb MORRIS (P)					
LAP	SECTOR 1	SECTOR 2	SECTOR 3	LAP TIME	MPH	DIFF	TIME OF DAY
1 - D2	OUTLAP	45.541	22.852	1:43.689	84.48	10.806	10:14:43.885
2 - D2	29.483	41.529	22.305	1:33.317 (3)	93.87	0.434	10:16:17.202
3 - D2	28.986	41.626	22.271	1:32.883 (1)	94.31		10:17:50.085
4 - D2	29.507	45.266	22.914	1:37.687	89.67	4.804	10:19:27.772
5 - D2	29.079	41.119	22.719	1:32.917 (2)	94.27	0.034	10:21:00.689

P4 82 GTH		Feathers Motorsport		Aston Martin GT4			
IDEAL LAP TIME : 1:32.942		BEST LAP TIME : 1:32.980		DIFFERENCE : 0.038			
James GUESS		Tom CANNING (P)					
LAP	SECTOR 1	SECTOR 2	SECTOR 3	LAP TIME	MPH	DIFF	TIME OF DAY
1 - D1	OUTLAP	49.878	29.350	1:55.223	76.02	22.243	10:14:09.627
2 - D1	29.847	42.909	22.614	1:35.370	91.85	2.390	10:15:44.997
3 - D1	29.479	41.942	22.321	1:33.742	93.44	0.762	10:17:18.739
4 - D1	29.376	41.936	22.218	1:33.530 (3)	93.65	0.550	10:18:52.269
5 - D1	29.373	42.293	22.733	1:34.399	92.79	1.419	10:20:26.668
6 - D1	35.109	52.530	IN PIT	7:44.634 P	18.85	6:11.654	10:28:11.302
7 - D1	OUTLAP	43.510	22.842	1:39.854	87.72	6.874	10:29:51.156
8 - D1	29.590	41.630	22.196	1:33.416 (2)	93.77	0.436	10:31:24.572
9 - D1	29.229	41.668	22.083	1:32.980 (1)	94.21		10:32:57.552
10 - D1	29.516	42.123	22.380	1:34.019	93.17	1.039	10:34:31.571

# GT Cup Championship

## SATURDAY QUALIFYING (GROUP 2) - SECTOR ANALYSIS



SECTOR 1 = FL to I1, SECTOR 2 = I1 to I2, SECTOR 3 = I2 to FL, DIFF = Difference To Personal Best Lap, P = Crossed Finish Line in Pit Lane, D = Time Disallowed

<b>P5</b>	<b>96 GTH</b>	<b>Make Happen Racing</b>	<b>Mercedes AMG GT4</b>				
IDEAL LAP TIME : 1:33.134		BEST LAP TIME : 1:33.457		DIFFERENCE : 0.323			
Jon CURRIE		Phil KEEN (P)					
LAP	SECTOR 1	SECTOR 2	SECTOR 3	LAP TIME	MPH	DIFF	TIME OF DAY
1 - D1	OUTLAP	42.055	22.574	1:37.081	90.23	3.624	10:14:31.492
2 - D1	29.403	41.679	22.508	1:33.590 (2)	93.59	0.133	10:16:05.082
3 - D1	29.320	41.774	22.610	1:33.704	93.48	0.247	10:17:38.786
4 - D1	30.437	42.309	22.379	1:35.125	92.08	1.668	10:19:13.911
<b>5 - D1</b>	<b>29.263</b>	41.881	<b>22.313</b>	<b>1:33.457 (1)</b>	<b>93.73</b>		<b>10:20:47.368</b>
6 - D1	29.505	41.915	IN PIT	7:47.166 P	18.75	6:13.709	10:28:34.534
7 - D1	OUTLAP	42.633	22.730	1:38.263	89.14	4.806	10:30:12.797
8 - D1	29.563	41.627	22.600	1:33.790	93.39	0.333	10:31:46.587
9 - D1	29.638	<b>41.558</b>	22.475	1:33.671 (3)	93.51	0.214	10:33:20.258

<b>P6</b>	<b>78 GTH</b>	<b>Paddock Motorsport</b>	<b>Mclaren 570S GT4</b>				
IDEAL LAP TIME : 1:34.544		BEST LAP TIME : 1:34.580		DIFFERENCE : 0.036			
Tim DOCKER		Jordan ALBERT (P)					
LAP	SECTOR 1	SECTOR 2	SECTOR 3	LAP TIME	MPH	DIFF	TIME OF DAY
1 - D1	OUTLAP	44.697	23.531	1:45.426	83.08	10.846	10:15:17.892
2 - D1	<b>29.753</b>	42.694	23.293	1:35.740 (3)	91.49	1.160	10:16:53.632
3 - D1	29.986	43.028	23.592	1:36.606	90.67	2.026	10:18:30.238
4 - D1	29.907	43.053	23.372	1:36.332	90.93	1.752	10:20:06.570
5 - D1	29.976	44.145	IN PIT	8:04.025 P	18.09	6:29.445	10:28:10.595
6 - D1	OUTLAP	46.730	24.852	1:48.892	80.44	14.312	10:29:59.487
<b>7 - D1</b>	29.777	42.189	<b>22.614</b>	<b>1:34.580 (1)</b>	<b>92.61</b>		<b>10:31:34.067</b>
8 - D1	29.839	<b>42.177</b>	22.637	1:34.653 (2)	92.54	0.073	10:33:08.720

<b>P7</b>	<b>91 GTH</b>	<b>24-7 Motorsport</b>	<b>Mercedes AMG GT4</b>				
IDEAL LAP TIME : 1:40.037		BEST LAP TIME : 1:40.246		DIFFERENCE : 0.209			
David FRANKLAND		Ed BRIDLE (PS)					
LAP	SECTOR 1	SECTOR 2	SECTOR 3	LAP TIME	MPH	DIFF	TIME OF DAY
1 - D1	OUTLAP	46.684	24.581	1:48.932	80.41	8.686	10:14:15.723
<b>2 - D1</b>	<b>31.396</b>	45.051	23.799	<b>1:40.246 (1)</b>	<b>87.38</b>		<b>10:15:55.969</b>
3 - D1	32.123	45.292	24.011	1:41.426	86.36	1.180	10:17:37.395
4 - D1	31.709	46.055	23.790	1:41.554	86.25	1.308	10:19:18.949
5 - D1	31.494	45.236	23.791	1:40.521 (2)	87.14	0.275	10:20:59.470
6 - D1	31.786	53.200	IN PIT	7:20.391 P	19.89	5:40.145	10:28:19.861
7 - D1	OUTLAP	46.354	23.846	1:45.818	82.78	5.572	10:30:05.679
8 - D1	31.532	45.527	<b>23.658</b>	1:40.717 (3)	86.97	0.471	10:31:46.396
9 - D1	31.987	<b>44.983</b>	24.101	1:41.071	86.67	0.825	10:33:27.467

<b>P8</b>	<b>12 GTH</b>	<b>Inari Motorsports</b>	<b>Mclaren 570S GT4</b>				
IDEAL LAP TIME : 1:42.138		BEST LAP TIME : 1:43.746		DIFFERENCE : 1.608			
David WADDINGTON		Adam WILCOX (P)					
LAP	SECTOR 1	SECTOR 2	SECTOR 3	LAP TIME	MPH	DIFF	TIME OF DAY
1 - D1	OUTLAP	51.873	27.011	2:03.522	70.91	19.776	10:17:51.064
<b>2 - D1</b>	32.720	<b>46.972</b>	<b>24.054</b>	<b>1:43.746 (1)</b>	<b>84.43</b>		<b>10:19:34.810</b>



### SATURDAY QUALIFYING (GROUP 2) - BEST SECTORS

Printed - 10:35 Saturday, 29 April 2023

## GT Cup Championship

### SATURDAY QUALIFYING (GROUP 2) - STATISTICS

Competitors Started	8
Planned Start	2023-04-29 @ 10:10:00.000
Actual Start	2023-04-29 @ 10:12:08.462
Finish Time	2023-04-29 @ 10:33:05.135
Track Length	2.4332mi.
Total Laps	61
Total Distance Covered	148.4306mi.

#### Session Fastest Lap History

NO	CL	NAME	LAP TIME	TIME OF DAY	LAP	VEHICLE
14	GTH	Greystone GT	1:33.444	10:15:33.567	2	Mclaren 570S GT4
42	GTH	Ram Racing	1:33.317	10:16:17.217	2	Mercedes AMG GT4
69	GTH	Make Happen Racing	1:33.228	10:16:45.631	2	Mercedes AMG GT4
42	GTH	Ram Racing	1:32.883	10:17:50.100	3	Mercedes AMG GT4
14	GTH	Greystone GT	1:32.828	10:18:40.015	4	Mclaren 570S GT4
69	GTH	Make Happen Racing	1:32.720	10:21:25.487	5	Mercedes AMG GT4
14	GTH	Greystone GT	1:32.601	10:31:27.968	8	Mclaren 570S GT4

#### Flag History

TYPE	TIME OF DAY
GREEN	10:12:08.462
RED	10:21:51.122
GREEN	10:28:03.400
FINISH	10:33:05.135

#### Flag Statistics

TYPE	COUNT	TOTAL LAPS	TOTAL TIME
Green	2	10	16:20.751
Red	1	0	6:12.278
Safety Car	0	0	0.000
FCY	0	0	0.000

## GT Cup Championship

### SATURDAY QUALIFYING (GROUP 2) - STATISTICS

CLASS : GTH


8 Starters

#### Fastest Lap History

NO	NAME	LAP TIME	TIME OF DAY	LAP	VEHICLE
14	Greystone GT	1:33.444	10:15:33.567	2	Mclaren 570S GT4
42	Ram Racing	1:33.317	10:16:17.217	2	Mercedes AMG GT4
69	Make Happen Racing	1:33.228	10:16:45.631	2	Mercedes AMG GT4
42	Ram Racing	1:32.883	10:17:50.100	3	Mercedes AMG GT4
14	Greystone GT	1:32.828	10:18:40.015	4	Mclaren 570S GT4
69	Make Happen Racing	1:32.720	10:21:25.487	5	Mercedes AMG GT4
14	Greystone GT	1:32.601	10:31:27.968	8	Mclaren 570S GT4

# GT Cup Championship

## RACE 2 - GRID (25 minutes)

ROW 12	23	1:40.246 <b>91</b> FRANKLAND / BRIDLE (PS)	24	1:43.746 <b>12</b> WADDINGTON / WILCOX (P)
ROW 11	21	1:34.580 <b>78</b> DOCKER / ALBERT (P)	22	1:35.657 <b>75</b> BUSH
ROW 10	19	1:32.980 <b>82</b> GUESS / CANNING (P)	20	1:33.457 <b>96</b> CURRIE / KEEN (P)
ROW 9	17	1:32.825 <b>72</b> MURPHY	18	1:32.883 <b>42</b> XAVIER / MORRIS (P)
ROW 8	15	1:32.601 <b>14</b> CARTER / BROADHURST (P)	16	1:32.720 <b>69</b> WALTON / HART
ROW 7	13	1:31.308 <b>999</b> COLLINS / LINDSAY	14	1:31.730 <b>24</b> BORODIN / PEAD (P)
ROW 6	11	1:28.100 <b>33</b> JENNINGS / CATON (PS)	12	1:29.337 <b>62</b> EVANS / CLARKE
ROW 5	9	1:27.704 <b>2</b> GILBERT / GILBERT	10	1:27.772 <b>11</b> YATES
ROW 4	7	1:26.591 <b>5</b> CHAMBERLAIN	8	1:26.877 <b>32</b> KAKAD / COOK (PS)
ROW 3	5	1:25.218 <b>77</b> TILLBROOK / CLUTTON (P)	6	1:25.719 <b>28</b> BAILEY / WYLIE (P)
ROW 2	3	1:24.424 <b>67</b> ORANGE / ROCHE (PS)	4	1:24.652 <b>7</b> SHORT / SHORT
ROW 1	1	1:23.977 <b>50</b> WALLIS / MAHER-LOGHAN (PS)	2	1:24.398 <b>13</b> KHERA / HANKEY (P)
Pole				
				

Brands Hatch GP: 2.4332 miles

These results are provisional until the conclusion of any judicial and technical matters.

Clerk Of Course : Simon Gnana-Pragasam

Stewards :

Timekeeper : Nick Palmer

# GT Cup Championship

## RACE 2 - CLASSIFICATION - AMENDED

POS	NO	CL	PIC	TEAM / DRIVERS	CAR	LAPS	TIME	GAP	DIFF	MPH	BEST	ON
1	50	GT3	1	<b>Drivetac powered by Track Focused</b> James WALLIS / Sam MAHER-LOGHAN (PS)	Mercedes AMG GT3	16	25:08.143			92.93	1:24.934	4
2	67	GT3	2	<b>Orange Racing powered by JMH</b> Simon ORANGE / Tom ROCHE (PS)	Mclaren 720S GT3	16	25:12.527	4.384	4.384	92.66	1:25.054	3
3	7	GTO	1	<b>National Motorsport Academy</b> Morgan SHORT / Marcus SHORT	Mosler MT900	16	25:18.927	10.784	6.400	92.27	1:25.299	5
4	13	GT3	3	<b>Race Lab</b> Lucky KHERA / Euan HANKEY (P)	Mclaren 720S GT3 EVO	16	25:20.735	12.592	1.808	92.16	1:25.740	4
5	77	GT3	4	<b>Enduro Motorsport</b> Mogan TILLBROOK / Marcus CLUTTON (P)	Mclaren 720S GT3	16	25:22.448	14.305	1.713	92.06	1:26.551	16
6	32	GT3	5	<b>Cook Racing</b> Sacha KAKAD / Hugo COOK (PS)	Audi R8 GT3 EVO2	16	25:33.827	25.684	11.379	91.37	1:27.406	16
7	28	GTO	2	<b>Kendall Developments</b> Paul BAILEY / Ross WYLIE (P)	Brabham BT62	16	25:37.731	29.588	3.904	91.14	1:27.863	5
8	62	GTC	1	<b>Woodrow Motorsport</b> Matthew EVANS / Kevin CLARKE	Lamborghini Super Trofeo	16	25:40.496	32.353	2.765	90.98	1:29.657	15
9	33	GT3	6	<b>G-Cat Racing</b> Shamus JENNINGS / Greg CATON (PS)	Porsche 911 GTR GT3	16	25:46.370	38.227	5.874	90.63	1:29.498	8
10	2	GTC	2	<b>Topcats Racing</b> Charlotte GILBERT / Warren GILBERT	Lamborghini Super Trofeo	16	25:46.652	38.509	0.282	90.61	1:28.666	7
11	999	GTC	3	<b>Orange Racing powered by JMH</b> Patrick COLLINS / Russ LINDSAY	Porsche 911 GT3 Cup	15	25:49.336	1 Lap	1 Lap	84.80	1:33.015	13
12	42	GTH	1	<b>Ram Racing</b> Gustavo XAVIER / Seb MORRIS (P)	Mercedes AMG GT4	15	25:54.026	1 Lap	4.690	84.55	1:34.111	5
13	96	GTH	2	<b>Make Happen Racing</b> Jon CURRIE / Phil KEEN (P)	Mercedes AMG GT4	15	25:56.608	1 Lap	2.582	84.41	1:34.686	4
14	82	GTH	3	<b>Feathers Motorsport</b> James GUESS / Tom CANNING (P)	Aston Martin GT4	15	25:56.982	1 Lap	0.374	84.39	1:35.188	4
15	78	GTH	4	<b>Paddock Motorsport</b> Tim DOCKER / Jordan ALBERT (P)	Mclaren 570S GT4	15	25:57.947	1 Lap	0.965	84.34	1:35.111	14
16	72	GTO	3	<b>Woodrow Motorsport</b> Chris MURPHY	BMW M3 GTR	15	25:58.211	1 Lap	0.264	84.32	1:34.999	15
17	75	GTC	4	<b>Parker Racing</b> Keith BUSH	Porsche 911 GT3 Cup	15	26:07.484	1 Lap	9.273	83.82	1:36.041	15
18	14	GTH	5	<b>Greystone GT</b> Phillip CARTER / Michael BROADHURST (P)	Mclaren 570S GT4	15	26:16.448	1 Lap	8.964	83.35	1:35.565	6
19	12	GTH	6	<b>Inari Motorsports</b> David WADDINGTON / Adam WILCOX (P)	Mclaren 570S GT4	15	26:31.125	1 Lap	14.677	82.58	1:40.330	13
20	69	GTH	7	<b>Make Happen Racing</b> Stephen WALTON / Chris HART	Mercedes AMG GT4	14	25:58.695	2 Laps	1 Lap	78.67	1:33.682	7
21	24	GT3	7	<b>Greystone GT</b> Andre BORODIN / Ed PEAD (P)	Mclaren 720S GT3	14	26:08.308	2 Laps	9.613	78.19	1:34.700	13

### NOT CLASSIFIED

NC	5	GTO		<b>CTR Developments</b> Richard CHAMBERLAIN	Porsche 935	9	13:22.180	7 Laps	5 Laps	98.28	1:28.321	6
NC	91	GTH		<b>24-7 Motorsport</b> David FRANKLAND / Ed BRIDLE (PS)	Mercedes AMG GT4	8	13:45.979	8 Laps	1 Lap	84.84	1:40.729	2
DQ	11	GTC		<b>Blackthorn</b> Gilbert YATES	Lamborghini Super Trofeo							

### FASTEST LAP

50	GT3	<b>Drivetac powered by Track Focused</b> James WALLIS / Sam MAHER-LOGHAN (PS)	Mercedes AMG GT3	4	1:24.934	103.13 mph	165.98 kph
7	GTO	<b>National Motorsport Academy</b> Morgan SHORT / Marcus SHORT	Mosler MT900	5	1:25.299	102.69 mph	165.27 kph
2	GTC	<b>Topcats Racing</b> Charlotte GILBERT / Warren GILBERT	Lamborghini Super Trofeo	7	1:28.666	98.79 mph	158.99 kph
69	GTH	<b>Make Happen Racing</b> Stephen WALTON / Chris HART	Mercedes AMG GT4	7	1:33.682	93.50 mph	150.48 kph

\*Car 11 disqualified from race - Regulation Q12.24.3 (e/f) refers.

Weather / Track : Cloudy / Dry

These results are provisional until the conclusion of any judicial and technical matters.

Race Distance: 16 Laps / 38.93 miles

Brands Hatch GP: 2.4332 miles

Start: 13:23 Flag 13:48 End: 13:50

Clerk Of Course : Simon Gnana-Pragasam

Stewards :

Timekeeper : Nick Palmer

## GT Cup Championship

### RACE 2 - CLASSIFICATION

POS	NO	CL	PIC	TEAM / DRIVERS	CAR	LAPS	TIME	GAP	DIFF	MPH	BEST	ON
1	50	GT3	1	<b>Drivetac powered by Track Focused</b> James WALLIS / Sam MAHER-LOGHAN (PS)	Mercedes AMG GT3	16	25:08.143			92.93	1:24.934	4
2	67	GT3	2	<b>Orange Racing powered by JMH</b> Simon ORANGE / Tom ROCHE (PS)	Mclaren 720S GT3	16	25:12.527	4.384	4.384	92.66	1:25.054	3
3	7	GTO	1	<b>National Motorsport Academy</b> Morgan SHORT / Marcus SHORT	Mosler MT900	16	25:18.927	10.784	6.400	92.27	1:25.299	5
4	13	GT3	3	<b>Race Lab</b> Lucky KHERA / Euan HANKEY (P)	Mclaren 720S GT3 EVO	16	25:20.735	12.592	1.808	92.16	1:25.740	4
5	77	GT3	4	<b>Enduro Motorsport</b> Mogan TILLBROOK / Marcus CLUTTON (P)	Mclaren 720S GT3	16	25:22.448	14.305	1.713	92.06	1:26.551	16
6	32	GT3	5	<b>Cook Racing</b> Sacha KAKAD / Hugo COOK (PS)	Audi R8 GT3 EVO2	16	25:33.827	25.684	11.379	91.37	1:27.406	16
7	28	GTO	2	<b>Kendall Developments</b> Paul BAILEY / Ross WYLIE (P)	Brabham BT62	16	25:37.731	29.588	3.904	91.14	1:27.863	5
8	62	GTC	1	<b>Woodrow Motorsport</b> Matthew EVANS / Kevin CLARKE	Lamborghini Super Trofeo	16	25:40.496	32.353	2.765	90.98	1:29.657	15
9	11	GTC	2	<b>Blackthorn</b> Gilbert YATES	Lamborghini Super Trofeo	16	25:40.881	32.738	0.385	90.95	1:28.943	16
10	33	GT3	6	<b>G-Cat Racing</b> Shamus JENNINGS / Greg CATON (PS)	Porsche 911 GTR GT3	16	25:46.370	38.227	5.489	90.63	1:29.498	8
11	2	GTC	3	<b>Topcats Racing</b> Charlotte GILBERT / Warren GILBERT	Lamborghini Super Trofeo	16	25:46.652	38.509	0.282	90.61	1:28.666	7
12	999	GTC	4	<b>Orange Racing powered by JMH</b> Patrick COLLINS / Russ LINDSAY	Porsche 911 GT3 Cup	15	25:49.336	1 Lap	1 Lap	84.80	1:33.015	13
13	42	GTH	1	<b>Ram Racing</b> Gustavo XAVIER / Seb MORRIS (P)	Mercedes AMG GT4	15	25:54.026	1 Lap	4.690	84.55	1:34.111	5
14	96	GTH	2	<b>Make Happen Racing</b> Jon CURRIE / Phil KEEN (P)	Mercedes AMG GT4	15	25:56.608	1 Lap	2.582	84.41	1:34.686	4
15	82	GTH	3	<b>Feathers Motorsport</b> James GUESS / Tom CANNING (P)	Aston Martin GT4	15	25:56.982	1 Lap	0.374	84.39	1:35.188	4
16	78	GTH	4	<b>Paddock Motorsport</b> Tim DOCKER / Jordan ALBERT (P)	Mclaren 570S GT4	15	25:57.947	1 Lap	0.965	84.34	1:35.111	14
17	72	GTO	3	<b>Woodrow Motorsport</b> Chris MURPHY	BMW M3 GTR	15	25:58.211	1 Lap	0.264	84.32	1:34.999	15
18	75	GTC	5	<b>Parker Racing</b> Keith BUSH	Porsche 911 GT3 Cup	15	26:07.484	1 Lap	9.273	83.82	1:36.041	15
19	14	GTH	5	<b>Greystone GT</b> Phillip CARTER / Michael BROADHURST (P)	Mclaren 570S GT4	15	26:16.448	1 Lap	8.964	83.35	1:35.565	6
20	12	GTH	6	<b>Inari Motorsports</b> David WADDINGTON / Adam WILCOX (P)	Mclaren 570S GT4	15	26:31.125	1 Lap	14.677	82.58	1:40.330	13
21	69	GTH	7	<b>Make Happen Racing</b> Stephen WALTON / Chris HART	Mercedes AMG GT4	14	25:58.695	2 Laps	1 Lap	78.67	1:33.682	7
22	24	GT3	7	<b>Greystone GT</b> Andre BORODIN / Ed PEAD (P)	Mclaren 720S GT3	14	26:08.308	2 Laps	9.613	78.19	1:34.700	13

#### NOT CLASSIFIED

NC	5	GTO		<b>CTR Developments</b> Richard CHAMBERLAIN	Porsche 935	9	13:22.180	7 Laps	5 Laps	98.28	1:28.321	6
NC	91	GTH		<b>24-7 Motorsport</b> David FRANKLAND / Ed BRIDLE (PS)	Mercedes AMG GT4	8	13:45.979	8 Laps	1 Lap	84.84	1:40.729	2

#### FASTEST LAP

50	GT3	<b>Drivetac powered by Track Focused</b> James WALLIS / Sam MAHER-LOGHAN (PS)	Mercedes AMG GT3	4	1:24.934	103.13 mph	165.98 kph
7	GTO	<b>National Motorsport Academy</b> Morgan SHORT / Marcus SHORT	Mosler MT900	5	1:25.299	102.69 mph	165.27 kph
2	GTC	<b>Topcats Racing</b> Charlotte GILBERT / Warren GILBERT	Lamborghini Super Trofeo	7	1:28.666	98.79 mph	158.99 kph
69	GTH	<b>Make Happen Racing</b> Stephen WALTON / Chris HART	Mercedes AMG GT4	7	1:33.682	93.50 mph	150.48 kph

Weather / Track : Cloudy / Dry

These results are provisional until the conclusion of any judicial and technical matters.

Race Distance: 16 Laps / 38.93 miles

Brands Hatch GP: 2.4332 miles

Start: 13:23 Flag 13:48 End: 13:50

Clerk Of Course : Simon Gnana-Pragasam

Stewards :

Timekeeper : Nick Palmer

# GT Cup Championship

## RACE 2 - LAP CHART

LAP 1 @ 13:25:16.882			LAP 2 @ 13:26:42.001			LAP 3 @ 13:28:06.968			LAP 4 @ 13:29:31.902			LAP 5 @ 13:30:57.031		
NO	BEHIND	LAP TIME	NO	BEHIND	LAP TIME	NO	BEHIND	LAP TIME	NO	BEHIND	LAP TIME	NO	BEHIND	LAP TIME
50		1:27.906	50		1:25.119	50		1:24.967	50		1:24.934	50		1:25.129
67	1.401	1:29.307	67	1.680	1:25.398	67	1.767	1:25.054	13	4.540	1:25.740	67	6.177	1:25.243
13	2.194	1:30.100	13	2.841	1:25.766	13	3.734	1:25.860	67	6.063	1:29.230	13	6.221	1:26.810
7	2.670	1:30.576	7	5.342	1:27.791	7	6.257	1:25.882	7	7.348	1:26.025	69	2 Laps	1:35.294
77	3.542	1:31.448	77	6.020	1:27.597	77	7.955	1:26.902	77	9.856	1:26.835	7	7.518	1:25.299
28	5.547	1:33.453	28	8.995	1:28.567	28	12.320	1:28.292	28	16.051	1:28.665	77	11.562	1:26.835
5	6.029	1:33.935	5	9.316	1:28.406	5	13.212	1:28.863	5	17.001	1:28.723	28	18.785	1:27.863
32	7.238	1:35.144	32	11.330	1:29.211	32	14.580	1:28.217	32	18.408	1:28.762	5	20.279	1:28.407
62	8.335	1:36.241	62	13.026	1:29.810	62	18.155	1:30.096	62	23.856	1:30.635	32	21.514	1:28.235
11	15.869	1:43.775	11	22.279	1:31.529	11	28.573	1:31.261	11	33.976	1:30.337	62	29.426	1:30.699
999	16.778	1:44.684	999	27.385	1:35.726	999	36.430	1:34.012	33	43.516	1:31.027	11	38.884	1:30.037
42	17.329	1:45.235	42	27.894	1:35.684	33	37.423	1:32.089	999	46.476	1:34.980	33	48.717	1:30.330
96	18.485	1:46.391	96	29.683	1:36.317	42	38.140	1:35.213	42	47.798	1:34.592	999	54.539	1:33.192
82	18.963	1:46.869	33	30.301	1:33.828	96	40.672	1:35.956	96	50.424	1:34.686	42	56.780	1:34.111
14	21.303	1:49.209	82	31.127	1:37.283	82	42.110	1:35.950	82	52.364	1:35.188	2	58.333	1:29.567
33	21.592	1:49.498	14	35.534	1:39.350	14	48.390	1:37.823	2	53.895	1:30.154	96	1:01.250	1:35.955
72	21.607	1:49.513	72	35.885	1:39.397	72	48.606	1:37.688	14	1:00.970	1:37.514	82	1:03.185	1:35.950
78	22.693	1:50.599	78	36.072	1:38.498	2	48.675	1:32.979	78	1:01.180	1:36.594	14	1:12.639	1:36.798
24	23.397	1:51.303	24	36.439	1:38.161	78	49.520	1:38.415	72	1:01.589	1:37.917	78	1:12.879	1:36.828
91	25.305	1:53.211	2	40.663	1:31.387	24	49.995	1:38.523	24	1:02.109	1:37.048	72	1:13.199	1:36.739
75	26.078	1:53.984	91	40.915	1:40.729	75	55.538	1:38.719	75	1:07.476	1:36.872	24	1:13.696	1:36.716
12	29.841	1:57.747	75	41.786	1:40.827	91	57.062	1:41.114	91	1:13.324	1:41.196	75	1:19.465	1:37.118
2	34.395	2:02.301	12	48.259	1:43.537	12	1:05.578	1:42.286	12	1:21.570	1:40.926			
			69	1 Lap	3:59.228 P	69	1 Lap	1:39.754						

# GT Cup Championship

## RACE 2 - LAP CHART

LAP 6 @ 13:32:22.902			LAP 7 @ 13:33:48.832			LAP 8 @ 13:35:15.515			LAP 9 @ 13:36:41.682			LAP 10 @ 13:38:07.739		
NO	BEHIND	LAP TIME	NO	BEHIND	LAP TIME	NO	BEHIND	LAP TIME	NO	BEHIND	LAP TIME	NO	BEHIND	LAP TIME
50		1:25.871	50		1:25.930	50		1:26.683	50		1:26.167	50		1:26.057
91	1 Lap	1:41.282	75	1 Lap	1:37.470	14	1 Lap	1:36.365	96	1 Lap	1:34.729	67	6.913	1:26.777
67	6.402	1:26.096	67	5.962	1:25.490	67	6.273	1:26.994	67	6.193	1:26.087	42	1 Lap	1:35.583
13	7.250	1:26.900	13	8.925	1:27.605	78	1 Lap	1:35.873	82	1 Lap	1:36.546	96	1 Lap	1:35.244
7	7.569	1:25.922	7	9.071	1:27.432	72	1 Lap	1:36.109	13	11.070	1:28.612	13	11.969	1:26.956
77	13.095	1:27.404	77	14.621	1:27.456	13	8.625	1:26.383	7	11.252	1:28.013	7	12.614	1:27.419
12	1 Lap	1:42.771	91	1 Lap	1:42.678	7	9.406	1:27.018	78	1 Lap	1:35.894	82	1 Lap	1:37.918
69	2 Laps	1:35.167	69	2 Laps	1:34.197	77	17.452	1:29.514	14	1 Lap	1:37.106	77	23.189	1:30.921
28	20.973	1:28.059	28	23.811	1:28.768	75	1 Lap	1:40.745	72	1 Lap	1:36.437	78	1 Lap	1:38.564
5	22.729	1:28.321	5	25.172	1:28.373	28	26.302	1:29.174	77	18.325	1:27.040	14	1 Lap	1:38.211
32	23.897	1:28.254	32	26.841	1:28.874	5	27.041	1:28.552	28	29.061	1:28.926	72	1 Lap	1:40.028
62	34.519	1:30.964	12	1 Lap	1:43.655	32	28.506	1:28.348	5	29.474	1:28.600	28	33.980	1:30.976
11	43.450	1:30.437	62	39.287	1:30.698	69	2 Laps	1:36.880	32	30.639	1:28.300	32	34.429	1:29.847
33	52.845	1:29.999	11	47.636	1:30.116	91	1 Lap	1:43.446	75	1 Lap	1:38.380	75	1 Lap	1:43.075
2	1:02.689	1:30.227	33	56.558	1:29.643	62	43.570	1:30.966	69	2 Laps	1:33.682	69	2 Laps	1:34.394
999	1:03.467	1:34.799	2	1:05.425	1:28.666	12	1 Lap	1:40.957	62	48.670	1:31.267	62	1:00.646	1:38.033
42	1:06.271	1:35.362	999	1:11.442	1:33.905	11	50.863	1:29.910	91	1 Lap	1:42.323	11	1:04.105	1:34.566
96	1:10.837	1:35.458	42	1:15.225	1:34.884	33	59.373	1:29.498	11	55.596	1:30.900	33	1:10.620	1:33.647
82	1:13.162	1:35.848	96	1:19.677	1:34.770	2	1:07.873	1:29.131	12	1 Lap	1:41.053	12	1 Lap	1:46.588
14	1:22.333	1:35.565	82	1:22.875	1:35.643	999	1:18.671	1:33.912	24	2 Laps	3:55.966 P	24	2 Laps	1:51.703
78	1:23.227	1:36.219				42	1:23.816	1:35.274	33	1:03.030	1:29.824	2	1:27.281	1:42.664
72	1:23.534	1:36.206							2	1:10.674	1:28.968			
24	1:24.168	1:36.343							999	1:25.986	1:33.482			



# GT Cup Championship

## RACE 2 - LAP CHART

LAP 11 @ 13:40:53.378			LAP 12 @ 13:43:15.429			LAP 13 @ 13:44:41.000			LAP 14 @ 13:46:06.281			LAP 15 @ 13:47:31.660		
NO	BEHIND	LAP TIME	NO	BEHIND	LAP TIME	NO	BEHIND	LAP TIME	NO	BEHIND	LAP TIME	NO	BEHIND	LAP TIME
50		2:45.639	50		2:22.051	50		1:25.571	50		1:25.281	50		1:25.379
999	1 Lap	2:47.028	999	1 Lap	2:22.973	67	3.450	1:26.649	67	3.888	1:25.719	67	4.247	1:25.738
67	1.882	2:40.608	67	2.372	2:22.541	13	7.496	1:28.993	13	9.086	1:26.871	7	10.318	1:26.371
42	1 Lap	2:41.488	42	1 Lap	2:22.203	7	8.678	1:29.827	7	9.326	1:25.929	13	11.598	1:27.891
96	1 Lap	2:39.011	96	1 Lap	2:21.705	77	10.615	1:29.968	77	11.902	1:26.568	77	13.213	1:26.690
13	5.369	2:39.039	13	4.074	2:20.756	999	1 Lap	1:37.033	999	1 Lap	1:33.015	32	23.737	1:27.658
7	6.150	2:39.175	7	4.422	2:20.323	42	1 Lap	1:36.909	32	21.458	1:29.273	28	26.684	1:29.676
82	1 Lap	2:34.633	77	6.218	2:20.227	96	1 Lap	1:37.810	28	22.387	1:29.480	62	27.952	1:29.657
77	8.042	2:30.492	82	1 Lap	2:20.884	82	1 Lap	1:35.716	62	23.674	1:30.129	11	29.254	1:30.004
78	1 Lap	2:25.862	78	1 Lap	2:20.722	32	17.466	1:33.688	11	24.629	1:30.817	999	1 Lap	1:35.253
14	1 Lap	2:25.991	14	1 Lap	2:20.987	78	1 Lap	1:35.597	42	1 Lap	1:35.593	33	33.211	1:31.142
72	1 Lap	2:24.646	72	1 Lap	2:20.538	28	18.188	1:34.779	96	1 Lap	1:36.564	2	33.896	1:31.064
28	11.522	2:23.181	28	8.980	2:19.509	62	18.826	1:31.424	33	27.448	1:32.501	42	1 Lap	1:36.502
32	12.186	2:23.396	32	9.349	2:19.214	11	19.093	1:31.267	82	1 Lap	1:36.957	96	1 Lap	1:36.054
75	1 Lap	2:11.479	75	1 Lap	2:19.928	72	1 Lap	1:35.934	2	28.211	1:30.923	82	1 Lap	1:35.608
69	2 Laps	2:10.944	69	2 Laps	2:19.666	33	20.228	1:31.781	78	1 Lap	1:37.892	78	1 Lap	1:35.111
62	16.322	2:01.315	62	12.973	2:18.702	14	1 Lap	1:37.596	72	1 Lap	1:36.611	72	1 Lap	1:35.449
11	17.350	1:58.884	11	13.397	2:18.098	2	22.569	1:30.285	69	2 Laps	1:33.977	69	2 Laps	1:34.220
33	17.886	1:52.905	33	14.018	2:18.183	69	2 Laps	1:36.447	75	1 Lap	1:36.313	75	1 Lap	1:36.339
12	1 Lap	1:44.061	12	1 Lap	2:19.765	75	1 Lap	1:40.194	24	2 Laps	1:35.501	24	2 Laps	1:34.700
24	2 Laps	1:42.540	2	17.855	2:15.709	24	2 Laps	1:37.948	14	1 Lap	1:51.776	14	1 Lap	1:35.978
2	24.197	1:42.555	24	2 Laps	2:16.527	12	1 Lap	1:43.107	12	1 Lap	1:40.330	12	1 Lap	1:41.248

## GT Cup Championship

### RACE 2 - LAP CHART

<b>LAP 16</b>	<b>@ 13:48:57.119</b>
---------------	-----------------------

NO	BEHIND	LAP TIME
50		1:25.459
67	4.384	1:25.596
7	10.784	1:25.925
13	12.592	1:26.453
77	14.305	1:26.551
32	25.684	1:27.406
28	29.588	1:28.363
62	32.353	1:29.860
11	32.738	1:28.943
33	38.227	1:30.475
2	38.509	1:30.072
999	1 Lap	1:35.342
42	1 Lap	1:35.393
96	1 Lap	1:35.958
82	1 Lap	1:35.989
78	1 Lap	1:35.279
72	1 Lap	1:34.999
69	2 Laps	1:34.845
75	1 Lap	1:36.041
24	2 Laps	1:35.329
14	1 Lap	1:36.179
12	1 Lap	1:43.094

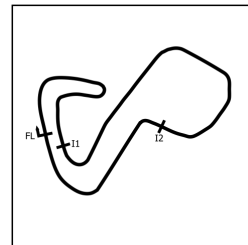
GT Cup Championship

RACE 2 - POSITION CHART

No	Name	Lap																
		Pos	1	2	3	4	5	6	7	8	9	10	11	12	13	14	15	16
50	Drivetac powered by Tr	1	50	50	50	50	50	50	50	50	50	50	50	50	50	50	50	50
13	Race Lab	2	67	67	67	13	67	67	67	67	67	67	67	67	67	67	67	67
67	Orange Racing powered	3	13	13	13	67	13	13	13	13	13	13	13	13	13	13	7	7
7	National Motorsport Acc	4	7	7	7	7	7	7	7	7	7	7	7	7	7	7	13	13
77	Enduro Motorsport	5	77	77	77	77	77	77	77	77	77	77	77	77	77	77	77	77
28	Kendall Developments	6	28	28	28	28	28	28	28	28	28	28	28	28	32	32	32	32
5	CTR Developments	7	5	5	5	5	5	5	5	5	5	32	32	32	28	28	28	28
32	Cook Racing	8	32	32	32	32	32	32	32	32	32	62	62	62	62	62	62	62
2	Topcats Racing	9	62	62	62	62	62	62	62	62	62	11	11	11	11	11	11	11
11	Blackthorn	10	11	11	11	11	11	11	11	11	11	33	33	33	33	33	33	33
33	G-Cat Racing	11	999	999	999	33	33	33	33	33	33	2	2	2	2	2	2	2
62	Woodrow Motorsport	12	42	42	33	999	999	2	2	2	2	999	999	999	999	999	999	999
999	Orange Racing powered	13	96	96	42	42	42	999	999	999	999	42	42	42	42	42	42	42
24	Greystone GT	14	82	33	96	96	2	42	42	42	42	96	96	96	96	96	96	96
14	Greystone GT	15	14	82	82	82	96	96	96	96	96	96	82	82	82	82	82	82
69	Make Happen Racing	16	33	14	14	2	82	82	82	82	82	82	78	78	78	78	78	78
72	Woodrow Motorsport	17	72	72	72	14	14	14	14	78	78	14	14	72	72	72	72	72
42	Ram Racing	18	78	78	2	78	78	78	78	14	14	72	72	14	75	75	75	75
82	Feathers Motorsport	19	24	24	78	72	72	72	72	72	72	72	75	75	14	14	14	14
96	Make Happen Racing	20	91	2	24	24	24	24	75	75	75	12	12	12	12	12	12	12
78	Paddock Motorsport	21	75	91	75	75	75	75	91	91	12	69	69	69	69	69	69	69
75	Parker Racing	22	12	75	91	91	91	91	12	12	69	24	24	24	24	24	24	24
91	24-7 Motorsport	23	2	12	12	12	12	12	69	69	24							
12	Inari Motorsports	24	69	69	69	69	69	69	24	24								

# GT Cup Championship

## RACE 2 - SECTOR ANALYSIS



SECTOR 1 = FL to I1, SECTOR 2 = I1 to I2, SECTOR 3 = I2 to FL, DIFF = Difference To Personal Best Lap, P = Crossed Finish Line in Pit Lane, D = Time Disallowed

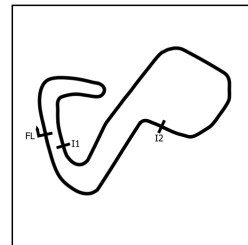
P1		50 GT3		Drivetac powered by Track Focused		Mercedes AMG GT3	
IDEAL LAP TIME : 1:24.858		BEST LAP TIME : 1:24.934		DIFFERENCE : 0.076			
James WALLIS		Sam MAHER-LOGHAN (PS)					
LAP	SECTOR 1	SECTOR 2	SECTOR 3	LAP TIME	MPH	DIFF	TIME OF DAY
1 - D1		38.638	20.519	1:27.906	99.64	2.972	13:25:16.882
2 - D1	27.227	37.613	20.279	1:25.119 (3)	102.91	0.185	13:26:42.001
3 - D1	27.189	37.492	20.286	1:24.967 (2)	103.09	0.033	13:28:06.968
4 - D1	27.193	37.446	20.295	1:24.934 (1)	103.13		13:29:31.902
5 - D1	27.156	37.717	20.256	1:25.129	102.90	0.195	13:30:57.031
6 - D1	27.569	37.629	20.673	1:25.871	102.01	0.937	13:32:22.902
7 - D1	27.269	38.267	20.394	1:25.930	101.94	0.996	13:33:48.832
8 - D1	27.518	38.846	20.319	1:26.683	101.05	1.749	13:35:15.515
9 - D1	27.389	37.999	20.779	1:26.167	101.66	1.233	13:36:41.682
10 - D1	27.498	38.101	20.458	1:26.057	101.79	1.123	13:38:07.739
11 - D1	31.483	1:24.327	49.829	2:45.639	52.88	1:20.705	13:40:53.378
12 - D1	49.790	1:02.080	30.181	2:22.051	61.66	57.117	13:43:15.429
13 - D1	27.401	37.778	20.392	1:25.571	102.36	0.637	13:44:41.000
14 - D1	27.257	37.574	20.450	1:25.281	102.71	0.347	13:46:06.281
15 - D1	27.410	37.595	20.374	1:25.379	102.59	0.445	13:47:31.660
16 - D1	27.269	37.703	20.487	1:25.459	102.50	0.525	13:48:57.119

P2		67 GT3		Orange Racing powered by JMH		Mclaren 720S GT3	
IDEAL LAP TIME : 1:25.030		BEST LAP TIME : 1:25.054		DIFFERENCE : 0.024			
Simon ORANGE		Tom ROCHE (PS)					
LAP	SECTOR 1	SECTOR 2	SECTOR 3	LAP TIME	MPH	DIFF	TIME OF DAY
1 - D1		38.736	20.437	1:29.307	98.08	4.253	13:25:18.283
2 - D1	27.025	37.917	20.456	1:25.398 (3)	102.57	0.344	13:26:43.681
3 - D1	27.049	37.755	20.250	1:25.054 (1)	102.99		13:28:08.735
4 - D1	27.062	41.701	20.467	1:29.230	98.17	4.176	13:29:37.965
5 - D1	27.095	37.787	20.361	1:25.243 (2)	102.76	0.189	13:31:03.208
6 - D1	27.156	38.651	20.289	1:26.096	101.74	1.042	13:32:29.304
7 - D1	27.070	37.966	20.454	1:25.490	102.46	0.436	13:33:54.794
8 - D1	27.336	38.563	21.095	1:26.994	100.69	1.940	13:35:21.788
9 - D1	27.167	38.214	20.706	1:26.087	101.75	1.033	13:36:47.875
10 - D1	27.196	39.095	20.486	1:26.777	100.94	1.723	13:38:14.652
11 - D1	31.529	1:19.002	50.077	2:40.608	54.54	1:15.554	13:40:55.260
12 - D1	49.027	1:02.044	31.470	2:22.541	61.45	57.487	13:43:17.801
13 - D1	27.673	38.172	20.804	1:26.649	101.09	1.595	13:44:44.450
14 - D1	27.241	38.084	20.394	1:25.719	102.19	0.665	13:46:10.169
15 - D1	27.035	38.314	20.389	1:25.738	102.16	0.684	13:47:35.907
16 - D1	27.156	38.049	20.391	1:25.596	102.33	0.542	13:49:01.503

P3		7 GTO		National Motorsport Academy		Mosler MT900	
IDEAL LAP TIME : 1:25.041		BEST LAP TIME : 1:25.299		DIFFERENCE : 0.258			
Morgan SHORT		Marcus SHORT					
LAP	SECTOR 1	SECTOR 2	SECTOR 3	LAP TIME	MPH	DIFF	TIME OF DAY
1 - D1		39.325	20.723	1:30.576	96.71	5.277	13:25:19.552
2 - D1	27.663	39.397	20.731	1:27.791	99.78	2.492	13:26:47.343
3 - D1	27.290	38.136	20.456	1:25.882 (2)	101.99	0.583	13:28:13.225
4 - D1	27.195	38.268	20.562	1:26.025	101.82	0.726	13:29:39.250
5 - D1	27.227	37.598	20.474	1:25.299 (1)	102.69		13:31:04.549
6 - D1	27.551	37.920	20.451	1:25.922 (3)	101.95	0.623	13:32:30.471
7 - D1	27.834	38.634	20.964	1:27.432	100.19	2.133	13:33:57.903
8 - D1	28.286	38.241	20.491	1:27.018	100.66	1.719	13:35:24.921
9 - D1	28.311	38.957	20.745	1:28.013	99.52	2.714	13:36:52.934
10 - D1	27.736	38.885	20.798	1:27.419	100.20	2.120	13:38:20.353
11 - D1	33.252	1:15.324	50.599	2:39.175	55.03	1:13.876	13:40:59.528
12 - D1	49.582	59.727	31.014	2:20.323	62.42	55.024	13:43:19.851
13 - D1	29.270	40.098	20.459	1:29.827	97.51	4.528	13:44:49.678
14 - D1	27.351	38.105	20.473	1:25.929	101.94	0.630	13:46:15.607
15 - D1	28.179	37.944	20.248	1:26.371	101.42	1.072	13:47:41.978
16 - D1	27.357	37.938	20.630	1:25.925	101.94	0.626	13:49:07.903

## GT Cup Championship

## RACE 2 - SECTOR ANALYSIS



SECTOR 1 = FL to I1, SECTOR 2 = I1 to I2, SECTOR 3 = I2 to FL, DIFF = Difference To Personal Best Lap, P = Crossed Finish Line in Pit Lane, D = Time Disallowed

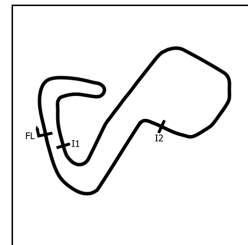
P4 13 GT3 Race Lab		Mclaren 720S GT3 EVO					
IDEAL LAP TIME : 1:25.460		BEST LAP TIME : 1:25.740		DIFFERENCE : 0.280			
Lucky KHERA		Euan HANKEY (P)					
LAP	SECTOR 1	SECTOR 2	SECTOR 3	LAP TIME	MPH	DIFF	TIME OF DAY
1 - D1		39.331	20.776	1:30.100	97.22	4.360	13:25:19.076
2 - D1	27.417	37.857	20.492	1:25.766 (2)	102.13	0.026	13:26:44.842
3 - D1	27.405	37.985	20.470	1:25.860 (3)	102.02	0.120	13:28:10.702
4 - D1	27.254	38.068	20.418	1:25.740 (1)	102.16		13:29:36.442
5 - D1	27.297	38.617	20.896	1:26.810	100.90	1.070	13:31:03.252
6 - D1	27.832	38.527	20.541	1:26.900	100.80	1.160	13:32:30.152
7 - D1	27.989	38.478	21.138	1:27.605	99.99	1.865	13:33:57.757
8 - D1	27.934	37.788	20.661	1:26.383	101.40	0.643	13:35:24.140
9 - D1	28.551	39.185	20.876	1:28.612	98.85	2.872	13:36:52.752
10 - D1	27.689	38.691	20.576	1:26.956	100.73	1.216	13:38:19.708
11 - D1	32.008	1:16.258	50.773	2:39.039	55.07	1:13.299	13:40:58.747
12 - D1	49.486	59.919	31.351	2:20.756	62.23	55.016	13:43:19.503
13 - D1	29.074	39.050	20.869	1:28.993	98.43	3.253	13:44:48.496
14 - D1	27.797	38.343	20.731	1:26.871	100.83	1.131	13:46:15.367
15 - D1	28.195	39.022	20.674	1:27.891	99.66	2.151	13:47:43.258
16 - D1	27.619	38.258	20.576	1:26.453	101.32	0.713	13:49:09.711

P5 77 GT3 Enduro Motorsport			McLaren 720S GT3				
IDEAL LAP TIME : 1:26.348		BEST LAP TIME : 1:26.551		DIFFERENCE : 0.203			
Mogan TILLBROOK		Marcus CLUTTON (P)					
LAP	SECTOR 1	SECTOR 2	SECTOR 3	LAP TIME	MPH	DIFF	TIME OF DAY
1 - D1		39.594	21.043	1:31.448	95.78	4.897	13:25:20.424
2 - D1	27.643	38.984	20.970	1:27.597	100.00	1.046	13:26:48.021
3 - D1	27.648	38.606	20.648	1:26.902	100.80	0.351	13:28:14.923
4 - D1	27.575	38.520	20.740	1:26.835	100.87	0.284	13:29:41.758
5 - D1	27.497	38.507	20.831	1:26.835	100.87	0.284	13:31:08.593
6 - D1	27.477	39.001	20.926	1:27.404	100.22	0.853	13:32:35.997
7 - D1	27.644	39.034	20.778	1:27.456	100.16	0.905	13:34:03.453
8 - D1	27.429	40.406	21.679	1:29.514	97.86	2.963	13:35:32.967
9 - D1	27.707	38.666	20.667	1:27.040	100.64	0.489	13:37:00.007
10 - D1	29.339	40.580	21.002	1:30.921	96.34	4.370	13:38:30.928
11 - D1	30.041	1:09.808	50.643	2:30.492	58.20	1:03.941	13:41:01.420
12 - D1	49.262	59.925	31.040	2:20.227	62.46	53.676	13:43:21.647
13 - D1	28.586	40.187	21.195	1:29.968	97.36	3.417	13:44:51.615
14 - D1	27.566	38.339	20.663	1:26.568 (2)	101.19	0.017	13:46:18.183
15 - D1	27.630	38.355	20.705	1:26.690 (3)	101.04	0.139	13:47:44.873
16 - D1	27.364	38.542	20.645	1:26.551 (1)	101.21		13:49:11.424

P6 32 GT3 Cook Racing			Audi R8 GT3 EVO2				
IDEAL LAP TIME : 1:27.344		BEST LAP TIME : 1:27.406		DIFFERENCE : 0.062			
Sacha KAKAD		Hugo COOK (PS)					
LAP	SECTOR 1	SECTOR 2	SECTOR 3	LAP TIME	MPH	DIFF	TIME OF DAY
1 - D2		40.354	21.392	1:35.144	92.06	7.738	13:25:24.120
2 - D2	28.026	39.857	21.328	1:29.211	98.19	1.805	13:26:53.331
3 - D2	27.795	39.278	21.144	1:28.217 (3)	99.29	0.811	13:28:21.548
4 - D2	27.685	39.860	21.217	1:28.762	98.68	1.356	13:29:50.310
5 - D2	27.712	39.391	21.132	1:28.235	99.27	0.829	13:31:18.545
6 - D2	27.713	39.635	20.906	1:28.254	99.25	0.848	13:32:46.799
7 - D2	27.990	39.975	20.909	1:28.874	98.56	1.468	13:34:15.673
8 - D2	27.870	39.347	21.131	1:28.348	99.15	0.942	13:35:44.021
9 - D2	27.558	39.144	21.598	1:28.300	99.20	0.894	13:37:12.321
10 - D2	28.338	39.158	22.351	1:29.847	97.49	2.441	13:38:42.168
11 - D2	33.483	1:01.565	48.348	2:23.396	61.08	55.990	13:41:05.564
12 - D2	49.343	58.998	30.873	2:19.214	62.92	51.808	13:43:24.778
13 - D2	30.295	41.816	21.577	1:33.688	93.50	6.282	13:44:58.466
14 - D2	28.511	39.607	21.155	1:29.273	98.12	1.867	13:46:27.739
15 - D2	27.623	39.023	21.012	1:27.658 (2)	99.93	0.252	13:47:55.397
16 - D2	27.422	39.085	20.899	1:27.406 (1)	100.22		13:49:22.803

# GT Cup Championship

## RACE 2 - SECTOR ANALYSIS



SECTOR 1 = FL to I1, SECTOR 2 = I1 to I2, SECTOR 3 = I2 to FL, DIFF = Difference To Personal Best Lap, P = Crossed Finish Line in Pit Lane, D = Time Disallowed

P7 28 GTO Kendall Developments				Brabham BT62			
IDEAL LAP TIME : 1:27.606		BEST LAP TIME : 1:27.863		DIFFERENCE : 0.257			
Paul BAILEY		Ross WYLIE (P)					
LAP	SECTOR 1	SECTOR 2	SECTOR 3	LAP TIME	MPH	DIFF	TIME OF DAY
1 - D1		40.091	21.133	1:33.453	93.73	5.590	13:25:22.429
2 - D1	28.203	39.278	21.086	1:28.567	98.90	0.704	13:26:50.996
3 - D1	28.239	39.177	20.876	1:28.292 (3)	99.21	0.429	13:28:19.288
4 - D1	28.294	39.349	21.022	1:28.665	98.79	0.802	13:29:47.953
5 - D1	28.265	38.860	20.738	1:27.863 (1)	99.69		13:31:15.816
6 - D1	28.115	38.966	20.978	1:28.059 (2)	99.47	0.196	13:32:43.875
7 - D1	28.153	39.503	21.112	1:28.768	98.68	0.905	13:34:12.643
8 - D1	28.170	39.834	21.170	1:29.174	98.23	1.311	13:35:41.817
9 - D1	28.008	39.556	21.362	1:28.926	98.50	1.063	13:37:10.743
10 - D1	28.333	39.458	23.185	1:30.976	96.28	3.113	13:38:41.719
11 - D1	33.391	1:01.024	48.766	2:23.181	61.18	55.318	13:41:04.900
12 - D1	49.227	58.928	31.354	2:19.509	62.79	51.646	13:43:24.409
13 - D1	30.963	41.770	22.046	1:34.779	92.42	6.916	13:44:59.188
14 - D1	28.760	39.459	21.261	1:29.480	97.89	1.617	13:46:28.668
15 - D1	28.655	39.849	21.172	1:29.676	97.68	1.813	13:47:58.344
16 - D1	28.050	39.281	21.032	1:28.363	99.13	0.500	13:49:26.707

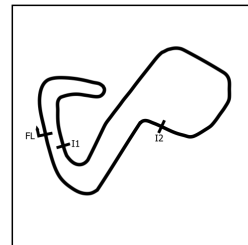
P8 62 GTC Woodrow Motorsport				Lamborghini Super Trofeo			
IDEAL LAP TIME : 1:29.144		BEST LAP TIME : 1:29.657		DIFFERENCE : 0.513			
Matthew EVANS		Kevin CLARKE					
LAP	SECTOR 1	SECTOR 2	SECTOR 3	LAP TIME	MPH	DIFF	TIME OF DAY
1 - D1		40.833	21.449	1:36.241	91.01	6.584	13:25:25.217
2 - D1	28.817	39.736	21.257	1:29.810 (2)	97.53	0.153	13:26:55.027
3 - D1	28.334	40.398	21.364	1:30.096	97.22	0.439	13:28:25.123
4 - D1	28.762	40.492	21.381	1:30.635	96.64	0.978	13:29:55.758
5 - D1	28.624	40.571	21.504	1:30.699	96.58	1.042	13:31:26.457
6 - D1	29.056	40.417	21.491	1:30.964	96.30	1.307	13:32:57.421
7 - D1	28.948	40.451	21.299	1:30.698	96.58	1.041	13:34:28.119
8 - D1	28.757	40.551	21.658	1:30.966	96.29	1.309	13:35:59.085
9 - D1	28.865	41.035	21.367	1:31.267	95.98	1.610	13:37:30.352
10 - D1	29.101	44.136	24.796	1:38.033	89.35	8.376	13:39:08.385
11 - D1	30.825	45.521	44.969	2:01.315	72.20	31.658	13:41:09.700
12 - D1	51.245	56.206	31.251	2:18.702	63.15	49.045	13:43:28.402
13 - D1	28.935	40.773	21.716	1:31.424	95.81	1.767	13:44:59.826
14 - D1	28.917	40.115	21.097	1:30.129	97.19	0.472	13:46:29.955
15 - D1	28.588	39.995	21.074	1:29.657 (1)	97.70		13:47:59.612
16 - D1	28.397	40.014	21.449	1:29.860 (3)	97.48	0.203	13:49:29.472

P9 11 GTC Blackthorn				Lamborghini Super Trofeo			
IDEAL LAP TIME : 1:28.943		BEST LAP TIME : 1:28.943		DIFFERENCE : 0.000			
Gilbert YATES							
LAP	SECTOR 1	SECTOR 2	SECTOR 3	LAP TIME	MPH	DIFF	TIME OF DAY
1 - D1		47.004	22.135	1:43.775	84.41	14.832	13:25:32.751
2 - D1	28.833	40.941	21.755	1:31.529	95.70	2.586	13:27:04.280
3 - D1	28.921	40.753	21.587	1:31.261	95.98	2.318	13:28:35.541
4 - D1	28.348	40.293	21.696	1:30.337	96.96	1.394	13:30:05.878
5 - D1	28.274	40.338	21.425	1:30.037	97.29	1.094	13:31:35.915
6 - D1	28.422	40.449	21.566	1:30.437	96.86	1.494	13:33:06.352
7 - D1	28.436	40.175	21.505	1:30.116	97.20	1.173	13:34:36.468
8 - D1	28.233	40.246	21.431	1:29.910 (2)	97.42	0.967	13:36:06.378
9 - D1	28.735	40.802	21.363	1:30.900	96.36	1.957	13:37:37.278
10 - D1	28.733	42.552	23.281	1:34.566	92.63	5.623	13:39:11.844
11 - D1	33.279	46.426	39.179	1:58.884	73.68	29.941	13:41:10.728
12 - D1	51.109	55.850	31.139	2:18.098	63.43	49.155	13:43:28.826
13 - D1	28.993	40.711	21.563	1:31.267	95.98	2.324	13:45:00.093
14 - D1	29.118	40.331	21.368	1:30.817	96.45	1.874	13:46:30.910
15 - D1	28.358	40.120	21.526	1:30.004 (3)	97.32	1.061	13:48:00.914
16 - D1	27.802	39.807	21.334	1:28.943 (1)	98.48		13:49:29.857

# GT Cup Championship

## RACE 2 - SECTOR ANALYSIS



SECTOR 1 = FL to I1, SECTOR 2 = I1 to I2, SECTOR 3 = I2 to FL, DIFF = Difference To Personal Best Lap, P = Crossed Finish Line in Pit Lane, D = Time Disallowed

P10 33 GT3 G-Cat Racing				Porsche 911 GTR GT3			
IDEAL LAP TIME : 1:29.243		BEST LAP TIME : 1:29.498		DIFFERENCE : 0.255			
Shamus JENNINGS		Greg CATON (PS)					
LAP	SECTOR 1	SECTOR 2	SECTOR 3	LAP TIME	MPH	DIFF	TIME OF DAY
1 - D1		52.351	22.009	1:49.498	79.99	20.000	13:25:38.474
2 - D1	29.423	42.166	22.239	1:33.828	93.36	4.330	13:27:12.302
3 - D1	29.233	40.776	22.080	1:32.089	95.12	2.591	13:28:44.391
4 - D1	29.055	40.704	21.268	1:31.027	96.23	1.529	13:30:15.418
5 - D1	28.258	40.355	21.717	1:30.330	96.97	0.832	13:31:45.748
6 - D1	28.288	40.343	21.368	1:29.999	97.33	0.501	13:33:15.747
7 - D1	28.180	40.240	21.223	1:29.643 (2)	97.71	0.145	13:34:45.390
8 - D1	28.208	39.840	21.450	1:29.498 (1)	97.87		13:36:14.888
9 - D1	28.322	40.084	21.418	1:29.824 (3)	97.52	0.326	13:37:44.712
10 - D1	29.153	42.321	22.173	1:33.647	93.54	4.149	13:39:18.359
11 - D1	30.093	43.628	39.184	1:52.905	77.58	23.407	13:41:11.264
12 - D1	51.007	56.088	31.088	2:18.183	63.39	48.685	13:43:29.447
13 - D1	29.466	40.515	21.800	1:31.781	95.44	2.283	13:45:01.228
14 - D1	29.270	41.024	22.207	1:32.501	94.69	3.003	13:46:33.729
15 - D1	28.689	40.977	21.476	1:31.142	96.11	1.644	13:48:04.871
16 - D1	28.447	40.482	21.546	1:30.475	96.82	0.977	13:49:35.346

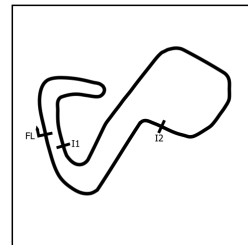
P11 2 GTC Topcats Racing				Lamborghini Super Trofeo			
IDEAL LAP TIME : 1:28.638		BEST LAP TIME : 1:28.666		DIFFERENCE : 0.028			
Charlotte GILBERT		Warren GILBERT					
LAP	SECTOR 1	SECTOR 2	SECTOR 3	LAP TIME	MPH	DIFF	TIME OF DAY
1 - D1		1:06.660	21.506	2:02.301	71.62	33.635	13:25:51.277
2 - D1	28.827	40.628	21.932	1:31.387	95.85	2.721	13:27:22.664
3 - D1	28.698	42.019	22.262	1:32.979	94.21	4.313	13:28:55.643
4 - D1	29.010	40.052	21.092	1:30.154	97.16	1.488	13:30:25.797
5 - D1	28.327	40.142	21.098	1:29.567	97.80	0.901	13:31:55.364
6 - D1	28.092	40.316	21.819	1:30.227	97.08	1.561	13:33:25.591
7 - D1	28.099	39.552	21.015	1:28.666 (1)	98.79		13:34:54.257
8 - D1	28.357	39.578	21.196	1:29.131 (3)	98.28	0.465	13:36:23.388
9 - D1	28.311	39.587	21.070	1:28.968 (2)	98.46	0.302	13:37:52.356
10 - D1	31.858	47.750	23.056	1:42.664	85.32	13.998	13:39:35.020
11 - D1	33.001	45.266	24.288	1:42.555	85.41	13.889	13:41:17.575
12 - D1	48.529	55.473	31.707	2:15.709	64.54	47.043	13:43:33.284
13 - D1	29.106	39.885	21.294	1:30.285	97.02	1.619	13:45:03.569
14 - D1	28.071	40.419	22.433	1:30.923	96.34	2.257	13:46:34.492
15 - D1	28.538	41.245	21.281	1:31.064	96.19	2.398	13:48:05.556
16 - D1	28.414	40.302	21.356	1:30.072	97.25	1.406	13:49:35.628

P12 999 GTC Orange Racing powered by JMH				Porsche 911 GT3 Cup			
IDEAL LAP TIME : 1:32.627		BEST LAP TIME : 1:33.015		DIFFERENCE : 0.388			
Patrick COLLINS		Russ LINDSAY					
LAP	SECTOR 1	SECTOR 2	SECTOR 3	LAP TIME	MPH	DIFF	TIME OF DAY
1 - D1		45.700	23.857	1:44.684	83.67	11.669	13:25:33.660
2 - D1	30.536	42.708	22.482	1:35.726	91.50	2.711	13:27:09.386
3 - D1	29.516	42.250	22.246	1:34.012	93.17	0.997	13:28:43.398
4 - D1	29.974	42.797	22.209	1:34.980	92.22	1.965	13:30:18.378
5 - D1	29.628	41.596	21.968	1:33.192 (2)	93.99	0.177	13:31:51.570
6 - D1	29.826	41.982	22.991	1:34.799	92.40	1.784	13:33:26.369
7 - D1	29.332	42.220	22.353	1:33.905	93.28	0.890	13:35:00.274
8 - D1	29.685	42.142	22.085	1:33.912	93.27	0.897	13:36:34.186
9 - D1	29.178	41.719	22.585	1:33.482 (3)	93.70	0.467	13:38:07.668
10 - D1	34.476	1:22.437	50.115	2:47.028	52.44	1:14.013	13:40:54.696
11 - D1	49.063	1:02.212	31.698	2:22.973	61.26	49.958	13:43:17.669
12 - D1	30.695	43.960	22.378	1:37.033	90.27	4.018	13:44:54.702
13 - D1	29.404	41.481	22.130	1:33.015 (1)	94.17		13:46:27.717
14 - D1	29.953	43.091	22.209	1:35.253	91.96	2.238	13:48:02.970
15 - D1	29.397	43.545	22.400	1:35.342	91.87	2.327	13:49:38.312

# GT Cup Championship

## RACE 2 - SECTOR ANALYSIS



SECTOR 1 = FL to I1, SECTOR 2 = I1 to I2, SECTOR 3 = I2 to FL, DIFF = Difference To Personal Best Lap, P = Crossed Finish Line in Pit Lane, D = Time Disallowed

P13 42 GTH Ram Racing				Mercedes AMG GT4			
IDEAL LAP TIME : 1:34.111		BEST LAP TIME : 1:34.111		DIFFERENCE : 0.000			
Gustavo XAVIER		Seb MORRIS (P)					
LAP	SECTOR 1	SECTOR 2	SECTOR 3	LAP TIME	MPH	DIFF	TIME OF DAY
1 - D2		43.743	24.199	1:45.235	83.24	11.124	13:25:34.211
2 - D2	30.274	42.746	22.664	1:35.684	91.54	1.573	13:27:09.895
3 - D2	29.539	42.540	23.134	1:35.213	92.00	1.102	13:28:45.108
4 - D2	29.609	42.451	22.532	1:34.592 (2)	92.60	0.481	13:30:19.700
5 - D2	29.508	42.175	22.428	1:34.111 (1)	93.07		13:31:53.811
6 - D2	29.594	43.035	22.733	1:35.362	91.85	1.251	13:33:29.173
7 - D2	29.626	42.212	23.046	1:34.884 (3)	92.32	0.773	13:35:04.057
8 - D2	30.066	42.445	22.763	1:35.274	91.94	1.163	13:36:39.331
9 - D2	29.703	43.151	22.729	1:35.583	91.64	1.472	13:38:14.914
10 - D2	34.469	1:16.741	50.278	2:41.488	54.24	1:07.377	13:40:56.402
11 - D2	49.755	1:00.857	31.591	2:22.203	61.60	48.092	13:43:18.605
12 - D2	30.185	43.840	22.884	1:36.909	90.39	2.798	13:44:55.514
13 - D2	29.668	43.061	22.864	1:35.593	91.63	1.482	13:46:31.107
14 - D2	29.890	43.867	22.745	1:36.502	90.77	2.391	13:48:07.609
15 - D2	29.745	42.762	22.886	1:35.393	91.82	1.282	13:49:43.002

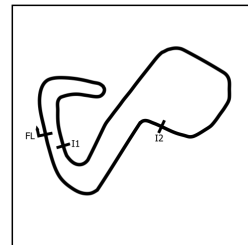
P14 96 GTH Make Happen Racing				Mercedes AMG GT4			
IDEAL LAP TIME : 1:34.456		BEST LAP TIME : 1:34.686		DIFFERENCE : 0.230			
Jon CURRIE		Phil KEEN (P)					
LAP	SECTOR 1	SECTOR 2	SECTOR 3	LAP TIME	MPH	DIFF	TIME OF DAY
1 - D1		45.457	23.011	1:46.391	82.33	11.705	13:25:35.367
2 - D1	30.413	43.088	22.816	1:36.317	90.94	1.631	13:27:11.684
3 - D1	30.076	42.867	23.013	1:35.956	91.29	1.270	13:28:47.640
4 - D1	29.800	42.186	22.700	1:34.686 (1)	92.51		13:30:22.326
5 - D1	29.812	43.265	22.878	1:35.955	91.29	1.269	13:31:58.281
6 - D1	30.065	42.499	22.894	1:35.458	91.76	0.772	13:33:33.739
7 - D1	29.704	42.281	22.785	1:34.770 (3)	92.43	0.084	13:35:08.509
8 - D1	29.831	42.062	22.836	1:34.729 (2)	92.47	0.043	13:36:43.238
9 - D1	29.898	42.656	22.690	1:35.244	91.97	0.558	13:38:18.482
10 - D1	32.069	1:16.529	50.413	2:39.011	55.08	1:04.325	13:40:57.493
11 - D1	49.638	1:00.295	31.772	2:21.705	61.81	47.019	13:43:19.198
12 - D1	31.326	43.452	23.032	1:37.810	89.55	3.124	13:44:57.008
13 - D1	30.171	43.573	22.820	1:36.564	90.71	1.878	13:46:33.572
14 - D1	30.720	42.565	22.769	1:36.054	91.19	1.368	13:48:09.626
15 - D1	30.179	42.923	22.856	1:35.958	91.28	1.272	13:49:45.584

P15 82 GTH Feathers Motorsport				Aston Martin GT4			
IDEAL LAP TIME : 1:34.775		BEST LAP TIME : 1:35.188		DIFFERENCE : 0.413			
James GUESS		Tom CANNING (P)					
LAP	SECTOR 1	SECTOR 2	SECTOR 3	LAP TIME	MPH	DIFF	TIME OF DAY
1 - D1		47.359	22.997	1:46.869	81.96	11.681	13:25:35.845
2 - D1	30.245	43.639	23.399	1:37.283	90.04	2.095	13:27:13.128
3 - D1	30.047	42.985	22.918	1:35.950	91.29	0.762	13:28:49.078
4 - D1	29.999	42.461	22.728	1:35.188 (1)	92.02		13:30:24.266
5 - D1	29.990	43.347	22.613	1:35.950	91.29	0.762	13:32:00.216
6 - D1	29.908	43.189	22.751	1:35.848	91.39	0.660	13:33:36.064
7 - D1	29.819	43.093	22.731	1:35.643 (3)	91.58	0.455	13:35:11.707
8 - D1	30.116	43.268	23.162	1:36.546	90.73	1.358	13:36:48.253
9 - D1	30.083	44.519	23.316	1:37.918	89.46	2.730	13:38:26.171
10 - D1	32.992	1:10.899	50.742	2:34.633	56.64	59.445	13:41:00.804
11 - D1	49.133	59.961	31.790	2:20.884	62.17	45.696	13:43:21.688
12 - D1	30.266	42.785	22.665	1:35.716	91.51	0.528	13:44:57.404
13 - D1	30.551	43.265	23.141	1:36.957	90.34	1.769	13:46:34.361
14 - D1	30.652	42.359	22.597	1:35.608 (2)	91.62	0.420	13:48:09.969
15 - D1	30.067	43.255	22.667	1:35.989	91.25	0.801	13:49:45.958



## GT Cup Championship

## RACE 2 - SECTOR ANALYSIS



SECTOR 1 = FL to I1, SECTOR 2 = I1 to I2, SECTOR 3 = I2 to FL, DIFF = Difference To Personal Best Lap, P = Crossed Finish Line in Pit Lane, D = Time Disallowed

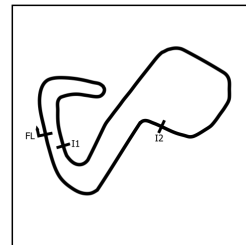
P16 78 GTH Paddock Motorsport				McLaren 570S GT4			
IDEAL LAP TIME : 1:34.839		BEST LAP TIME : 1:35.111		DIFFERENCE : 0.272			
Tim DOCKER		Jordan ALBERT (P)					
LAP	SECTOR 1	SECTOR 2	SECTOR 3	LAP TIME	MPH	DIFF	TIME OF DAY
1 - D1		47.849	23.428	1:50.599	79.20	15.488	13:25:39.575
2 - D1	30.870	44.587	23.041	1:38.498	88.93	3.387	13:27:18.073
3 - D1	31.006	44.128	23.281	1:38.415	89.00	3.304	13:28:56.488
4 - D1	30.568	43.320	22.706	1:36.594	90.68	1.483	13:30:33.082
5 - D1	30.923	43.179	22.726	1:36.828	90.46	1.717	13:32:09.910
6 - D1	30.463	42.856	22.900	1:36.219	91.04	1.108	13:33:46.129
7 - D1	<b>29.864</b>	43.177	22.832	1:35.873	91.36	0.762	13:35:22.002
8 - D1	30.172	42.887	22.835	1:35.894	91.34	0.783	13:36:57.896
9 - D1	29.920	43.337	<b>25.307</b>	<b>1:38.564</b>	88.87	3.453	<b>13:38:36.460</b>
10 - D1	<b>34.748</b>	<b>1:02.185</b>	<b>48.929</b>	<b>2:25.862</b>	60.05	50.751	<b>13:41:02.322</b>
11 - D1	<b>49.369</b>	<b>59.491</b>	31.862	2:20.722	62.24	45.611	13:43:23.044
12 - D1	30.016	42.667	22.914	1:35.597 (3)	91.63	0.486	13:44:58.641
13 - D1	31.449	43.457	22.986	1:37.892	89.48	2.781	13:46:36.533
14 - D1	30.136	<b>42.330</b>	<b>22.645</b>	<b>1:35.111 (1)</b>	<b>92.10</b>		<b>13:48:11.644</b>
15 - D1	30.214	42.386	22.679	1:35.279 (2)	91.93	0.168	13:49:46.923

P17 72 GTO Woodrow Motorsport				BMW M3 GTR			
IDEAL LAP TIME : 1:34.583		BEST LAP TIME : 1:34.999		DIFFERENCE : 0.416			
Chris MURPHY							
LAP	SECTOR 1	SECTOR 2	SECTOR 3	LAP TIME	MPH	DIFF	TIME OF DAY
1 - D1		48.072	23.191	1:49.513	79.98	14.514	13:25:38.489
2 - D1	31.397	44.590	23.410	1:39.397	88.12	4.398	13:27:17.886
3 - D1	30.540	44.013	23.135	1:37.688	89.67	2.689	13:28:55.574
4 - D1	32.010	43.185	22.722	1:37.917	89.46	2.918	13:30:33.491
5 - D1	30.887	43.378	22.474	1:36.739	90.55	1.740	13:32:10.230
6 - D1	30.547	43.010	22.649	1:36.206	91.05	1.207	13:33:46.436
7 - D1	30.072	43.052	22.985	1:36.109	91.14	1.110	13:35:22.545
8 - D1	31.475	42.702	<b>22.260</b>	1:36.437	90.83	1.438	13:36:58.982
9 - D1	30.450	43.206	<b>26.372</b>	<b>1:40.028</b>	87.57	5.029	<b>13:38:39.010</b>
10 - D1	<b>33.671</b>	<b>1:02.449</b>	<b>48.526</b>	<b>2:24.646</b>	60.56	49.647	<b>13:41:03.656</b>
11 - D1	<b>49.376</b>	<b>59.150</b>	32.012	2:20.538	62.33	45.539	13:43:24.194
12 - D1	<b>29.914</b>	42.568	23.452	1:35.934 (3)	91.31	0.935	13:45:00.128
13 - D1	30.310	43.535	22.766	1:36.611	90.67	1.612	13:46:36.739
14 - D1	30.283	42.649	22.517	1:35.449 (2)	91.77	0.450	13:48:12.188
15 - D1	30.037	<b>42.409</b>	22.553	<b>1:34.999 (1)</b>	<b>92.20</b>		<b>13:49:47.187</b>

P18 75 GTC Parker Racing				Porsche 911 GT3 Cup			
IDEAL LAP TIME : 1:35.744		BEST LAP TIME : 1:36.041		DIFFERENCE : 0.297			
Keith BUSH							
LAP	SECTOR 1	SECTOR 2	SECTOR 3	LAP TIME	MPH	DIFF	TIME OF DAY
1 - D1		48.599	23.457	1:53.984	76.85	17.943	13:25:42.960
2 - D1	31.668	45.392	23.767	1:40.827	86.87	4.786	13:27:23.787
3 - D1	31.352	43.915	23.452	1:38.719	88.73	2.678	13:29:02.506
4 - D1	30.760	43.148	22.964	1:36.872	90.42	0.831	13:30:39.378
5 - D1	31.053	43.191	22.874	1:37.118	90.19	1.077	13:32:16.496
6 - D1	30.819	43.600	23.051	1:37.470	89.87	1.429	13:33:53.966
7 - D1	32.061	44.999	23.685	1:40.745	86.95	4.704	13:35:34.711
8 - D1	31.265	42.902	24.213	1:38.380	89.04	2.339	13:37:13.091
9 - D1	31.910	<b>44.371</b>	<b>26.794</b>	<b>1:43.075</b>	84.98	7.034	<b>13:38:56.166</b>
10 - D1	<b>35.322</b>	<b>47.121</b>	<b>49.036</b>	<b>2:11.479</b>	66.62	35.438	<b>13:41:07.645</b>
11 - D1	<b>49.651</b>	<b>57.832</b>	32.445	2:19.928	62.60	43.887	13:43:27.573
12 - D1	33.502	43.920	22.772	1:40.194	87.42	4.153	13:45:07.767
13 - D1	<b>30.586</b>	43.073	<b>22.654</b>	1:36.313 (2)	90.95	0.272	13:46:44.080
14 - D1	31.046	42.521	22.772	1:36.339 (3)	90.92	0.298	13:48:20.419
15 - D1	30.764	<b>42.504</b>	22.773	<b>1:36.041 (1)</b>	<b>91.20</b>		<b>13:49:56.460</b>

## GT Cup Championship

## RACE 2 - SECTOR ANALYSIS



SECTOR 1 = FL to I1, SECTOR 2 = I1 to I2, SECTOR 3 = I2 to FL, DIFF = Difference To Personal Best Lap, P = Crossed Finish Line in Pit Lane, D = Time Disallowed

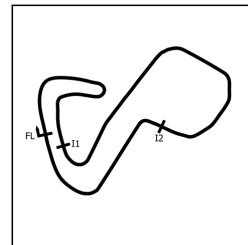
P19 14 GTH Greystone GT				McLaren 570S GT4			
IDEAL LAP TIME : 1:35.252		BEST LAP TIME : 1:35.565		DIFFERENCE : 0.313			
Phillip CARTER		Michael BROADHURST (P)					
LAP	SECTOR 1	SECTOR 2	SECTOR 3	LAP TIME	MPH	DIFF	TIME OF DAY
1 - D1		49.458	23.461	1:49.209	80.21	13.644	13:25:38.185
2 - D1	31.413	44.418	23.519	1:39.350	88.17	3.785	13:27:17.535
3 - D1	30.583	43.926	23.314	1:37.823	89.54	2.258	13:28:55.358
4 - D1	31.219	43.089	23.206	1:37.514	89.83	1.949	13:30:32.872
5 - D1	30.770	42.992	23.036	1:36.798	90.49	1.233	13:32:09.670
6 - D1	30.077	42.417	23.071	1:35.565 (1)	91.66		13:33:45.235
7 - D1	30.271	43.172	22.922	1:36.365	90.90	0.800	13:35:21.600
8 - D1	31.053	43.295	22.758	1:37.106	90.20	1.541	13:36:58.706
9 - D1	30.391	42.918	24.902	1:38.211	89.19	2.646	13:38:36.917
10 - D1	34.714	1:02.547	48.730	2:25.991	60.00	50.426	13:41:02.908
11 - D1	49.232	59.518	32.237	2:20.987	62.13	45.422	13:43:23.895
12 - D1	30.752	43.356	23.488	1:37.596	89.75	2.031	13:45:01.491
13 - D1	30.216	58.172	23.388	1:51.776	78.36	16.211	13:46:53.267
14 - D1	30.225	42.495	23.258	1:35.978 (2)	91.26	0.413	13:48:29.245
15 - D1	30.412	42.728	23.039	1:36.179 (3)	91.07	0.614	13:50:05.424

P20 12 GTH Inari Motorsports				McLaren 570S GT4			
IDEAL LAP TIME : 1:40.151		BEST LAP TIME : 1:40.330		DIFFERENCE : 0.179			
David WADDINGTON		Adam WILCOX (P)					
LAP	SECTOR 1	SECTOR 2	SECTOR 3	LAP TIME	MPH	DIFF	TIME OF DAY
1 - D1		50.619	24.297	1:57.747	74.39	17.417	13:25:46.723
2 - D1	32.091	47.174	24.272	1:43.537	84.60	3.207	13:27:30.260
3 - D1	31.752	46.760	23.774	1:42.286	85.64	1.956	13:29:12.546
4 - D1	31.477	45.876	23.573	1:40.926 (2)	86.79	0.596	13:30:53.472
5 - D1	31.597	46.888	24.286	1:42.771	85.23	2.441	13:32:36.243
6 - D1	31.861	47.088	24.706	1:43.655	84.50	3.325	13:34:19.898
7 - D1	31.469	45.292	24.196	1:40.957 (3)	86.76	0.627	13:36:00.855
8 - D1	31.586	45.574	23.893	1:41.053	86.68	0.723	13:37:41.908
9 - D1	32.618	49.380	24.590	1:46.588	82.18	6.258	13:39:28.496
10 - D1	31.755	46.136	26.170	1:44.061	84.17	3.731	13:41:12.557
11 - D1	51.428	55.229	33.108	2:19.765	62.67	39.435	13:43:32.322
12 - D1	34.085	45.200	23.822	1:43.107	84.95	2.777	13:45:15.429
13 - D1	31.502	45.109	23.719	1:40.330 (1)	87.31		13:46:55.759
14 - D1	31.722	45.445	24.081	1:41.248	86.51	0.918	13:48:37.007
15 - D1	31.975	46.815	24.304	1:43.094	84.96	2.764	13:50:20.101

P21 69 GTH Make Happen Racing				Mercedes AMG GT4			
IDEAL LAP TIME : 1:33.682		BEST LAP TIME : 1:33.682		DIFFERENCE : 0.000			
Stephen WALTON		Chris HART					
LAP	SECTOR 1	SECTOR 2	SECTOR 3	LAP TIME	MPH	DIFF	TIME OF DAY
1 - D1			IN PIT	3:59.228 P	36.61	2:25.546	13:27:48.204
2 - D1	OUTLAP	43.785	22.950	1:39.754	87.81	6.072	13:29:27.958
3 - D1	29.954	42.748	22.592	1:35.294	91.92	1.612	13:31:03.252
4 - D1	30.389	42.344	22.434	1:35.167	92.04	1.485	13:32:38.419
5 - D1	29.629	42.135	22.433	1:34.197 (3)	92.99	0.515	13:34:12.616
6 - D1	31.099	43.031	22.750	1:36.880	90.41	3.198	13:35:49.496
7 - D1	29.413	41.921	22.348	1:33.682 (1)	93.50		13:37:23.178
8 - D1	29.566	42.173	22.655	1:34.394	92.80	0.712	13:38:57.572
9 - D1	34.866	47.011	49.067	2:10.944	66.89	37.262	13:41:08.516
10 - D1	49.555	57.645	32.466	2:19.666	62.71	45.984	13:43:28.182
11 - D1	30.903	42.353	23.191	1:36.447	90.82	2.765	13:45:04.629
12 - D1	29.441	42.098	22.438	1:33.977 (2)	93.21	0.295	13:46:38.606
13 - D1	29.506	42.167	22.547	1:34.220	92.97	0.538	13:48:12.826
14 - D1	29.786	42.485	22.574	1:34.845	92.35	1.163	13:49:47.671

# GT Cup Championship

## RACE 2 - SECTOR ANALYSIS



SECTOR 1 = FL to I1, SECTOR 2 = I1 to I2, SECTOR 3 = I2 to FL, DIFF = Difference To Personal Best Lap, P = Crossed Finish Line in Pit Lane, D = Time Disallowed

P22 24 GT3		Greystone GT		Mclaren 720S GT3			
IDEAL LAP TIME : 1:34.386		BEST LAP TIME : 1:34.700		DIFFERENCE : 0.314			
Andre BORODIN		Ed PEAD (P)					
LAP	SECTOR 1	SECTOR 2	SECTOR 3	LAP TIME	MPH	DIFF	TIME OF DAY
1 - D1		49.544	22.960	1:51.303	78.70	16.603	13:25:40.279
2 - D1	30.499	45.088	22.574	1:38.161	89.23	3.461	13:27:18.440
3 - D1	30.914	45.135	22.474	1:38.523	88.91	3.823	13:28:56.963
4 - D1	30.917	43.660	22.471	1:37.048	90.26	2.348	13:30:34.011
5 - D1	30.876	43.402	22.438	1:36.716	90.57	2.016	13:32:10.727
6 - D1	30.510	43.380	22.453	1:36.343	90.92	1.643	13:33:47.070
7 - D1	30.878	56.302	IN PIT	3:55.966	P 37.12	2:21.266	13:37:43.036
8 - D1	OUTLAP	48.016	23.180	1:51.703	78.42	17.003	13:39:34.739
9 - D1	32.942	45.227	24.371	1:42.540	85.42	7.840	13:41:17.279
10 - D1	47.875	56.045	32.607	2:16.527	64.16	41.827	13:43:33.806
11 - D1	31.638	43.211	23.099	1:37.948	89.43	3.248	13:45:11.754
12 - D1	30.141	42.562	22.798	1:35.501 (3)	91.72	0.801	13:46:47.255
13 - D1	30.021	42.278	22.401	1:34.700 (1)	92.50		13:48:21.955
14 - D1	29.707	42.882	22.740	1:35.329 (2)	91.89	0.629	13:49:57.284

P23 5 GTO CTR Developments			Porsche 935				
IDEAL LAP TIME : 1:27.974		BEST LAP TIME : 1:28.321		DIFFERENCE : 0.347			
Richard CHAMBERLAIN							
LAP	SECTOR 1	SECTOR 2	SECTOR 3	LAP TIME	MPH	DIFF	TIME OF DAY
1 - D1		40.215	20.945	1:33.935	93.25	5.614	13:25:22.911
2 - D1	28.378	39.234	20.794	1:28.406 (3)	99.08	0.085	13:26:51.317
3 - D1	28.668	39.421	20.774	1:28.863	98.57	0.542	13:28:20.180
4 - D1	28.124	39.865	20.734	1:28.723	98.73	0.402	13:29:48.903
5 - D1	28.294	39.328	20.785	1:28.407	99.08	0.086	13:31:17.310
6 - D1	28.270	39.303	20.748	1:28.321 (1)	99.18		13:32:45.631
7 - D1	28.006	39.589	20.778	1:28.373 (2)	99.12	0.052	13:34:14.004
8 - D1	28.415	39.389	20.748	1:28.552	98.92	0.231	13:35:42.556
9 - D1	28.293	39.273	21.034	1:28.600	98.86	0.279	13:37:11.156

P24 91 GTH 24-7 Motorsport			Mercedes AMG GT4				
IDEAL LAP TIME : 1:40.667		BEST LAP TIME : 1:40.729		DIFFERENCE : 0.062			
David FRANKLAND		Ed BRIDLE (PS)					
LAP	SECTOR 1	SECTOR 2	SECTOR 3	LAP TIME	MPH	DIFF	TIME OF DAY
1 - D1		49.339	24.003	1:53.211	77.37	12.482	13:25:42.187
2 - <b>D1</b>	31.512	45.386	23.831	<b>1:40.729 (1)</b>	<b>86.96</b>		<b>13:27:22.916</b>
3 - D1	<b>31.492</b>	45.501	24.121	1:41.114 <b>(2)</b>	86.63	0.385	13:29:04.030
4 - D1	32.021	<b>45.361</b>	<b>23.814</b>	1:41.196 <b>(3)</b>	86.56	0.467	13:30:45.226
5 - D1	31.530	45.459	24.293	1:41.282	86.48	0.553	13:32:26.508
6 - D1	32.215	46.256	24.207	1:42.678	85.31	1.949	13:34:09.186
7 - D1	31.671	47.309	24.466	1:43.446	84.68	2.717	13:35:52.632
8 - D1	32.170	46.178	23.975	1:42.323	85.60	1.594	13:37:34.955

GT Cup Championship

RACE 2 - BEST SECTORS

SECTOR 1				SECTOR 2				SECTOR 3				IDEAL / BEST COMPARISON			
POS	NO	NAME	TIME	NO	NAME	TIME	NO	NAME	TIME	POS	NO	NAME	IDEAL	BEST	DIFF
										PERFECT LAP		1:24.719			
1	67	Orange Racing powered by JMH	27.025	50	Drivetac powered by Track Focused	37.446	7	National Motorsport Academy	20.248	1	50	Drivetac powered by Track Focused	1:24.858	1:24.934	0.076
2	50	Drivetac powered by Track Focused	27.156	7	National Motorsport Academy	37.598	67	Orange Racing powered by JMH	20.250	2	67	Orange Racing powered by JMH	1:25.030	1:25.054	0.024
3	7	National Motorsport Academy	27.195	67	Orange Racing powered by JMH	37.755	50	Drivetac powered by Track Focused	20.256	3	7	National Motorsport Academy	1:25.041	1:25.299	0.258
4	13	Race Lab	27.254	13	Race Lab	37.788	13	Race Lab	20.418	4	13	Race Lab	1:25.460	1:25.740	0.280
5	77	Enduro Motorsport	27.364	77	Enduro Motorsport	38.339	77	Enduro Motorsport	20.645	5	77	Enduro Motorsport	1:26.348	1:26.551	0.203
6	32	Cook Racing	27.422	28	Kendall Developments	38.860	5	CTR Developments	20.734	6	32	Cook Racing	1:27.344	1:27.406	0.062
7	11	Blackthorn	27.802	32	Cook Racing	39.023	28	Kendall Developments	20.738	7	28	Kendall Developments	1:27.606	1:27.863	0.257
8	5	CTR Developments	28.006	5	CTR Developments	39.234	32	Cook Racing	20.899	8	5	CTR Developments	1:27.974	1:28.321	0.347
9	28	Kendall Developments	28.008	2	Topcats Racing	39.552	2	Topcats Racing	21.015	9	2	Topcats Racing	1:28.638	1:28.666	0.028
10	2	Topcats Racing	28.071	62	Woodrow Motorsport	39.736	62	Woodrow Motorsport	21.074	10	11	Blackthorn	1:28.943	1:28.943	0.000
11	33	G-Cat Racing	28.180	11	Blackthorn	39.807	33	G-Cat Racing	21.223	11	62	Woodrow Motorsport	1:29.144	1:29.657	0.513
12	62	Woodrow Motorsport	28.334	33	G-Cat Racing	39.840	11	Blackthorn	21.334	12	33	G-Cat Racing	1:29.243	1:29.498	0.255
13	999	Orange Racing powered by JMH	29.178	999	Orange Racing powered by JMH	41.481	999	Orange Racing powered by JMH	21.968	13	999	Orange Racing powered by JMH	1:32.627	1:33.015	0.388
14	69	Make Happen Racing	29.413	69	Make Happen Racing	41.921	72	Woodrow Motorsport	22.260	14	69	Make Happen Racing	1:33.682	1:33.682	0.000
15	42	Ram Racing	29.508	96	Make Happen Racing	42.062	69	Make Happen Racing	22.348	15	42	Ram Racing	1:34.111	1:34.111	0.000
16	96	Make Happen Racing	29.704	42	Ram Racing	42.175	24	Greystone GT	22.401	16	24	Greystone GT	1:34.386	1:34.700	0.314
17	24	Greystone GT	29.707	24	Greystone GT	42.278	42	Ram Racing	22.428	17	96	Make Happen Racing	1:34.456	1:34.686	0.230
18	82	Feathers Motorsport	29.819	78	Paddock Motorsport	42.330	82	Feathers Motorsport	22.597	18	72	Woodrow Motorsport	1:34.583	1:34.999	0.416
19	78	Paddock Motorsport	29.864	82	Feathers Motorsport	42.359	78	Paddock Motorsport	22.645	19	82	Feathers Motorsport	1:34.775	1:35.188	0.413
20	72	Woodrow Motorsport	29.914	72	Woodrow Motorsport	42.409	75	Parker Racing	22.654	20	78	Paddock Motorsport	1:34.839	1:35.111	0.272
21	14	Greystone GT	30.077	14	Greystone GT	42.417	96	Make Happen Racing	22.690	21	14	Greystone GT	1:35.252	1:35.565	0.313
22	75	Parker Racing	30.586	75	Parker Racing	42.504	14	Greystone GT	22.758	22	75	Parker Racing	1:35.744	1:36.041	0.297
23	12	Inari Motorsports	31.469	12	Inari Motorsports	45.109	12	Inari Motorsports	23.573	23	12	Inari Motorsports	1:40.151	1:40.330	0.179
24	91	24-7 Motorsport	31.492	91	24-7 Motorsport	45.361	91	24-7 Motorsport	23.814	24	91	24-7 Motorsport	1:40.667	1:40.729	0.062

GT Cup Championship

RACE 2 - STATISTICS

Competitors Started	24
Planned Start	2023-04-29 @ 12:55:00.000
Actual Start	2023-04-29 @ 13:23:48.975
Finish Time	2023-04-29 @ 13:48:55.730
Track Length	2.4332mi.
Total Laps	356
Total Distance Covered	866.2510mi.

Session Fastest Lap History

NO	CL	NAME	LAP TIME	TIME OF DAY	LAP	VEHICLE
50	GT3	Drivetac powered by Track Focused	1:27.906	13:25:16.901	1	Mercedes AMG GT3
50	GT3	Drivetac powered by Track Focused	1:25.119	13:26:42.021	2	Mercedes AMG GT3
50	GT3	Drivetac powered by Track Focused	1:24.967	13:28:06.987	3	Mercedes AMG GT3
50	GT3	Drivetac powered by Track Focused	1:24.934	13:29:31.922	4	Mercedes AMG GT3

Session Leader History

NO	CL	NAME	FROM LAP	LAPS LED	DISTANCE	VEHICLE
50	GT3	Drivetac powered by Track Focused	1	16	38.93 miles	Mercedes AMG GT3

Flag History

TYPE	TIME OF DAY
GREEN	13:23:48.975
SAFETY	13:38:14.670
GREEN	13:43:12.975
FINISH	13:48:55.730

Flag Statistics

TYPE	COUNT	TOTAL LAPS	TOTAL TIME
Green	2	15	21:55.458
Red	0	0	0.000
Safety Car	1	1	4:58.305
FCY	0	0	0.000

## GT Cup Championship

### RACE 2 - STATISTICS

CLASS : GTC

5 Starters

#### Fastest Lap History

NO	NAME	LAP TIME	TIME OF DAY	LAP	VEHICLE
62	Woodrow Motorsport	1:36.241	13:25:25.237	1	Lamborghini Super Trofeo
62	Woodrow Motorsport	1:29.810	13:26:55.046	2	Lamborghini Super Trofeo
2	Topcats Racing	1:29.567	13:31:55.382	5	Lamborghini Super Trofeo
2	Topcats Racing	1:28.666	13:34:54.274	7	Lamborghini Super Trofeo

#### Leader History

NO	NAME	FROM LAP	LAPS LED	DISTANCE	VEHICLE
62	Woodrow Motorsport	1	16	38.93 miles	Lamborghini Super Trofeo

## GT Cup Championship

### RACE 2 - STATISTICS

**CLASS : GTO**

**4 Starters**

#### Fastest Lap History

NO	NAME	LAP TIME	TIME OF DAY	LAP	VEHICLE
7	National Motorsport Academy	1:30.576	13:25:19.564	1	Mosler MT900
7	National Motorsport Academy	1:27.791	13:26:47.356	2	Mosler MT900
7	National Motorsport Academy	1:25.882	13:28:13.237	3	Mosler MT900
7	National Motorsport Academy	1:25.299	13:31:04.562	5	Mosler MT900

#### Leader History

NO	NAME	FROM LAP	LAPS LED	DISTANCE	VEHICLE
7	National Motorsport Academy	1	16	38.93 miles	Mosler MT900

## GT Cup Championship

### RACE 2 - STATISTICS

CLASS : GTH

8 Starters

#### Fastest Lap History

NO	NAME	LAP TIME	TIME OF DAY	LAP	VEHICLE
42	Ram Racing	1:45.235	13:25:34.227	1	Mercedes AMG GT4
42	Ram Racing	1:35.684	13:27:09.909	2	Mercedes AMG GT4
42	Ram Racing	1:35.213	13:28:45.123	3	Mercedes AMG GT4
42	Ram Racing	1:34.592	13:30:19.714	4	Mercedes AMG GT4
42	Ram Racing	1:34.111	13:31:53.826	5	Mercedes AMG GT4
69	Make Happen Racing	1:33.682	13:37:23.192	7	Mercedes AMG GT4

#### Leader History

NO	NAME	FROM LAP	LAPS LED	DISTANCE	VEHICLE
42	Ram Racing	1	15	36.49 miles	Mercedes AMG GT4



## GT Cup Championship

### RACE 2 - STATISTICS

CLASS : GT3

7 Starters

#### Fastest Lap History


NO	NAME	LAP TIME	TIME OF DAY	LAP	VEHICLE
50	Drivetac powered by Track Focused	1:27.906	13:25:16.901	1	Mercedes AMG GT3
50	Drivetac powered by Track Focused	1:25.119	13:26:42.021	2	Mercedes AMG GT3
50	Drivetac powered by Track Focused	1:24.967	13:28:06.987	3	Mercedes AMG GT3
50	Drivetac powered by Track Focused	1:24.934	13:29:31.922	4	Mercedes AMG GT3

#### Leader History

NO	NAME	FROM LAP	LAPS LED	DISTANCE	VEHICLE
50	Drivetac powered by Track Focused	1	16	38.93 miles	Mercedes AMG GT3

# GT Cup Championship

## RACE 6 - GRID (50 minutes)

ROW 12	23	1:40.729 <b>91</b> FRANKLAND / BRIDLE (PS)	24	<b>11</b> YATES
ROW 11	21	1:36.041 <b>75</b> BUSH	22	1:40.330 <b>12</b> WADDINGTON / WILCOX (P)
ROW 10	19	1:35.188 <b>82</b> GUESS / CANNING (P)	20	1:35.565 <b>14</b> CARTER / BROADHURST (P)
ROW 9	17	1:34.999 <b>72</b> MURPHY	18	1:35.111 <b>78</b> DOCKER / ALBERT (P)
ROW 8	15	1:34.686 <b>96</b> CURRIE / KEEN (P)	16	1:34.700 <b>24</b> BORODIN / PEAD (P)
ROW 7	13	1:33.682 <b>69</b> WALTON / HART	14	1:34.111 <b>42</b> XAVIER / MORRIS (P)
ROW 6	11	1:29.657 <b>62</b> EVANS / CLARKE	12	1:33.015 <b>999</b> COLLINS / LINDSAY
ROW 5	9	1:28.666 <b>2</b> GILBERT / GILBERT	10	1:29.498 <b>33</b> JENNINGS / CATON (PS)
ROW 4	7	1:27.863 <b>28</b> BAILEY / WYLIE (P)	8	1:28.321 <b>5</b> CHAMBERLAIN
ROW 3	5	1:26.551 <b>77</b> TILLBROOK / CLUTTON (P)	6	1:27.406 <b>32</b> KAKAD / COOK (PS)
ROW 2	3	1:25.299 <b>7</b> SHORT / SHORT	4	1:25.740 <b>13</b> KHERA / HANKEY (P)
ROW 1	1	1:24.934 <b>50</b> WALLIS / MAHER-LOGHAN (PS)	2	1:25.054 <b>67</b> ORANGE / ROCHE (PS)
Pole				
				

Brands Hatch GP: 2.4332 miles

These results are provisional until the conclusion of any judicial and technical matters.

Clerk Of Course : Simon Gnana-Pragasam	Stewards :	Timekeeper : Nick Palmer
--	------------	--------------------------

# GT Cup Championship

## RACE 6 - CLASSIFICATION

POS	NO	CL	PIC	TEAM / DRIVERS	CAR	LAPS	TIME	GAP	DIFF	MPH	BEST	ON
1	7	GTO	1	<b>National Motorsport Academy</b> Morgan SHORT / Marcus SHORT	Mosler MT900	32	50:19.176			92.84	1:25.707	24
2	67	GT3	1	<b>Orange Racing powered by JMH</b> Simon ORANGE / Tom ROCHE (PS)	Mclaren 720S GT3	32	50:20.657	1.481	1.481	92.79	1:25.441	24
3	32	GT3	2	<b>Cook Racing</b> Sacha KAKAD / Hugo COOK (PS)	Audi R8 GT3 EVO2	32	50:21.074	1.898	0.417	92.78	1:24.743	28
4	77	GT3	3	<b>Enduro Motorsport</b> Mogan TILLBROOK / Marcus CLUTTON (P)	Mclaren 720S GT3	32	50:23.146	3.970	2.072	92.72	1:24.660	27
5	33	GT3	4	<b>G-Cat Racing</b> Shamus JENNINGS / Greg CATON	Porsche 911 GTR GT3	32	51:08.877	49.701	45.731	91.34	1:26.445	30
6	13	GT3	5	<b>Race Lab</b> Lucky KHERA / Euan HANKEY (P)	Mclaren 720S GT3 EVO	32	51:18.438	59.262	9.561	91.05	1:24.537	22
7	11	GTC	1	<b>Blackthorn</b> Gilbert YATES	Lamborghini Super Trofeo	32	51:50.932	1:31.756	32.494	90.10	1:29.368	20
8	5	GTO	2	<b>CTR Developments</b> Richard CHAMBERLAIN	Porsche 935	31	50:43.832	1 Lap	1 Lap	89.21	1:27.487	11
9	24	GT3	6	<b>Greystone GT</b> Andre BORODIN / Ed PEAD (P)	Mclaren 720S GT3	31	50:47.245	1 Lap	3.413	89.11	1:26.982	26
10	62	GTC	2	<b>Woodrow Motorsport</b> Matthew EVANS / Kevin CLARKE	Lamborghini Super Trofeo	31	51:19.110	1 Lap	31.865	88.19	1:30.986	28
11	999	GTC	3	<b>Orange Racing powered by JMH</b> Patrick COLLINS / Russ LINDSAY	Porsche 911 GT3 Cup	31	51:24.565	1 Lap	5.455	88.03	1:31.415	31
12	42	GTH	1	<b>Ram Racing</b> Gustavo XAVIER / Seb MORRIS (P)	Mercedes AMG GT4	30	50:25.464	2 Laps	1 Lap	86.86	1:33.113	23
13	69	GTH	2	<b>Make Happen Racing</b> Stephen WALTON / Chris HART	Mercedes AMG GT4	30	50:28.186	2 Laps	2.722	86.78	1:33.425	11
14	72	GTO	3	<b>Woodrow Motorsport</b> Chris MURPHY	BMW M3 GTR	30	50:31.384	2 Laps	3.198	86.69	1:33.099	12
15	82	GTH	3	<b>Feathers Motorsport</b> James GUESS / Tom CANNING (P)	Aston Martin GT4	30	50:31.706	2 Laps	0.322	86.68	1:31.784	27
16	14	GTH	4	<b>Greystone GT</b> Phillip CARTER / Michael BROADHURST (P)	Mclaren 570S GT4	30	50:43.012	2 Laps	11.306	86.36	1:33.622	21
17	78	GTH	5	<b>Paddock Motorsport</b> Tim DOCKER / Jordan ALBERT (P)	Mclaren 570S GT4	30	50:48.132	2 Laps	5.120	86.21	1:33.218	29
18	91	GTH	6	<b>24-7 Motorsport</b> David FRANKLAND / Ed BRIDLE (PS)	Mercedes AMG GT4	30	51:40.001	2 Laps	51.869	84.77	1:34.271	24
19	12	GTH	7	<b>Inari Motorsports</b> David WADDINGTON / Adam WILCOX (P)	Mclaren 570S GT4	29	50:24.909	3 Laps	1 Lap	83.98	1:36.024	24
20	2	GTC	4	<b>Topcats Racing</b> Charlotte GILBERT / Warren GILBERT	Lamborghini Super Trofeo	29	50:32.189	3 Laps	7.280	83.77	1:29.140	19
21	75	GTC	5	<b>Parker Racing</b> Keith BUSH	Porsche 911 GT3 Cup	29	51:14.352	3 Laps	42.163	82.63	1:34.571	27
22	28	GTO	4	<b>Kendall Developments</b> Paul BAILEY / Ross WYLIE (P)	Brabham BT62	23	37:54.964	9 Laps	6 Laps	88.56	1:24.407	20

### NOT CLASSIFIED

NC	96	GTH		<b>Make Happen Racing</b> Jon CURRIE / Phil KEEN (P)	Mercedes AMG GT4	17	28:17.318	15 Laps	6 Laps	87.73	1:34.488	5
NC	50	GT3		<b>Drivetac powered by Track Focused</b> James WALLIS / Sam MAHER-LOGHAN (PS)	Mercedes AMG GT3	5	7:18.610	27 Laps	12 Laps	99.85	1:26.671	5

### FASTEST LAP

28	GTO			<b>Kendall Developments</b> Paul BAILEY / Ross WYLIE (P)	Brabham BT62	20	1:24.407		103.78 mph		167.01 kph	
13	GT3			<b>Race Lab</b> Lucky KHERA / Euan HANKEY (P)	Mclaren 720S GT3 EVO	22	1:24.537		103.62 mph		166.76 kph	
2	GTC			<b>Topcats Racing</b> Charlotte GILBERT / Warren GILBERT	Lamborghini Super Trofeo	19	1:29.140		98.27 mph		158.15 kph	
82	GTH			<b>Feathers Motorsport</b> James GUESS / Tom CANNING (P)	Aston Martin GT4	27	1:31.784		95.43 mph		153.59 kph	

Weather / Track : Bright / Dry

These results are provisional until the conclusion of any judicial and technical matters.

Race Distance: 32 Laps / 77.86 miles

Brands Hatch GP: 2.4332 miles

Start: 15:47 Flag 16:37 End: 16:39

Clerk Of Course : Simon Gnana-Pragasam

Stewards :

Timekeeper : Nick Palmer

# GT Cup Championship

## RACE 6 - LAP CHART

LAP 1 @ 15:48:37.208			LAP 2 @ 15:50:04.357			LAP 3 @ 15:51:31.562			LAP 4 @ 15:52:59.140			LAP 5 @ 15:54:25.811		
NO	BEHIND	LAP TIME	NO	BEHIND	LAP TIME	NO	BEHIND	LAP TIME	NO	BEHIND	LAP TIME	NO	BEHIND	LAP TIME
50		1:30.007	50		1:27.149	50		1:27.205	50		1:27.578	50		1:26.671
67	1.467	1:31.474	67	2.032	1:27.714	67	1.738	1:26.911	67	0.657	1:26.497	67	0.755	1:26.769
13	1.723	1:31.730	13	2.339	1:27.765	13	2.204	1:27.070	13	1.200	1:26.574	13	1.078	1:26.549
77	2.232	1:32.239	77	2.779	1:27.696	77	2.740	1:27.166	77	1.650	1:26.488	77	1.495	1:26.516
7	3.236	1:33.243	7	4.038	1:27.951	7	5.434	1:28.601	7	6.418	1:28.562	32	9.632	1:28.106
32	4.725	1:34.732	32	6.420	1:28.844	32	7.873	1:28.658	32	8.197	1:27.902	5	12.007	1:28.498
5	5.234	1:35.241	5	7.594	1:29.509	5	9.049	1:28.660	5	10.180	1:28.709	28	13.063	1:28.395
28	5.981	1:35.988	28	8.174	1:29.342	28	10.172	1:29.203	28	11.339	1:28.745	7	16.796	1:37.049
33	8.154	1:38.161	33	12.855	1:31.850	33	17.583	1:31.933	33	20.519	1:30.514	33	23.991	1:30.143
2	8.602	1:38.609	69	18.182	1:34.829	69	25.099	1:34.122	11	30.882	1:31.146	11	34.619	1:30.408
69	10.502	1:40.509	62	20.184	1:35.422	62	27.174	1:34.195	69	31.727	1:34.206	69	38.921	1:33.865
62	11.911	1:41.918	999	21.258	1:35.126	11	27.314	1:33.259	62	33.702	1:34.106	62	40.692	1:33.661
42	12.950	1:42.957	11	21.260	1:33.919	999	30.725	1:36.672	999	37.220	1:34.073	999	44.879	1:34.330
999	13.281	1:43.288	42	22.503	1:36.702	42	31.404	1:36.106	42	38.267	1:34.441	42	46.083	1:34.487
96	14.353	1:44.360	96	23.535	1:36.331	96	31.737	1:35.407	96	38.891	1:34.732	96	46.708	1:34.488
11	14.490	1:44.497	72	25.576	1:37.326	72	33.849	1:35.478	72	41.282	1:35.011	72	49.207	1:34.596
72	15.399	1:45.406	82	26.008	1:37.053	82	34.443	1:35.640	82	41.879	1:35.014	82	50.071	1:34.863
82	16.104	1:46.111	24	26.709	1:37.254	24	35.338	1:35.834	24	43.039	1:35.279	24	51.047	1:34.679
24	16.604	1:46.611	78	27.622	1:37.080	78	36.665	1:36.248	78	44.806	1:35.719	78	53.255	1:35.120
78	17.691	1:47.698	14	27.944	1:37.085	14	36.968	1:36.229	14	45.032	1:35.642	14	53.547	1:35.186
14	18.008	1:48.015	91	35.553	1:42.286	91	50.819	1:42.471	91	1:03.999	1:40.758	75	1:15.574	1:37.668
91	20.416	1:50.423	75	37.168	1:42.443	75	51.260	1:41.297	75	1:04.577	1:40.895	91	1:17.220	1:39.892
75	21.874	1:51.881	12	41.622	1:44.656	12	57.944	1:43.527	12	1:11.350	1:40.984	12	1:25.779	1:41.100
12	24.115	1:54.122				2	1 Lap	4:05.044	2	1 Lap	1:31.940	2	1 Lap	1:31.571

# GT Cup Championship

## RACE 6 - LAP CHART

LAP 6 @ 15:55:54.623			LAP 7 @ 15:57:37.823			LAP 8 @ 16:00:05.139			LAP 9 @ 16:02:32.722			LAP 10 @ 16:03:59.596		
NO	BEHIND	LAP TIME	NO	BEHIND	LAP TIME	NO	BEHIND	LAP TIME	NO	BEHIND	LAP TIME	NO	BEHIND	LAP TIME
67		1:28.057	67		1:43.200	67		2:27.316	67		2:27.583	67		1:26.874
13	0.189	1:27.923	13	0.605	1:43.616	13	0.732	2:27.443	13	0.309	2:27.160	13	0.407	1:26.972
77	0.352	1:27.669	77	1.754	1:44.602	77	1.234	2:26.796	77	1.319	2:27.668	77	1.317	1:26.872
32	8.659	1:27.839	2	2 Laps	1:48.797	2	2 Laps	2:24.750	2	2 Laps	2:26.778	32	3.635	1:28.302
5	14.352	1:31.157	32	6.081	1:40.622	32	3.751	2:24.986	32	2.207	2:26.039	5	4.782	1:29.128
28	15.648	1:31.397	5	6.758	1:35.606	5	4.568	2:25.126	5	2.528	2:25.543	28	6.154	1:29.732
7	23.265	1:35.281	28	7.472	1:35.024	28	5.116	2:24.960	28	3.296	2:25.763	7	6.935	1:29.970
33	26.550	1:31.371	7	17.519	1:37.454	7	5.950	2:15.747	7	3.839	2:25.472	2	2 Laps	1:34.029
11	45.227	1:39.420	33	18.007	1:34.657	33	6.300	2:15.609	33	4.200	2:25.483	33	9.636	1:32.310
69	45.662	1:35.553	11	36.731	1:34.704	11	7.200	1:57.785	11	5.195	2:25.578	11	10.257	1:31.936
62	48.363	1:36.483	69	37.729	1:35.267	69	8.073	1:57.660	69	6.008	2:25.518	69	13.808	1:34.674
999	57.059	1:40.992	62	43.000	1:37.837	62	8.578	1:52.894	62	7.125	2:26.130	62	15.046	1:34.795
42	57.627	1:40.356	999	54.490	1:40.631	999	11.550	1:44.376	999	7.950	2:23.983	999	15.892	1:34.816
96	59.020	1:41.124	42	55.482	1:41.055	42	12.064	1:43.898	42	8.633	2:24.152	42	17.049	1:35.290
72	1:01.411	1:41.016	96	56.582	1:40.762	96	13.268	1:44.002	96	9.309	2:23.624	96	17.579	1:35.144
82	1:02.123	1:40.864	72	57.465	1:39.254	72	14.436	1:44.287	72	9.748	2:22.895	72	18.235	1:35.361
24	1:03.062	1:40.827	82	59.691	1:40.768	82	15.569	1:43.194	82	10.261	2:22.275	24	18.849	1:34.915
78	1:05.836	1:41.393	24	1:00.400	1:40.538	24	16.098	1:43.014	24	10.808	2:22.293	82	19.705	1:36.318
14	1:06.199	1:41.464	78	1:02.038	1:39.402	78	17.243	1:42.521	78	11.708	2:22.048	78	20.538	1:35.704
75	1:32.696	1:45.934	14	1:04.085	1:41.086	14	17.934	1:41.165	14	11.913	2:21.562	14	20.874	1:35.835
91	1:33.189	1:44.781	75	1:36.011	1:46.515	75	46.577	1:37.882	75	13.620	1:54.626	75	23.181	1:36.435
12	1:41.955	1:44.988	91	1:39.794	1:49.805	91	54.944	1:42.466	91	14.789	1:47.428	91	28.501	1:40.586
			12	1:49.836	1:51.081	12	1:05.131	1:42.611	12	19.562	1:42.014	12	32.587	1:39.899

# GT Cup Championship

## RACE 6 - LAP CHART

LAP 11 @ 16:05:26.511			LAP 12 @ 16:06:53.242			LAP 13 @ 16:08:19.233			LAP 14 @ 16:09:45.417			LAP 15 @ 16:11:11.795		
NO	BEHIND	LAP TIME	NO	BEHIND	LAP TIME	NO	BEHIND	LAP TIME	NO	BEHIND	LAP TIME	NO	BEHIND	LAP TIME
67		1:26.915	67		1:26.731	67		1:25.991	67		1:26.184	67		1:26.378
13	0.392	1:26.900	13	0.381	1:26.720	13	0.474	1:26.084	13	0.894	1:26.604	13	0.772	1:26.256
77	0.640	1:26.238	77	0.753	1:26.844	77	1.055	1:26.293	77	1.199	1:26.328	77	1.180	1:26.359
32	3.648	1:26.928	32	4.382	1:27.465	32	5.738	1:27.347	32	6.874	1:27.320	7	10.247	1:26.146
5	5.354	1:27.487	5	6.327	1:27.704	5	8.059	1:27.723	7	10.479	1:28.057	5	12.901	1:28.494
28	7.388	1:28.149	7	7.539	1:26.371	7	8.606	1:27.058	5	10.785	1:28.910	11	29.948	1:30.069
7	7.899	1:27.879	28	10.517	1:29.860	28	12.921	1:28.395	28	15.455	1:28.718	999	49.781	1:33.285
2	2 Laps	1:30.747	2	2 Laps	1:30.970	33	20.657	1:29.112	33	23.903	1:29.430	69	51.591	1:33.702
33	13.340	1:30.619	33	17.536	1:30.927	11	21.520	1:29.680	11	26.257	1:30.921	42	54.520	1:34.309
11	13.943	1:30.601	11	17.831	1:30.619	2	2 Laps	1:32.495	2	2 Laps	1:30.439	72	56.523	1:34.786
69	20.318	1:33.425	69	27.040	1:33.453	999	35.051	1:32.936	999	42.874	1:34.007	96	1:01.630	1:34.874
62	21.750	1:33.619	999	28.106	1:32.897	69	35.763	1:34.714	69	44.267	1:34.688	82	1:01.838	1:34.382
999	21.940	1:32.963	62	30.065	1:35.046	62	38.144	1:34.070	62	45.813	1:33.853	78	1:03.152	1:34.800
42	23.895	1:33.761	42	30.659	1:33.495	42	38.914	1:34.246	42	46.589	1:33.859	14	1:03.471	1:34.591
72	25.838	1:34.518	72	32.206	1:33.099	72	40.375	1:34.160	72	48.115	1:33.924	12	1:38.383	1:41.507
96	26.827	1:36.163	24	34.328	1:34.105	24	41.172	1:32.835	24	48.893	1:33.905			
24	26.954	1:35.020	96	35.781	1:35.685	96	44.756	1:34.966	96	53.134	1:34.562			
82	27.965	1:35.175	82	36.106	1:34.872	82	44.944	1:34.829	82	53.834	1:35.074			
78	28.801	1:35.178	78	37.081	1:35.011	78	45.875	1:34.785	78	54.730	1:35.039			
14	29.218	1:35.259	14	37.403	1:34.916	14	46.198	1:34.786	14	55.258	1:35.244			
75	31.930	1:35.664	75	41.915	1:36.716	75	51.438	1:35.514	75	1:00.482	1:35.228			
91	41.786	1:40.200	91	54.899	1:39.844	91	1:09.087	1:40.179	91	1:22.819	1:39.916			
12	44.934	1:39.262	12	56.590	1:38.387	12	1:09.665	1:39.066	12	1:23.254	1:39.773			

# GT Cup Championship

## RACE 6 - LAP CHART

LAP 16 @ 16:12:50.351			LAP 17 @ 16:14:17.788			LAP 18 @ 16:16:45.921			LAP 19 @ 16:18:19.876			LAP 20 @ 16:19:53.437		
NO	BEHIND	LAP TIME	NO	BEHIND	LAP TIME	NO	BEHIND	LAP TIME	NO	BEHIND	LAP TIME	NO	BEHIND	LAP TIME
7		1:28.309	7		1:27.437	69		1:33.879	69		1:33.955	69		1:33.561
91	1 Lap	1:43.359	24	2 Laps	3:45.169 P	999	1 Lap	3:11.301 P	999	1 Lap	1:37.976	999	1 Lap	1:33.682
32	1 Lap	3:11.772 P	67	1 Lap	3:10.631 P	72	1 Lap	3:11.218 P	13	1 Lap	1:26.379	62	1 Lap	1:32.207
33	1 Lap	3:15.493 P	12	1 Lap	1:38.869	13	1 Lap	1:34.315	72	1 Lap	1:38.380	7	14.312	1:25.982
2	3 Laps	3:16.831 P	91	1 Lap	1:40.599	62	1 Lap	1:34.141	42	1 Lap	3:19.359 P	72	1 Lap	1:35.209
28	1 Lap	3:33.278 P	32	1 Lap	1:28.844	7	26.799	2:54.932 P	62	1 Lap	1:32.328	67	15.309	1:25.913
999	45.382	1:34.157	11	1 Lap	2:51.277 P	67	31.061	1:26.422	7	21.891	1:29.047	42	1 Lap	1:43.168
69	47.044	1:34.009	5	1 Lap	3:12.126 P	75	1 Lap	1:36.679	67	22.957	1:25.851	32	23.534	1:25.695
42	49.816	1:33.852	77	1 Lap	3:29.472 P	24	1 Lap	1:29.450	24	1 Lap	1:28.764	24	1 Lap	1:28.886
72	52.718	1:34.751	33	1 Lap	1:31.767	32	40.023	1:25.886	32	31.400	1:25.332	77	33.721	1:25.823
96	58.723	1:35.649	28	1 Lap	1:31.583	77	50.605	1:25.540	14	1 Lap	3:27.766 P	14	1 Lap	1:37.035
82	59.156	1:35.874	2	3 Laps	1:36.273	5	55.206	1:30.960	77	41.459	1:24.809	75	2 Laps	3:14.532
62	1 Lap	3:18.589 P	69	54.254	1:34.647	11	59.050	1:31.760	82	1 Lap	3:38.015 P	5	45.126	1:28.741
78	1:00.364	1:35.768	42	55.928	1:33.549	33	1:07.004	1:28.024	78	1 Lap	3:38.909 P	82	1 Lap	1:36.173
14	1:00.694	1:35.779	96	1:06.731	1:35.445	28	1:09.829	1:24.548	5	49.946	1:28.695	78	1 Lap	1:36.703
75	1 Lap	3:19.201 P	82	1:06.908	1:35.189	2	2 Laps	1:30.217	11	55.139	1:30.044	11	50.946	1:29.368
			13	1 Lap	4:13.331 P				28	1:00.717	1:24.843	28	51.563	1:24.407
			78	1:08.128	1:35.201				33	1:01.222	1:28.173	33	55.014	1:27.353
			14	1:08.482	1:35.225				2	2 Laps	1:30.089	2	2 Laps	1:29.246
			62	1 Lap	1:37.532				91	1 Lap	3:29.110 P	13	1:25.298	1:25.539
			75	1 Lap	1:39.662				12	1 Lap	3:37.134 P	91	1 Lap	1:38.332
			67	1:32.772	1:28.134				13	1:33.320	1:26.604	12	1 Lap	1:39.570
			24	1 Lap	1:32.747							999	1:38.390	1:33.135
			32	1:42.270	1:27.151									
			12	1:50.562	1:39.303									
			5	1:52.379	1:33.345									
			77	1:53.198	1:28.539									
			11	1:55.423	1:40.191									
			91	1:56.965	1:42.559									
			33	2:07.113	1:28.321									
			28	2:13.414	1:25.469									
			2	2 Laps	1:29.546									

# GT Cup Championship

## RACE 6 - LAP CHART

LAP 21 @ 16:21:33.609			LAP 22 @ 16:23:00.994			LAP 23 @ 16:24:27.104			LAP 24 @ 16:25:52.811			LAP 25 @ 16:27:18.639		
NO	BEHIND	LAP TIME	NO	BEHIND	LAP TIME	NO	BEHIND	LAP TIME	NO	BEHIND	LAP TIME	NO	BEHIND	LAP TIME
7		1:25.860	7		1:27.385	7		1:26.110	7		1:25.707	7		1:25.828
67	2.280	1:27.143	12	2 Laps	1:36.358	67	1.383	1:26.593	67	1.117	1:25.441	67	0.925	1:25.636
62	1 Lap	1:31.705	67	0.900	1:26.005	91	2 Laps	1:35.358	32	9.516	1:25.651	32	8.801	1:25.113
32	8.946	1:25.584	999	1 Lap	1:34.764	32	9.572	1:27.037	91	2 Laps	1:34.671	77	14.944	1:25.236
72	1 Lap	1:34.865	62	1 Lap	1:31.704	69	1 Lap	1:40.972	77	15.536	1:26.062	24	1 Lap	1:28.148
24	1 Lap	1:27.573	32	8.645	1:27.084	12	2 Laps	1:37.035	24	1 Lap	1:31.562	91	2 Laps	1:35.547
42	1 Lap	1:33.997	24	1 Lap	1:27.595	999	1 Lap	1:32.529	999	1 Lap	1:34.106	62	1 Lap	1:31.797
77	18.382	1:24.833	77	16.295	1:25.298	62	1 Lap	1:31.892	62	1 Lap	1:32.511	999	1 Lap	1:34.489
14	1 Lap	1:34.940	72	1 Lap	1:34.738	24	1 Lap	1:27.128	12	2 Laps	1:37.830	12	2 Laps	1:36.680
5	34.018	1:29.064	42	1 Lap	1:33.954	77	15.181	1:24.996	69	1 Lap	1:38.844	69	1 Lap	1:36.572
82	1 Lap	1:32.879	5	34.804	1:28.171	72	1 Lap	1:34.562	72	1 Lap	1:34.840	72	1 Lap	1:34.364
28	38.336	1:26.945	28	35.532	1:24.581	42	1 Lap	1:33.460	42	1 Lap	1:33.113	5	45.358	1:30.313
11	41.641	1:30.867	14	1 Lap	1:33.622	28	35.061	1:25.639	5	40.873	1:29.249	42	1 Lap	1:34.786
78	1 Lap	1:34.457	82	1 Lap	1:31.942	5	37.331	1:28.637	33	46.021	1:26.777	33	47.057	1:26.864
33	42.441	1:27.599	33	42.763	1:27.707	33	44.951	1:28.298	11	53.750	1:30.707	11	57.772	1:29.850
75	2 Laps	1:41.208	11	44.114	1:29.858	14	1 Lap	1:33.709	14	1 Lap	1:34.222	82	1 Lap	1:33.840
2	2 Laps	1:29.140	78	1 Lap	1:36.528	11	48.750	1:30.746	82	1 Lap	1:32.285	14	1 Lap	1:35.222
13	1:09.752	1:24.626	75	2 Laps	1:36.503	82	1 Lap	1:32.176	78	1 Lap	1:33.298	13	1:05.726	1:24.948
69	1:23.700	3:03.872 P	2	2 Laps	1:29.257	78	1 Lap	1:33.570	13	1:06.606	1:26.153	78	1 Lap	1:33.620
91	1 Lap	1:35.265	13	1:06.904	1:24.537	75	2 Laps	1:36.028	2	2 Laps	1:30.609	2	2 Laps	1:29.666
						13	1:06.160	1:25.366	75	2 Laps	1:37.473	75	2 Laps	1:36.307
						2	2 Laps	1:30.167						



# GT Cup Championship

## RACE 6 - LAP CHART

LAP 26 @ 16:28:44.624			LAP 27 @ 16:30:11.338			LAP 28 @ 16:31:38.315			LAP 29 @ 16:33:04.609			LAP 30 @ 16:34:30.331		
NO	BEHIND	LAP TIME	NO	BEHIND	LAP TIME	NO	BEHIND	LAP TIME	NO	BEHIND	LAP TIME	NO	BEHIND	LAP TIME
7		1:25.985	7		1:26.714	7		1:26.977	7		1:26.294	7		1:25.722
67	0.682	1:25.742	67	0.705	1:26.737	67	0.442	1:26.714	67	0.834	1:26.686	67	0.947	1:25.835
32	7.852	1:25.036	32	7.601	1:26.463	78	2 Laps	1:34.284	2	3 Laps	1:30.827	32	5.286	1:26.553
77	13.686	1:24.727	75	3 Laps	1:38.395	32	5.367	1:24.743	14	2 Laps	1:34.611	2	3 Laps	1:30.406
24	1 Lap	1:27.443	77	11.632	1:24.660	77	10.283	1:25.628	32	4.455	1:25.382	77	8.431	1:24.988
62	1 Lap	1:31.494	24	1 Lap	1:26.982	75	3 Laps	1:37.113	77	9.165	1:25.176	14	2 Laps	1:34.290
91	2 Laps	1:34.271	62	1 Lap	1:31.394	24	1 Lap	1:27.221	78	2 Laps	1:33.622	78	2 Laps	1:33.242
999	1 Lap	1:32.510	999	1 Lap	1:31.928	62	1 Lap	1:31.865	24	1 Lap	1:28.681	24	1 Lap	1:27.338
12	2 Laps	1:36.024	91	2 Laps	1:35.270	999	1 Lap	1:32.093	75	3 Laps	1:36.505	75	3 Laps	1:34.571
69	1 Lap	1:36.385	33	50.985	1:28.029	91	2 Laps	1:34.772	62	1 Lap	1:30.986	33	52.157	1:26.445
33	49.670	1:28.598	12	2 Laps	1:36.765	33	50.801	1:26.793	33	51.434	1:26.927	62	1 Lap	1:31.134
72	1 Lap	1:36.719	69	1 Lap	1:36.226	12	2 Laps	1:36.281	999	1 Lap	1:31.937	999	1 Lap	1:32.009
42	1 Lap	1:33.988	42	1 Lap	1:34.568	13	1:04.611	1:25.789	91	2 Laps	1:35.340	13	1:03.200	1:25.239
11	1:02.424	1:30.637	72	1 Lap	1:36.387	69	1 Lap	1:36.752	13	1:03.683	1:25.366	91	2 Laps	1:34.575
13	1:07.121	1:27.380	13	1:05.799	1:25.392	42	1 Lap	1:33.425	12	2 Laps	1:36.423	11	1:23.620	1:32.499
82	1 Lap	1:32.312	11	1:07.575	1:31.865	11	1:12.346	1:31.748	69	1 Lap	1:36.600	12	2 Laps	1:36.436
14	1 Lap	1:35.082	82	1 Lap	1:31.842	72	1 Lap	1:37.292	42	1 Lap	1:33.468	42	1 Lap	1:36.136
5	1:13.702	1:54.329	5	1:18.114	1:31.126	82	1 Lap	1:31.784	11	1:16.843	1:30.791	69	1 Lap	1:37.632
2	2 Laps	1:30.751	14	1 Lap	1:35.138	5	1:20.617	1:29.480	72	1 Lap	1:35.036			
78	1 Lap	1:34.340	2	2 Laps	1:29.620				5	1:23.066	1:28.743			
									82	1 Lap	1:32.215			

# GT Cup Championship

## RACE 6 - LAP CHART

LAP 31 @ 16:35:57.822			LAP 32 @ 16:37:26.377		
NO	BEHIND	LAP TIME	NO	BEHIND	LAP TIME
7		1:27.491	7		1:28.555
5	1 Lap	1:30.791	67	1.481	1:28.897
67	1.139	1:27.683	32	1.898	1:26.375
32	4.078	1:26.283	77	3.970	1:25.979
72	2 Laps	1:36.629	12	3 Laps	1:37.224
82	2 Laps	1:33.527	42	2 Laps	1:35.527
77	6.546	1:25.606	69	2 Laps	1:38.095
2	3 Laps	1:32.686	72	2 Laps	1:35.277
14	2 Laps	1:33.753	82	2 Laps	1:35.221
78	2 Laps	1:33.218	2	3 Laps	1:30.689
24	1 Lap	1:27.356	14	2 Laps	1:34.553
75	3 Laps	1:35.649	5	1 Lap	1:52.567
33	51.319	1:26.653	24	1 Lap	1:28.093
62	1 Lap	1:32.061	78	2 Laps	1:33.626
13	1:01.497	1:25.788	33	49.701	1:26.937
999	1 Lap	1:32.159	75	3 Laps	1:35.828
91	2 Laps	1:35.107	13	59.262	1:26.320
11	1:27.731	1:31.602	62	1 Lap	1:31.741
			999	1 Lap	1:31.415
			91	2 Laps	1:34.831
			11	1:31.756	1:32.580

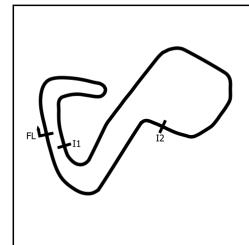
GT Cup Championship

RACE 6 - POSITION CHART

		Lap																																
No	Name	Pos	1	2	3	4	5	6	7	8	9	10	11	12	13	14	15	16	17	18	19	20	21	22	23	24	25	26	27	28	29	30	31	32
50	Drivetac powered by Tre	1	50	50	50	50	50	67	67	67	67	67	67	67	67	67	67	7	7	69	69	69	7	7	7	7	7	7	7	7	7	7	7	7
67	Orange Racing powered	2	67	67	67	67	67	13	13	13	13	13	13	13	13	13	13	999	69	7	7	7	67	67	67	67	67	67	67	67	67	67	67	67
7	National Motorsport Acc	3	13	13	13	13	13	77	77	77	77	77	77	77	77	77	77	69	42	67	67	67	32	32	32	32	32	32	32	32	32	32	32	32
13	Race Lab	4	77	77	77	77	77	32	32	32	32	32	32	32	32	32	7	42	96	32	32	32	77	77	77	77	77	77	77	77	77	77	77	77
77	Enduro Motorsport	5	7	7	7	7	32	5	5	5	5	5	5	5	5	7	5	72	82	77	77	77	5	5	28	5	5	33	33	33	33	33	33	33
32	Cook Racing	6	32	32	32	32	5	28	28	28	28	28	28	7	7	5	11	96	78	5	5	5	28	28	5	33	33	11	13	13	13	13	13	13
28	Kendall Developments	7	5	5	5	5	28	7	7	7	7	7	7	28	28	28	999	82	14	11	11	11	11	33	33	11	11	13	11	11	11	11	11	11
5	CTR Developments	8	28	28	28	28	7	33	33	33	33	33	33	33	33	33	69	78	67	33	28	28	33	11	11	13	13	5	5	5	5	5	5	
2	Topcats Racing	9	33	33	33	33	33	11	11	11	11	11	11	11	11	11	42	14	32	28	33	33	13	13	13	24	24	24	24	24	24	24	24	24
33	G-Cat Racing	10	2	69	69	11	11	69	69	69	69	69	69	999	999	999	72	67	12	999	13	13	69	69	24	62	62	62	62	62	62	62	62	62
62	Woodrow Motorsport	11	69	62	62	69	69	62	62	62	62	62	999	69	69	96	12	5	13	999	999	999	999	999	999	999	999	999	999	999	999	999	999	999
999	Orange Racing powered	12	62	999	11	62	62	999	999	999	999	999	999	62	62	62	82	91	77	72	62	62	62	62	62	69	69	69	69	69	69	42	42	
69	Make Happen Racing	13	42	11	999	999	999	42	42	42	42	42	42	42	42	42	78	32	11	42	72	72	24	24	69	72	72	42	42	42	69	69		
42	Ram Racing	14	999	42	42	42	42	96	96	96	96	96	72	72	72	72	14	11	91	62	42	24	72	72	72	42	42	72	72	72	72	72	72	
96	Make Happen Racing	15	96	96	96	96	96	72	72	72	72	72	96	24	24	24	12	5	33	24	24	42	42	42	42	82	82	82	82	82	82	82	82	
24	Greystone GT	16	11	72	72	72	72	82	82	82	82	24	24	96	96	96	91	77	28	14	14	14	14	14	14	14	14	14	14	14	14	14	14	
72	Woodrow Motorsport	17	72	82	82	82	82	24	24	24	24	24	82	82	82	82	32	33	999	82	82	82	82	82	82	78	78	78	78	78	78	78	78	
78	Paddock Motorsport	18	82	24	24	24	24	78	78	78	78	78	78	78	78	78	33	28	72	78	78	78	78	78	78	91	91	91	91	91	91	91	91	
82	Feathers Motorsport	19	24	78	78	78	78	14	14	14	14	14	14	14	14	14	28	13	13	91	91	91	91	91	91	12	12	12	12	12	12	12	12	
14	Greystone GT	20	78	14	14	14	14	75	75	75	75	75	75	75	75	75	62	62	62	12	12	12	12	12	12	2	2	2	2	2	2	2	2	
75	Parker Racing	21	14	91	91	91	75	91	91	91	91	91	91	91	91	91	75	75	75	75	75	75	75	75	2	2	75	75	75	75	75	75	75	
12	Inari Motorsports	22	91	75	75	75	91	12	12	12	12	12	12	12	12	12	24	24	24	2	2	2	2	75	75									
91	24-7 Motorsport	23	75	12	12	12	12	2	2	2	2	2	2	2	2	2	2	2	2															
11	Blackthorn	24	12	2	2	2	2																											

# GT Cup Championship

## RACE 6 - SECTOR ANALYSIS

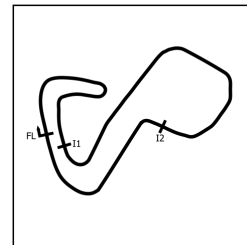


SECTOR 1 = FL to I1, SECTOR 2 = I1 to I2, SECTOR 3 = I2 to FL, DIFF = Difference To Personal Best Lap, P = Crossed Finish Line in Pit Lane, D = Time Disallowed

P1 7 GTO National Motorsport Academy				Mosler MT900			
IDEAL LAP TIME : 1:25.293		BEST LAP TIME : 1:25.707		DIFFERENCE : 0.414			
Morgan SHORT		Marcus SHORT					
LAP	SECTOR 1	SECTOR 2	SECTOR 3	LAP TIME	MPH	DIFF	TIME OF DAY
1 - D1		39.848	21.291	1:33.243	93.94	7.536	15:48:40.444
2 - D1	27.900	39.009	21.042	1:27.951	99.59	2.244	15:50:08.395
3 - D1	28.792	38.859	20.950	1:28.601	98.86	2.894	15:51:36.996
4 - D1	27.661	38.562	22.339	1:28.562	98.91	2.855	15:53:05.558
5 - D1	31.837	42.839	22.373	1:37.049	90.26	11.342	15:54:42.607
6 - D1	30.118	41.906	23.257	1:35.281	91.93	9.574	15:56:17.888
7 - D1	31.797	42.994	22.663	1:37.454	89.88	11.747	15:57:55.342
8 - D1	32.021	1:07.100	36.626	2:15.747	64.53	50.040	16:00:11.089
9 - D1	46.074	1:10.557	28.841	2:25.472	60.21	59.765	16:02:36.561
10 - D1	28.945	40.136	20.889	1:29.970	97.36	4.263	16:04:06.531
11 - D1	27.771	39.061	21.047	1:27.879	99.68	2.172	16:05:34.410
12 - D1	27.604	38.079	20.688	1:26.371	101.42	0.664	16:07:00.781
13 - D1	27.424	38.698	20.936	1:27.058	100.62	1.351	16:08:27.839
14 - D1	27.884	38.873	21.300	1:28.057	99.47	2.350	16:09:55.896
15 - D1	27.386	38.149	20.611	1:26.146	101.68	0.439	16:11:22.042
16 - D1	27.472	38.384	22.453	1:28.309	99.19	2.602	16:12:50.351
17 - D1	27.826	38.697	20.914	1:27.437	100.18	1.730	16:14:17.788
18 - D1	27.768	38.548	IN PIT	2:54.932	P 50.07	1:29.225	16:17:12.720
19 - D1	OUTLAP	38.181	20.484	1:29.047	98.37	3.340	16:18:41.767
20 - D1	27.768	37.778	20.436	1:25.982	101.87	0.275	16:20:07.749
21 - D1	27.367	38.121	20.372	1:25.860	102.02	0.153	16:21:33.609
22 - D1	28.531	38.295	20.559	1:27.385	100.24	1.678	16:23:00.994
23 - D1	27.520	38.115	20.475	1:26.110	101.72	0.403	16:24:27.104
24 - D1	27.425	37.867	20.415	1:25.707 (1)	102.20		16:25:52.811
25 - D1	27.454	37.931	20.443	1:25.828 (3)	102.06	0.121	16:27:18.639
26 - D1	27.276	38.136	20.573	1:25.985	101.87	0.278	16:28:44.624
27 - D1	28.044	37.778	20.892	1:26.714	101.01	1.007	16:30:11.338
28 - D1	27.143	39.187	20.647	1:26.977	100.71	1.270	16:31:38.315
29 - D1	27.269	38.147	20.878	1:26.294	101.51	0.587	16:33:04.609
30 - D1	27.241	37.889	20.592	1:25.722 (2)	102.18	0.015	16:34:30.331
31 - D1	27.719	39.054	20.718	1:27.491	100.12	1.784	16:35:57.822
32 - D1	29.033	38.744	20.778	1:28.555	98.91	2.848	16:37:26.377

# GT Cup Championship

## RACE 6 - SECTOR ANALYSIS

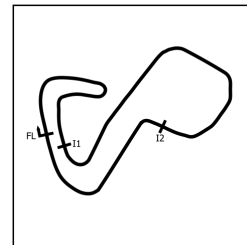


SECTOR 1 = FL to I1, SECTOR 2 = I1 to I2, SECTOR 3 = I2 to FL, DIFF = Difference To Personal Best Lap, P = Crossed Finish Line in Pit Lane, D = Time Disallowed

P2 67 GT3		Orange Racing powered by JMH			McLaren 720S GT3		
IDEAL LAP TIME : 1:25.236		BEST LAP TIME : 1:25.441			DIFFERENCE : 0.205		
Simon ORANGE		Tom ROCHE (PS)					
LAP	SECTOR 1	SECTOR 2	SECTOR 3	LAP TIME	MPH	DIFF	TIME OF DAY
1 - D1		40.152	21.033	1:31.474	95.76	6.033	15:48:38.675
2 - D1	27.679	38.971	21.064	1:27.714	99.86	2.273	15:50:06.389
3 - D1	27.227	38.964	20.720	1:26.911	100.79	1.470	15:51:33.300
4 - D1	27.200	38.663	20.634	1:26.497	101.27	1.056	15:52:59.797
5 - D1	27.264	38.661	20.844	1:26.769	100.95	1.328	15:54:26.566
6 - D1	27.176	39.212	21.669	1:28.057	99.47	2.616	15:55:54.623
7 - D1	31.706	46.632	24.862	1:43.200	84.88	17.759	15:57:37.823
8 - D1	36.463	1:13.450	37.403	2:27.316	59.46	1:01.875	16:00:05.139
9 - D1	45.424	1:11.369	30.790	2:27.583	59.35	1:02.142	16:02:32.722
10 - D1	27.281	38.684	20.909	1:26.874	100.83	1.433	16:03:59.596
11 - D1	27.501	38.679	20.735	1:26.915	100.78	1.474	16:05:26.511
12 - D1	27.359	38.780	20.592	1:26.731	101.00	1.290	16:06:53.242
13 - D1	27.333	38.191	20.467	1:25.991	101.86	0.550	16:08:19.233
14 - D1	27.228	38.297	20.659	1:26.184	101.64	0.743	16:09:45.417
15 - D1	27.339	38.539	20.500	1:26.378	101.41	0.937	16:11:11.795
16 - D1	28.222	39.642	IN PIT	3:10.631	P 45.95	1:45.190	16:14:22.426
17 - D1	OUTLAP	37.973	20.457	1:28.134	99.39	2.693	16:15:50.560
18 - D1	26.993	38.954	20.475	1:26.422	101.36	0.981	16:17:16.982
19 - D1	26.947	38.353	20.551	1:25.851	102.03	0.410	16:18:42.833
20 - D1	27.316	38.051	20.546	1:25.913	101.96	0.472	16:20:08.746
21 - D1	27.490	38.907	20.746	1:27.143	100.52	1.702	16:21:35.889
22 - D1	27.104	38.438	20.463	1:26.005	101.85	0.564	16:23:01.894
23 - D1	27.544	38.534	20.515	1:26.593	101.16	1.152	16:24:28.487
24 - D1	27.152	37.961	20.328	1:25.441 (1)	102.52		16:25:53.928
25 - D1	27.168	38.014	20.454	1:25.636 (2)	102.29	0.195	16:27:19.564
26 - D1	27.137	38.133	20.472	1:25.742 (3)	102.16	0.301	16:28:45.306
27 - D1	27.740	38.245	20.752	1:26.737	100.99	1.296	16:30:12.043
28 - D1	27.214	38.706	20.794	1:26.714	101.01	1.273	16:31:38.757
29 - D1	27.395	38.599	20.692	1:26.686	101.05	1.245	16:33:05.443
30 - D1	27.206	38.162	20.467	1:25.835	102.05	0.394	16:34:31.278
31 - D1	27.274	39.435	20.974	1:27.683	99.90	2.242	16:35:58.961
32 - D1	29.176	39.161	20.560	1:28.897	98.53	3.456	16:37:27.858

# GT Cup Championship

## RACE 6 - SECTOR ANALYSIS

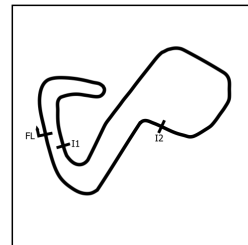


SECTOR 1 = FL to I1, SECTOR 2 = I1 to I2, SECTOR 3 = I2 to FL, DIFF = Difference To Personal Best Lap, P = Crossed Finish Line in Pit Lane, D = Time Disallowed

P3 32 GT3 Cook Racing		Audi R8 GT3 EVO2					
IDEAL LAP TIME : 1:24.740		BEST LAP TIME : 1:24.743		DIFFERENCE : 0.003			
Sacha KAKAD		Hugo COOK (PS)					
LAP	SECTOR 1	SECTOR 2	SECTOR 3	LAP TIME	MPH	DIFF	TIME OF DAY
1 - D2		40.810	21.574	1:34.732	92.46	9.989	15:48:41.933
2 - D2	27.932	39.634	21.278	1:28.844	98.59	4.101	15:50:10.777
3 - D2	27.590	39.954	21.114	1:28.658	98.80	3.915	15:51:39.435
4 - D2	27.556	39.271	21.075	1:27.902	99.65	3.159	15:53:07.337
5 - D2	27.760	39.422	20.924	1:28.106	99.42	3.363	15:54:35.443
6 - D2	27.416	39.095	21.328	1:27.839	99.72	3.096	15:56:03.282
7 - D2	28.673	47.249	24.700	1:40.622	87.05	15.879	15:57:43.904
8 - D2	34.704	1:12.796	37.486	2:24.986	60.41	1:00.243	16:00:08.890
9 - D2	45.413	1:11.266	29.360	2:26.039	59.98	1:01.296	16:02:34.929
10 - D2	28.054	39.100	21.148	1:28.302	99.20	3.559	16:04:03.231
11 - D2	27.429	38.540	20.959	1:26.928	100.77	2.185	16:05:30.159
12 - D2	27.446	38.817	21.202	1:27.465	100.15	2.722	16:06:57.624
13 - D2	27.292	38.997	21.058	1:27.347	100.28	2.604	16:08:24.971
14 - D2	27.434	38.891	20.995	1:27.320	100.31	2.577	16:09:52.291
15 - D2	27.556	38.998	IN PIT	3:11.772	P 45.67	1:47.029	16:13:04.063
16 - D2	OUTLAP	38.450	20.992	1:28.844	98.59	4.101	16:14:32.907
17 - D2	27.712	38.864	20.575	1:27.151	100.51	2.408	16:16:00.058
18 - D2	27.099	38.260	20.527	1:25.886	101.99	1.143	16:17:25.944
19 - D2	26.852	38.050	20.430	1:25.332	102.65	0.589	16:18:51.276
20 - D2	27.357	37.811	20.527	1:25.695	102.22	0.952	16:20:16.971
21 - D2	27.256	37.850	20.478	1:25.584	102.35	0.841	16:21:42.555
22 - D2	26.879	38.172	22.033	1:27.084	100.59	2.341	16:23:09.639
23 - D2	27.697	38.642	20.698	1:27.037	100.64	2.294	16:24:36.676
24 - D2	27.038	38.174	20.439	1:25.651	102.27	0.908	16:26:02.327
25 - D2	26.815	37.917	20.381	1:25.113 (3)	102.92	0.370	16:27:27.440
26 - D2	26.974	37.853	20.209	1:25.036 (2)	103.01	0.293	16:28:52.476
27 - D2	26.920	38.885	20.658	1:26.463	101.31	1.720	16:30:18.939
28 - D2	26.773	37.814	20.156	1:24.743 (1)	103.36		16:31:43.682
29 - D2	27.081	37.918	20.383	1:25.382	102.59	0.639	16:33:09.064
30 - D2	27.529	38.209	20.815	1:26.553	101.20	1.810	16:34:35.617
31 - D2	27.051	38.070	21.162	1:26.283	101.52	1.540	16:36:01.900
32 - D2	27.223	38.671	20.481	1:26.375	101.41	1.632	16:37:28.275

# GT Cup Championship

## RACE 6 - SECTOR ANALYSIS

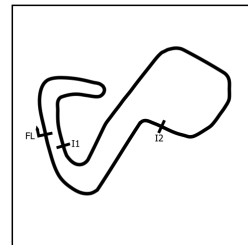


SECTOR 1 = FL to I1, SECTOR 2 = I1 to I2, SECTOR 3 = I2 to FL, DIFF = Difference To Personal Best Lap, P = Crossed Finish Line in Pit Lane, D = Time Disallowed

P4 77 GT3 Enduro Motorsport				McLaren 720S GT3			
IDEAL LAP TIME : 1:24.556		BEST LAP TIME : 1:24.660		DIFFERENCE : 0.104			
Mogan TILLBROOK		Marcus CLUTTON (P)					
LAP	SECTOR 1	SECTOR 2	SECTOR 3	LAP TIME	MPH	DIFF	TIME OF DAY
1 - D1		39.621	21.142	1:32.239	94.96	7.579	15:48:39.440
2 - D1	27.858	38.882	20.956	1:27.696	99.88	3.036	15:50:07.136
3 - D1	27.675	38.735	20.756	1:27.166	100.49	2.506	15:51:34.302
4 - D1	27.338	38.463	20.687	1:26.488	101.28	1.828	15:53:00.790
5 - D1	27.480	38.361	20.675	1:26.516	101.25	1.856	15:54:27.306
6 - D1	27.533	38.836	21.300	1:27.669	99.91	3.009	15:55:54.975
7 - D1	32.613	46.667	25.322	1:44.602	83.74	19.942	15:57:39.577
8 - D1	36.113	1:13.800	36.883	2:26.796	59.67	1:02.136	16:00:06.373
9 - D1	45.596	1:11.551	30.521	2:27.668	59.32	1:03.008	16:02:34.041
10 - D1	27.700	38.474	20.698	1:26.872	100.83	2.212	16:04:00.913
11 - D1	27.326	38.170	20.742	1:26.238	101.57	1.578	16:05:27.151
12 - D1	27.719	38.367	20.758	1:26.844	100.86	2.184	16:06:53.995
13 - D1	27.609	38.178	20.506	1:26.293	101.51	1.633	16:08:20.288
14 - D1	27.311	38.420	20.597	1:26.328	101.47	1.668	16:09:46.616
15 - D1	27.552	38.275	20.532	1:26.359	101.43	1.699	16:11:12.975
16 - D1	27.547	39.579	IN PIT	3:29.472	P 41.81	2:04.812	16:14:42.447
17 - D1	OUTLAP	38.231	20.648	1:28.539	98.93	3.879	16:16:10.986
18 - D1	27.647	37.595	20.298	1:25.540	102.40	0.880	16:17:36.526
19 - D1	27.045	37.514	20.250	1:24.809 (3)	103.28	0.149	16:19:01.335
20 - D1	26.949	38.621	20.253	1:25.823	102.06	1.163	16:20:27.158
21 - D1	27.102	37.538	20.193	1:24.833	103.25	0.173	16:21:51.991
22 - D1	27.251	37.623	20.424	1:25.298	102.69	0.638	16:23:17.289
23 - D1	27.155	37.490	20.351	1:24.996	103.06	0.336	16:24:42.285
24 - D1	27.369	38.361	20.332	1:26.062	101.78	1.402	16:26:08.347
25 - D1	27.380	37.586	20.270	1:25.236	102.77	0.576	16:27:33.583
26 - D1	26.946	37.417	20.364	1:24.727 (2)	103.38	0.067	16:28:58.310
27 - D1	26.993	37.428	20.239	1:24.660 (1)	103.47		16:30:22.970
28 - D1	27.841	37.485	20.302	1:25.628	102.30	0.968	16:31:48.598
29 - D1	27.181	37.442	20.553	1:25.176	102.84	0.516	16:33:13.774
30 - D1	27.073	37.629	20.286	1:24.988	103.07	0.328	16:34:38.762
31 - D1	27.187	38.089	20.330	1:25.606	102.32	0.946	16:36:04.368
32 - D1	27.645	37.921	20.413	1:25.979	101.88	1.319	16:37:30.347

# GT Cup Championship

## RACE 6 - SECTOR ANALYSIS



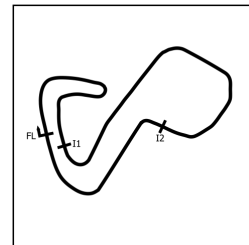
SECTOR 1 = FL to I1, SECTOR 2 = I1 to I2, SECTOR 3 = I2 to FL, DIFF = Difference To Personal Best Lap, P = Crossed Finish Line in Pit Lane, D = Time Disallowed

P5 33 GT3		G-Cat Racing		Porsche 911 GTR GT3			
IDEAL LAP TIME : 1:26.219		BEST LAP TIME : 1:26.445		DIFFERENCE : 0.226			
Shamus JENNINGS		Greg CATON					
LAP	SECTOR 1	SECTOR 2	SECTOR 3	LAP TIME	MPH	DIFF	TIME OF DAY
1 - D1		41.821	21.915	1:38.161	89.23	11.716	15:48:45.362
2 - D1	28.977	40.998	21.875	1:31.850	95.37	5.405	15:50:17.212
3 - D1	28.913	41.217	21.803	1:31.933	95.28	5.488	15:51:49.145
4 - D1	28.527	40.417	21.570	1:30.514	96.77	4.069	15:53:19.659
5 - D1	28.285	40.341	21.517	1:30.143	97.17	3.698	15:54:49.802
6 - D1	28.299	40.524	22.548	1:31.371	95.87	4.926	15:56:21.173
7 - D1	29.033	43.152	22.472	1:34.657	92.54	8.212	15:57:55.830
8 - D1	32.165	1:06.991	36.453	2:15.609	64.59	49.164	16:00:11.439
9 - D1	46.328	1:10.565	28.590	2:25.483	60.21	59.038	16:02:36.922
10 - D1	28.922	41.603	21.785	1:32.310	94.89	5.865	16:04:09.232
11 - D1	28.389	40.699	21.531	1:30.619	96.66	4.174	16:05:39.851
12 - D1	28.516	40.895	21.516	1:30.927	96.33	4.482	16:07:10.778
13 - D1	28.366	39.654	21.092	1:29.112	98.30	2.667	16:08:39.890
14 - D1	28.180	39.930	21.320	1:29.430	97.95	2.985	16:10:09.320
15 - D1	28.471	40.684	IN PIT	3:15.493	P 44.80	1:49.048	16:13:24.813
16 - D1	OUTLAP	39.794	21.066	1:31.767	95.45	5.322	16:14:56.580
17 - D1	27.541	39.741	21.039	1:28.321	99.18	1.876	16:16:24.901
18 - D1	27.549	39.692	20.783	1:28.024	99.51	1.579	16:17:52.925
19 - D1	27.454	39.412	21.307	1:28.173	99.34	1.728	16:19:21.098
20 - D1	27.302	39.203	20.848	1:27.353	100.28	0.908	16:20:48.451
21 - D1	27.335	39.115	21.149	1:27.599	99.99	1.154	16:22:16.050
22 - D1	27.744	39.264	20.699	1:27.707	99.87	1.262	16:23:43.757
23 - D1	27.577	39.279	21.442	1:28.298	99.20	1.853	16:25:12.055
24 - D1	27.394	38.688	20.695	1:26.777 (3)	100.94	0.332	16:26:38.832
25 - D1	27.091	39.108	20.665	1:26.864	100.84	0.419	16:28:05.696
26 - D1	28.087	39.669	20.842	1:28.598	98.87	2.153	16:29:34.294
27 - D1	27.327	39.850	20.852	1:28.029	99.51	1.584	16:31:02.323
28 - D1	27.242	38.600	20.951	1:26.793	100.92	0.348	16:32:29.116
29 - D1	27.275	38.758	20.894	1:26.927	100.77	0.482	16:33:56.043
30 - D1	27.131	38.699	20.615	1:26.445 (1)	101.33		16:35:22.488
31 - D1	27.269	38.856	20.528	1:26.653 (2)	101.09	0.208	16:36:49.141
32 - D1	27.349	38.922	20.666	1:26.937	100.76	0.492	16:38:16.078



# GT Cup Championship

## RACE 6 - SECTOR ANALYSIS

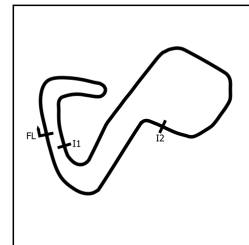


SECTOR 1 = FL to I1, SECTOR 2 = I1 to I2, SECTOR 3 = I2 to FL, DIFF = Difference To Personal Best Lap, P = Crossed Finish Line in Pit Lane, D = Time Disallowed

P6 13 GT3 Race Lab			Mclaren 720S GT3 EVO				
IDEAL LAP TIME : 1:24.464		BEST LAP TIME : 1:24.537		DIFFERENCE : 0.073			
Lucky KHERA		Euan HANKEY (P)					
LAP	SECTOR 1	SECTOR 2	SECTOR 3	LAP TIME	MPH	DIFF	TIME OF DAY
1 - D1		39.708	20.982	1:31.730	95.49	7.193	15:48:38.931
2 - D1	27.737	38.920	21.108	1:27.765	99.81	3.228	15:50:06.696
3 - D1	27.693	38.611	20.766	1:27.070	100.60	2.533	15:51:33.766
4 - D1	27.359	38.400	20.815	1:26.574	101.18	2.037	15:53:00.340
5 - D1	27.509	38.274	20.766	1:26.549	101.21	2.012	15:54:26.889
6 - D1	27.449	38.925	21.549	1:27.923	99.63	3.386	15:55:54.812
7 - D1	32.199	46.662	24.755	1:43.616	84.54	19.079	15:57:38.428
8 - D1	36.626	1:13.454	37.363	2:27.443	59.41	1:02.906	16:00:05.871
9 - D1	45.665	1:11.138	30.357	2:27.160	59.52	1:02.623	16:02:33.031
10 - D1	27.658	38.425	20.889	1:26.972	100.72	2.435	16:04:00.003
11 - D1	27.588	38.462	20.850	1:26.900	100.80	2.363	16:05:26.903
12 - D1	27.489	38.516	20.715	1:26.720	101.01	2.183	16:06:53.623
13 - D1	27.511	38.063	20.510	1:26.084	101.75	1.547	16:08:19.707
14 - D1	27.640	38.253	20.711	1:26.604	101.14	2.067	16:09:46.311
15 - D1	27.478	38.208	20.570	1:26.256	101.55	1.719	16:11:12.567
16 - D1	27.739	39.632	IN PIT	4:13.331	P 34.57	2:48.794	16:15:25.898
17 - D1	OUTLAP	42.015	21.225	1:34.315	92.87	9.778	16:17:00.213
18 - D1	27.228	38.389	20.762	1:26.379	101.41	1.842	16:18:26.592
19 - D1	28.230	37.797	20.577	1:26.604	101.14	2.067	16:19:53.196
20 - D1	26.970	38.095	20.474	1:25.539	102.40	1.002	16:21:18.735
21 - D1	26.860	37.439	20.327	1:24.626 (2)	103.51	0.089	16:22:43.361
22 - D1	26.873	37.351	20.313	1:24.537 (1)	103.62		16:24:07.898
23 - D1	26.834	37.656	20.876	1:25.366	102.61	0.829	16:25:33.264
24 - D1	27.039	38.528	20.586	1:26.153	101.67	1.616	16:26:59.417
25 - D1	27.165	37.446	20.337	1:24.948 (3)	103.12	0.411	16:28:24.365
26 - D1	27.898	39.045	20.437	1:27.380	100.24	2.843	16:29:51.745
27 - D1	27.070	37.596	20.726	1:25.392	102.58	0.855	16:31:17.137
28 - D1	27.619	37.693	20.477	1:25.789	102.10	1.252	16:32:42.926
29 - D1	27.702	37.385	20.279	1:25.366	102.61	0.829	16:34:08.292
30 - D1	26.836	38.094	20.309	1:25.239	102.76	0.702	16:35:33.531
31 - D1	26.892	37.969	20.927	1:25.788	102.11	1.251	16:36:59.319
32 - D1	26.901	38.243	21.176	1:26.320	101.48	1.783	16:38:25.639

# GT Cup Championship

## RACE 6 - SECTOR ANALYSIS

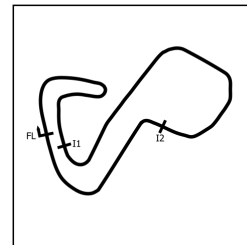


SECTOR 1 = FL to I1, SECTOR 2 = I1 to I2, SECTOR 3 = I2 to FL, DIFF = Difference To Personal Best Lap, P = Crossed Finish Line in Pit Lane, D = Time Disallowed

P7 11 GTC Blackthorn			Lamborghini Super Trofeo				
IDEAL LAP TIME : 1:29.196			BEST LAP TIME : 1:29.368		DIFFERENCE : 0.172		
Gilbert YATES							
LAP	SECTOR 1	SECTOR 2	SECTOR 3	LAP TIME	MPH	DIFF	TIME OF DAY
1 - D1		43.850	22.465	1:44.497	83.82	15.129	15:48:51.698
2 - D1	29.581	42.189	22.149	1:33.919	93.27	4.551	15:50:25.617
3 - D1	29.110	42.212	21.937	1:33.259	93.93	3.891	15:51:58.876
4 - D1	28.728	40.737	21.681	1:31.146	96.10	1.778	15:53:30.022
5 - D1	28.275	40.552	21.581	1:30.408	96.89	1.040	15:55:00.430
6 - D1	28.596	45.105	25.719	1:39.420	88.10	10.052	15:56:39.850
7 - D1	29.966	42.399	22.339	1:34.704	92.49	5.336	15:58:14.554
8 - D1	29.829	51.803	36.153	1:57.785	74.37	28.417	16:00:12.339
9 - D1	46.465	1:10.178	28.935	2:25.578	60.17	56.210	16:02:37.917
10 - D1	28.679	41.391	21.866	1:31.936	95.28	2.568	16:04:09.853
11 - D1	28.349	40.620	21.632	1:30.601	96.68	1.233	16:05:40.454
12 - D1	28.427	40.772	21.420	1:30.619	96.66	1.251	16:07:11.073
13 - D1	28.515	39.843	21.322	1:29.680 (2)	97.67	0.312	16:08:40.753
14 - D1	28.480	40.832	21.609	1:30.921	96.34	1.553	16:10:11.674
15 - D1	28.582	39.871	21.616	1:30.069	97.25	0.701	16:11:41.743
16 - D1	28.329	40.602	IN PIT	2:51.277 P	51.14	1:21.909	16:14:33.020
17 - D1	OUTLAP	42.065	22.058	1:40.191	87.43	10.823	16:16:13.211
18 - D1	28.709	41.403	21.648	1:31.760	95.46	2.392	16:17:44.971
19 - D1	28.493	40.191	21.360	1:30.044	97.28	0.676	16:19:15.015
20 - D1	28.055	39.946	21.367	1:29.368 (1)	98.01		16:20:44.383
21 - D1	28.599	40.149	22.119	1:30.867	96.40	1.499	16:22:15.250
22 - D1	28.443	40.117	21.298	1:29.858	97.48	0.490	16:23:45.108
23 - D1	28.799	40.443	21.504	1:30.746	96.53	1.378	16:25:15.854
24 - D1	28.758	40.522	21.427	1:30.707	96.57	1.339	16:26:46.561
25 - D1	28.390	40.085	21.375	1:29.850 (3)	97.49	0.482	16:28:16.411
26 - D1	28.312	40.570	21.755	1:30.637	96.64	1.269	16:29:47.048
27 - D1	28.650	40.738	22.477	1:31.865	95.35	2.497	16:31:18.913
28 - D1	28.798	40.733	22.217	1:31.748	95.47	2.380	16:32:50.661
29 - D1	28.682	40.401	21.708	1:30.791	96.48	1.423	16:34:21.452
30 - D1	29.476	41.121	21.902	1:32.499	94.70	3.131	16:35:53.951
31 - D1	28.877	40.911	21.814	1:31.602	95.62	2.234	16:37:25.553
32 - D1	29.204	41.536	21.840	1:32.580	94.61	3.212	16:38:58.133

# GT Cup Championship

## RACE 6 - SECTOR ANALYSIS

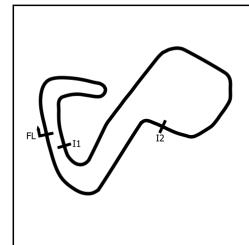


SECTOR 1 = FL to I1, SECTOR 2 = I1 to I2, SECTOR 3 = I2 to FL, DIFF = Difference To Personal Best Lap, P = Crossed Finish Line in Pit Lane, D = Time Disallowed

P8 5 GTO CTR Developments			Porsche 935				
IDEAL LAP TIME : 1:27.430		BEST LAP TIME : 1:27.487		DIFFERENCE : 0.057			
Richard CHAMBERLAIN							
LAP	SECTOR 1	SECTOR 2	SECTOR 3	LAP TIME	MPH	DIFF	TIME OF DAY
1 - D1		40.560	21.291	1:35.241	91.97	7.754	15:48:42.442
2 - D1	28.619	39.828	21.062	1:29.509	97.86	2.022	15:50:11.951
3 - D1	28.310	39.509	20.841	1:28.660	98.80	1.173	15:51:40.611
4 - D1	28.281	39.487	20.941	1:28.709	98.74	1.222	15:53:09.320
5 - D1	28.256	39.312	20.930	1:28.498	98.98	1.011	15:54:37.818
6 - D1	28.426	39.659	23.072	1:31.157	96.09	3.670	15:56:08.975
7 - D1	31.127	40.779	23.700	1:35.606	91.62	8.119	15:57:44.581
8 - D1	35.413	1:12.207	37.506	2:25.126	60.36	57.639	16:00:09.707
9 - D1	45.455	1:11.146	28.942	2:25.543	60.18	58.056	16:02:35.250
10 - D1	28.700	39.455	20.973	1:29.128	98.28	1.641	16:04:04.378
11 - D1	27.953	38.908	20.626	1:27.487 (1)	100.12		16:05:31.865
12 - D1	27.925	38.927	20.852	1:27.704 (2)	99.87	0.217	16:06:59.569
13 - D1	28.142	38.879	20.702	1:27.723 (3)	99.85	0.236	16:08:27.292
14 - D1	28.161	39.062	21.687	1:28.910	98.52	1.423	16:09:56.202
15 - D1	28.181	39.106	21.207	1:28.494	98.98	1.007	16:11:24.696
16 - D1	28.320	39.532	IN PIT	3:12.126 P	45.59	1:44.639	16:14:36.822
17 - D1	OUTLAP	40.029	20.946	1:33.345	93.84	5.858	16:16:10.167
18 - D1	30.156	39.998	20.806	1:30.960	96.30	3.473	16:17:41.127
19 - D1	28.483	39.555	20.657	1:28.695	98.76	1.208	16:19:09.822
20 - D1	28.209	39.234	21.298	1:28.741	98.71	1.254	16:20:38.563
21 - D1	28.804	39.382	20.878	1:29.064	98.35	1.577	16:22:07.627
22 - D1	28.177	39.083	20.911	1:28.171	99.35	0.684	16:23:35.798
23 - D1	28.501	39.243	20.893	1:28.637	98.82	1.150	16:25:04.435
24 - D1	28.814	39.525	20.910	1:29.249	98.15	1.762	16:26:33.684
25 - D1	28.801	39.466	22.046	1:30.313	96.99	2.826	16:28:03.997
26 - D1	28.560	1:01.147	24.622	1:54.329	76.61	26.842	16:29:58.326
27 - D1	29.378	40.614	21.134	1:31.126	96.12	3.639	16:31:29.452
28 - D1	28.750	39.933	20.797	1:29.480	97.89	1.993	16:32:58.932
29 - D1	28.475	39.405	20.863	1:28.743	98.71	1.256	16:34:27.675
30 - D1	29.174	40.634	20.983	1:30.791	96.48	3.304	16:35:58.466
31 - D1	29.345	1:01.842	21.380	1:52.567	77.81	25.080	16:37:51.033

# GT Cup Championship

## RACE 6 - SECTOR ANALYSIS

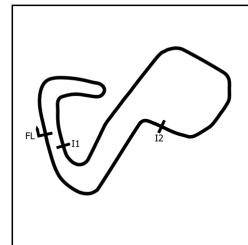


SECTOR 1 = FL to I1, SECTOR 2 = I1 to I2, SECTOR 3 = I2 to FL, DIFF = Difference To Personal Best Lap, P = Crossed Finish Line in Pit Lane, D = Time Disallowed

P9 24 GT3 Greystone GT		McLaren 720S GT3					
IDEAL LAP TIME : 1:26.831		BEST LAP TIME : 1:26.982		DIFFERENCE : 0.151			
Andre BORODIN		Ed PEAD (P)					
LAP	SECTOR 1	SECTOR 2	SECTOR 3	LAP TIME	MPH	DIFF	TIME OF DAY
1 - D1		45.428	23.017	1:46.611	82.16	19.629	15:48:53.812
2 - D1	30.480	43.875	22.899	1:37.254	90.07	10.272	15:50:31.066
3 - D1	29.912	43.093	22.829	1:35.834	91.40	8.852	15:52:06.900
4 - D1	30.380	42.449	22.450	1:35.279	91.93	8.297	15:53:42.179
5 - D1	29.666	42.531	22.482	1:34.679	92.52	7.697	15:55:16.858
6 - D1	29.587	46.983	24.257	1:40.827	86.87	13.845	15:56:57.685
7 - D1	32.516	44.461	23.561	1:40.538	87.12	13.556	15:58:38.223
8 - D1	31.358	43.728	27.928	1:43.014	85.03	16.032	16:00:21.237
9 - D1	45.466	1:09.372	27.455	2:22.293	61.56	55.311	16:02:43.530
10 - D1	30.165	42.287	22.463	1:34.915	92.29	7.933	16:04:18.445
11 - D1	29.422	43.395	22.203	1:35.020	92.18	8.038	16:05:53.465
12 - D1	30.394	41.757	21.954	1:34.105	93.08	7.123	16:07:27.570
13 - D1	29.120	41.627	22.088	1:32.835	94.35	5.853	16:09:00.405
14 - D1	29.085	42.254	22.566	1:33.905	93.28	6.923	16:10:34.310
15 - D1	29.399	42.763	IN PIT	3:45.169	P 38.90	2:18.187	16:14:19.479
16 - D1	OUTLAP	40.487	21.345	1:32.747	94.44	5.765	16:15:52.226
17 - D1	27.946	39.635	21.869	1:29.450	97.93	2.468	16:17:21.676
18 - D1	28.247	39.134	21.383	1:28.764	98.68	1.782	16:18:50.440
19 - D1	28.869	39.053	20.964	1:28.886	98.55	1.904	16:20:19.326
20 - D1	27.718	38.956	20.899	1:27.573	100.02	0.591	16:21:46.899
21 - D1	27.607	39.176	20.812	1:27.595	100.00	0.613	16:23:14.494
22 - D1	27.495	38.710	20.923	1:27.128 (2)	100.53	0.146	16:24:41.622
23 - D1	28.624	41.401	21.537	1:31.562	95.67	4.580	16:26:13.184
24 - D1	27.813	39.002	21.333	1:28.148	99.37	1.166	16:27:41.332
25 - D1	27.784	38.798	20.861	1:27.443	100.17	0.461	16:29:08.775
26 - D1	27.500	38.560	20.922	1:26.982 (1)	100.70		16:30:35.757
27 - D1	27.527	38.830	20.864	1:27.221 (3)	100.43	0.239	16:32:02.978
28 - D1	27.773	39.941	20.967	1:28.681	98.77	1.699	16:33:31.659
29 - D1	27.732	38.824	20.782	1:27.338	100.29	0.356	16:34:58.997
30 - D1	27.885	38.554	20.917	1:27.356	100.27	0.374	16:36:26.353
31 - D1	27.678	39.304	21.111	1:28.093	99.43	1.111	16:37:54.446

# GT Cup Championship

## RACE 6 - SECTOR ANALYSIS

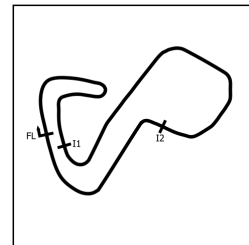


SECTOR 1 = FL to I1, SECTOR 2 = I1 to I2, SECTOR 3 = I2 to FL, DIFF = Difference To Personal Best Lap, P = Crossed Finish Line in Pit Lane, D = Time Disallowed

P10 62 GTC		Woodrow Motorsport		Lamborghini Super Trofeo			
IDEAL LAP TIME : 1:30.620		BEST LAP TIME : 1:30.986		DIFFERENCE : 0.366			
Matthew EVANS		Kevin CLARKE					
LAP	SECTOR 1	SECTOR 2	SECTOR 3	LAP TIME	MPH	DIFF	TIME OF DAY
1 - D1		43.465	22.617	1:41.918	85.94	10.932	15:48:49.119
2 - D1	29.758	43.303	22.361	1:35.422	91.80	4.436	15:50:24.541
3 - D1	29.604	42.563	22.028	1:34.195	92.99	3.209	15:51:58.736
4 - D1	29.691	42.090	22.325	1:34.106	93.08	3.120	15:53:32.842
5 - D1	29.257	42.018	22.386	1:33.661	93.52	2.675	15:55:06.503
6 - D1	29.531	43.404	23.548	1:36.483	90.79	5.497	15:56:42.986
7 - D1	30.778	43.706	23.353	1:37.837	89.53	6.851	15:58:20.823
8 - D1	30.516	46.782	35.596	1:52.894	77.59	21.908	16:00:13.717
9 - D1	46.501	1:10.107	29.522	2:26.130	59.94	55.144	16:02:39.847
10 - D1	29.945	42.445	22.405	1:34.795	92.40	3.809	16:04:14.642
11 - D1	29.114	41.780	22.725	1:33.619	93.56	2.633	16:05:48.261
12 - D1	30.128	42.355	22.563	1:35.046	92.16	4.060	16:07:23.307
13 - D1	29.504	42.392	22.174	1:34.070	93.12	3.084	16:08:57.377
14 - D1	29.332	42.116	22.405	1:33.853	93.33	2.867	16:10:31.230
15 - D1	29.781	41.987	IN PIT	3:18.589	P 44.11	1:47.603	16:13:49.819
16 - D1	OUTLAP	41.395	21.862	1:37.532	89.81	6.546	16:15:27.351
17 - D1	29.355	42.112	22.674	1:34.141	93.05	3.155	16:17:01.492
18 - D1	29.422	41.017	21.889	1:32.328	94.87	1.342	16:18:33.820
19 - D1	28.910	41.765	21.532	1:32.207	95.00	1.221	16:20:06.027
20 - D1	29.006	41.235	21.464	1:31.705	95.52	0.719	16:21:37.732
21 - D1	28.886	40.738	22.080	1:31.704	95.52	0.718	16:23:09.436
22 - D1	29.146	40.797	21.949	1:31.892	95.32	0.906	16:24:41.328
23 - D1	29.637	41.441	21.433	1:32.511	94.68	1.525	16:26:13.839
24 - D1	29.721	40.599	21.477	1:31.797	95.42	0.811	16:27:45.636
25 - D1	29.324	40.591	21.579	1:31.494	95.74	0.508	16:29:17.130
26 - D1	29.072	40.644	21.678	1:31.394 (3)	95.84	0.408	16:30:48.524
27 - D1	29.153	40.677	22.035	1:31.865	95.35	0.879	16:32:20.389
28 - D1	29.156	40.433	21.397	1:30.986 (1)	96.27		16:33:51.375
29 - D1	29.104	40.337	21.693	1:31.134 (2)	96.12	0.148	16:35:22.509
30 - D1	29.211	41.031	21.819	1:32.061	95.15	1.075	16:36:54.570
31 - D1	29.191	40.478	22.072	1:31.741	95.48	0.755	16:38:26.311

# GT Cup Championship

## RACE 6 - SECTOR ANALYSIS

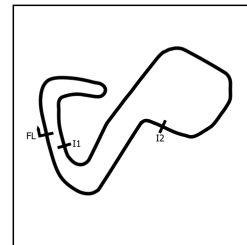


SECTOR 1 = FL to I1, SECTOR 2 = I1 to I2, SECTOR 3 = I2 to FL, DIFF = Difference To Personal Best Lap, P = Crossed Finish Line in Pit Lane, D = Time Disallowed

P11 999 GTC		Orange Racing powered by JMH		Porsche 911 GT3 Cup			
IDEAL LAP TIME : 1:31.271		BEST LAP TIME : 1:31.415		DIFFERENCE : 0.144			
Patrick COLLINS		Russ LINDSAY					
LAP	SECTOR 1	SECTOR 2	SECTOR 3	LAP TIME	MPH	DIFF	TIME OF DAY
1 - D1		43.918	22.610	1:43.288	84.80	11.873	15:48:50.489
2 - D1	30.461	42.293	22.372	1:35.126	92.08	3.711	15:50:25.615
3 - D1	30.173	42.921	23.578	1:36.672	90.61	5.257	15:52:02.287
4 - D1	29.626	42.162	22.285	1:34.073	93.11	2.658	15:53:36.360
5 - D1	29.832	42.281	22.217	1:34.330	92.86	2.915	15:55:10.690
6 - D1	29.605	45.589	25.798	1:40.992	86.73	9.577	15:56:51.682
7 - D1	32.157	45.174	23.300	1:40.631	87.04	9.216	15:58:32.313
8 - D1	31.041	44.471	28.864	1:44.376	83.92	12.961	16:00:16.689
9 - D1	45.152	1:10.566	28.265	2:23.983	60.83	52.568	16:02:40.672
10 - D1	30.219	42.298	22.299	1:34.816	92.38	3.401	16:04:15.488
11 - D1	29.240	41.666	22.057	1:32.963	94.22	1.548	16:05:48.451
12 - D1	29.291	41.770	21.836	1:32.897	94.29	1.482	16:07:21.348
13 - D1	29.072	41.743	22.121	1:32.936	94.25	1.521	16:08:54.284
14 - D1	30.115	41.937	21.955	1:34.007	93.18	2.592	16:10:28.291
15 - D1	29.604	41.744	21.937	1:33.285	93.90	1.870	16:12:01.576
16 - D1	29.343	41.631	23.183	1:34.157	93.03	2.742	16:13:35.733
17 - D1	30.253	42.154	IN PIT	3:11.301	P 45.79	1:39.886	16:16:47.034
18 - D1	OUTLAP	42.196	22.242	1:37.976	89.40	6.561	16:18:25.010
19 - D1	30.465	41.518	21.699	1:33.682	93.50	2.267	16:19:58.692
20 - D1	29.621	41.616	21.898	1:33.135	94.05	1.720	16:21:31.827
21 - D1	30.469	42.380	21.915	1:34.764	92.43	3.349	16:23:06.591
22 - D1	29.068	41.638	21.823	1:32.529	94.67	1.114	16:24:39.120
23 - D1	30.156	42.110	21.840	1:34.106	93.08	2.691	16:26:13.226
24 - D1	31.094	41.625	21.770	1:34.489	92.70	3.074	16:27:47.715
25 - D1	29.155	41.666	21.689	1:32.510	94.69	1.095	16:29:20.225
26 - D1	28.800	41.202	21.926	1:31.928 (2)	95.29	0.513	16:30:52.153
27 - D1	28.865	41.129	22.099	1:32.093	95.11	0.678	16:32:24.246
28 - D1	29.074	41.076	21.787	1:31.937 (3)	95.28	0.522	16:33:56.183
29 - D1	29.336	41.072	21.601	1:32.009	95.20	0.594	16:35:28.192
30 - D1	28.809	41.223	22.127	1:32.159	95.05	0.744	16:37:00.351
31 - D1	28.676	41.216	21.523	1:31.415 (1)	95.82		16:38:31.766

# GT Cup Championship

## RACE 6 - SECTOR ANALYSIS

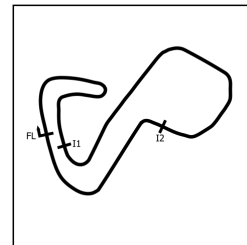


SECTOR 1 = FL to I1, SECTOR 2 = I1 to I2, SECTOR 3 = I2 to FL, DIFF = Difference To Personal Best Lap, P = Crossed Finish Line in Pit Lane, D = Time Disallowed

P12 42 GTH Ram Racing			Mercedes AMG GT4				
IDEAL LAP TIME : 1:32.724		BEST LAP TIME : 1:33.113		DIFFERENCE : 0.389			
Gustavo XAVIER		Seb MORRIS (P)					
LAP	SECTOR 1	SECTOR 2	SECTOR 3	LAP TIME	MPH	DIFF	TIME OF DAY
1 - D1		43.844	23.343	1:42.957	85.08	9.844	15:48:50.158
2 - D1	30.236	43.639	22.827	1:36.702	90.58	3.589	15:50:26.860
3 - D1	29.748	42.492	23.866	1:36.106	91.14	2.993	15:52:02.966
4 - D1	29.570	42.079	22.792	1:34.441	92.75	1.328	15:53:37.407
5 - D1	29.466	41.981	23.040	1:34.487	92.70	1.374	15:55:11.894
6 - D1	29.301	45.473	25.582	1:40.356	87.28	7.243	15:56:52.250
7 - D1	32.217	44.926	23.912	1:41.055	86.68	7.942	15:58:33.305
8 - D1	30.819	44.186	28.893	1:43.898	84.31	10.785	16:00:17.203
9 - D1	45.185	1:10.540	28.427	2:24.152	60.76	51.039	16:02:41.355
10 - D1	29.909	42.171	23.210	1:35.290	91.92	2.177	16:04:16.645
11 - D1	29.582	41.774	22.405	1:33.761	93.42	0.648	16:05:50.406
12 - D1	29.336	41.690	22.469	1:33.495	93.69	0.382	16:07:23.901
13 - D1	29.380	42.245	22.621	1:34.246	92.94	1.133	16:08:58.147
14 - D1	29.367	41.896	22.596	1:33.859	93.32	0.746	16:10:32.006
15 - D1	29.482	42.329	22.498	1:34.309	92.88	1.196	16:12:06.315
16 - D1	29.474	41.729	22.649	1:33.852	93.33	0.739	16:13:40.167
17 - D1	29.590	41.684	22.275	1:33.549	93.63	0.436	16:15:13.716
18 - D1	29.564	41.717	IN PIT	3:19.359 P	43.94	1:46.246	16:18:33.075
19 - D2	OUTLAP	41.662	22.678	1:43.168	84.90	10.055	16:20:16.243
20 - D2	29.718	41.836	22.443	1:33.997	93.19	0.884	16:21:50.240
21 - D2	30.096	41.542	22.316	1:33.954	93.23	0.841	16:23:24.194
22 - D2	29.580	41.444	22.436	1:33.460 (3)	93.72	0.347	16:24:57.654
23 - D2	29.493	41.148	22.472	1:33.113 (1)	94.07		16:26:30.767
24 - D2	29.463	41.366	23.957	1:34.786	92.41	1.673	16:28:05.553
25 - D2	29.798	41.785	22.405	1:33.988	93.20	0.875	16:29:39.541
26 - D2	29.648	41.752	23.168	1:34.568	92.63	1.455	16:31:14.109
27 - D2	29.601	41.508	22.316	1:33.425 (2)	93.76	0.312	16:32:47.534
28 - D2	29.632	41.406	22.430	1:33.468	93.72	0.355	16:34:21.002
29 - D2	29.661	43.853	22.622	1:36.136	91.11	3.023	16:35:57.138
30 - D2	30.350	42.482	22.695	1:35.527	91.70	2.414	16:37:32.665

# GT Cup Championship

## RACE 6 - SECTOR ANALYSIS



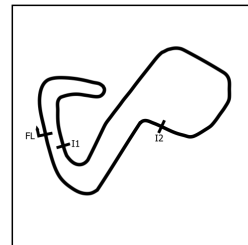
SECTOR 1 = FL to I1, SECTOR 2 = I1 to I2, SECTOR 3 = I2 to FL, DIFF = Difference To Personal Best Lap, P = Crossed Finish Line in Pit Lane, D = Time Disallowed

P13 69 GTH Make Happen Racing				Mercedes AMG GT4			
IDEAL LAP TIME : 1:33.174		BEST LAP TIME : 1:33.425		DIFFERENCE : 0.251			
Stephen WALTON		Chris HART					
LAP	SECTOR 1	SECTOR 2	SECTOR 3	LAP TIME	MPH	DIFF	TIME OF DAY
1 - D1		42.853	22.597	1:40.509	87.15	7.084	15:48:47.710
2 - D1	29.327	42.944	22.558	1:34.829	92.37	1.404	15:50:22.539
3 - D1	29.403	42.286	22.433	1:34.122	93.06	0.697	15:51:56.661
4 - D1	<b>29.270</b>	42.084	22.852	1:34.206	92.98	0.781	15:53:30.867
5 - D1	29.365	42.073	22.427	1:33.865	93.32	0.440	15:55:04.732
6 - D1	29.344	42.112	24.097	1:35.553	91.67	2.128	15:56:40.285
7 - D1	30.170	42.622	22.475	1:35.267	91.95	1.842	15:58:15.552
8 - D1	29.908	51.665	36.087	1:57.660	74.45	24.235	16:00:13.212
9 - D1	46.095	1:10.412	29.011	2:25.518	60.19	52.093	16:02:38.730
10 - D1	30.430	41.902	22.342	1:34.674	92.52	1.249	16:04:13.404
11 - D1	29.354	<b>41.625</b>	22.446	<b>1:33.425 (1)</b>	<b>93.76</b>		<b>16:05:46.829</b>
12 - D1	29.387	41.787	<b>22.279</b>	1:33.453 (2)	93.73	0.028	16:07:20.282
13 - D1	29.504	42.559	22.651	1:34.714	92.48	1.289	16:08:54.996
14 - D1	29.678	42.194	22.816	1:34.688	92.51	1.263	16:10:29.684
15 - D1	29.634	41.697	22.371	1:33.702	93.48	0.277	16:12:03.386
16 - D1	29.502	41.790	22.717	1:34.009	93.18	0.584	16:13:37.395
17 - D1	29.840	42.076	22.731	1:34.647	92.55	1.222	16:15:12.042
18 - D1	29.371	41.841	22.667	1:33.879	93.30	0.454	16:16:45.921
19 - D1	29.432	41.951	22.572	1:33.955	93.23	0.530	16:18:19.876
20 - D1	29.545	41.676	22.340	1:33.561 (3)	93.62	0.136	16:19:53.437
21 - D1	29.520	42.064	IN PIT	3:03.872 P	47.64	1:30.447	16:22:57.309
22 - D1	OUTLAP	43.991	23.402	1:40.972	86.75	7.547	16:24:38.281
23 - D1	31.094	44.556	23.194	1:38.844	88.62	5.419	16:26:17.125
24 - D1	30.224	43.365	22.983	1:36.572	90.70	3.147	16:27:53.697
25 - D1	30.299	43.087	22.999	1:36.385	90.88	2.960	16:29:30.082
26 - D1	30.051	43.113	23.062	1:36.226	91.03	2.801	16:31:06.308
27 - D1	30.297	43.284	23.171	1:36.752	90.53	3.327	16:32:43.060
28 - D1	30.516	43.099	22.985	1:36.600	90.68	3.175	16:34:19.660
29 - D1	30.637	43.839	23.156	1:37.632	89.72	4.207	16:35:57.292
30 - D1	30.846	43.791	23.458	1:38.095	89.29	4.670	16:37:35.387



# GT Cup Championship

## RACE 6 - SECTOR ANALYSIS

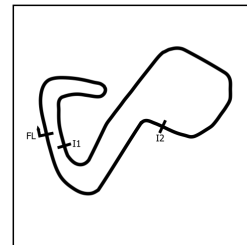


SECTOR 1 = FL to I1, SECTOR 2 = I1 to I2, SECTOR 3 = I2 to FL, DIFF = Difference To Personal Best Lap, P = Crossed Finish Line in Pit Lane, D = Time Disallowed

P14 72 GTO		Woodrow Motorsport		BMW M3 GTR			
IDEAL LAP TIME : 1:33.063		BEST LAP TIME : 1:33.099		DIFFERENCE : 0.036			
Chris MURPHY							
LAP	SECTOR 1	SECTOR 2	SECTOR 3	LAP TIME	MPH	DIFF	TIME OF DAY
1 - D1		44.382	23.708	1:45.406	83.10	12.307	15:48:52.607
2 - D1	30.268	43.943	23.115	1:37.326	90.00	4.227	15:50:29.933
3 - D1	29.620	43.038	22.820	1:35.478	91.74	2.379	15:52:05.411
4 - D1	29.557	42.770	22.684	1:35.011	92.19	1.912	15:53:40.422
5 - D1	29.427	42.512	22.657	1:34.596	92.60	1.497	15:55:15.018
6 - D1	29.234	46.253	25.529	1:41.016	86.71	7.917	15:56:56.034
7 - D1	31.374	44.579	23.301	1:39.254	88.25	6.155	15:58:35.288
8 - D1	30.972	44.916	28.399	1:44.287	83.99	11.188	16:00:19.575
9 - D1	45.426	1:09.523	27.946	2:22.895	61.30	49.796	16:02:42.470
10 - D1	30.124	42.603	22.634	1:35.361	91.85	2.262	16:04:17.831
11 - D1	29.621	42.590	22.307	1:34.518	92.67	1.419	16:05:52.349
12 - D1	29.003	41.753	22.343	1:33.099 (1)	94.09		16:07:25.448
13 - D1	29.258	42.011	22.891	1:34.160 (3)	93.03	1.061	16:08:59.608
14 - D1	29.309	42.100	22.515	1:33.924 (2)	93.26	0.825	16:10:33.532
15 - D1	29.439	42.628	22.719	1:34.786	92.41	1.687	16:12:08.318
16 - D1	29.236	42.307	23.208	1:34.751	92.45	1.652	16:13:43.069
17 - D1	29.424	42.616	IN PIT	3:11.218 P	45.81	1:38.119	16:16:54.287
18 - D1	OUTLAP	43.122	22.838	1:38.380	89.04	5.281	16:18:32.667
19 - D1	29.518	43.151	22.540	1:35.209	92.00	2.110	16:20:07.876
20 - D1	29.788	42.427	22.650	1:34.865	92.34	1.766	16:21:42.741
21 - D1	29.265	42.808	22.665	1:34.738	92.46	1.639	16:23:17.479
22 - D1	29.522	42.319	22.721	1:34.562	92.63	1.463	16:24:52.041
23 - D1	29.396	42.513	22.931	1:34.840	92.36	1.741	16:26:26.881
24 - D1	29.537	42.280	22.547	1:34.364	92.83	1.265	16:28:01.245
25 - D1	29.622	44.166	22.931	1:36.719	90.57	3.620	16:29:37.964
26 - D1	30.052	42.717	23.618	1:36.387	90.88	3.288	16:31:14.351
27 - D1	30.734	43.134	23.424	1:37.292	90.03	4.193	16:32:51.643
28 - D1	29.786	42.632	22.618	1:35.036	92.17	1.937	16:34:26.679
29 - D1	29.830	43.713	23.086	1:36.629	90.65	3.530	16:36:03.308
30 - D1	30.125	42.750	22.402	1:35.277	91.94	2.178	16:37:38.585

# GT Cup Championship

## RACE 6 - SECTOR ANALYSIS

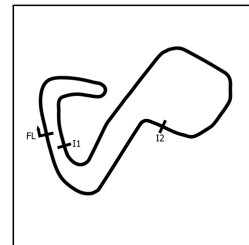


SECTOR 1 = FL to I1, SECTOR 2 = I1 to I2, SECTOR 3 = I2 to FL, DIFF = Difference To Personal Best Lap, P = Crossed Finish Line in Pit Lane, D = Time Disallowed

P15 82 GTH Feathers Motorsport				Aston Martin GT4			
IDEAL LAP TIME : 1:31.503		BEST LAP TIME : 1:31.784		DIFFERENCE : 0.281			
James GUESS		Tom CANNING (P)					
LAP	SECTOR 1	SECTOR 2	SECTOR 3	LAP TIME	MPH	DIFF	TIME OF DAY
1 - D1		44.848	23.485	1:46.111	82.55	14.327	15:48:53.312
2 - D1	30.053	43.985	23.015	1:37.053	90.25	5.269	15:50:30.365
3 - D1	29.932	42.923	22.785	1:35.640	91.59	3.856	15:52:06.005
4 - D1	29.724	42.598	22.692	1:35.014	92.19	3.230	15:53:41.019
5 - D1	29.718	42.399	22.746	1:34.863	92.34	3.079	15:55:15.882
6 - D1	29.782	46.400	24.682	1:40.864	86.84	9.080	15:56:56.746
7 - D1	32.170	44.902	23.696	1:40.768	86.93	8.984	15:58:37.514
8 - D1	30.808	43.769	28.617	1:43.194	84.88	11.410	16:00:20.708
9 - D1	45.015	1:09.607	27.653	2:22.275	61.56	50.491	16:02:42.983
10 - D1	30.229	43.209	22.880	1:36.318	90.94	4.534	16:04:19.301
11 - D1	29.897	42.673	22.605	1:35.175	92.03	3.391	16:05:54.476
12 - D1	30.168	42.285	22.419	1:34.872	92.33	3.088	16:07:29.348
13 - D1	29.956	42.380	22.493	1:34.829	92.37	3.045	16:09:04.177
14 - D1	30.273	42.264	22.537	1:35.074	92.13	3.290	16:10:39.251
15 - D1	29.661	42.266	22.455	1:34.382	92.81	2.598	16:12:13.633
16 - D1	30.323	42.719	22.832	1:35.874	91.36	4.090	16:13:49.507
17 - D1	29.941	42.458	22.790	1:35.189	92.02	3.405	16:15:24.696
18 - D1	30.621	43.251	IN PIT	3:38.015 P	40.17	2:06.231	16:19:02.711
19 - D1	OUTLAP	41.340	22.225	1:36.173	91.08	4.389	16:20:38.884
20 - D1	29.795	41.146	21.938	1:32.879	94.31	1.095	16:22:11.763
21 - D1	29.188	40.665	22.089	1:31.942 (3)	95.27	0.158	16:23:43.705
22 - D1	29.376	40.792	22.008	1:32.176	95.03	0.392	16:25:15.881
23 - D1	29.446	40.761	22.078	1:32.285	94.92	0.501	16:26:48.166
24 - D1	29.283	42.521	22.036	1:33.840	93.34	2.056	16:28:22.006
25 - D1	28.920	41.428	21.964	1:32.312	94.89	0.528	16:29:54.318
26 - D1	29.009	40.831	22.002	1:31.842 (2)	95.37	0.058	16:31:26.160
27 - D1	29.195	40.671	21.918	1:31.784 (1)	95.43		16:32:57.944
28 - D1	29.155	41.063	21.997	1:32.215	94.99	0.431	16:34:30.159
29 - D1	29.539	41.111	22.877	1:33.527	93.66	1.743	16:36:03.686
30 - D1	30.065	42.714	22.442	1:35.221	91.99	3.437	16:37:38.907

# GT Cup Championship

## RACE 6 - SECTOR ANALYSIS

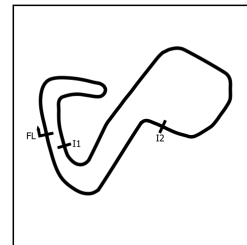


SECTOR 1 = FL to I1, SECTOR 2 = I1 to I2, SECTOR 3 = I2 to FL, DIFF = Difference To Personal Best Lap, P = Crossed Finish Line in Pit Lane, D = Time Disallowed

P16 14 GTH Greystone GT				McLaren 570S GT4			
IDEAL LAP TIME : 1:33.237		BEST LAP TIME : 1:33.622		DIFFERENCE : 0.385			
Phillip CARTER		Michael BROADHURST (P)					
LAP	SECTOR 1	SECTOR 2	SECTOR 3	LAP TIME	MPH	DIFF	TIME OF DAY
1 - D1		45.357	23.460	1:48.015	81.09	14.393	15:48:55.216
2 - D1	30.570	43.555	22.960	1:37.085	90.22	3.463	15:50:32.301
3 - D1	30.411	43.006	22.812	1:36.229	91.03	2.607	15:52:08.530
4 - D1	30.208	42.511	22.923	1:35.642	91.58	2.020	15:53:44.172
5 - D1	30.049	42.396	22.741	1:35.186	92.02	1.564	15:55:19.358
6 - D1	30.110	46.649	24.705	1:41.464	86.33	7.842	15:57:00.822
7 - D1	32.480	45.069	23.537	1:41.086	86.65	7.464	15:58:41.908
8 - D1	31.407	44.028	25.730	1:41.165	86.58	7.543	16:00:23.073
9 - D1	45.831	1:09.248	26.483	2:21.562	61.87	47.940	16:02:44.635
10 - D1	30.172	42.981	22.682	1:35.835	91.40	2.213	16:04:20.470
11 - D1	29.694	42.738	22.827	1:35.259	91.95	1.637	16:05:55.729
12 - D1	29.772	42.529	22.615	1:34.916	92.29	1.294	16:07:30.645
13 - D1	29.830	42.258	22.698	1:34.786	92.41	1.164	16:09:05.431
14 - D1	29.881	42.667	22.696	1:35.244	91.97	1.622	16:10:40.675
15 - D1	29.715	42.260	22.616	1:34.591	92.60	0.969	16:12:15.266
16 - D1	30.570	42.430	22.779	1:35.779	91.45	2.157	16:13:51.045
17 - D1	30.195	42.261	22.769	1:35.225	91.99	1.603	16:15:26.270
18 - D1	30.959	43.864	IN PIT	3:27.766 P	42.16	1:54.144	16:18:54.036
19 - D1	OUTLAP	42.362	22.457	1:37.035	90.27	3.413	16:20:31.071
20 - D1	29.595	42.758	22.587	1:34.940	92.26	1.318	16:22:06.011
21 - D1	29.454	41.752	22.416	1:33.622 (1)	93.56		16:23:39.633
22 - D1	29.288	41.556	22.865	1:33.709 (2)	93.47	0.087	16:25:13.342
23 - D1	29.755	41.686	22.781	1:34.222	92.97	0.600	16:26:47.564
24 - D1	29.706	43.040	22.476	1:35.222	91.99	1.600	16:28:22.786
25 - D1	29.662	42.094	23.326	1:35.082	92.12	1.460	16:29:57.868
26 - D1	29.820	42.777	22.541	1:35.138	92.07	1.516	16:31:33.006
27 - D1	29.585	42.469	22.557	1:34.611	92.58	0.989	16:33:07.617
28 - D1	30.217	41.680	22.393	1:34.290	92.90	0.668	16:34:41.907
29 - D1	29.546	41.604	22.603	1:33.753 (3)	93.43	0.131	16:36:15.660
30 - D1	29.520	42.478	22.555	1:34.553	92.64	0.931	16:37:50.213

# GT Cup Championship

## RACE 6 - SECTOR ANALYSIS

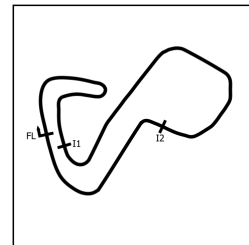


SECTOR 1 = FL to I1, SECTOR 2 = I1 to I2, SECTOR 3 = I2 to FL, DIFF = Difference To Personal Best Lap, P = Crossed Finish Line in Pit Lane, D = Time Disallowed

P17 78 GTH Paddock Motorsport				McLaren 570S GT4			
IDEAL LAP TIME : 1:33.107		BEST LAP TIME : 1:33.218		DIFFERENCE : 0.111			
Tim DOCKER		Jordan ALBERT (P)					
LAP	SECTOR 1	SECTOR 2	SECTOR 3	LAP TIME	MPH	DIFF	TIME OF DAY
1 - D1		45.299	23.501	1:47.698	81.33	14.480	15:48:54.899
2 - D1	30.436	43.649	22.995	1:37.080	90.23	3.862	15:50:31.979
3 - D1	30.334	42.994	22.920	1:36.248	91.01	3.030	15:52:08.227
4 - D1	30.132	42.654	22.933	1:35.719	91.51	2.501	15:53:43.946
5 - D1	29.788	42.566	22.766	1:35.120	92.09	1.902	15:55:19.066
6 - D1	29.755	46.855	24.783	1:41.393	86.39	8.175	15:57:00.459
7 - D1	31.644	44.141	23.617	1:39.402	88.12	6.184	15:58:39.861
8 - D1	30.905	43.601	28.015	1:42.521	85.44	9.303	16:00:22.382
9 - D1	45.695	1:09.106	27.247	2:22.048	61.66	48.830	16:02:44.430
10 - D1	30.052	42.892	22.760	1:35.704	91.53	2.486	16:04:20.134
11 - D1	29.717	42.726	22.735	1:35.178	92.03	1.960	16:05:55.312
12 - D1	29.822	42.557	22.632	1:35.011	92.19	1.793	16:07:30.323
13 - D1	29.714	42.292	22.779	1:34.785	92.41	1.567	16:09:05.108
14 - D1	29.911	42.491	22.637	1:35.039	92.17	1.821	16:10:40.147
15 - D1	29.817	42.335	22.648	1:34.800	92.40	1.582	16:12:14.947
16 - D1	30.637	42.141	22.990	1:35.768	91.46	2.550	16:13:50.715
17 - D1	30.262	42.184	22.755	1:35.201	92.01	1.983	16:15:25.916
18 - D1	30.648	43.526	IN PIT	3:38.909	P 40.01	2:05.691	16:19:04.825
19 - D1	OUTLAP	42.009	22.487	1:36.703	90.58	3.485	16:20:41.528
20 - D1	29.390	41.981	23.086	1:34.457	92.73	1.239	16:22:15.985
21 - D1	29.540			1:36.528	90.74	3.310	16:23:52.513
22 - D1	29.392	41.566	22.612	1:33.570	93.61	0.352	16:25:26.083
23 - D1	29.251	41.522	22.525	1:33.298	(3) 93.89	0.080	16:26:59.381
24 - D1	29.542	41.627	22.451	1:33.620	93.56	0.402	16:28:33.001
25 - D1	29.305	42.329	22.706	1:34.340	92.85	1.122	16:30:07.341
26 - D1	29.295	42.591	22.398	1:34.284	92.90	1.066	16:31:41.625
27 - D1	29.394	41.788	22.440	1:33.622	93.56	0.404	16:33:15.247
28 - D1	29.340	41.516	22.386	1:33.242	(2) 93.94	0.024	16:34:48.489
29 - D1	29.344	41.470	22.404	1:33.218	(1) 93.97		16:36:21.707
30 - D1	29.264	41.570	22.792	1:33.626	93.56	0.408	16:37:55.333

# GT Cup Championship

## RACE 6 - SECTOR ANALYSIS

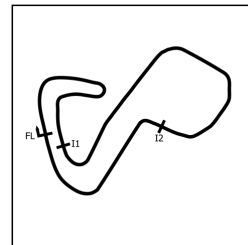


SECTOR 1 = FL to I1, SECTOR 2 = I1 to I2, SECTOR 3 = I2 to FL, DIFF = Difference To Personal Best Lap, P = Crossed Finish Line in Pit Lane, D = Time Disallowed

P18 91 GTH 24-7 Motorsport				Mercedes AMG GT4			
IDEAL LAP TIME : 1:34.179		BEST LAP TIME : 1:34.271		DIFFERENCE : 0.092			
David FRANKLAND		Ed BRIDLE (PS)					
LAP	SECTOR 1	SECTOR 2	SECTOR 3	LAP TIME	MPH	DIFF	TIME OF DAY
1 - D1		45.901	24.153	1:50.423	79.32	16.152	15:48:57.624
2 - D1	31.590	46.708	23.988	1:42.286	85.64	8.015	15:50:39.910
3 - D1	31.443	46.925	24.103	1:42.471	85.48	8.200	15:52:22.381
4 - D1	31.433	45.666	23.659	1:40.758	86.93	6.487	15:54:03.139
5 - D1	31.022	44.883	23.987	1:39.892	87.69	5.621	15:55:43.031
6 - D1	32.605	47.492	24.684	1:44.781	83.60	10.510	15:57:27.812
7 - D1	39.325	46.428	24.052	1:49.805	79.77	15.534	15:59:17.617
8 - D1	32.267	46.213	23.986	1:42.466	85.49	8.195	16:01:00.083
9 - D1	31.799	49.225	26.404	1:47.428	81.54	13.157	16:02:47.511
10 - D1	31.633	45.180	23.773	1:40.586	87.08	6.315	16:04:28.097
11 - D1	31.421	44.972	23.807	1:40.200	87.42	5.929	16:06:08.297
12 - D1	31.339	44.881	23.624	1:39.844	87.73	5.573	16:07:48.141
13 - D1	31.458	45.055	23.666	1:40.179	87.44	5.908	16:09:28.320
14 - D1	31.346	44.844	23.726	1:39.916	87.67	5.645	16:11:08.236
15 - D1	31.679	46.209	25.471	1:43.359	84.75	9.088	16:12:51.595
16 - D1	31.818	44.795	23.986	1:40.599	87.07	6.328	16:14:32.194
17 - D1	32.341	46.062	24.156	1:42.559	85.41	8.288	16:16:14.753
18 - D1	33.108	46.292	IN PIT	3:29.110	P 41.89	1:54.839	16:19:43.863
19 - D1	OUTLAP	42.735	22.901	1:38.332	89.08	4.061	16:21:22.195
20 - D1	29.984	42.495	22.786	1:35.265	91.95	0.994	16:22:57.460
21 - D1	29.990	42.626	22.742	1:35.358	91.86	1.087	16:24:32.818
22 - D1	29.889	42.160	22.622	1:34.671 (3)	92.52	0.400	16:26:07.489
23 - D1	30.354	42.026	23.167	1:35.547	91.68	1.276	16:27:43.036
24 - D1	29.738	41.884	22.649	1:34.271 (1)	92.92		16:29:17.307
25 - D1	29.968	42.230	23.072	1:35.270	91.94	0.999	16:30:52.577
26 - D1	29.896	42.189	22.687	1:34.772	92.43	0.501	16:32:27.349
27 - D1	30.332	42.276	22.732	1:35.340	91.88	1.069	16:34:02.689
28 - D1	29.913	42.105	22.557	1:34.575 (2)	92.62	0.304	16:35:37.264
29 - D1	30.022	42.303	22.782	1:35.107	92.10	0.836	16:37:12.371
30 - D1	29.818	42.256	22.757	1:34.831	92.37	0.560	16:38:47.202

# GT Cup Championship

## RACE 6 - SECTOR ANALYSIS

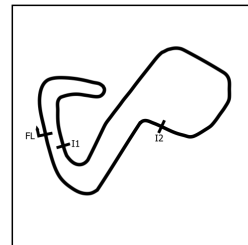


SECTOR 1 = FL to I1, SECTOR 2 = I1 to I2, SECTOR 3 = I2 to FL, DIFF = Difference To Personal Best Lap, P = Crossed Finish Line in Pit Lane, D = Time Disallowed

P19 12 GTH Inari Motorsports				McLaren 570S GT4			
IDEAL LAP TIME : 1:35.863		BEST LAP TIME : 1:36.024		DIFFERENCE : 0.161			
David WADDINGTON		Adam WILCOX (P)					
LAP	SECTOR 1	SECTOR 2	SECTOR 3	LAP TIME	MPH	DIFF	TIME OF DAY
1 - D1		48.504	24.472	1:54.122	76.75	18.098	15:49:01.323
2 - D1	32.455	47.721	24.480	1:44.656	83.70	8.632	15:50:45.979
3 - D1	32.342	47.135	24.050	1:43.527	84.61	7.503	15:52:29.506
4 - D1	32.026	45.324	23.634	1:40.984	86.74	4.960	15:54:10.490
5 - D1	31.744	45.663	23.693	1:41.100	86.64	5.076	15:55:51.590
6 - D1	32.153	48.228	24.607	1:44.988	83.43	8.964	15:57:36.578
7 - D1	36.673	50.003	24.405	1:51.081	78.85	15.057	15:59:27.659
8 - D1	32.243	46.326	24.042	1:42.611	85.36	6.587	16:01:10.270
9 - D1	31.519	46.266	24.229	1:42.014	85.86	5.990	16:02:52.284
10 - D1	31.320	44.949	23.630	1:39.899	87.68	3.875	16:04:32.183
11 - D1	30.869	44.869	23.524	1:39.262	88.24	3.238	16:06:11.445
12 - D1	30.465	44.454	23.468	1:38.387	89.03	2.363	16:07:49.832
13 - D1	30.926	44.572	23.568	1:39.066	88.42	3.042	16:09:28.898
14 - D1	31.295	45.087	23.391	1:39.773	87.79	3.749	16:11:08.671
15 - D1	31.555	44.999	24.953	1:41.507	86.29	5.483	16:12:50.178
16 - D1	31.024	44.430	23.415	1:38.869	88.60	2.845	16:14:29.047
17 - D1	30.851	44.524	23.928	1:39.303	88.21	3.279	16:16:08.350
18 - D1	31.283	44.604	IN PIT	3:37.134 P	40.34	2:01.110	16:19:45.484
19 - D1	OUTLAP	43.610	23.061	1:39.570	87.97	3.546	16:21:25.054
20 - D1	30.187	43.066	23.105	1:36.358 (3)	90.90	0.334	16:23:01.412
21 - D1	30.391	43.379	23.265	1:37.035	90.27	1.011	16:24:38.447
22 - D1	30.330	44.598	22.902	1:37.830	89.54	1.806	16:26:16.277
23 - D1	30.651	43.201	22.828	1:36.680	90.60	0.656	16:27:52.957
24 - D1	30.128	43.032	22.864	1:36.024 (1)	91.22		16:29:28.981
25 - D1	30.385	43.509	22.871	1:36.765	90.52	0.741	16:31:05.746
26 - D1	30.287	43.202	22.792	1:36.281 (2)	90.98	0.257	16:32:42.027
27 - D1	30.557	43.042	22.824	1:36.423	90.84	0.399	16:34:18.450
28 - D1	30.325	42.943	23.168	1:36.436	90.83	0.412	16:35:54.886
29 - D1	30.202	43.783	23.239	1:37.224	90.09	1.200	16:37:32.110

# GT Cup Championship

## RACE 6 - SECTOR ANALYSIS

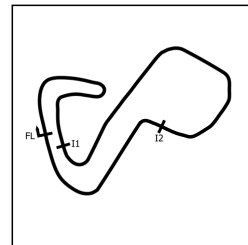


SECTOR 1 = FL to I1, SECTOR 2 = I1 to I2, SECTOR 3 = I2 to FL, DIFF = Difference To Personal Best Lap, P = Crossed Finish Line in Pit Lane, D = Time Disallowed

P20 2 GTC		Topcats Racing		Lamborghini Super Trofeo			
IDEAL LAP TIME : 1:28.837		BEST LAP TIME : 1:29.140		DIFFERENCE : 0.303			
Charlotte GILBERT		Warren GILBERT					
LAP	SECTOR 1	SECTOR 2	SECTOR 3	LAP TIME	MPH	DIFF	TIME OF DAY
1 - D1		41.648	21.933	1:38.609	88.83	9.469	15:48:45.810
2 - D1	28.967	3:14.094	21.983	4:05.044	35.74	2:35.904	15:52:50.854
3 - D1	28.897	41.312	21.731	1:31.940	95.27	2.800	15:54:22.794
4 - D1	28.556	41.403	21.612	1:31.571	95.66	2.431	15:55:54.365
5 - D1	35.541	48.558	24.698	1:48.797	80.51	19.657	15:57:43.162
6 - D1	34.799	1:12.537	37.414	2:24.750	60.51	55.610	16:00:07.912
7 - D1	45.435	1:11.463	29.880	2:26.778	59.68	57.638	16:02:34.690
8 - D1	30.118	42.312	21.599	1:34.029	93.16	4.889	16:04:08.719
9 - D1	28.367	40.926	21.454	1:30.747	96.53	1.607	16:05:39.466
10 - D1	28.387	40.985	21.598	1:30.970	96.29	1.830	16:07:10.436
11 - D1	29.961	41.148	21.386	1:32.495	94.70	3.355	16:08:42.931
12 - D1	28.577	40.666	21.196	1:30.439	96.85	1.299	16:10:13.370
13 - D1	28.364	40.586	IN PIT	3:16.831	P 44.50	1:47.691	16:13:30.201
14 - D1	OUTLAP	41.176	22.203	1:36.273	90.98	7.133	16:15:06.474
15 - D1	28.597	39.715	21.234	1:29.546	97.82	0.406	16:16:36.020
16 - D1	28.656	40.112	21.449	1:30.217	97.09	1.077	16:18:06.237
17 - D1	28.685	39.858	21.546	1:30.089	97.23	0.949	16:19:36.326
18 - D1	28.434	39.619	21.193	1:29.246	(2) 98.15	0.106	16:21:05.572
19 - D1	28.349	39.554	21.237	1:29.140	(1) 98.27		16:22:34.712
20 - D1	28.471	39.515	21.271	1:29.257	(3) 98.14	0.117	16:24:03.969
21 - D1	28.129	39.994	22.044	1:30.167	97.15	1.027	16:25:34.136
22 - D1	28.502	40.676	21.431	1:30.609	96.67	1.469	16:27:04.745
23 - D1	28.505	39.821	21.340	1:29.666	97.69	0.526	16:28:34.411
24 - D1	28.614	40.568	21.569	1:30.751	96.52	1.611	16:30:05.162
25 - D1	28.711	39.628	21.281	1:29.620	97.74	0.480	16:31:34.782
26 - D1	28.474	39.898	22.455	1:30.827	96.44	1.687	16:33:05.609
27 - D1	28.978	39.684	21.744	1:30.406	96.89	1.266	16:34:36.015
28 - D1	28.531	40.731	23.424	1:32.686	94.51	3.546	16:36:08.701
29 - D1	28.740	40.531	21.418	1:30.689	96.59	1.549	16:37:39.390

# GT Cup Championship

## RACE 6 - SECTOR ANALYSIS



SECTOR 1 = FL to I1, SECTOR 2 = I1 to I2, SECTOR 3 = I2 to FL, DIFF = Difference To Personal Best Lap, P = Crossed Finish Line in Pit Lane, D = Time Disallowed

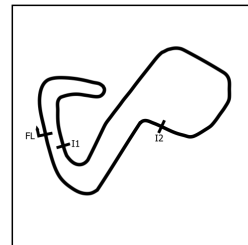
P21 75 GTC Parker Racing			Porsche 911 GT3 Cup				
IDEAL LAP TIME : 1:34.468		BEST LAP TIME : 1:34.571		DIFFERENCE : 0.103			
Keith BUSH							
LAP	SECTOR 1	SECTOR 2	SECTOR 3	LAP TIME	MPH	DIFF	TIME OF DAY
1 - D1		46.161	23.605	1:51.881	78.29	17.310	15:48:59.082
2 - D1	31.724	46.856	23.863	1:42.443	85.50	7.872	15:50:41.525
3 - D1	31.232	46.547	23.518	1:41.297	86.47	6.726	15:52:22.822
4 - D1	31.895	45.488	23.512	1:40.895	86.82	6.324	15:54:03.717
5 - D1	31.072	43.251	23.345	1:37.668	89.68	3.097	15:55:41.385
6 - D1	33.072	48.107	24.755	1:45.934	82.69	11.363	15:57:27.319
7 - D1	38.601	44.629	23.285	1:46.515	82.24	11.944	15:59:13.834
8 - D1	30.924	43.990	22.968	1:37.882	89.49	3.311	16:00:51.716
9 - D1	30.686	57.369	26.571	1:54.626	76.42	20.055	16:02:46.342
10 - D1	30.635	43.158	22.642	1:36.435	90.83	1.864	16:04:22.777
11 - D1	30.717	42.463	22.484	1:35.664	91.56	1.093	16:05:58.441
12 - D1	31.215	42.880	22.621	1:36.716	90.57	2.145	16:07:35.157
13 - D1	30.471	42.562	22.481	1:35.514 (3)	91.71	0.943	16:09:10.671
14 - D1	30.130	42.716	22.382	1:35.228 (2)	91.98	0.657	16:10:45.899
15 - D1	30.180	43.574	IN PIT	3:19.201 P	43.97	1:44.630	16:14:05.100
16 - D1	OUTLAP	42.447	22.418	1:39.662	87.89	5.091	16:15:44.762
17 - D1	30.725	43.361	22.593	1:36.679	90.60	2.108	16:17:21.441
18 - D1	2:03.460	47.281	23.791	3:14.532	45.03	1:39.961	16:20:35.973
19 - D1	32.592	44.345	24.271	1:41.208	86.55	6.637	16:22:17.181
20 - D1	31.040	42.607	22.856	1:36.503	90.77	1.932	16:23:53.684
21 - D1	30.539	42.767	22.722	1:36.028	91.22	1.457	16:25:29.712
22 - D1	30.258	44.319	22.896	1:37.473	89.86	2.902	16:27:07.185
23 - D1	31.079	42.479	22.749	1:36.307	90.95	1.736	16:28:43.492
24 - D1	31.545	43.728	23.122	1:38.395	89.02	3.824	16:30:21.887
25 - D1	31.246	43.223	22.644	1:37.113	90.20	2.542	16:31:59.000
26 - D1	30.791	42.965	22.749	1:36.505	90.77	1.934	16:33:35.505
27 - D1	30.233	42.107	22.231	1:34.571 (1)	92.62		16:35:10.076
28 - D1	30.791	42.344	22.514	1:35.649	91.58	1.078	16:36:45.725
29 - D1	30.515	42.673	22.640	1:35.828	91.41	1.257	16:38:21.553

P22 28 GTO			Kendall Developments		Brabham BT62		
IDEAL LAP TIME : 1:24.209			BEST LAP TIME : 1:24.407		DIFFERENCE : 0.198		
Paul BAILEY			Ross WYLIE (P)				
LAP	SECTOR 1	SECTOR 2	SECTOR 3	LAP TIME	MPH	DIFF	TIME OF DAY
1 - D1		40.764	21.455	1:35.988	91.25	11.581	15:48:43.189
2 - D1	28.506	39.579	21.257	1:29.342	98.04	4.935	15:50:12.531
3 - D1	28.342	39.735	21.126	1:29.203	98.20	4.796	15:51:41.734
4 - D1	28.233	39.639	20.873	1:28.745	98.70	4.338	15:53:10.479
5 - D1	28.369	39.202	20.824	1:28.395	99.09	3.988	15:54:38.874
6 - D1	28.036	39.436	23.925	1:31.397	95.84	6.990	15:56:10.271
7 - D1	30.722	40.959	23.343	1:35.024	92.18	10.617	15:57:45.295
8 - D1	36.135	1:12.336	36.489	2:24.960	60.42	1:00.553	16:00:10.255
9 - D1	46.049	1:10.812	28.902	2:25.763	60.09	1:01.356	16:02:36.018
10 - D1	29.061	39.602	21.069	1:29.732	97.62	5.325	16:04:05.750
11 - D1	28.282	39.063	20.804	1:28.149	99.37	3.742	16:05:33.899
12 - D1	29.330	39.461	21.069	1:29.860	97.48	5.453	16:07:03.759
13 - D1	28.217	39.290	20.888	1:28.395	99.09	3.988	16:08:32.154
14 - D1	28.244	39.381	21.093	1:28.718	98.73	4.311	16:10:00.872
15 - D1	28.229	39.304	IN PIT	3:33.278 P	41.07	2:08.871	16:13:34.150
16 - D1	OUTLAP	38.875	20.883	1:31.583	95.64	7.176	16:15:05.733
17 - D1	27.244	38.052	20.173	1:25.469	102.49	1.062	16:16:31.202
18 - D1	26.906	37.627	20.015	1:24.548 (2)	103.60	0.141	16:17:55.750
19 - D1	26.943	37.597	20.303	1:24.843	103.24	0.436	16:19:20.593
20 - D1	26.874	37.581	19.952	1:24.407 (1)	103.78		16:20:45.000
21 - D1	27.909	38.802	20.234	1:26.945	100.75	2.538	16:22:11.945
22 - D1	26.676	37.889	20.016	1:24.581 (3)	103.56	0.174	16:23:36.526
23 - D1	27.817	37.643	20.179	1:25.639	102.28	1.232	16:25:02.165



# GT Cup Championship

## RACE 6 - SECTOR ANALYSIS



SECTOR 1 = FL to I1, SECTOR 2 = I1 to I2, SECTOR 3 = I2 to FL, DIFF = Difference To Personal Best Lap, P = Crossed Finish Line in Pit Lane, D = Time Disallowed

P23 96 GTH		Make Happen Racing		Mercedes AMG GT4			
IDEAL LAP TIME : 1:34.156		BEST LAP TIME : 1:34.488		DIFFERENCE : 0.332			
Jon CURRIE		Phil KEEN (P)					
LAP	SECTOR 1	SECTOR 2	SECTOR 3	LAP TIME	MPH	DIFF	TIME OF DAY
1 - D1		44.670	23.409	1:44.360	83.93	9.872	15:48:51.561
2 - D1	30.579	42.977	22.775	1:36.331	90.93	1.843	15:50:27.892
3 - D1	29.806	42.776	22.825	1:35.407	91.81	0.919	15:52:03.299
4 - D1	30.087	<b>42.003</b>	22.642	1:34.732 (3)	92.46	0.244	15:53:38.031
5 - D1	29.892	42.059	<b>22.537</b>	<b>1:34.488 (1)</b>	<b>92.70</b>		<b>15:55:12.519</b>
6 - D1	<b>29.616</b>	<b>45.529</b>	<b>25.979</b>	<b>1:41.124</b>	86.62	6.636	<b>15:56:53.643</b>
7 - D1	<b>32.621</b>	<b>43.878</b>	<b>24.263</b>	<b>1:40.762</b>	86.93	6.274	<b>15:58:34.405</b>
8 - D1	<b>31.070</b>	<b>43.625</b>	<b>29.307</b>	<b>1:44.002</b>	84.22	9.514	<b>16:00:18.407</b>
9 - D1	<b>45.091</b>	<b>1:10.301</b>	28.232	2:23.624	60.99	49.136	16:02:42.031
10 - D1	29.956	42.409	22.779	1:35.144	92.06	0.656	16:04:17.175
11 - D1	30.008	43.332	22.823	1:36.163	91.09	1.675	16:05:53.338
12 - D1	30.164	42.789	22.732	1:35.685	91.54	1.197	16:07:29.023
13 - D1	29.942	42.340	22.684	1:34.966	92.24	0.478	16:09:03.989
14 - D1	29.958	42.019	22.585	1:34.562 (2)	92.63	0.074	16:10:38.551
15 - D1	29.982	42.126	22.766	1:34.874	92.33	0.386	16:12:13.425
16 - D1	30.248	42.604	22.797	1:35.649	91.58	1.161	16:13:49.074
17 - D1	30.051	42.325	23.069	1:35.445	91.77	0.957	16:15:24.519

P24 50 GT3		Drivetac powered by Track Focused		Mercedes AMG GT3			
IDEAL LAP TIME : 1:26.667		BEST LAP TIME : 1:26.671		DIFFERENCE : 0.004			
James WALLIS		Sam MAHER-LOGHAN (PS)					
LAP	SECTOR 1	SECTOR 2	SECTOR 3	LAP TIME	MPH	DIFF	TIME OF DAY
1 - D1		39.166	20.989	1:30.007	97.32	3.336	15:48:37.208
2 - D1	27.819	38.568	20.762	1:27.149 (2)	100.51	0.478	15:50:04.357
3 - D1	<b>27.510</b>	38.868	20.827	1:27.205 (3)	100.45	0.534	15:51:31.562
4 - D1	27.572	39.104	20.902	1:27.578	100.02	0.907	15:52:59.140
5 - D1	27.514	<b>38.456</b>	<b>20.701</b>	<b>1:26.671 (1)</b>	<b>101.07</b>		<b>15:54:25.811</b>

GT Cup Championship

RACE 6 - BEST SECTORS

SECTOR 1				SECTOR 2				SECTOR 3				IDEAL / BEST COMPARISON			
POS	NO	NAME	TIME	NO	NAME	TIME	NO	NAME	TIME	POS	NO	NAME	IDEAL	BEST	DIFF
												PERFECT LAP	1:23.979		
1	28	Kendall Developments	26.676	13	Race Lab	37.351	28	Kendall Developments	19.952	1	28	Kendall Developments	1:24.209	1:24.407	0.198
2	32	Cook Racing	26.773	77	Enduro Motorsport	37.417	32	Cook Racing	20.156	2	13	Race Lab	1:24.464	1:24.537	0.073
3	13	Race Lab	26.834	28	Kendall Developments	37.581	77	Enduro Motorsport	20.193	3	77	Enduro Motorsport	1:24.556	1:24.660	0.104
4	77	Enduro Motorsport	26.946	7	National Motorsport Academy	37.778	13	Race Lab	20.279	4	32	Cook Racing	1:24.740	1:24.743	0.003
5	67	Orange Racing powered by JMH	26.947	32	Cook Racing	37.811	67	Orange Racing powered by JMH	20.328	5	67	Orange Racing powered by JMH	1:25.236	1:25.441	0.205
6	33	G-Cat Racing	27.091	67	Orange Racing powered by JMH	37.961	7	National Motorsport Academy	20.372	6	7	National Motorsport Academy	1:25.293	1:25.707	0.414
7	7	National Motorsport Academy	27.143	50	Drivetac powered by Track Focused	38.456	33	G-Cat Racing	20.528	7	33	G-Cat Racing	1:26.219	1:26.445	0.226
8	24	Greystone GT	27.495	24	Greystone GT	38.554	5	CTR Developments	20.626	8	50	Drivetac powered by Track Focused	1:26.667	1:26.671	0.004
9	50	Drivetac powered by Track Focused	27.510	33	G-Cat Racing	38.600	50	Drivetac powered by Track Focused	20.701	9	24	Greystone GT	1:26.831	1:26.982	0.151
10	5	CTR Developments	27.925	5	CTR Developments	38.879	24	Greystone GT	20.782	10	5	CTR Developments	1:27.430	1:27.487	0.057
11	11	Blackthorn	28.055	2	Topcats Racing	39.515	2	Topcats Racing	21.193	11	2	Topcats Racing	1:28.837	1:29.140	0.303
12	2	Topcats Racing	28.129	11	Blackthorn	39.843	11	Blackthorn	21.298	12	11	Blackthorn	1:29.196	1:29.368	0.172
13	999	Orange Racing powered by JMH	28.676	62	Woodrow Motorsport	40.337	62	Woodrow Motorsport	21.397	13	62	Woodrow Motorsport	1:30.620	1:30.986	0.366
14	62	Woodrow Motorsport	28.886	82	Feathers Motorsport	40.665	999	Orange Racing powered by JMH	21.523	14	999	Orange Racing powered by JMH	1:31.271	1:31.415	0.144
15	82	Feathers Motorsport	28.920	999	Orange Racing powered by JMH	41.072	82	Feathers Motorsport	21.918	15	82	Feathers Motorsport	1:31.503	1:31.784	0.281
16	72	Woodrow Motorsport	29.003	42	Ram Racing	41.148	75	Parker Racing	22.231	16	42	Ram Racing	1:32.724	1:33.113	0.389
17	78	Paddock Motorsport	29.251	78	Paddock Motorsport	41.470	42	Ram Racing	22.275	17	72	Woodrow Motorsport	1:33.063	1:33.099	0.036
18	69	Make Happen Racing	29.270	14	Greystone GT	41.556	69	Make Happen Racing	22.279	18	78	Paddock Motorsport	1:33.107	1:33.218	0.111
19	14	Greystone GT	29.288	69	Make Happen Racing	41.625	72	Woodrow Motorsport	22.307	19	69	Make Happen Racing	1:33.174	1:33.425	0.251
20	42	Ram Racing	29.301	72	Woodrow Motorsport	41.753	78	Paddock Motorsport	22.386	20	14	Greystone GT	1:33.237	1:33.622	0.385
21	96	Make Happen Racing	29.616	91	24-7 Motorsport	41.884	14	Greystone GT	22.393	21	96	Make Happen Racing	1:34.156	1:34.488	0.332
22	91	24-7 Motorsport	29.738	96	Make Happen Racing	42.003	96	Make Happen Racing	22.537	22	91	24-7 Motorsport	1:34.179	1:34.271	0.092
23	12	Inari Motorsports	30.128	75	Parker Racing	42.107	91	24-7 Motorsport	22.557	23	75	Parker Racing	1:34.468	1:34.571	0.103
24	75	Parker Racing	30.130	12	Inari Motorsports	42.943	12	Inari Motorsports	22.792	24	12	Inari Motorsports	1:35.863	1:36.024	0.161

## GT Cup Championship

### RACE 6 - PIT STOP ANALYSIS

P1 7 National Motorsport Academy				
STOP	IN TIME	STOP TIME	TOTAL TIME	OUT TIME
1 -	16:15:44.922	1:27.798	1:27.798	16:17:12.720

P2 67 Orange Racing powered by JMH				
STOP	IN TIME	STOP TIME	TOTAL TIME	OUT TIME
1 -	16:12:40.649	1:41.777	1:41.777	16:14:22.426

P3 32 Cook Racing				
STOP	IN TIME	STOP TIME	TOTAL TIME	OUT TIME
1 -	16:11:20.338	1:43.725	1:43.725	16:13:04.063

P4 77 Enduro Motorsport				
STOP	IN TIME	STOP TIME	TOTAL TIME	OUT TIME
1 -	16:12:41.861	2:00.586	2:00.586	16:14:42.447

P5 33 G-Cat Racing				
STOP	IN TIME	STOP TIME	TOTAL TIME	OUT TIME
1 -	16:11:40.199	1:44.614	1:44.614	16:13:24.813

P6 13 Race Lab				
STOP	IN TIME	STOP TIME	TOTAL TIME	OUT TIME
1 -	16:13:40.301	1:45.597	1:45.597	16:15:25.898

P7 11 Blackthorn				
STOP	IN TIME	STOP TIME	TOTAL TIME	OUT TIME
1 -	16:13:12.639	1:20.381	1:20.381	16:14:33.020

P8 5 CTR Developments				
STOP	IN TIME	STOP TIME	TOTAL TIME	OUT TIME
1 -	16:12:55.410	1:41.412	1:41.412	16:14:36.822

P9 24 Greystone GT				
STOP	IN TIME	STOP TIME	TOTAL TIME	OUT TIME
1 -	16:12:09.715	2:09.764	2:09.764	16:14:19.479

P10 62 Woodrow Motorsport				
STOP	IN TIME	STOP TIME	TOTAL TIME	OUT TIME
1 -	16:12:05.148	1:44.671	1:44.671	16:13:49.819

P11 999 Orange Racing powered by JMH				
STOP	IN TIME	STOP TIME	TOTAL TIME	OUT TIME
1 -	16:15:12.887	1:34.147	1:34.147	16:16:47.034

P12 42 Ram Racing				
STOP	IN TIME	STOP TIME	TOTAL TIME	OUT TIME
1 -	16:16:46.706	1:46.369	1:46.369	16:18:33.075

P13 69 Make Happen Racing				
STOP	IN TIME	STOP TIME	TOTAL TIME	OUT TIME
1 -	16:21:26.281	1:31.028	1:31.028	16:22:57.309

P14 72 Woodrow Motorsport				
STOP	IN TIME	STOP TIME	TOTAL TIME	OUT TIME
1 -	16:15:17.555	1:36.732	1:36.732	16:16:54.287

P15 82 Feathers Motorsport				
STOP	IN TIME	STOP TIME	TOTAL TIME	OUT TIME
1 -	16:17:00.665	2:02.046	2:02.046	16:19:02.711

P16 14 Greystone GT				
STOP	IN TIME	STOP TIME	TOTAL TIME	OUT TIME
1 -	16:17:05.534	1:48.502	1:48.502	16:18:54.036

P17 78 Paddock Motorsport				
STOP	IN TIME	STOP TIME	TOTAL TIME	OUT TIME
1 -	16:17:03.185	2:01.640	2:01.640	16:19:04.825

P18 91 24-7 Motorsport				
STOP	IN TIME	STOP TIME	TOTAL TIME	OUT TIME
1 -	16:18:00.651	1:43.212	1:43.212	16:19:43.863

P19 12 Inari Motorsports				
STOP	IN TIME	STOP TIME	TOTAL TIME	OUT TIME
1 -	16:17:48.551	1:56.933	1:56.933	16:19:45.484

P20 2 Topcats Racing				
STOP	IN TIME	STOP TIME	TOTAL TIME	OUT TIME
1 -	16:11:44.922	1:45.279	1:45.279	16:13:30.201

P21 75 Parker Racing				
STOP	IN TIME	STOP TIME	TOTAL TIME	OUT TIME
1 -	16:12:26.284	1:38.816	1:38.816	16:14:05.100

P22 28 Kendall Developments				
STOP	IN TIME	STOP TIME	TOTAL TIME	OUT TIME
1 -	16:11:29.434	2:04.716	2:04.716	16:13:34.150
2 -	16:25:58.589			

P23 96 Make Happen Racing				
STOP	IN TIME	STOP TIME	TOTAL TIME	OUT TIME
1 -	16:17:04.407			

GT Cup Championship

RACE 6 - STATISTICS

Competitors Started	24
Planned Start	2023-04-29 @ 15:40:00.000
Actual Start	2023-04-29 @ 15:47:07.200
Finish Time	2023-04-29 @ 16:37:25.807
Track Length	2.4332mi.
Total Laps	690
Total Distance Covered	1678.9698mi.

Session Fastest Lap History

NO	CL	NAME	LAP TIME	TIME OF DAY	LAP	VEHICLE
50	GT3	Drivetac powered by Track Focused	1:30.007	15:48:37.226	1	Mercedes AMG GT3
50	GT3	Drivetac powered by Track Focused	1:27.149	15:50:04.376	2	Mercedes AMG GT3
67	GT3	Orange Racing powered by JMH	1:26.911	15:51:33.315	3	Mclaren 720S GT3
67	GT3	Orange Racing powered by JMH	1:26.497	15:52:59.812	4	Mclaren 720S GT3
77	GT3	Enduro Motorsport	1:26.488	15:53:00.805	4	Mclaren 720S GT3
77	GT3	Enduro Motorsport	1:26.238	16:05:27.166	11	Mclaren 720S GT3
67	GT3	Orange Racing powered by JMH	1:25.991	16:08:19.248	13	Mclaren 720S GT3
28	GTO	Kendall Developments	1:25.469	16:16:31.216	17	Brabham BT62
28	GTO	Kendall Developments	1:24.548	16:17:55.764	18	Brabham BT62
28	GTO	Kendall Developments	1:24.407	16:20:45.013	20	Brabham BT62

Session Leader History

NO	CL	NAME	FROM LAP	LAPS LED	DISTANCE	VEHICLE
50	GT3	Drivetac powered by Track Focused	1	5	12.16 miles	Mercedes AMG GT3
67	GT3	Orange Racing powered by JMH	6	10	24.33 miles	Mclaren 720S GT3
7	GTO	National Motorsport Acdemy	16	2	4.86 miles	Mosler MT900
69	GTH	Make Happen Racing	18	3	7.29 miles	Mercedes AMG GT4
7	GTO	National Motorsport Acdemy	21	12	29.19 miles	Mosler MT900

Flag History

TYPE	TIME OF DAY
GREEN	15:47:07.200
SAFETY	15:55:48.825
GREEN	16:02:31.375
FINISH	16:37:25.807

Flag Statistics

TYPE	COUNT	TOTAL LAPS	TOTAL TIME
Green	2	29	45:41.052
Red	0	0	0.000
Safety Car	1	3	6:42.550
FCY	0	0	0.000

# GT Cup Championship

## RACE 6 - STATISTICS

CLASS : GTC

5 Starters

### Fastest Lap History

NO	NAME	LAP TIME	TIME OF DAY	LAP	VEHICLE
2	Topcats Racing	1:38.609	15:48:45.828	1	Lamborghini Super Trofeo
62	Woodrow Motorsport	1:35.422	15:50:24.563	2	Lamborghini Super Trofeo
999	Orange Racing powered by JMH	1:35.126	15:50:25.615	2	Porsche 911 GT3 Cup
11	Blackthorn	1:33.919	15:50:25.652	2	Lamborghini Super Trofeo
11	Blackthorn	1:33.259	15:51:58.884	3	Lamborghini Super Trofeo
11	Blackthorn	1:31.146	15:53:30.032	4	Lamborghini Super Trofeo
11	Blackthorn	1:30.408	15:55:00.438	5	Lamborghini Super Trofeo
11	Blackthorn	1:29.680	16:08:40.761	13	Lamborghini Super Trofeo
2	Topcats Racing	1:29.546	16:16:36.037	15	Lamborghini Super Trofeo
11	Blackthorn	1:29.368	16:20:44.391	20	Lamborghini Super Trofeo
2	Topcats Racing	1:29.246	16:21:05.589	18	Lamborghini Super Trofeo
2	Topcats Racing	1:29.140	16:22:34.729	19	Lamborghini Super Trofeo

### Leader History

NO	NAME	FROM LAP	LAPS LED	DISTANCE	VEHICLE
2	Topcats Racing	1	1	2.43 miles	Lamborghini Super Trofeo
62	Woodrow Motorsport	2	2	4.86 miles	Lamborghini Super Trofeo
11	Blackthorn	4	12	29.19 miles	Lamborghini Super Trofeo
999	Orange Racing powered by JMH	16	1	2.43 miles	Porsche 911 GT3 Cup
11	Blackthorn	17	16	38.93 miles	Lamborghini Super Trofeo

## GT Cup Championship

### RACE 6 - STATISTICS

CLASS : GTO

4 Starters

#### Fastest Lap History

NO	NAME	LAP TIME	TIME OF DAY	LAP	VEHICLE
7	National Motorsport Academy	1:33.243	15:48:40.456	1	Mosler MT900
7	National Motorsport Academy	1:27.951	15:50:08.407	2	Mosler MT900
5	CTR Developments	1:27.487	16:05:31.879	11	Porsche 935
7	National Motorsport Academy	1:26.371	16:07:00.793	12	Mosler MT900
7	National Motorsport Academy	1:26.146	16:11:22.055	15	Mosler MT900
28	Kendall Developments	1:25.469	16:16:31.216	17	Brabham BT62
28	Kendall Developments	1:24.548	16:17:55.764	18	Brabham BT62
28	Kendall Developments	1:24.407	16:20:45.013	20	Brabham BT62

#### Leader History

NO	NAME	FROM LAP	LAPS LED	DISTANCE	VEHICLE
7	National Motorsport Academy	1	4	9.73 miles	Mosler MT900
5	CTR Developments	5	9	21.89 miles	Porsche 935
7	National Motorsport Academy	14	19	46.23 miles	Mosler MT900

## GT Cup Championship

### RACE 6 - STATISTICS

CLASS : GTH

8 Starters

#### Fastest Lap History

NO	NAME	LAP TIME	TIME OF DAY	LAP	VEHICLE
69	Make Happen Racing	1:40.509	15:48:47.724	1	Mercedes AMG GT4
69	Make Happen Racing	1:34.829	15:50:22.552	2	Mercedes AMG GT4
69	Make Happen Racing	1:34.122	15:51:56.676	3	Mercedes AMG GT4
69	Make Happen Racing	1:33.865	15:55:04.746	5	Mercedes AMG GT4
69	Make Happen Racing	1:33.425	16:05:46.844	11	Mercedes AMG GT4
82	Feathers Motorsport	1:32.879	16:22:11.790	20	Aston Martin GT4
82	Feathers Motorsport	1:31.942	16:23:43.732	21	Aston Martin GT4
82	Feathers Motorsport	1:31.842	16:31:26.186	26	Aston Martin GT4
82	Feathers Motorsport	1:31.784	16:32:57.970	27	Aston Martin GT4

#### Leader History

NO	NAME	FROM LAP	LAPS LED	DISTANCE	VEHICLE
69	Make Happen Racing	1	28	68.13 miles	Mercedes AMG GT4
42	Ram Racing	29	2	4.86 miles	Mercedes AMG GT4

# GT Cup Championship

## RACE 6 - STATISTICS

CLASS : GT3

7 Starters

### Fastest Lap History

NO	NAME	LAP TIME	TIME OF DAY	LAP	VEHICLE
50	Drivetac powered by Track Focused	1:30.007	15:48:37.226	1	Mercedes AMG GT3
50	Drivetac powered by Track Focused	1:27.149	15:50:04.376	2	Mercedes AMG GT3
67	Orange Racing powered by JMH	1:26.911	15:51:33.315	3	Mclaren 720S GT3
67	Orange Racing powered by JMH	1:26.497	15:52:59.812	4	Mclaren 720S GT3
77	Enduro Motorsport	1:26.488	15:53:00.805	4	Mclaren 720S GT3
77	Enduro Motorsport	1:26.238	16:05:27.166	11	Mclaren 720S GT3
67	Orange Racing powered by JMH	1:25.991	16:08:19.248	13	Mclaren 720S GT3
32	Cook Racing	1:25.886	16:17:25.967	18	Audi R8 GT3 EVO2
77	Enduro Motorsport	1:25.540	16:17:36.541	18	Mclaren 720S GT3
32	Cook Racing	1:25.332	16:18:51.294	19	Audi R8 GT3 EVO2
77	Enduro Motorsport	1:24.809	16:19:01.350	19	Mclaren 720S GT3
13	Race Lab	1:24.626	16:22:43.372	21	Mclaren 720S GT3 EVO
13	Race Lab	1:24.537	16:24:07.909	22	Mclaren 720S GT3 EVO

### Leader History

NO	NAME	FROM LAP	LAPS LED	DISTANCE	VEHICLE
50	Drivetac powered by Track Focused	1	5	12.16 miles	Mercedes AMG GT3
67	Orange Racing powered by JMH	6	27	65.69 miles	Mclaren 720S GT3



# GT Cup Championship

## SUNDAY PRACTICE - CLASSIFICATION

POS	NO	CL	PIC	TEAM / DRIVERS	CAR	TIME	ON	LAPS	GAP	DIFF	MPH
1	13	GT3	1	<b>Race Lab</b> Lucky KHERA / Euan HANKEY (P)	Mclaren 720S GT3 EVO	1:24.209	3	7			104.02
2	77	GT3	2	<b>Enduro Motorsport</b> Mogan TILLBROOK / Marcus CLUTTON (P)	Mclaren 720S GT3	1:25.862	5	7	1.653	1.653	102.02
3	50	GT3	3	<b>Drivetac powered by Track Focused</b> James WALLIS / Sam MAHER-LOGHAN (PS)	Mercedes AMG GT3	1:25.994	7	7	1.785	0.132	101.86
4	32	GT3	4	<b>Cook Racing</b> Sacha KAKAD / Hugo COOK (PS)	Audi R8 GT3 EVO2	1:26.366	7	7	2.157	0.372	101.42
5	67	GT3	5	<b>Orange Racing powered by JMH</b> Simon ORANGE / Tom ROCHE (PS)	Mclaren 720S GT3	1:27.024	6	8	2.815	0.658	100.66
6	33	GT3	6	<b>G-Cat Racing</b> Shamus JENNINGS / Greg CATON	Porsche 911 GTR GT3	1:27.370	4	7	3.161	0.346	100.26
7	7	GTO	1	<b>National Motorsport Academy</b> Morgan SHORT / Marcus SHORT	Mosler MT900	1:27.994	8	8	3.785	0.624	99.55
8	28	GTO	2	<b>Kendall Developments</b> Paul BAILEY / Ross WYLIE (P)	Mercedes AMG GT3	1:28.974	3	6	4.765	0.980	98.45
9	11	GTC	1	<b>Blackthorn</b> Gilbert YATES	Lamborghini Super Trofeo	1:29.268	6	7	5.059	0.294	98.12
10	999	GTC	2	<b>Orange Racing powered by JMH</b> Patrick COLLINS / Russ LINDSAY	Porsche 911 GT3 Cup	1:30.873	6	6	6.664	1.605	96.39
11	2	GTC	3	<b>Topcats Racing</b> Charlotte GILBERT / Warren GILBERT	Lamborghini Super Trofeo	1:30.873	6	6	6.664	0.000	96.39
12	24	GT3	7	<b>Greystone GT</b> Andre BORODIN / Ed PEAD (P)	Mclaren 720S GT3	1:31.047	7	8	6.838	0.174	96.21
13	82	GTH	1	<b>Feathers Motorsport</b> James GUESS / Tom CANNING (P)	Aston Martin GT4	1:31.265	4	7	7.056	0.218	95.98
14	5	GTO	3	<b>CTR Developments</b> Richard CHAMBERLAIN	Porsche 935	1:32.848	2	2	8.639	1.583	94.34
15	42	GTH	2	<b>Ram Racing</b> Gustavo XAVIER / Seb MORRIS (P)	Mercedes AMG GT4	1:33.277	5	5	9.068	0.429	93.91
16	14	GTH	3	<b>Greystone GT</b> Phillip CARTER / Michael BROADHURST (P)	Mclaren 570S GT4	1:33.896	7	8	9.687	0.619	93.29
17	72	GTO	4	<b>Woodrow Motorsport</b> Chris MURPHY	BMW M3 GTR	1:34.068	7	7	9.859	0.172	93.12
18	96	GTH	4	<b>Make Happen Racing</b> Jon CURRIE / Phil KEEN (P)	Mercedes AMG GT4	1:34.380	6	7	10.171	0.312	92.81
19	69	GTH	5	<b>Make Happen Racing</b> Stephen WALTON / Chris HART	Mercedes AMG GT4	1:35.016	7	8	10.807	0.636	92.19
20	78	GTH	6	<b>Paddock Motorsport</b> Tim DOCKER / Jordan ALBERT (P)	Mclaren 570S GT4	1:35.879	5	6	11.670	0.863	91.36
21	75	GTC	4	<b>Parker Racing</b> Keith BUSH	Porsche 911 GT3 Cup	1:36.210	8	8	12.001	0.331	91.04
22	62	GTC	5	<b>Woodrow Motorsport</b> Matthew EVANS / Kevin CLARKE	Lamborghini Super Trofeo	1:38.469	7	7	14.260	2.259	88.96
23	91	GTH	7	<b>24-7 Motorsport</b> David FRANKLAND / Ed BRIDLE (PS)	Mercedes AMG GT4	1:42.125	6	6	17.916	3.656	85.77

Weather / Track : Sunny / Dry

These results are provisional until the conclusion of any judicial and technical matters.

Brands Hatch GP: 2.4332 miles

Date: 30/04/2023 Start: 10:00 Finish: 10:12

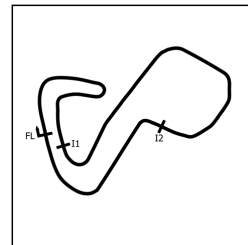
Clerk Of Course : Simon Gnana-Pragasam

Stewards :

Timekeeper : Nick Palmer

# GT Cup Championship

## SUNDAY PRACTICE - SECTOR ANALYSIS



SECTOR 1 = FL to I1, SECTOR 2 = I1 to I2, SECTOR 3 = I2 to FL, DIFF = Difference To Personal Best Lap, P = Crossed Finish Line in Pit Lane, D = Time Disallowed

P1 13 GT3		Race Lab		Mclaren 720S GT3 EVO			
IDEAL LAP TIME : 1:24.062		BEST LAP TIME : 1:24.209		DIFFERENCE : 0.147			
Lucky KHERA		Euan HANKEY (P)					
LAP	SECTOR 1	SECTOR 2	SECTOR 3	LAP TIME	MPH	DIFF	TIME OF DAY
1 - D1	OUTLAP	38.673	20.635	1:33.792	93.39	9.583	10:01:52.683
2 - D1	26.850	37.294	20.173	1:24.317 (2)	103.89	0.108	10:03:17.000
3 - D1	26.761	37.128	20.320	1:24.209 (1)	104.02		10:04:41.209
4 - D1	27.905	40.013	IN PIT	3:08.093 P	46.57	1:43.884	10:07:49.302
5 - D1	OUTLAP	38.916	20.774	1:31.557	95.67	7.348	10:09:20.859
6 - D1	27.637	38.935	20.668	1:27.240	100.41	3.031	10:10:48.099
7 - D1	27.478	38.542	20.825	1:26.845 (3)	100.86	2.636	10:12:14.944

P2 77 GT3		Enduro Motorsport		Mclaren 720S GT3			
IDEAL LAP TIME : 1:25.838		BEST LAP TIME : 1:25.862		DIFFERENCE : 0.024			
Mogan TILLBROOK		Marcus CLUTTON (P)					
LAP	SECTOR 1	SECTOR 2	SECTOR 3	LAP TIME	MPH	DIFF	TIME OF DAY
1 - D1	OUTLAP	45.018	22.074	1:39.296	88.21	13.434	10:02:58.034
2 - D1	28.012	39.113	21.589	1:28.714	98.74	2.852	10:04:26.748
3 - D1	29.408	39.699	20.738	1:29.845	97.49	3.983	10:05:56.593
4 - D1	27.862	39.116	20.504	1:27.482 (2)	100.13	1.620	10:07:24.075
5 - D1	27.351	38.123	20.388	1:25.862 (1)	102.02		10:08:49.937
6 - D1	27.327	40.154	21.420	1:28.901	98.53	3.039	10:10:18.838
7 - D1	28.741	39.313	20.642	1:28.696 (3)	98.76	2.834	10:11:47.534

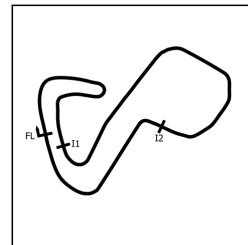
P3 50 GT3		Drivetac powered by Track Focused		Mercedes AMG GT3			
IDEAL LAP TIME : 1:25.312		BEST LAP TIME : 1:25.994		DIFFERENCE : 0.682			
James WALLIS		Sam MAHER-LOGHAN (PS)					
LAP	SECTOR 1	SECTOR 2	SECTOR 3	LAP TIME	MPH	DIFF	TIME OF DAY
1 - D2	OUTLAP	47.620	22.979	1:43.015	85.03	17.021	10:02:12.484
2 - D2	28.782	40.055	22.302	1:31.139	96.11	5.145	10:03:43.623
3 - D2	27.694	39.483	20.879	1:28.056 (3)	99.48	2.062	10:05:11.679
4 - D2	27.650	38.589	20.749	1:26.988 (2)	100.70	0.994	10:06:38.667
5 - D2	27.583	38.657	IN PIT	3:08.071 P	46.57	1:42.077	10:09:46.738
6 - D2	OUTLAP	38.687	20.328	1:30.320	96.98	4.326	10:11:17.058
7 - D2	27.317	37.667	21.010	1:25.994 (1)	101.86		10:12:43.052

P4 32 GT3		Cook Racing		Audi R8 GT3 EVO2			
IDEAL LAP TIME : 1:26.366		BEST LAP TIME : 1:26.366		DIFFERENCE : 0.000			
Sacha KAKAD		Hugo COOK (PS)					
LAP	SECTOR 1	SECTOR 2	SECTOR 3	LAP TIME	MPH	DIFF	TIME OF DAY
1 - D2	OUTLAP	44.185	23.170	1:40.780	86.92	14.414	10:02:13.535
2 - D2	29.029	40.934	22.231	1:32.194	95.01	5.828	10:03:45.729
3 - D2	29.075	40.000	21.512	1:30.587 (3)	96.70	4.221	10:05:16.316
4 - D2	28.333	39.725	IN PIT	3:25.426 P	42.64	1:59.060	10:08:41.742
5 - D2	OUTLAP	39.501	20.874	1:31.670	95.55	5.304	10:10:13.412
6 - D2	28.195	38.657	20.624	1:27.476 (2)	100.13	1.110	10:11:40.888
7 - D2	27.787	38.147	20.432	1:26.366 (1)	101.42		10:13:07.254

P5 67 GT3		Orange Racing powered by JMH		Mclaren 720S GT3			
IDEAL LAP TIME : 1:26.878		BEST LAP TIME : 1:27.024		DIFFERENCE : 0.146			
Simon ORANGE		Tom ROCHE (PS)					
LAP	SECTOR 1	SECTOR 2	SECTOR 3	LAP TIME	MPH	DIFF	TIME OF DAY
1 - D1	OUTLAP	39.675	23.042	1:36.493	90.78	9.469	10:02:23.901
2 - D1	28.480	39.999	21.084	1:29.563	97.80	2.539	10:03:53.464
3 - D1	27.630	41.867	21.758	1:31.255	95.99	4.231	10:05:24.719
4 - D1	27.658	39.083	21.026	1:27.767	99.80	0.743	10:06:52.486
5 - D1	27.573	39.236	20.951	1:27.760 (3)	99.81	0.736	10:08:20.246
6 - D1	27.512	38.799	20.713	1:27.024 (1)	100.66		10:09:47.270
7 - D1	28.224	38.813	20.567	1:27.604 (2)	99.99	0.580	10:11:14.874
8 - D1	27.604	38.825	21.486	1:27.915	99.63	0.891	10:12:42.789

# GT Cup Championship

## SUNDAY PRACTICE - SECTOR ANALYSIS



SECTOR 1 = FL to I1, SECTOR 2 = I1 to I2, SECTOR 3 = I2 to FL, DIFF = Difference To Personal Best Lap, P = Crossed Finish Line in Pit Lane, D = Time Disallowed

P6 33 GT3		G-Cat Racing		Porsche 911 GTR GT3			
IDEAL LAP TIME : 1:25.783		BEST LAP TIME : 1:27.370		DIFFERENCE : 1.587			
Shamus JENNINGS		Greg CATON					
LAP	SECTOR 1	SECTOR 2	SECTOR 3	LAP TIME	MPH	DIFF	TIME OF DAY
1 - D2	OUTLAP	44.020	23.440	1:41.499	86.30	14.129	10:02:17.778
2 - D2	28.078	40.293	20.998	1:29.369 (2)	98.01	1.999	10:03:47.147
3 - D2	30.300	42.968	21.624	1:34.892	92.31	7.522	10:05:22.039
4 - D2	27.321	39.311	20.738	1:27.370 (1)	100.26		10:06:49.409
5 - D2	26.955	38.090	IN PIT	3:22.518 P	43.25	1:55.148	10:10:11.927
6 - D1	OUTLAP	42.210	22.119	1:40.823	86.88	13.453	10:11:52.750
7 - D1	29.022	41.253	21.765	1:32.040 (3)	95.17	4.670	10:13:24.790

P7 7 GTO National Motorsport Academy			Mosler MT900				
IDEAL LAP TIME : 1:27.413		BEST LAP TIME : 1:27.994		DIFFERENCE : 0.581			
Morgan SHORT		Marcus SHORT					
LAP	SECTOR 1	SECTOR 2	SECTOR 3	LAP TIME	MPH	DIFF	TIME OF DAY
1 - D1	OUTLAP	45.840	22.864	1:45.727	82.85	17.733	10:02:39.505
2 - D1	29.641	43.192	21.784	1:34.617	92.58	6.623	10:04:14.122
3 - D1	28.574	42.757	21.502	1:32.833	94.36	4.839	10:05:46.955
4 - D1	28.350	40.508	21.423	1:30.281	97.02	2.287	10:07:17.236
5 - D1	27.779	39.672	21.083	1:28.534 (2)	98.94	0.540	10:08:45.770
6 - D1	28.122	40.417	20.827	1:29.366 (3)	98.02	1.372	10:10:15.136
7 - D1	29.965	40.851	21.066	1:31.882	95.33	3.888	10:11:47.018
8 - D1	28.098	38.807	21.089	1:27.994 (1)	99.55		10:13:15.012

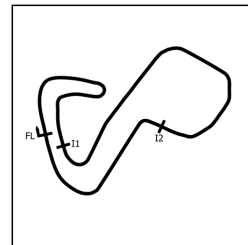
P8 28 GTO Kendall Developments			Mercedes AMG GT3				
IDEAL LAP TIME : 1:28.896		BEST LAP TIME : 1:28.974		DIFFERENCE : 0.078			
Paul BAILEY		Ross WYLIE (P)					
LAP	SECTOR 1	SECTOR 2	SECTOR 3	LAP TIME	MPH	DIFF	TIME OF DAY
1 - D1	OUTLAP	42.236	22.264	1:40.077	87.53	11.103	10:02:34.914
2 - D1	28.978	40.188	21.877	1:31.043 (2)	96.21	2.069	10:04:05.957
3 - D1	28.201	39.623	21.150	1:28.974 (1)	98.45		10:05:34.931
4 - D1	28.128	39.618	IN PIT	3:18.551 P	44.11	1:49.577	10:08:53.482
5 - D1	OUTLAP	42.150	22.511	1:38.328	89.08	9.354	10:10:31.810
6 - D1	29.273	41.056	21.747	1:32.076 (3)	95.13	3.102	10:12:03.886

P9 11 GTC Blackthorn			Lamborghini Super Trofeo				
IDEAL LAP TIME : 1:29.025		BEST LAP TIME : 1:29.268		DIFFERENCE : 0.243			
Gilbert YATES							
LAP	SECTOR 1	SECTOR 2	SECTOR 3	LAP TIME	MPH	DIFF	TIME OF DAY
1 - D1	OUTLAP	52.178	24.218	1:54.641	76.41	25.373	10:03:03.044
2 - D1	31.476	42.481	22.283	1:36.240	91.02	6.972	10:04:39.284
3 - D1	29.617	41.992	22.721	1:34.330	92.86	5.062	10:06:13.614
4 - D1	28.468	40.116	21.584	1:30.168 (3)	97.15	0.900	10:07:43.782
5 - D1	28.295	39.832	22.000	1:30.127 (2)	97.19	0.859	10:09:13.909
6 - D1	28.006	40.075	21.187	1:29.268 (1)	98.12		10:10:43.177
7 - D1	28.989	40.230	22.252	1:31.471	95.76	2.203	10:12:14.648

P10 999 GTC		Orange Racing powered by JMH		Porsche 911 GT3 Cup			
IDEAL LAP TIME : 1:30.873		BEST LAP TIME : 1:30.873		DIFFERENCE : 0.000			
Patrick COLLINS		Russ LINDSAY					
LAP	SECTOR 1	SECTOR 2	SECTOR 3	LAP TIME	MPH	DIFF	TIME OF DAY
1 - D1	OUTLAP	44.532	25.574	1:46.673	82.11	15.800	10:02:24.442
2 - D1	30.211	41.821	21.796	1:33.828	93.36	2.955	10:03:58.270
3 - D1	29.546	41.091	21.816	1:32.453 (2)	94.74	1.580	10:05:30.723
4 - D1	29.205	41.301	22.962	1:33.468	93.72	2.595	10:07:04.191
5 - D1	29.307	41.535	21.877	1:32.719 (3)	94.47	1.846	10:08:36.910
6 - D1	28.918	40.662	21.293	1:30.873 (1)	96.39		10:10:07.783

# GT Cup Championship

## SUNDAY PRACTICE - SECTOR ANALYSIS



SECTOR 1 = FL to I1, SECTOR 2 = I1 to I2, SECTOR 3 = I2 to FL, DIFF = Difference To Personal Best Lap, P = Crossed Finish Line in Pit Lane, D = Time Disallowed

<b>P11</b>	<b>2 GTC</b>	<b>Topcats Racing</b>	<b>Lamborghini Super Trofeo</b>				
IDEAL LAP TIME : 1:29.786		BEST LAP TIME : 1:30.873		DIFFERENCE : 1.087			
Charlotte GILBERT		Warren GILBERT					
LAP	SECTOR 1	SECTOR 2	SECTOR 3	LAP TIME	MPH	DIFF	TIME OF DAY
1 - D1	OUTLAP	48.968	22.742	1:47.236	81.68	16.363	10:02:59.452
2 - D1	30.119	41.528	22.829	1:34.476	92.72	3.603	10:04:33.928
3 - D1	29.310	41.762	22.769	1:33.841	93.34	2.968	10:06:07.769
4 - D1	29.688	40.874	22.340	1:32.902 (2)	94.29	2.029	10:07:40.671
5 - D1	29.099	41.331	23.306	1:33.736 (3)	93.45	2.863	10:09:14.407
6 - D1	29.111	40.305	21.457	1:30.873 (1)	96.39		10:10:45.280

<b>P12</b>	<b>24 GT3</b>	<b>Greystone GT</b>	<b>Mclaren 720S GT3</b>				
IDEAL LAP TIME : 1:31.031		BEST LAP TIME : 1:31.047		DIFFERENCE : 0.016			
Andre BORODIN		Ed PEAD (P)					
LAP	SECTOR 1	SECTOR 2	SECTOR 3	LAP TIME	MPH	DIFF	TIME OF DAY
1 - D1	OUTLAP	45.371	23.892	1:51.411	78.62	20.364	10:02:03.945
2 - D1	32.891	44.992	24.309	1:42.192	85.71	11.145	10:03:46.137
3 - D1	32.626	45.038	22.886	1:40.550	87.11	9.503	10:05:26.687
4 - D1	30.992	43.034	22.994	1:37.020	90.28	5.973	10:07:03.707
5 - D1	29.299	41.555	22.963	1:33.817 (3)	93.37	2.770	10:08:37.524
6 - D1	29.355	40.879	21.830	1:32.064 (2)	95.14	1.017	10:10:09.588
7 - D1	28.722	40.479	21.846	1:31.047 (1)	96.21		10:11:40.635
8 - D1	29.328	42.897	23.663	1:35.888	91.35	4.841	10:13:16.523

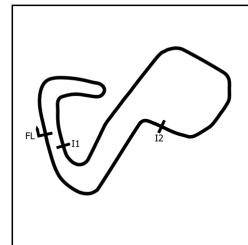
<b>P13</b>	<b>82 GTH</b>	<b>Feathers Motorsport</b>	<b>Aston Martin GT4</b>				
IDEAL LAP TIME : 1:31.265		BEST LAP TIME : 1:31.265		DIFFERENCE : 0.000			
James GUESS		Tom CANNING (P)					
LAP	SECTOR 1	SECTOR 2	SECTOR 3	LAP TIME	MPH	DIFF	TIME OF DAY
1 - D1	OUTLAP	57.216	26.286	2:07.255	68.83	35.990	10:02:22.333
2 - D1	32.944	43.574	24.677	1:41.195	86.56	9.930	10:04:03.528
3 - D1	29.115	41.500	22.125	1:32.740 (2)	94.45	1.475	10:05:36.268
4 - D1	28.799	40.673	21.793	1:31.265 (1)	95.98		10:07:07.533
5 - D1	31.058	45.306	IN PIT	3:01.932 P	48.14	1:30.667	10:10:09.465
6 - D1	OUTLAP	43.727	22.829	1:41.841	86.01	10.576	10:11:51.306
7 - D1	29.646	43.119	22.569	1:35.334 (3)	91.88	4.069	10:13:26.640

<b>P14</b>	<b>5 GTO</b>	<b>CTR Developments</b>	<b>Porsche 935</b>				
IDEAL LAP TIME : 1:32.848		BEST LAP TIME : 1:32.848		DIFFERENCE : 0.000			
Richard CHAMBERLAIN							
LAP	SECTOR 1	SECTOR 2	SECTOR 3	LAP TIME	MPH	DIFF	TIME OF DAY
1 - D1	OUTLAP	47.843	22.492	1:46.394	82.33	13.546	10:02:11.680
2 - D1	30.254	40.716	21.878	1:32.848 (1)	94.34		10:03:44.528

<b>P15</b>	<b>42 GTH</b>	<b>Ram Racing</b>	<b>Mercedes AMG GT4</b>				
IDEAL LAP TIME : 1:33.277		BEST LAP TIME : 1:33.277		DIFFERENCE : 0.000			
Gustavo XAVIER		Seb MORRIS (P)					
LAP	SECTOR 1	SECTOR 2	SECTOR 3	LAP TIME	MPH	DIFF	TIME OF DAY
1 - D2	OUTLAP	54.366	25.592	1:56.995	74.87	23.718	10:02:20.216
2 - D2	30.981	44.237	IN PIT	3:20.100 P	43.77	1:46.823	10:05:40.316
3 - D2	OUTLAP	41.667	IN PIT	2:38.016 P	55.43	1:04.739	10:08:18.332
4 - D2	OUTLAP	42.894	22.448	1:37.684	89.67	4.407	10:09:56.016
5 - D2	29.640	41.376	22.261	1:33.277 (1)	93.91		10:11:29.293

# GT Cup Championship

## SUNDAY PRACTICE - SECTOR ANALYSIS



SECTOR 1 = FL to I1, SECTOR 2 = I1 to I2, SECTOR 3 = I2 to FL, DIFF = Difference To Personal Best Lap, P = Crossed Finish Line in Pit Lane, D = Time Disallowed

P16 14 GTH Greystone GT		Mclaren 570S GT4					
IDEAL LAP TIME : 1:33.736		BEST LAP TIME : 1:33.896		DIFFERENCE : 0.160			
Phillip CARTER		Michael BROADHURST (P)					
LAP	SECTOR 1	SECTOR 2	SECTOR 3	LAP TIME	MPH	DIFF	TIME OF DAY
1 - D1	OUTLAP	50.489	26.127	1:56.792	75.00	22.896	10:02:14.919
2 - D1	30.406	42.716	22.766	1:35.888	91.35	1.992	10:03:50.807
3 - D1	30.180	46.623	25.395	1:42.198	85.71	8.302	10:05:33.005
4 - D1	29.521	42.127	22.629	1:34.277 (2)	92.91	0.381	10:07:07.282
5 - D1	29.633	42.439	22.933	1:35.005 (3)	92.20	1.109	10:08:42.287
6 - D1	30.782	45.065	26.607	1:42.454	85.50	8.558	10:10:24.741
7 - D1	29.681	41.707	22.508	1:33.896 (1)	93.29		10:11:58.637
8 - D1	30.815	42.768	25.720	1:39.303	88.21	5.407	10:13:37.940

P17 72 GTO Woodrow Motorsport		BMW M3 GTR					
IDEAL LAP TIME : 1:34.068		BEST LAP TIME : 1:34.068		DIFFERENCE : 0.000			
Chris MURPHY							
LAP	SECTOR 1	SECTOR 2	SECTOR 3	LAP TIME	MPH	DIFF	TIME OF DAY
1 - D1	OUTLAP	53.512	25.704	1:59.999	72.99	25.931	10:02:45.989
2 - D1	32.276	44.661	26.474	1:43.411	84.70	9.343	10:04:29.400
3 - D1	31.398	43.384	23.148	1:37.930	89.45	3.862	10:06:07.330
4 - D1	31.119	42.498	23.367	1:36.984 (3)	90.32	2.916	10:07:44.314
5 - D1	29.890	42.332	22.579	1:34.801 (2)	92.40	0.733	10:09:19.115
6 - D1	29.470	44.863	23.167	1:37.500	89.84	3.432	10:10:56.615
7 - D1	29.424	42.196	22.448	1:34.068 (1)	93.12		10:12:30.683

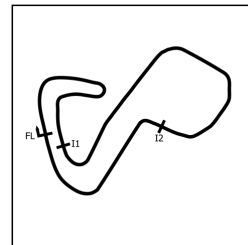
P18 96 GTH Make Happen Racing		Mercedes AMG GT4					
IDEAL LAP TIME : 1:34.380		BEST LAP TIME : 1:34.380		DIFFERENCE : 0.000			
Jon CURRIE		Phil KEEN (P)					
LAP	SECTOR 1	SECTOR 2	SECTOR 3	LAP TIME	MPH	DIFF	TIME OF DAY
1 - D1	OUTLAP	45.311	23.330	1:43.805	84.38	9.425	10:02:43.072
2 - D1	29.990	42.724	23.397	1:36.111	91.14	1.731	10:04:19.183
3 - D1	29.907	42.535	22.758	1:35.200 (3)	92.01	0.820	10:05:54.383
4 - D1	30.011	43.479	22.899	1:36.389	90.88	2.009	10:07:30.772
5 - D1	29.742	42.141	22.812	1:34.695 (2)	92.50	0.315	10:09:05.467
6 - D1	29.729	42.080	22.571	1:34.380 (1)	92.81		10:10:39.847
7 - D1	29.813	42.167	23.322	1:35.302	91.91	0.922	10:12:15.149

P19 69 GTH Make Happen Racing		Mercedes AMG GT4					
IDEAL LAP TIME : 1:35.016		BEST LAP TIME : 1:35.016		DIFFERENCE : 0.000			
Stephen WALTON		Chris HART					
LAP	SECTOR 1	SECTOR 2	SECTOR 3	LAP TIME	MPH	DIFF	TIME OF DAY
1 - D1	OUTLAP	44.095	23.153	1:43.692	84.47	8.676	10:02:04.150
2 - D1	30.615	42.814	22.864	1:36.293	90.97	1.277	10:03:40.443
3 - D1	30.107	42.780	23.119	1:36.006	91.24	0.990	10:05:16.449
4 - D1	29.804	43.344	23.022	1:36.170	91.08	1.154	10:06:52.619
5 - D1	30.284	42.908	22.926	1:36.118	91.13	1.102	10:08:28.737
6 - D1	29.694	42.766	22.988	1:35.448 (2)	91.77	0.432	10:10:04.185
7 - D1	29.655	42.534	22.827	1:35.016 (1)	92.19		10:11:39.201
8 - D1	29.679	42.914	23.087	1:35.680 (3)	91.55	0.664	10:13:14.881

P20 78 GTH Paddock Motorsport		Mclaren 570S GT4					
IDEAL LAP TIME : 1:35.879		BEST LAP TIME : 1:35.879		DIFFERENCE : 0.000			
Tim DOCKER		Jordan ALBERT (P)					
LAP	SECTOR 1	SECTOR 2	SECTOR 3	LAP TIME	MPH	DIFF	TIME OF DAY
1 - D1	OUTLAP	48.537	24.708	1:51.471	78.58	15.592	10:02:48.022
2 - D1	32.084	45.128	24.546	1:41.758 (3)	86.08	5.879	10:04:29.780
3 - D1	33.804	49.520	24.432	1:47.756	81.29	11.877	10:06:17.536
4 - D1	31.085	43.856	23.344	1:38.285 (2)	89.12	2.406	10:07:55.821
5 - D1	29.938	43.083	22.858	1:35.879 (1)	91.36		10:09:31.700
6 - D1	48.180	43.880	23.158	1:55.218	76.02	19.339	10:11:26.918

# GT Cup Championship

## SUNDAY PRACTICE - SECTOR ANALYSIS



SECTOR 1 = FL to I1, SECTOR 2 = I1 to I2, SECTOR 3 = I2 to FL, DIFF = Difference To Personal Best Lap, P = Crossed Finish Line in Pit Lane, D = Time Disallowed

P21 75 GTC Parker Racing			Porsche 911 GT3 Cup				
IDEAL LAP TIME : 1:36.100		BEST LAP TIME : 1:36.210		DIFFERENCE : 0.110			
Keith BUSH							
LAP	SECTOR 1	SECTOR 2	SECTOR 3	LAP TIME	MPH	DIFF	TIME OF DAY
1 - D1	OUTLAP	47.499	24.163	1:53.605	77.10	17.395	10:02:03.169
2 - D1	33.228	44.025	24.133	1:41.386	86.40	5.176	10:03:44.555
3 - D1	32.607	45.480	23.630	1:41.717	86.11	5.507	10:05:26.272
4 - D1	31.156	42.890	24.302	1:38.348	89.06	2.138	10:07:04.620
5 - D1	31.548	42.608	22.705	1:36.861 (2)	90.43	0.651	10:08:41.481
6 - D1	31.028	44.848	23.541	1:39.417	88.11	3.207	10:10:20.898
7 - D1	30.833	43.309	23.003	1:37.145 (3)	90.17	0.935	10:11:58.043
8 - D1	30.834	42.717	22.659	1:36.210 (1)	91.04		10:13:34.253

P22 62 GTC		Woodrow Motorsport		Lamborghini Super Trofeo			
IDEAL LAP TIME : 1:38.469		BEST LAP TIME : 1:38.469		DIFFERENCE : 0.000			
Matthew EVANS		Kevin CLARKE					
LAP	SECTOR 1	SECTOR 2	SECTOR 3	LAP TIME	MPH	DIFF	TIME OF DAY
1 - D1	OUTLAP	58.151	30.717	2:17.216	63.83	38.747	10:02:24.574
2 - D1	37.158	52.704	27.311	1:57.173	74.75	18.704	10:04:21.747
3 - D1	34.664	51.602	26.916	1:53.182	77.39	14.713	10:06:14.929
4 - D1	34.378	48.884	24.878	1:48.140	81.00	9.671	10:08:03.069
5 - D1	31.682	45.331	24.116	1:41.129 (2)	86.62	2.660	10:09:44.198
6 - D1	32.981	44.566	23.666	1:41.213 (3)	86.54	2.744	10:11:25.411
7 - D1	31.191	43.873	23.405	1:38.469 (1)	88.96		10:13:03.880

P23 91 GTH 24-7 Motorsport			Mercedes AMG GT4				
IDEAL LAP TIME : 1:40.561		BEST LAP TIME : 1:42.125		DIFFERENCE : 1.564			
David FRANKLAND		Ed BRIDLE (PS)					
LAP	SECTOR 1	SECTOR 2	SECTOR 3	LAP TIME	MPH	DIFF	TIME OF DAY
1 - D1	OUTLAP	50.494	26.413	1:57.204	74.74	15.079	10:02:24.051
2 - D1	33.300	45.963	24.468	1:43.731	84.44	1.606	10:04:07.782
3 - D1	32.085	46.853	23.856	1:42.794	85.21	0.669	10:05:50.576
4 - D1	31.434	47.287	23.972	1:42.693 (3)	85.30	0.568	10:07:33.269
5 - D1	31.524	45.271	25.363	1:42.158 (2)	85.74	0.033	10:09:15.427
6 - D1	31.914	45.689	24.522	1:42.125 (1)	85.77		10:10:57.552

GT Cup Championship

SUNDAY PRACTICE - BEST SECTORS

SECTOR 1				SECTOR 2				SECTOR 3				IDEAL / BEST COMPARISON			
POS	NO	NAME	TIME	NO	NAME	TIME	NO	NAME	TIME	POS	NO	NAME	IDEAL	BEST	DIFF
1	13	Race Lab	26.761	13	Race Lab	37.128	13	Race Lab	20.173	1	13	Race Lab	1:24.062	1:24.209	0.147
2	33	G-Cat Racing	26.955	50	Drivetac powered by Track Focused	37.667	50	Drivetac powered by Track Focused	20.328	2	50	Drivetac powered by Track Focused	1:25.312	1:25.994	0.682
3	50	Drivetac powered by Track Focused	27.317	33	G-Cat Racing	38.090	77	Enduro Motorsport	20.388	3	33	G-Cat Racing	1:25.783	1:27.370	1.587
4	77	Enduro Motorsport	27.327	77	Enduro Motorsport	38.123	32	Cook Racing	20.432	4	77	Enduro Motorsport	1:25.838	1:25.862	0.024
5	67	Orange Racing powered by JMH	27.512	32	Cook Racing	38.147	67	Orange Racing powered by JMH	20.567	5	32	Cook Racing	1:26.366	1:26.366	0.000
6	7	National Motorsport Academy	27.779	67	Orange Racing powered by JMH	38.799	33	G-Cat Racing	20.738	6	67	Orange Racing powered by JMH	1:26.878	1:27.024	0.146
7	32	Cook Racing	27.787	7	National Motorsport Academy	38.807	7	National Motorsport Academy	20.827	7	7	National Motorsport Academy	1:27.413	1:27.994	0.581
8	11	Blackthorn	28.006	28	Kendall Developments	39.618	28	Kendall Developments	21.150	8	28	Kendall Developments	1:28.896	1:28.974	0.078
9	28	Kendall Developments	28.128	11	Blackthorn	39.832	11	Blackthorn	21.187	9	11	Blackthorn	1:29.025	1:29.268	0.243
10	2	Topcats Racing	28.324	2	Topcats Racing	40.005	999	Orange Racing powered by JMH	21.293	10	2	Topcats Racing	1:29.786	1:30.873	1.087
11	24	Greystone GT	28.722	24	Greystone GT	40.479	2	Topcats Racing	21.457	11	999	Orange Racing powered by JMH	1:30.873	1:30.873	0.000
12	82	Feathers Motorsport	28.799	999	Orange Racing powered by JMH	40.662	82	Feathers Motorsport	21.793	12	24	Greystone GT	1:31.031	1:31.047	0.016
13	999	Orange Racing powered by JMH	28.918	82	Feathers Motorsport	40.673	24	Greystone GT	21.830	13	82	Feathers Motorsport	1:31.265	1:31.265	0.000
14	72	Woodrow Motorsport	29.424	5	CTR Developments	40.716	5	CTR Developments	21.878	14	5	CTR Developments	1:32.848	1:32.848	0.000
15	14	Greystone GT	29.521	42	Ram Racing	41.376	42	Ram Racing	22.261	15	42	Ram Racing	1:33.277	1:33.277	0.000
16	42	Ram Racing	29.640	14	Greystone GT	41.707	72	Woodrow Motorsport	22.448	16	14	Greystone GT	1:33.736	1:33.896	0.160
17	69	Make Happen Racing	29.655	96	Make Happen Racing	42.080	14	Greystone GT	22.508	17	72	Woodrow Motorsport	1:34.068	1:34.068	0.000
18	96	Make Happen Racing	29.729	72	Woodrow Motorsport	42.196	96	Make Happen Racing	22.571	18	96	Make Happen Racing	1:34.380	1:34.380	0.000
19	78	Paddock Motorsport	29.938	69	Make Happen Racing	42.534	75	Parker Racing	22.659	19	69	Make Happen Racing	1:35.016	1:35.016	0.000
20	5	CTR Developments	30.254	75	Parker Racing	42.608	69	Make Happen Racing	22.827	20	78	Paddock Motorsport	1:35.879	1:35.879	0.000
21	75	Parker Racing	30.833	78	Paddock Motorsport	43.083	78	Paddock Motorsport	22.858	21	75	Parker Racing	1:36.100	1:36.210	0.110
22	62	Woodrow Motorsport	31.191	62	Woodrow Motorsport	43.873	62	Woodrow Motorsport	23.405	22	62	Woodrow Motorsport	1:38.469	1:38.469	0.000
23	91	24-7 Motorsport	31.434	91	24-7 Motorsport	45.271	91	24-7 Motorsport	23.856	23	91	24-7 Motorsport	1:40.561	1:42.125	1.564

## GT Cup Championship

### SUNDAY PRACTICE - PIT STOP ANALYSIS

P1 13 Race Lab				
STOP	IN TIME	STOP TIME	TOTAL TIME	OUT TIME

1 - 10:06:10.743 1:38.559 1:38.559 10:07:49.302

P2 77 Enduro Motorsport				
STOP	IN TIME	STOP TIME	TOTAL TIME	OUT TIME

1 - 10:13:19.202

P3 50 Drivetac powered by Track Focused				
STOP	IN TIME	STOP TIME	TOTAL TIME	OUT TIME

1 - 10:08:06.004 1:40.734 1:40.734 10:09:46.738

P4 32 Cook Racing				
STOP	IN TIME	STOP TIME	TOTAL TIME	OUT TIME

1 - 10:06:45.755 1:55.987 1:55.987 10:08:41.742

P6 33 G-Cat Racing				
STOP	IN TIME	STOP TIME	TOTAL TIME	OUT TIME

1 - 10:08:14.539 1:57.388 1:57.388 10:10:11.927

P8 28 Kendall Developments				
STOP	IN TIME	STOP TIME	TOTAL TIME	OUT TIME

1 - 10:07:04.223 1:49.259 1:49.259 10:08:53.482

P10 999 Orange Racing powered by JMH				
STOP	IN TIME	STOP TIME	TOTAL TIME	OUT TIME

1 - 10:11:55.873

P11 2 Topcats Racing				
STOP	IN TIME	STOP TIME	TOTAL TIME	OUT TIME

1 - 10:12:17.147

P13 82 Feathers Motorsport				
STOP	IN TIME	STOP TIME	TOTAL TIME	OUT TIME

1 - 10:08:48.675 1:20.790 1:20.790 10:10:09.465

P15 42 Ram Racing				
STOP	IN TIME	STOP TIME	TOTAL TIME	OUT TIME

1 - 10:04:00.147 1:40.169 1:40.169 10:05:40.316  
2 - 10:07:15.229 1:03.103 2:43.272 10:08:18.332  
3 - 10:13:09.191

P20 78 Paddock Motorsport				
STOP	IN TIME	STOP TIME	TOTAL TIME	OUT TIME

1 - 10:13:05.789

P23 91 24-7 Motorsport				
STOP	IN TIME	STOP TIME	TOTAL TIME	OUT TIME

1 - 10:12:43.523



## GT Cup Championship

### SUNDAY PRACTICE - STATISTICS

**Competitors Started** 23  
**Planned Start** 2023-04-30 @ 10:00:00.000  
**Actual Start** 2023-04-30 @ 10:00:02.399  
**Finish Time** 2023-04-30 @ 10:12:03.155  
**Track Length** 2.4332mi.  
**Total Laps** 155  
**Total Distance Covered** 377.1598mi.

#### Session Fastest Lap History

NO	CL	NAME	LAP TIME	TIME OF DAY	LAP	VEHICLE
13	GT3	Race Lab	1:24.317	10:03:17.009	2	McLaren 720S GT3 EVO
13	GT3	Race Lab	1:24.209	10:04:41.218	3	McLaren 720S GT3 EVO

#### Flag History

TYPE	TIME OF DAY
GREEN	10:00:02.399
FINISH	10:12:03.155

#### Flag Statistics

TYPE	COUNT	TOTAL LAPS	TOTAL TIME
Green	1	8	19:57.906
Red	0	0	0.000
Safety Car	0	0	0.000
FCY	0	0	0.000

# GT Cup Championship

## SUNDAY PRACTICE - STATISTICS

CLASS : GTC

5 Starters

### Fastest Lap History

NO	NAME	LAP TIME	TIME OF DAY	LAP	VEHICLE
75	Parker Racing	1:41.386	10:03:44.555	2	Porsche 911 GT3 Cup
999	Orange Racing powered by JMH	1:33.828	10:03:58.292	2	Porsche 911 GT3 Cup
999	Orange Racing powered by JMH	1:32.453	10:05:30.745	3	Porsche 911 GT3 Cup
11	Blackthorn	1:30.168	10:07:43.785	4	Lamborghini Super Trofeo
11	Blackthorn	1:30.127	10:09:13.912	5	Lamborghini Super Trofeo
11	Blackthorn	1:29.268	10:10:43.182	6	Lamborghini Super Trofeo

# GT Cup Championship

## SUNDAY PRACTICE - STATISTICS

**CLASS : GTO**

**4 Starters**

### Fastest Lap History

NO	NAME	LAP TIME	TIME OF DAY	LAP	VEHICLE
5	CTR Developments	1:32.848	10:03:44.542	2	Porsche 935
28	Kendall Developments	1:31.043	10:04:05.977	2	Mercedes AMG GT3
28	Kendall Developments	1:28.974	10:05:34.951	3	Mercedes AMG GT3
7	National Motorsport Academy	1:28.534	10:08:45.782	5	Mosler MT900
7	National Motorsport Academy	1:27.994	10:13:15.024	8	Mosler MT900

# GT Cup Championship

## SUNDAY PRACTICE - STATISTICS

CLASS : GTH

7 Starters

### Fastest Lap History

NO	NAME	LAP TIME	TIME OF DAY	LAP	VEHICLE
69	Make Happen Racing	1:36.293	10:03:40.457	2	Mercedes AMG GT4
14	Greystone GT	1:35.888	10:03:50.817	2	Mclaren 570S GT4
82	Feathers Motorsport	1:32.740	10:05:36.295	3	Aston Martin GT4
82	Feathers Motorsport	1:31.265	10:07:07.558	4	Aston Martin GT4

# GT Cup Championship

## SUNDAY PRACTICE - STATISTICS

CLASS : GT3

7 Starters

### Fastest Lap History

NO	NAME	LAP TIME	TIME OF DAY	LAP	VEHICLE
13	Race Lab	1:24.317	10:03:17.009	2	Mclaren 720S GT3 EVO
13	Race Lab	1:24.209	10:04:41.218	3	Mclaren 720S GT3 EVO

## GT Cup Championship

### SUNDAY QUALIFYING (GROUP 2) - CLASSIFICATION

POS	NO	TEAM / DRIVERS	CAR	TIME	ON	LAPS	GAP	DIFF	MPH
1	42	<b>Ram Racing</b> Gustavo XAVIER / Seb MORRIS (P)	Mercedes AMG GT4	<b>1:31.868</b>	7	7			95.35
2	69	<b>Make Happen Racing</b> Stephen WALTON / Chris HART	Mercedes AMG GT4	<b>1:32.031</b>	5	7	<b>0.163</b>	0.163	95.18
3	96	<b>Make Happen Racing</b> Jon CURRIE / Phil KEEN (P)	Mercedes AMG GT4	<b>1:32.530</b>	9	9	<b>0.662</b>	0.499	94.67
4	14	<b>Greystone GT</b> Phillip CARTER / Michael BROADHURST (P)	Mclaren 570S GT4	<b>1:32.680</b>	2	10	<b>0.812</b>	0.150	94.51
5	82	<b>Feathers Motorsport</b> James GUESS / Tom CANNING (P)	Aston Martin GT4	<b>1:32.824</b>	8	10	<b>0.956</b>	0.144	94.37
6	91	<b>24-7 Motorsport</b> David FRANKLAND / Ed BRIDLE (PS)	Mercedes AMG GT4	<b>1:32.984</b>	3	6	<b>1.116</b>	0.160	94.20
7	78	<b>Paddock Motorsport</b> Tim DOCKER / Jordan ALBERT (P)	Mclaren 570S GT4	<b>1:33.367</b>	7	7	<b>1.499</b>	0.383	93.82

Weather / Track : Sunny / Dry

These results are provisional until the conclusion of any judicial and technical matters.

Brands Hatch GP: 2.4332 miles

Date: 30/04/2023 Start: 10:20 Finish: 10:35

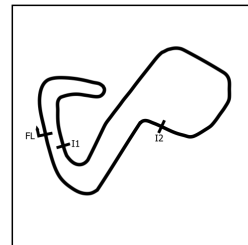
Clerk Of Course : Simon Gnana-Pragasam

Stewards :

Timekeeper : Nick Palmer

# GT Cup Championship

## SUNDAY QUALIFYING (GROUP 2) - SECTOR ANALYSIS



SECTOR 1 = FL to I1, SECTOR 2 = I1 to I2, SECTOR 3 = I2 to FL, DIFF = Difference To Personal Best Lap, P = Crossed Finish Line in Pit Lane, D = Time Disallowed

P1 42 GTH Ram Racing			Mercedes AMG GT4				
IDEAL LAP TIME : 1:31.757		BEST LAP TIME : 1:31.868		DIFFERENCE : 0.111			
Gustavo XAVIER		Seb MORRIS (P)					
LAP	SECTOR 1	SECTOR 2	SECTOR 3	LAP TIME	MPH	DIFF	TIME OF DAY
1 - D2	OUTLAP	42.616	22.629	1:39.664	87.89	7.796	10:24:15.362
2 - D2	29.109	41.398	22.163	1:32.670 (3)	94.52	0.802	10:25:48.032
3 - D2	39.342	45.334	23.049	1:47.725	81.31	15.857	10:27:35.757
4 - D2	30.023	41.859	22.126	1:34.008	93.18	2.140	10:29:09.765
5 - D2	28.909	41.062	21.943	1:31.914 (2)	95.30	0.046	10:30:41.679
6 - D2	31.894	42.978	22.715	1:37.587	89.76	5.719	10:32:19.266
7 - D2	29.020	40.953	21.895	1:31.868 (1)	95.35		10:33:51.134

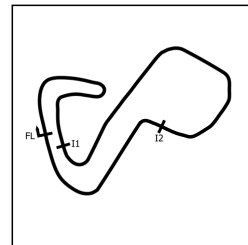
P2 69 GTH Make Happen Racing			Mercedes AMG GT4				
IDEAL LAP TIME : 1:32.002		BEST LAP TIME : 1:32.031		DIFFERENCE : 0.029			
Stephen WALTON		Chris HART					
LAP	SECTOR 1	SECTOR 2	SECTOR 3	LAP TIME	MPH	DIFF	TIME OF DAY
1 - D1	OUTLAP	41.926	22.111	1:36.194	91.06	4.163	10:23:09.400
2 - D1	28.898	41.284	22.220	1:32.402 (2)	94.80	0.371	10:24:41.802
3 - D1	29.187	41.367	22.199	1:32.753	94.44	0.722	10:26:14.555
4 - D1	29.080	41.179	22.165	1:32.424 (3)	94.77	0.393	10:27:46.979
5 - D1	28.899	40.993	22.139	1:32.031 (1)	95.18		10:29:19.010
6 - D1	29.043	41.426	IN PIT	3:12.333 P	45.54	1:40.302	10:32:31.343
7 - D1	OUTLAP	41.253	22.171	1:34.654	92.54	2.623	10:34:05.997

P3 96 GTH Make Happen Racing			Mercedes AMG GT4				
IDEAL LAP TIME : 1:32.324		BEST LAP TIME : 1:32.530		DIFFERENCE : 0.206			
Jon CURRIE		Phil KEEN (P)					
LAP	SECTOR 1	SECTOR 2	SECTOR 3	LAP TIME	MPH	DIFF	TIME OF DAY
1 - D1	OUTLAP	42.166	22.424	1:37.502	89.84	4.972	10:22:18.963
2 - D1	29.138	41.413	22.226	1:32.777	94.41	0.247	10:23:51.740
3 - D1	29.139	41.362	22.248	1:32.749	94.44	0.219	10:25:24.489
4 - D1	29.306	41.487	22.280	1:33.073	94.11	0.543	10:26:57.562
5 - D1	29.379	41.355	22.233	1:32.967	94.22	0.437	10:28:30.529
6 - D1	29.244	41.543	22.361	1:33.148	94.04	0.618	10:30:03.677
7 - D1	29.318	41.094	22.121	1:32.533 (2)	94.66	0.003	10:31:36.210
8 - D1	29.266	41.136	22.287	1:32.689 (3)	94.50	0.159	10:33:08.899
9 - D1	29.249	41.189	22.092	1:32.530 (1)	94.67		10:34:41.429

P4 14 GTH Greystone GT			Mclaren 570S GT4				
IDEAL LAP TIME : 1:32.401		BEST LAP TIME : 1:32.680		DIFFERENCE : 0.279			
Phillip CARTER		Michael BROADHURST (P)					
LAP	SECTOR 1	SECTOR 2	SECTOR 3	LAP TIME	MPH	DIFF	TIME OF DAY
1 - D1	OUTLAP	45.298	23.032	1:43.344	84.76	10.664	10:21:53.359
2 - D1	29.212	41.059	22.409	1:32.680 (1)	94.51		10:23:26.039
3 - D1	30.198	48.624	23.873	1:42.695	85.29	10.015	10:25:08.734
4 - D1	29.218	41.479	22.298	1:32.995	94.19	0.315	10:26:41.729
5 - D1	29.455	41.282	22.437	1:33.174	94.01	0.494	10:28:14.903
6 - D1	29.414	41.225	22.203	1:32.842 (3)	94.35	0.162	10:29:47.745
7 - D1	29.324	42.134	25.619	1:37.077	90.23	4.397	10:31:24.822
8 - D1	29.683	41.615	22.784	1:34.082	93.10	1.402	10:32:58.904
9 - D1	29.246	41.433	22.163	1:32.842 (3)	94.35	0.162	10:34:31.746
10 - D1	29.502	41.194	22.130	1:32.826 (2)	94.36	0.146	10:36:04.572

# GT Cup Championship

## SUNDAY QUALIFYING (GROUP 2) - SECTOR ANALYSIS



SECTOR 1 = FL to I1, SECTOR 2 = I1 to I2, SECTOR 3 = I2 to FL, DIFF = Difference To Personal Best Lap, P = Crossed Finish Line in Pit Lane, D = Time Disallowed

P5 82 GTH		Feathers Motorsport		Aston Martin GT4			
IDEAL LAP TIME : 1:32.365		BEST LAP TIME : 1:32.824		DIFFERENCE : 0.459			
James GUESS		Tom CANNING (P)					
LAP	SECTOR 1	SECTOR 2	SECTOR 3	LAP TIME	MPH	DIFF	TIME OF DAY
1 - D1	OUTLAP	42.325	22.435	1:37.344	89.98	4.520	10:21:44.967
2 - D1	29.400	41.665	22.243	1:33.308	93.88	0.484	10:23:18.275
3 - D1	29.281	41.668	22.258	1:33.207	93.98	0.383	10:24:51.482
4 - D1	29.193	41.596	22.210	1:32.999	94.19	0.175	10:26:24.481
5 - D1	29.084	41.792	22.256	1:33.132	94.05	0.308	10:27:57.613
6 - D1	29.956	42.617	22.798	1:35.371	91.85	2.547	10:29:32.984
7 - D1	29.355	41.552	22.037	1:32.944 (3)	94.24	0.120	10:31:05.928
8 - D1	29.329	41.247	22.248	1:32.824 (1)	94.37		10:32:38.752
9 - D1	29.307	41.484	22.034	1:32.825 (2)	94.36	0.001	10:34:11.577
10 - D1	29.357	41.306	22.476	1:33.139	94.05	0.315	10:35:44.716

P6 91 GTH		24-7 Motorsport		Mercedes AMG GT4			
IDEAL LAP TIME : 1:32.963		BEST LAP TIME : 1:32.984		DIFFERENCE : 0.021			
David FRANKLAND		Ed BRIDLE (PS)					
LAP	SECTOR 1	SECTOR 2	SECTOR 3	LAP TIME	MPH	DIFF	TIME OF DAY
1 - D1	OUTLAP	43.071	22.702	1:38.764	88.69	5.780	10:23:24.177
2 - D1	29.528	41.736	22.358	1:33.622 (3)	93.56	0.638	10:24:57.799
3 - D1	29.065	41.706	22.213	1:32.984 (1)	94.20		10:26:30.783
4 - D1	29.212	44.125	23.324	1:36.661	90.62	3.677	10:28:07.444
5 - D1	29.403	41.685	22.376	1:33.464 (2)	93.72	0.480	10:29:40.908
6 - D1	31.144	47.298	27.088	1:45.530	83.00	12.546	10:31:26.438

P7 78 GTH		Paddock Motorsport		Mclaren 570S GT4			
IDEAL LAP TIME : 1:33.367		BEST LAP TIME : 1:33.367		DIFFERENCE : 0.000			
Tim DOCKER		Jordan ALBERT (P)					
LAP	SECTOR 1	SECTOR 2	SECTOR 3	LAP TIME	MPH	DIFF	TIME OF DAY
1 - D1	OUTLAP	46.755	24.814	1:47.346	81.60	13.979	10:23:14.685
2 - D1	29.794	42.053	22.449	1:34.296 (2)	92.89	0.929	10:24:48.981
3 - D1	29.759	42.909	27.458	1:40.126	87.48	6.759	10:26:29.107
4 - D1	30.042	47.203	IN PIT	2:53.253 P	50.56	1:19.886	10:29:22.360
5 - D1	OUTLAP	42.319	22.964	1:39.280	88.23	5.913	10:31:01.640
6 - D1	29.944	41.891	22.521	1:34.356 (3)	92.83	0.989	10:32:35.996
7 - D1	29.454	41.509	22.404	1:33.367 (1)	93.82		10:34:09.363



## SUNDAY QUALIFYING (GROUP 2) - BEST SECTORS

Printed - 10:42 Sunday, 30 April 2023

## GT Cup Championship

### SUNDAY QUALIFYING (GROUP 2) - STATISTICS

Competitors Started	7
Planned Start	2023-04-30 @ 10:20:00.000
Actual Start	2023-04-30 @ 10:20:05.824
Finish Time	2023-04-30 @ 10:35:09.763
Track Length	2.4332mi.
Total Laps	56
Total Distance Covered	136.2642mi.

#### Session Fastest Lap History

NO	NAME	LAP TIME	TIME OF DAY	LAP	VEHICLE
82	Feathers Motorsport	1:33.308	10:23:18.301	2	Aston Martin GT4
14	Greystone GT	1:32.680	10:23:26.048	2	Mclaren 570S GT4
69	Make Happen Racing	1:32.402	10:24:41.816	2	Mercedes AMG GT4
69	Make Happen Racing	1:32.031	10:29:19.025	5	Mercedes AMG GT4
42	Ram Racing	1:31.914	10:30:41.694	5	Mercedes AMG GT4
42	Ram Racing	1:31.868	10:33:51.148	7	Mercedes AMG GT4

#### Flag History

TYPE	TIME OF DAY
GREEN	10:20:05.824
FINISH	10:35:09.763

#### Flag Statistics

TYPE	COUNT	TOTAL LAPS	TOTAL TIME
Green	1	10	20:03.515
Red	0	0	0.000
Safety Car	0	0	0.000
FCY	0	0	0.000

## GT Cup Championship

### SUNDAY QUALIFYING (GROUP 1) - CLASSIFICATION

POS	NO	CL	PIC	TEAM / DRIVERS	CAR	TIME	ON	LAPS	GAP	DIFF	MPH
1	32	GT3	1	<b>Cook Racing</b> Sacha KAKAD / Hugo COOK (PS)	Audi R8 GT3 EV02	1:23.729	9	9			104.62
2	50	GT3	2	<b>Drivetac powered by Track Focused</b> James WALLIS / Sam MAHER-LOGHAN (PS)	Mercedes AMG GT3	1:24.067	5	5	0.338	0.338	104.20
3	7	GTO	1	<b>National Motorsport Academy</b> Morgan SHORT / Marcus SHORT	Mosler MT900	1:24.246	4	10	0.517	0.179	103.97
4	77	GT3	3	<b>Enduro Motorsport</b> Mogan TILLBROOK / Marcus CLUTTON (P)	Mclaren 720S GT3	1:24.272	7	7	0.543	0.026	103.94
5	13	GT3	4	<b>Race Lab</b> Lucky KHERA / Euan HANKEY (P)	Mclaren 720S GT3 EVO	1:24.458	5	7	0.729	0.186	103.71
6	67	GT3	5	<b>Orange Racing powered by JMH</b> Simon ORANGE / Tom ROCHE (PS)	Mclaren 720S GT3	1:24.611	4	10	0.882	0.153	103.53
7	11	GTC	1	<b>Blackthorn</b> Gilbert YATES	Lamborghini Super Trofeo	1:27.299	5	6	3.570	2.688	100.34
8	33	GT3	6	<b>G-Cat Racing</b> Shamus JENNINGS / Greg CATON	Porsche 911 GTR GT3	1:27.401	9	9	3.672	0.102	100.22
9	28	GTO	2	<b>Kendall Developments</b> Paul BAILEY / Ross WYLIE (P)	Mercedes AMG GT3	1:27.532	9	10	3.803	0.131	100.07
10	2	GTC	2	<b>Topcats Racing</b> Charlotte GILBERT / Warren GILBERT	Lamborghini Super Trofeo	1:27.782	9	9	4.053	0.250	99.79
11	24	GT3	7	<b>Greystone GT</b> Andre BORODIN / Ed PEAD (P)	Mclaren 720S GT3	1:28.564	10	10	4.835	0.782	98.90
12	62	GTC	3	<b>Woodrow Motorsport</b> Matthew EVANS / Kevin CLARKE	Lamborghini Super Trofeo	1:28.859	5	9	5.130	0.295	98.58
13	999 *	GTC	4	<b>Orange Racing powered by JMH</b> Patrick COLLINS / Russ LINDSAY	Porsche 911 GT3 Cup	1:29.438	5	10	5.709	0.579	97.94
14	72	GTO	3	<b>Woodrow Motorsport</b> Chris MURPHY	BMW M3 GTR	1:31.689	2	2	7.960	2.251	95.53
15	75	GTC	5	<b>Parker Racing</b> Keith BUSH	Porsche 911 GT3 Cup	1:33.364	9	10	9.635	1.675	93.82

No. 999 - 1 Lap time disallowed; exceeding track limits.

Weather / Track : Sunny / Dry

These results are provisional until the conclusion of any judicial and technical matters.

Brands Hatch GP: 2.4332 miles

Date: 30/04/2023 Start: 10:40 Finish: 10:55

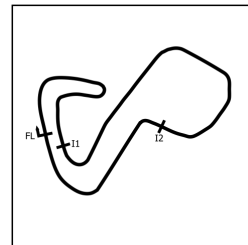
Clerk Of Course : Simon Gnana-Pragasam

Stewards :

Timekeeper : Nick Palmer

# GT Cup Championship

## SUNDAY QUALIFYING (GROUP 1) - SECTOR ANALYSIS



SECTOR 1 = FL to I1, SECTOR 2 = I1 to I2, SECTOR 3 = I2 to FL, DIFF = Difference To Personal Best Lap, P = Crossed Finish Line in Pit Lane, D = Time Disallowed

P1 32 GT3 Cook Racing		Audi R8 GT3 EVO2					
IDEAL LAP TIME : 1:23.566		BEST LAP TIME : 1:23.729		DIFFERENCE : 0.163			
Sacha KAKAD		Hugo COOK (PS)					
LAP	SECTOR 1	SECTOR 2	SECTOR 3	LAP TIME	MPH	DIFF	TIME OF DAY
1 - D1	OUTLAP	43.173	22.148	1:38.775	88.68	15.046	10:43:47.079
2 - D1	26.516	37.218	20.448	1:24.182 (2)	104.05	0.453	10:45:11.261
3 - D1	27.344	40.416	21.872	1:29.632	97.73	5.903	10:46:40.893
4 - D1	26.388	38.240	20.449	1:25.077	102.96	1.348	10:48:05.970
5 - D1	26.477	51.224	25.621	1:43.322	84.78	19.593	10:49:49.292
6 - D1	27.392	38.127	21.251	1:26.770	100.95	3.041	10:51:16.062
7 - D1	26.723	37.576	20.145	1:24.444 (3)	103.73	0.715	10:52:40.506
8 - D1	26.863	38.517	20.255	1:25.635	102.29	1.906	10:54:06.141
9 - D1	26.523	37.246	19.960	1:23.729 (1)	104.62		10:55:29.870

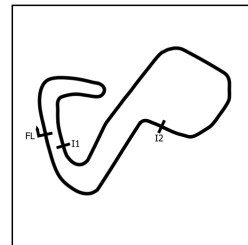
P2 50 GT3 Drivetac powered by Track Focused		Mercedes AMG GT3					
IDEAL LAP TIME : 1:24.067		BEST LAP TIME : 1:24.067		DIFFERENCE : 0.000			
James WALLIS		Sam MAHER-LOGHAN (PS)					
LAP	SECTOR 1	SECTOR 2	SECTOR 3	LAP TIME	MPH	DIFF	TIME OF DAY
1 - D2	OUTLAP	38.949	20.478	1:30.377	96.92	6.310	10:42:24.706
2 - D2	26.768	38.052	20.369	1:25.189 (3)	102.82	1.122	10:43:49.895
3 - D2	30.934	39.912	22.345	1:33.191	93.99	9.124	10:45:23.086
4 - D2	26.935	37.891	20.127	1:24.953 (2)	103.11	0.886	10:46:48.039
5 - D2	26.592	37.436	20.039	1:24.067 (1)	104.20		10:48:12.106

P3 7 GTO National Motorsport Academy		Mosler MT900					
IDEAL LAP TIME : 1:24.064		BEST LAP TIME : 1:24.246		DIFFERENCE : 0.182			
Morgan SHORT		Marcus SHORT					
LAP	SECTOR 1	SECTOR 2	SECTOR 3	LAP TIME	MPH	DIFF	TIME OF DAY
1 - D1	OUTLAP	43.420	21.222	1:39.553	87.99	15.307	10:43:02.970
2 - D1	27.405	38.111	20.233	1:25.749	102.15	1.503	10:44:28.719
3 - D1	27.798	38.392	20.350	1:26.540	101.22	2.294	10:45:55.259
4 - D1	26.781	37.452	20.013	1:24.246 (1)	103.97		10:47:19.505
5 - D1	26.647	37.620	20.009	1:24.276 (2)	103.94	0.030	10:48:43.781
6 - D1	26.905	39.697	20.962	1:27.564	100.03	3.318	10:50:11.345
7 - D1	27.001	37.942	21.356	1:26.299	101.50	2.053	10:51:37.644
8 - D1	26.797	37.569	19.965	1:24.331 (3)	103.87	0.085	10:53:01.975
9 - D1	26.854	37.804	22.398	1:27.056	100.62	2.810	10:54:29.031
10 - D1	26.995	39.079	20.788	1:26.862	100.84	2.616	10:55:55.893

P4 77 GT3 Enduro Motorsport		Mclaren 720S GT3					
IDEAL LAP TIME : 1:24.250		BEST LAP TIME : 1:24.272		DIFFERENCE : 0.022			
Mogan TILLBROOK		Marcus CLUTTON (P)					
LAP	SECTOR 1	SECTOR 2	SECTOR 3	LAP TIME	MPH	DIFF	TIME OF DAY
1 - D1	OUTLAP	42.324	25.407	1:40.454	87.20	16.182	10:43:16.912
2 - D1	26.775	37.746	20.304	1:24.825 (3)	103.26	0.553	10:44:41.737
3 - D1	26.737	37.297	20.405	1:24.439 (2)	103.74	0.167	10:46:06.176
4 - D1	26.929	37.701	20.459	1:25.089	102.94	0.817	10:47:31.265
5 - D1	26.751	37.658	IN PIT	3:23.679 P	43.00	1:59.407	10:50:54.944
6 - D1	OUTLAP	39.087	22.688	1:33.217	93.97	8.945	10:52:28.161
7 - D1	26.759	37.296	20.217	1:24.272 (1)	103.94		10:53:52.433

# GT Cup Championship

## SUNDAY QUALIFYING (GROUP 1) - SECTOR ANALYSIS



SECTOR 1 = FL to I1, SECTOR 2 = I1 to I2, SECTOR 3 = I2 to FL, DIFF = Difference To Personal Best Lap, P = Crossed Finish Line in Pit Lane, D = Time Disallowed

P5 13 GT3 Race Lab		Mclaren 720S GT3 EVO					
IDEAL LAP TIME : 1:24.323		BEST LAP TIME : 1:24.458		DIFFERENCE : 0.135			
Lucky KHERA		Euan HANKEY (P)					
LAP	SECTOR 1	SECTOR 2	SECTOR 3	LAP TIME	MPH	DIFF	TIME OF DAY
1 - D1	OUTLAP	40.457	20.842	1:34.780	92.42	10.322	10:41:58.830
2 - D1	27.193	37.930	20.094	1:25.217	102.79	0.759	10:43:24.047
3 - D1	26.963	37.720	20.200	1:24.883	103.19	0.425	10:44:48.930
4 - D1	26.791	37.764	20.203	1:24.758	103.35	0.300	10:46:13.688
5 - D1	26.730	37.499	20.229	1:24.458 (1)	103.71		10:47:38.146
6 - D1	26.765	37.670	20.219	1:24.654 (3)	103.47	0.196	10:49:02.800
7 - D1	26.792	37.652	20.105	1:24.549 (2)	103.60	0.091	10:50:27.349

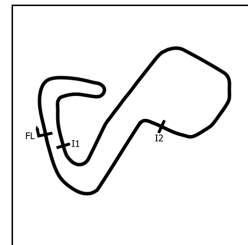
P6 67 GT3		Orange Racing powered by JMH		Mclaren 720S GT3			
IDEAL LAP TIME : 1:24.471		BEST LAP TIME : 1:24.611		DIFFERENCE : 0.140			
Simon ORANGE		Tom ROCHE (PS)					
LAP	SECTOR 1	SECTOR 2	SECTOR 3	LAP TIME	MPH	DIFF	TIME OF DAY
1 - D1	OUTLAP	41.195	21.070	1:34.038	93.15	9.427	10:42:59.181
2 - D1	26.950	38.144	20.704	1:25.798	102.09	1.187	10:44:24.979
3 - D1	26.994	38.248	20.192	1:25.434	102.53	0.823	10:45:50.413
4 - D1	26.665	37.810	20.136	1:24.611 (1)	103.53		10:47:15.024
5 - D1	26.916	38.250	20.358	1:25.524	102.42	0.913	10:48:40.548
6 - D1	27.685	37.739	20.466	1:25.890	101.98	1.279	10:50:06.438
7 - D1	27.039	38.284	20.263	1:25.586	102.35	0.975	10:51:32.024
8 - D1	26.960	37.670	20.244	1:24.874 (2)	103.20	0.263	10:52:56.898
9 - D1	27.058	37.912	20.263	1:25.233 (3)	102.77	0.622	10:54:22.131
10 - D1	27.703	38.243	20.401	1:26.347	101.44	1.736	10:55:48.478

P7 11 GTC Blackthorn			Lamborghini Super Trofeo				
IDEAL LAP TIME : 1:26.931		BEST LAP TIME : 1:27.299		DIFFERENCE : 0.368			
Gilbert YATES							
LAP	SECTOR 1	SECTOR 2	SECTOR 3	LAP TIME	MPH	DIFF	TIME OF DAY
1 - D1	OUTLAP	41.122	21.558	1:36.811	90.48	9.512	10:42:41.962
2 - D1	28.186	39.565	20.983	1:28.734	98.72	1.435	10:44:10.696
3 - D1	27.674	38.849	21.008	1:27.531 (3)	100.07	0.232	10:45:38.227
4 - D1	27.722	38.921	20.799	1:27.442 (2)	100.17	0.143	10:47:05.669
5 - D1	27.923	38.495	20.881	1:27.299 (1)	100.34		10:48:32.968
6 - D1	27.637	38.910	21.085	1:27.632	99.96	0.333	10:50:00.600

P8 33 GT3 G-Cat Racing			Porsche 911 GTR GT3				
IDEAL LAP TIME : 1:27.373		BEST LAP TIME : 1:27.401		DIFFERENCE : 0.028			
Shamus JENNINGS		Greg CATON					
LAP	SECTOR 1	SECTOR 2	SECTOR 3	LAP TIME	MPH	DIFF	TIME OF DAY
1 - D1	OUTLAP	43.565	21.902	1:40.579	87.09	13.178	10:42:08.136
2 - D1	28.661	39.641	21.144	1:29.446	97.93	2.045	10:43:37.582
3 - D1	27.911	39.879	20.884	1:28.674	98.78	1.273	10:45:06.256
4 - D1	27.741	39.217	21.024	1:27.982 (3)	99.56	0.581	10:46:34.238
5 - D1	31.049	49.498	22.092	1:42.639	85.34	15.238	10:48:16.877
6 - D1	27.852	39.528	21.601	1:28.981	98.44	1.580	10:49:45.858
7 - D1	28.137	40.286	22.865	1:31.288	95.95	3.887	10:51:17.146
8 - D1	27.627	39.369	20.786	1:27.782 (2)	99.79	0.381	10:52:44.928
9 - D1	27.505	39.082	20.814	1:27.401 (1)	100.22		10:54:12.329

# GT Cup Championship

## SUNDAY QUALIFYING (GROUP 1) - SECTOR ANALYSIS



SECTOR 1 = FL to I1, SECTOR 2 = I1 to I2, SECTOR 3 = I2 to FL, DIFF = Difference To Personal Best Lap, P = Crossed Finish Line in Pit Lane, D = Time Disallowed

P9 28 GTO Kendall Developments				Mercedes AMG GT3			
IDEAL LAP TIME : 1:27.232		BEST LAP TIME : 1:27.532		DIFFERENCE : 0.300			
Paul BAILEY		Ross WYLIE (P)					
LAP	SECTOR 1	SECTOR 2	SECTOR 3	LAP TIME	MPH	DIFF	TIME OF DAY
1 - D1	OUTLAP	42.697	22.406	1:42.145	85.75	14.613	10:42:07.329
2 - D1	28.647	39.517	21.361	1:29.525	97.84	1.993	10:43:36.854
3 - D1	28.133	41.401	20.976	1:30.510	96.78	2.978	10:45:07.364
4 - D1	27.752	39.700	21.555	1:29.007	98.41	1.475	10:46:36.371
5 - D1	28.259	40.329	21.756	1:30.344	96.96	2.812	10:48:06.715
6 - D1	28.057	39.624	21.584	1:29.265	98.13	1.733	10:49:35.980
7 - D1	27.918	39.398	21.116	1:28.432	99.05	0.900	10:51:04.412
8 - D1	27.858	39.216	20.930	1:28.004 (3)	99.53	0.472	10:52:32.416
9 - D1	27.980	<b>38.776</b>	<b>20.776</b>	<b>1:27.532 (1)</b>	<b>100.07</b>		<b>10:53:59.948</b>
10 - D1	<b>27.680</b>	38.966	20.936	1:27.582 (2)	100.01	0.050	10:55:27.530

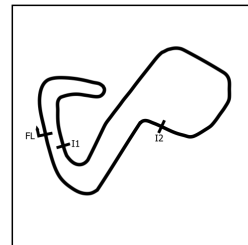
P10 2 GTC Topcats Racing				Lamborghini Super Trofeo			
IDEAL LAP TIME : 1:27.651		BEST LAP TIME : 1:27.782		DIFFERENCE : 0.131			
Charlotte GILBERT		Warren GILBERT					
LAP	SECTOR 1	SECTOR 2	SECTOR 3	LAP TIME	MPH	DIFF	TIME OF DAY
1 - D1	OUTLAP	40.351	<b>20.773</b>	1:34.654	92.54	6.872	10:42:32.804
2 - D1	27.784	39.912	20.828	1:28.524	98.95	0.742	10:44:01.328
3 - D1	28.130	39.845	20.819	1:28.794	98.65	1.012	10:45:30.122
4 - D1	28.167	39.609	20.857	1:28.633	98.83	0.851	10:46:58.755
5 - D1	27.737	39.715	20.837	1:28.289 (2)	99.21	0.507	10:48:27.044
6 - D1	<b>27.671</b>	39.596	21.136	1:28.403 (3)	99.08	0.621	10:49:55.447
7 - D1	27.773	54.075	22.458	1:44.306	83.98	16.524	10:51:39.753
8 - D1	27.906	40.138	20.861	1:28.905	98.53	1.123	10:53:08.658
9 - D1	27.737	<b>39.207</b>	20.838	<b>1:27.782 (1)</b>	<b>99.79</b>		<b>10:54:36.440</b>

P11 24 GT3 Greystone GT				McLaren 720S GT3			
IDEAL LAP TIME : 1:28.551		BEST LAP TIME : 1:28.564		DIFFERENCE : 0.013			
Andre BORODIN		Ed PEAD (P)					
LAP	SECTOR 1	SECTOR 2	SECTOR 3	LAP TIME	MPH	DIFF	TIME OF DAY
1 - D1	OUTLAP	42.493	22.704	1:40.675	87.01	12.111	10:42:00.793
2 - D1	28.867	40.509	21.799	1:31.175	96.07	2.611	10:43:31.968
3 - D1	28.931	40.746	21.643	1:31.320	95.92	2.756	10:45:03.288
4 - D1	28.623	40.279	21.521	1:30.423	96.87	1.859	10:46:33.711
5 - D1	30.571	43.434	21.335	1:35.340	91.88	6.776	10:48:09.051
6 - D1	28.369	40.664	21.627	1:30.660	96.62	2.096	10:49:39.711
7 - D1	28.310	39.935	21.085	1:29.330 (3)	98.06	0.766	10:51:09.041
8 - D1	28.163	39.824	<b>21.084</b>	1:29.071 (2)	98.34	0.507	10:52:38.112
9 - D1	28.238	40.492	21.291	1:30.021	97.30	1.457	10:54:08.133
10 - D1	<b>28.054</b>	<b>39.413</b>	21.097	<b>1:28.564 (1)</b>	<b>98.90</b>		<b>10:55:36.697</b>

P12 62 GTC Woodrow Motorsport				Lamborghini Super Trofeo			
IDEAL LAP TIME : 1:28.315		BEST LAP TIME : 1:28.859		DIFFERENCE : 0.544			
Matthew EVANS		Kevin CLARKE					
LAP	SECTOR 1	SECTOR 2	SECTOR 3	LAP TIME	MPH	DIFF	TIME OF DAY
1 - D1	OUTLAP	45.333	21.746	1:40.931	86.79	12.072	10:42:10.557
2 - D1	29.247	40.071	21.188	1:30.506	96.78	1.647	10:43:41.063
3 - D1	<b>28.120</b>	40.066	21.177	1:29.363	98.02	0.504	10:45:10.426
4 - D1	29.939	40.287	21.595	1:31.821	95.40	2.962	10:46:42.247
5 - D1	28.251	39.776	<b>20.832</b>	<b>1:28.859 (1)</b>	<b>98.58</b>		<b>10:48:11.106</b>
6 - D1	29.765	41.065	21.300	1:32.130	95.08	3.271	10:49:43.236
7 - D1	32.223	41.687	20.967	1:34.877	92.32	6.018	10:51:18.113
8 - D1	28.218	39.623	21.085	1:28.926 (3)	98.50	0.067	10:52:47.039
9 - D1	28.468	<b>39.363</b>	21.029	1:28.860 (2)	98.58	0.001	10:54:15.899

# GT Cup Championship

## SUNDAY QUALIFYING (GROUP 1) - SECTOR ANALYSIS



SECTOR 1 = FL to I1, SECTOR 2 = I1 to I2, SECTOR 3 = I2 to FL, DIFF = Difference To Personal Best Lap, P = Crossed Finish Line in Pit Lane, D = Time Disallowed

P13 999 GTC		Orange Racing powered by JMH		Porsche 911 GT3 Cup			
IDEAL LAP TIME : 1:29.187		BEST LAP TIME : 1:29.438		DIFFERENCE : 0.251			
Patrick COLLINS		Russ LINDSAY					
LAP	SECTOR 1	SECTOR 2	SECTOR 3	LAP TIME	MPH	DIFF	TIME OF DAY
1 - D1	OUTLAP	43.689	21.884	1:38.929	88.54	9.491	10:42:16.921
2 - D1	28.761	41.515	21.583	1:31.859	95.36	2.421	10:43:48.780
3 - D1	28.886	40.673	21.362	1:30.921	96.34	1.483	10:45:19.701
4 - D1	28.211	40.865	21.220	1:30.296	97.01	0.858	10:46:49.997
5 - D1	28.462	39.894	21.082	1:29.438 (1)	97.94		10:48:19.435
6 - D1	28.564	40.197	22.416	1:31.177	96.07	1.739	10:49:50.612
7 - D1	29.534	41.190	21.416	1:32.140 D	95.07	2.702	10:51:22.752
8 - D1	28.561	40.117	21.309	1:29.987 (3)	97.34	0.549	10:52:52.739
9 - D1	29.763	42.231	21.200	1:33.194	93.99	3.756	10:54:25.933
10 - D1	28.449	40.196	21.176	1:29.821 (2)	97.52	0.383	10:55:55.754

P14 72 GTO		Woodrow Motorsport		BMW M3 GTR			
IDEAL LAP TIME : 1:31.689		BEST LAP TIME : 1:31.689		DIFFERENCE : 0.000			
Chris MURPHY							
LAP	SECTOR 1	SECTOR 2	SECTOR 3	LAP TIME	MPH	DIFF	TIME OF DAY
1 - D1	OUTLAP	43.610	22.399	1:42.706	85.29	11.017	10:42:54.460
2 - D1	28.588	40.851	22.250	1:31.689 (1)	95.53		10:44:26.149

P15 75 GTC		Parker Racing		Porsche 911 GT3 Cup			
IDEAL LAP TIME : 1:32.896		BEST LAP TIME : 1:33.364		DIFFERENCE : 0.468			
Keith BUSH							
LAP	SECTOR 1	SECTOR 2	SECTOR 3	LAP TIME	MPH	DIFF	TIME OF DAY
1 - D1	OUTLAP	48.280	23.444	1:50.416	79.33	17.052	10:42:13.587
2 - D1	31.289	43.614	23.388	1:38.291	89.12	4.927	10:43:51.878
3 - D1	31.245	42.528	22.350	1:36.123	91.13	2.759	10:45:28.001
4 - D1	30.445	42.956	22.184	1:35.585	91.64	2.221	10:47:03.586
5 - D1	31.310	42.174	22.293	1:35.777	91.46	2.413	10:48:39.363
6 - D1	30.891	42.897	22.241	1:36.029	91.22	2.665	10:50:15.392
7 - D1	30.196	41.517	22.028	1:33.741 (2)	93.44	0.377	10:51:49.133
8 - D1	30.447	42.530	22.257	1:35.234	91.98	1.870	10:53:24.367
9 - D1	29.977	41.659	21.728	1:33.364 (1)	93.82		10:54:57.731
10 - D1	30.032	41.191	22.551	1:33.774 (3)	93.41	0.410	10:56:31.505

GT Cup Championship

SUNDAY QUALIFYING (GROUP 1) - BEST SECTORS

SECTOR 1				SECTOR 2				SECTOR 3				IDEAL / BEST COMPARISON			
POS	NO	NAME	TIME	NO	NAME	TIME	NO	NAME	TIME	POS	NO	NAME	IDEAL	BEST	DIFF
												PERFECT LAP	1:23.566		
1	32	Cook Racing	26.388	32	Cook Racing	37.218	32	Cook Racing	19.960	1	32	Cook Racing	1:23.566	1:23.729	0.163
2	50	Drivetac powered by Track Focused	26.592	77	Enduro Motorsport	37.296	7	National Motorsport Academy	19.965	2	7	National Motorsport Academy	1:24.064	1:24.246	0.182
3	7	National Motorsport Academy	26.647	50	Drivetac powered by Track Focused	37.436	50	Drivetac powered by Track Focused	20.039	3	50	Drivetac powered by Track Focused	1:24.067	1:24.067	0.000
4	67	Orange Racing powered by JMH	26.665	7	National Motorsport Academy	37.452	13	Race Lab	20.094	4	77	Enduro Motorsport	1:24.250	1:24.272	0.022
5	13	Race Lab	26.730	13	Race Lab	37.499	67	Orange Racing powered by JMH	20.136	5	13	Race Lab	1:24.323	1:24.458	0.135
6	77	Enduro Motorsport	26.737	67	Orange Racing powered by JMH	37.670	77	Enduro Motorsport	20.217	6	67	Orange Racing powered by JMH	1:24.471	1:24.611	0.140
7	33	G-Cat Racing	27.505	11	Blackthorn	38.495	2	Topcats Racing	20.773	7	11	Blackthorn	1:26.931	1:27.299	0.368
8	11	Blackthorn	27.637	28	Kendall Developments	38.776	28	Kendall Developments	20.776	8	28	Kendall Developments	1:27.232	1:27.532	0.300
9	2	Topcats Racing	27.671	33	G-Cat Racing	39.082	33	G-Cat Racing	20.786	9	33	G-Cat Racing	1:27.373	1:27.401	0.028
10	28	Kendall Developments	27.680	2	Topcats Racing	39.207	11	Blackthorn	20.799	10	2	Topcats Racing	1:27.651	1:27.782	0.131
11	24	Greystone GT	28.054	62	Woodrow Motorsport	39.363	62	Woodrow Motorsport	20.832	11	62	Woodrow Motorsport	1:28.315	1:28.859	0.544
12	62	Woodrow Motorsport	28.120	24	Greystone GT	39.413	999	Orange Racing powered by JMH	21.082	12	24	Greystone GT	1:28.551	1:28.564	0.013
13	999	Orange Racing powered by JMH	28.211	999	Orange Racing powered by JMH	39.894	24	Greystone GT	21.084	13	999	Orange Racing powered by JMH	1:29.187	1:29.438	0.251
14	72	Woodrow Motorsport	28.588	72	Woodrow Motorsport	40.851	75	Parker Racing	21.728	14	72	Woodrow Motorsport	1:31.689	1:31.689	0.000
15	75	Parker Racing	29.977	75	Parker Racing	41.191	72	Woodrow Motorsport	22.250	15	75	Parker Racing	1:32.896	1:33.364	0.468



## GT Cup Championship

### SUNDAY QUALIFYING (GROUP 1) - STATISTICS

Competitors Started	15
Planned Start	2023-04-30 @ 10:40:00.000
Actual Start	2023-04-30 @ 10:40:12.453
Finish Time	2023-04-30 @ 10:55:13.293
Track Length	2.4332mi.
Total Laps	123
Total Distance Covered	299.2946mi.

#### Session Fastest Lap History

NO	CL	NAME	LAP TIME	TIME OF DAY	LAP	VEHICLE
13	GT3	Race Lab	1:25.217	10:43:24.055	2	Mclaren 720S GT3 EVO
50	GT3	Drivetac powered by Track Focused	1:25.189	10:43:49.917	2	Mercedes AMG GT3
77	GT3	Enduro Motorsport	1:24.825	10:44:41.751	2	Mclaren 720S GT3
32	GT3	Cook Racing	1:24.182	10:45:11.279	2	Audi R8 GT3 EVO2
50	GT3	Drivetac powered by Track Focused	1:24.067	10:48:12.126	5	Mercedes AMG GT3
32	GT3	Cook Racing	1:23.729	10:55:29.887	9	Audi R8 GT3 EVO2

#### Flag History

TYPE	TIME OF DAY
GREEN	10:40:12.453
FINISH	10:55:13.293

#### Flag Statistics

TYPE	COUNT	TOTAL LAPS	TOTAL TIME
Green	1	10	17:17.447
Red	0	0	0.000
Safety Car	0	0	0.000
FCY	0	0	0.000

## GT Cup Championship

### SUNDAY QUALIFYING (GROUP 1) - STATISTICS

CLASS : GTC

5 Starters

#### Fastest Lap History

NO	NAME	LAP TIME	TIME OF DAY	LAP	VEHICLE
62	Woodrow Motorsport	1:30.506	10:43:41.083	2	Lamborghini Super Trofeo
2	Topcats Racing	1:28.524	10:44:01.345	2	Lamborghini Super Trofeo
11	Blackthorn	1:27.531	10:45:38.232	3	Lamborghini Super Trofeo
11	Blackthorn	1:27.442	10:47:05.673	4	Lamborghini Super Trofeo
11	Blackthorn	1:27.299	10:48:32.972	5	Lamborghini Super Trofeo

## GT Cup Championship

### SUNDAY QUALIFYING (GROUP 1) - STATISTICS

**CLASS : GTO**

**3 Starters**

#### Fastest Lap History

NO	NAME	LAP TIME	TIME OF DAY	LAP	VEHICLE
28	Kendall Developments	<b>1:29.525</b>	10:43:36.874	2	Mercedes AMG GT3
7	National Motorsport Academy	<b>1:25.749</b>	10:44:28.733	2	Mosler MT900
7	National Motorsport Academy	<b>1:24.246</b>	10:47:19.518	4	Mosler MT900

## GT Cup Championship

### SUNDAY QUALIFYING (GROUP 1) - STATISTICS

**CLASS : GT3**


**7 Starters**

#### Fastest Lap History

NO	NAME	LAP TIME	TIME OF DAY	LAP	VEHICLE
13	Race Lab	1:25.217	10:43:24.055	2	Mclaren 720S GT3 EVO
50	Drivetac powered by Track Focused	1:25.189	10:43:49.917	2	Mercedes AMG GT3
77	Enduro Motorsport	1:24.825	10:44:41.751	2	Mclaren 720S GT3
32	Cook Racing	1:24.182	10:45:11.279	2	Audi R8 GT3 EVO2
50	Drivetac powered by Track Focused	1:24.067	10:48:12.126	5	Mercedes AMG GT3
32	Cook Racing	1:23.729	10:55:29.887	9	Audi R8 GT3 EVO2

# GT Cup Championship

## RACE 11 - GRID (25 minutes)

ROW 11	21	1:33.364 <b>75</b> BUSH	22	1:33.367 <b>78</b> DOCKER / ALBERT (P)
ROW 10	19	1:32.824 <b>82</b> GUESS / CANNING (P)	20	1:32.984 <b>91</b> FRANKLAND / BRIDLE (PS)
ROW 9	17	1:32.530 <b>96</b> CURRIE / KEEN (P)	18	1:32.680 <b>14</b> CARTER / BROADHURST (P)
ROW 8	15	1:31.868 <b>42</b> XAVIER / MORRIS (P)	16	1:32.031 <b>69</b> WALTON / HART
ROW 7	13	1:29.438 <b>999</b> COLLINS / LINDSAY	14	1:31.689 <b>72</b> MURPHY
ROW 6	11	1:28.564 <b>24</b> BORODIN / PEAD (P)	12	1:28.859 <b>62</b> EVANS / CLARKE
ROW 5	9	1:27.532 <b>28</b> BAILEY / WYLIE (P)	10	1:27.782 <b>2</b> GILBERT / GILBERT
ROW 4	7	1:27.299 <b>11</b> YATES	8	1:27.401 <b>33</b> JENNINGS / CATON
ROW 3	5	1:24.458 <b>13</b> KHERA / HANKEY (P)	6	1:24.611 <b>67</b> ORANGE / ROCHE (PS)
ROW 2	3	1:24.246 <b>7</b> SHORT / SHORT	4	1:24.272 <b>77</b> TILLBROOK / CLUTTON (P)
ROW 1	1	1:23.729 <b>32</b> KAKAD / COOK (PS)	2	1:24.067 <b>50</b> WALLIS / MAHER-LOGHAN (PS)
Pole				
				

Brands Hatch GP: 2.4332 miles

These results are provisional until the conclusion of any judicial and technical matters.

Clerk Of Course : Simon Gnana-Pragasam	Stewards :	Timekeeper : Nick Palmer
--	------------	--------------------------

# GT Cup Championship

## RACE 11 - CLASSIFICATION - AMENDED

POS	NO	CL	PIC	TEAM / DRIVERS	CAR	LAPS	TIME	GAP	DIFF	MPH	BEST	ON
1	32	GT3	1	<b>Cook Racing</b> Sacha KAKAD / Hugo COOK (PS)	Audi R8 GT3 EVO2	17	26:10.862			94.79	1:25.072	17
2	50	GT3	2	<b>Drivetac powered by Track Focused</b> James WALLIS / Sam MAHER-LOGHAN (PS)	Mercedes AMG GT3	17	26:12.674	1.812	1.812	94.69	1:25.490	6
3	13	GT3	3	<b>Race Lab</b> Lucky KHERA / Euan HANKEY (P)	Mclaren 720S GT3 EVO	17	26:17.258	6.396	4.584	94.41	1:25.824	7
4	67	GT3	4	<b>Orange Racing powered by JMH</b> Simon ORANGE / Tom ROCHE (PS)	Mclaren 720S GT3	17	26:21.169	10.307	3.911	94.18	1:25.983	4
5	77	GT3	5	<b>Enduro Motorsport</b> Mogan TILLBROOK / Marcus CLUTTON (P)	Mclaren 720S GT3	17	26:22.300	11.438	1.131	94.11	1:25.828	7
6	28	GTO	1	<b>Kendall Developments</b> Paul BAILEY / Ross WYLIE (P)	Mercedes AMG GT3	17	26:34.370	23.508	12.070	93.40	1:29.375	3
7	33	GT3	6	<b>G-Cat Racing</b> Shamus JENNINGS / Greg CATON	Porsche 911 GTR GT3	17	26:35.913	25.051	1.543	93.31	1:29.566	5
8	2	GTC	1	<b>Topcats Racing</b> Charlotte GILBERT / Warren GILBERT	Lamborghini Super Trofeo	17	26:36.089	25.227	0.176	93.30	1:29.575	4
9	999	GTC	2	<b>Orange Racing powered by JMH</b> Patrick COLLINS / Russ LINDSAY	Porsche 911 GT3 Cup	17	26:36.650	25.788	0.561	93.26	1:30.203	10
10	62	GTC	3	<b>Woodrow Motorsport</b> Matthew EVANS / Kevin CLARKE	Lamborghini Super Trofeo	16	26:30.835	1 Lap	1 Lap	88.10	1:32.342	7
11	42	GTH	1	<b>Ram Racing</b> Gustavo XAVIER / Seb MORRIS (P)	Mercedes AMG GT4	16	26:32.982	1 Lap	2.147	87.98	1:33.555	6
12	72	GTO	2	<b>Woodrow Motorsport</b> Chris MURPHY	BMW M3 GTR	16	26:35.046	1 Lap	2.064	87.87	1:33.079	6
13	82	GTH	2	<b>Feathers Motorsport</b> James GUESS / Tom CANNING (P)	Aston Martin GT4	16	26:35.732	1 Lap	0.686	87.83	1:33.828	8
14	69	GTH	3	<b>Make Happen Racing</b> Stephen WALTON / Chris HART	Mercedes AMG GT4	16	26:38.542	1 Lap	2.810	87.67	1:34.436	4
15	91	GTH	4	<b>24-7 Motorsport</b> David FRANKLAND / Ed BRIDLE (PS)	Mercedes AMG GT4	16	26:38.689	1 Lap	0.147	87.67	1:34.156	8
16	96	GTH	5	<b>Make Happen Racing</b> Jon CURRIE / Phil KEEN (P)	Mercedes AMG GT4	16	26:39.811	1 Lap	1.122	87.60	1:34.240	8
17	78	GTH	6	<b>Paddock Motorsport</b> Tim DOCKER / Jordan ALBERT (P)	Mclaren 570S GT4	16	26:40.542	1 Lap	0.731	87.56	1:34.193	11
18	75	GTC	4	<b>Parker Racing</b> Keith BUSH	Porsche 911 GT3 Cup	16	26:43.062	1 Lap	2.520	87.43	1:34.709	5
19	14	GTH	7	<b>Greystone GT</b> Phillip CARTER / Michael BROADHURST (P)	Mclaren 570S GT4	15	25:00.479	2 Laps	1 Lap	87.57	1:34.181	7

### NOT CLASSIFIED

NC	24	GT3		<b>Greystone GT</b> Andre BORODIN / Ed PEAD (P)	Mclaren 720S GT3	10	15:54.937	7 Laps	5 Laps	91.73	1:33.152	9
NC	11	GTC		<b>Blackthorn</b> Gilbert YATES	Lamborghini Super Trofeo	9	13:33.727	8 Laps	1 Lap	96.88	1:28.365	5
DQ	7	GTO		<b>National Motorsport Academy</b> Morgan SHORT / Marcus SHORT	Mosler MT900							

### FASTEST LAP

32	GT3	<b>Cook Racing</b> Sacha KAKAD / Hugo COOK (PS)	Audi R8 GT3 EVO2	17	1:25.072	102.96 mph	165.71 kph
11	GTC	<b>Blackthorn</b> Gilbert YATES	Lamborghini Super Trofeo	5	1:28.365	99.13 mph	159.53 kph
28	GTO	<b>Kendall Developments</b> Paul BAILEY / Ross WYLIE (P)	Mercedes AMG GT3	3	1:29.375	98.01 mph	157.73 kph
42	GTH	<b>Ram Racing</b> Gustavo XAVIER / Seb MORRIS (P)	Mercedes AMG GT4	6	1:33.555	93.63 mph	150.68 kph

Car 7 disqualified from race - Regulations Q Appendix 3 (Safety Car) refer.

Weather / Track : Cloudy / Dry

These results are provisional until the conclusion of any judicial and technical matters.

Race Distance: 17 Laps / 41.36 miles

Brands Hatch GP: 2.4332 miles

Start: 13:13 Flag 13:39 End: 13:42

Clerk Of Course : Simon Gnana-Pragasam

Stewards :

Timekeeper : Nick Palmer

# GT Cup Championship

## RACE 11 - CLASSIFICATION

POS	NO	CL	PIC	TEAM / DRIVERS	CAR	LAPS	TIME	GAP	DIFF	MPH	BEST	ON
1	32	GT3	1	<b>Cook Racing</b> Sacha KAKAD / Hugo COOK (PS)	Audi R8 GT3 EVO2	17	26:10.862			94.79	1:25.072	17
2	50	GT3	2	<b>Drivetac powered by Track Focused</b> James WALLIS / Sam MAHER-LOGHAN (PS)	Mercedes AMG GT3	17	26:12.674	1.812	1.812	94.69	1:25.490	6
3	7	GTO	1	<b>National Motorsport Academy</b> Morgan SHORT / Marcus SHORT	Mosler MT900	17	26:15.962	5.100	3.288	94.49	1:25.925	7
4	13	GT3	3	<b>Race Lab</b> Lucky KHERA / Euan HANKEY (P)	Mclaren 720S GT3 EVO	17	26:17.258	6.396	1.296	94.41	1:25.824	7
5	67	GT3	4	<b>Orange Racing powered by JMH</b> Simon ORANGE / Tom ROCHE (PS)	Mclaren 720S GT3	17	26:21.169	10.307	3.911	94.18	1:25.983	4
6	77	GT3	5	<b>Enduro Motorsport</b> Mogan TILLBROOK / Marcus CLUTTON (P)	Mclaren 720S GT3	17	26:22.300	11.438	1.131	94.11	1:25.828	7
7	28	GTO	2	<b>Kendall Developments</b> Paul BAILEY / Ross WYLIE (P)	Mercedes AMG GT3	17	26:34.370	23.508	12.070	93.40	1:29.375	3
8	33	GT3	6	<b>G-Cat Racing</b> Shamus JENNINGS / Greg CATON	Porsche 911 GTR GT3	17	26:35.913	25.051	1.543	93.31	1:29.566	5
9	2	GTC	1	<b>Topcats Racing</b> Charlotte GILBERT / Warren GILBERT	Lamborghini Super Trofeo	17	26:36.089	25.227	0.176	93.30	1:29.575	4
10	999	GTC	2	<b>Orange Racing powered by JMH</b> Patrick COLLINS / Russ LINDSAY	Porsche 911 GT3 Cup	17	26:36.650	25.788	0.561	93.26	1:30.203	10
11	62	GTC	3	<b>Woodrow Motorsport</b> Matthew EVANS / Kevin CLARKE	Lamborghini Super Trofeo	16	26:30.835	1 Lap	1 Lap	88.10	1:32.342	7
12	42	GTH	1	<b>Ram Racing</b> Gustavo XAVIER / Seb MORRIS (P)	Mercedes AMG GT4	16	26:32.982	1 Lap	2.147	87.98	1:33.555	6
13	72	GTO	3	<b>Woodrow Motorsport</b> Chris MURPHY	BMW M3 GTR	16	26:35.046	1 Lap	2.064	87.87	1:33.079	6
14	82	GTH	2	<b>Feathers Motorsport</b> James GUESS / Tom CANNING (P)	Aston Martin GT4	16	26:35.732	1 Lap	0.686	87.83	1:33.828	8
15	69	GTH	3	<b>Make Happen Racing</b> Stephen WALTON / Chris HART	Mercedes AMG GT4	16	26:38.542	1 Lap	2.810	87.67	1:34.436	4
16	91	GTH	4	<b>24-7 Motorsport</b> David FRANKLAND / Ed BRIDLE (PS)	Mercedes AMG GT4	16	26:38.689	1 Lap	0.147	87.67	1:34.156	8
17	96	GTH	5	<b>Make Happen Racing</b> Jon CURRIE / Phil KEEN (P)	Mercedes AMG GT4	16	26:39.811	1 Lap	1.122	87.60	1:34.240	8
18	78	GTH	6	<b>Paddock Motorsport</b> Tim DOCKER / Jordan ALBERT (P)	Mclaren 570S GT4	16	26:40.542	1 Lap	0.731	87.56	1:34.193	11
19	75	GTC	4	<b>Parker Racing</b> Keith BUSH	Porsche 911 GT3 Cup	16	26:43.062	1 Lap	2.520	87.43	1:34.709	5
20	14	GTH	7	<b>Greystone GT</b> Phillip CARTER / Michael BROADHURST (P)	Mclaren 570S GT4	15	25:00.479	2 Laps	1 Lap	87.57	1:34.181	7

### NOT CLASSIFIED

NC	24	GT3		<b>Greystone GT</b> Andre BORODIN / Ed PEAD (P)	Mclaren 720S GT3	10	15:54.937	7 Laps	5 Laps	91.73	1:33.152	9
NC	11	GTC		<b>Blackthorn</b> Gilbert YATES	Lamborghini Super Trofeo	9	13:33.727	8 Laps	1 Lap	96.88	1:28.365	5

### FASTEST LAP

32	GT3		<b>Cook Racing</b> Sacha KAKAD / Hugo COOK (PS)	Audi R8 GT3 EVO2	17	1:25.072	102.96 mph	165.71 kph
7	GTO		<b>National Motorsport Academy</b> Morgan SHORT / Marcus SHORT	Mosler MT900	7	1:25.925	101.94 mph	164.06 kph
11	GTC		<b>Blackthorn</b> Gilbert YATES	Lamborghini Super Trofeo	5	1:28.365	99.13 mph	159.53 kph
42	GTH		<b>Ram Racing</b> Gustavo XAVIER / Seb MORRIS (P)	Mercedes AMG GT4	6	1:33.555	93.63 mph	150.68 kph

Weather / Track : Cloudy / Dry

These results are provisional until the conclusion of any judicial and technical matters.

Race Distance: 17 Laps / 41.36 miles

Brands Hatch GP: 2.4332 miles

Start: 13:13 Flag 13:39 End: 13:42

Clerk Of Course : Simon Gnana-Pragasam

Stewards :

Timekeeper : Nick Palmer

# GT Cup Championship

## RACE 11 - LAP CHART

LAP 1 @ 13:14:34.515			LAP 2 @ 13:16:00.126			LAP 3 @ 13:17:25.321			LAP 4 @ 13:18:50.732			LAP 5 @ 13:20:16.022		
NO	BEHIND	LAP TIME	NO	BEHIND	LAP TIME	NO	BEHIND	LAP TIME	NO	BEHIND	LAP TIME	NO	BEHIND	LAP TIME
32		1:28.988	32		1:25.611	32		1:25.195	32		1:25.411	32		1:25.290
50	0.954	1:29.942	50	1.054	1:25.711	50	1.421	1:25.562	50	1.975	1:25.965	50	2.245	1:25.560
7	2.793	1:31.781	7	3.724	1:26.542	7	4.706	1:26.177	7	5.390	1:26.095	7	6.209	1:26.109
77	3.385	1:32.373	77	4.383	1:26.609	77	5.673	1:26.485	77	6.235	1:25.973	77	7.072	1:26.127
13	3.688	1:32.676	13	4.792	1:26.715	13	6.108	1:26.511	13	6.682	1:25.985	13	7.293	1:25.901
67	4.096	1:33.084	67	5.707	1:27.222	67	7.097	1:26.585	67	7.669	1:25.983	67	8.613	1:26.234
33	6.792	1:35.780	33	11.152	1:29.971	33	15.718	1:29.761	33	20.271	1:29.964	33	24.547	1:29.566
2	7.658	1:36.646	2	12.338	1:30.291	2	17.388	1:30.245	2	21.552	1:29.575	11	25.065	1:28.365
11	8.062	1:37.050	11	12.677	1:30.226	11	17.901	1:30.419	11	21.990	1:29.500	2	26.720	1:30.458
28	10.332	1:39.320	28	15.578	1:30.857	28	19.758	1:29.375	28	24.323	1:29.976	28	29.231	1:30.198
999	12.534	1:41.522	999	18.446	1:31.523	999	24.559	1:31.308	999	30.487	1:31.339	999	36.607	1:31.410
72	13.470	1:42.458	72	22.149	1:34.290	72	30.828	1:33.874	72	39.308	1:33.891	72	48.257	1:34.239
69	13.955	1:42.943	42	23.203	1:34.683	62	31.095	1:32.761	62	39.498	1:33.814	62	48.578	1:34.370
42	14.131	1:43.119	69	23.356	1:35.012	42	31.599	1:33.591	42	40.195	1:34.007	42	49.256	1:34.351
82	14.659	1:43.647	62	23.529	1:33.630	69	32.974	1:34.813	69	41.999	1:34.436	69	52.202	1:35.493
62	15.510	1:44.498	82	24.545	1:35.497	82	33.888	1:34.538	82	42.845	1:34.368	82	52.520	1:34.965
96	15.666	1:44.654	96	25.473	1:35.418	96	34.943	1:34.665	96	43.886	1:34.354	96	53.072	1:34.476
14	16.225	1:45.213	14	26.216	1:35.602	14	35.556	1:34.535	14	44.365	1:34.220	14	53.539	1:34.464
24	16.632	1:45.620	24	26.596	1:35.575	24	35.735	1:34.334	24	44.567	1:34.243	24	53.765	1:34.488
91	17.473	1:46.461	91	27.367	1:35.505	91	36.679	1:34.507	91	45.860	1:34.592	91	54.881	1:34.311
78	18.340	1:47.328	78	28.172	1:35.443	78	37.854	1:34.877	78	47.732	1:35.289	78	57.193	1:34.751
75	19.458	1:48.446	75	30.601	1:36.754	75	41.393	1:35.987	75	51.375	1:35.393	75	1:00.794	1:34.709



# GT Cup Championship

## RACE 11 - LAP CHART

LAP 6 @ 13:21:41.317			LAP 7 @ 13:23:06.804			LAP 8 @ 13:24:32.427			LAP 9 @ 13:25:58.711			LAP 10 @ 13:27:26.929		
NO	BEHIND	LAP TIME	NO	BEHIND	LAP TIME	NO	BEHIND	LAP TIME	NO	BEHIND	LAP TIME	NO	BEHIND	LAP TIME
32		1:25.295	32		1:25.487	32		1:25.623	32		1:26.284	32		1:28.218
50	2.440	1:25.490	50	2.803	1:25.850	50	3.044	1:25.864	50	3.115	1:26.355	69	1 Lap	1:35.497
7	6.957	1:26.043	7	7.395	1:25.925	7	7.813	1:26.041	75	1 Lap	1:36.810	50	1.600	1:26.703
77	7.962	1:26.185	77	8.303	1:25.828	77	8.677	1:25.997	7	8.384	1:26.855	14	1 Lap	1:34.750
13	8.377	1:26.379	13	8.714	1:25.824	13	9.108	1:26.017	77	9.099	1:26.706	96	1 Lap	1:35.054
67	9.773	1:26.455	67	12.434	1:28.148	67	13.619	1:26.808	13	9.386	1:26.562	91	1 Lap	1:35.643
11	29.810	1:30.040	11	33.506	1:29.183	11	37.142	1:29.259	67	13.875	1:26.540	78	1 Lap	1:36.016
33	29.956	1:30.704	33	35.166	1:30.697	33	39.663	1:30.120	11	40.543	1:29.685	7	6.942	1:26.776
2	31.647	1:30.222	2	36.356	1:30.196	2	41.299	1:30.566	33	43.625	1:30.246	77	7.531	1:26.650
28	33.867	1:29.931	28	38.241	1:29.861	28	42.508	1:29.890	2	45.014	1:29.999	13	7.898	1:26.730
999	42.669	1:31.357	999	48.241	1:31.059	999	53.791	1:31.173	28	45.943	1:29.719	67	12.615	1:26.958
72	56.041	1:33.079	62	1:03.453	1:32.342	62	1:10.566	1:32.736	999	58.927	1:31.420	75	1 Lap	1:37.851
62	56.598	1:33.315	72	1:04.786	1:34.232	72	1:13.318	1:34.155	62	1:17.777	1:33.495	33	46.055	1:30.648
42	57.516	1:33.555	42	1:06.012	1:33.983	42	1:14.391	1:34.002	72	1:20.822	1:33.788	2	46.502	1:29.706
69	1:01.660	1:34.753	82	1:10.228	1:34.005	82	1:18.433	1:33.828	42	1:22.225	1:34.118	28	47.574	1:29.849
82	1:01.710	1:34.485	69	1:11.479	1:35.306	69	1:20.450	1:34.594	82	1:26.360	1:34.211	999	1:00.912	1:30.203
14	1:03.184	1:34.940	14	1:11.878	1:34.181	24	1:20.894	1:34.455	24	1:27.762	1:33.152	62	1:23.161	1:33.602
96	1:03.838	1:36.061	24	1:12.062	1:33.681	14	1:21.639	1:35.384				72	1:26.854	1:34.250
24	1:03.868	1:35.398	96	1:13.682	1:35.331	96	1:22.299	1:34.240						
91	1:04.664	1:35.078	91	1:14.098	1:34.921	91	1:22.631	1:34.156						
78	1:06.668	1:34.770	78	1:15.990	1:34.809	78	1:24.851	1:34.484						
75	1:10.424	1:34.925	75	1:19.780	1:34.843									

# GT Cup Championship

## RACE 11 - LAP CHART

LAP 11 @ 13:28:53.828			LAP 12 @ 13:30:21.174			LAP 13 @ 13:31:49.414			LAP 14 @ 13:34:08.962			LAP 15 @ 13:36:24.794		
NO	BEHIND	LAP TIME	NO	BEHIND	LAP TIME	NO	BEHIND	LAP TIME	NO	BEHIND	LAP TIME	NO	BEHIND	LAP TIME
32		1:26.899	32		1:27.346	32		1:28.240	32		2:19.548	32		2:15.832
42	1 Lap	1:34.240	50	1.814	1:27.337	50	1.669	1:28.095	50	0.900	2:18.779	50	0.465	2:15.397
50	1.823	1:27.122	62	1 Lap	1:35.226	62	1 Lap	1:34.793	62	1 Lap	2:10.320	62	1 Lap	2:15.327
82	1 Lap	1:35.234	72	1 Lap	1:34.897	7	14.002	1:31.216	7	2.493	2:08.039	7	1.215	2:14.554
24	1 Lap	1:33.991	42	1 Lap	1:34.362	72	1 Lap	1:35.939	72	1 Lap	2:07.733	72	1 Lap	2:15.430
7	10.100	1:30.057	7	11.026	1:28.272	13	15.713	1:31.698	13	3.890	2:07.725	13	3.151	2:15.093
69	1 Lap	1:35.743	13	12.255	1:28.342	42	1 Lap	1:39.274	42	1 Lap	2:04.922	77	3.888	2:14.051
14	1 Lap	1:35.747	77	15.612	1:31.854	77	20.548	1:33.176	77	5.669	2:04.669	42	1 Lap	2:15.115
77	11.104	1:30.472	67	17.921	1:32.617	67	21.904	1:32.223	67	6.379	2:04.023	67	4.442	2:13.895
96	1 Lap	1:35.244	82	1 Lap	1:39.169	82	1 Lap	1:38.085	82	1 Lap	1:58.748	82	1 Lap	2:14.043
13	11.259	1:30.260	14	1 Lap	1:35.765	14	1 Lap	1:38.403	14	1 Lap	1:58.161	14	1 Lap	2:14.032
67	12.650	1:26.934	69	1 Lap	1:36.596	69	1 Lap	1:38.557	69	1 Lap	1:58.601	69	1 Lap	2:13.649
91	1 Lap	1:35.833	96	1 Lap	1:35.934	96	1 Lap	1:38.940	96	1 Lap	1:58.727	96	1 Lap	2:12.956
78	1 Lap	1:36.328	91	1 Lap	1:35.173	91	1 Lap	1:39.042	91	1 Lap	1:59.138	91	1 Lap	2:11.820
75	1 Lap	1:35.550	78	1 Lap	1:34.193	78	1 Lap	1:37.730	78	1 Lap	1:59.147	78	1 Lap	2:11.298
33	49.987	1:30.831	75	1 Lap	1:35.606	75	1 Lap	1:38.655	75	1 Lap	1:51.378	33	8.747	2:09.661
28	50.452	1:29.777	33	53.731	1:31.090	33	58.478	1:32.987	33	14.918	1:35.988	75	1 Lap	2:11.291
2	52.413	1:32.810	28	54.234	1:31.128	28	58.813	1:32.819	28	15.621	1:36.356	28	9.129	2:09.340
999	1:05.437	1:31.424	2	55.983	1:30.916	2	1:09.576	1:41.833	2	26.348	1:36.320	2	10.022	1:59.506
			999	1:08.945	1:30.854	999	1:16.415	1:35.710	999	33.061	1:36.194	999	10.406	1:53.177

# GT Cup Championship

## RACE 11 - LAP CHART

LAP 16 @ 13:37:51.317			LAP 17 @ 13:39:16.389		
NO	BEHIND	LAP TIME	NO	BEHIND	LAP TIME
32		1:26.523	32		1:25.072
50	0.923	1:26.981	50	1.812	1:25.961
7	3.096	1:28.404	7	5.100	1:27.076
13	3.734	1:27.106	13	6.396	1:27.734
77	7.842	1:30.477	67	10.307	1:27.039
67	8.340	1:30.421	77	11.438	1:28.668
62	1 Lap	1:36.766	62	1 Lap	1:33.840
42	1 Lap	1:35.223	42	1 Lap	1:34.437
72	1 Lap	1:37.166	28	23.508	1:32.686
82	1 Lap	1:35.199	72	1 Lap	1:35.625
14	1 Lap	1:35.082	82	1 Lap	1:35.710
69	1 Lap	1:34.930	33	25.051	1:34.437
33	15.686	1:33.462	2	25.227	1:34.020
91	1 Lap	1:35.443	999	25.788	1:33.837
28	15.894	1:33.288	69	1 Lap	1:37.619
2	16.279	1:32.780	91	1 Lap	1:37.066
999	17.023	1:33.140	96	1 Lap	1:34.863
96	1 Lap	1:38.894	78	1 Lap	1:35.387
78	1 Lap	1:38.692	75	1 Lap	1:35.964
75	1 Lap	1:38.900			

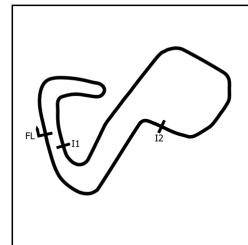
GT Cup Championship

RACE 11 - POSITION CHART

No	Name	Lap																	
		Pos	1	2	3	4	5	6	7	8	9	10	11	12	13	14	15	16	17
32	Cook Racing	1	32	32	32	32	32	32	32	32	32	32	32	32	32	32	32	32	32
50	Drivetac powered by Tra	2	50	50	50	50	50	50	50	50	50	50	50	50	50	50	50	50	50
7	National Motorsport Acc	3	7	7	7	7	7	7	7	7	7	7	7	7	7	7	7	7	7
77	Enduro Motorsport	4	77	77	77	77	77	77	77	77	77	77	77	13	13	13	13	13	13
13	Race Lab	5	13	13	13	13	13	13	13	13	13	13	13	77	77	77	77	77	67
67	Orange Racing powered	6	67	67	67	67	67	67	67	67	67	67	67	67	67	67	67	67	77
11	Blackthorn	7	33	33	33	33	33	11	11	11	11	33	33	33	33	33	33	33	28
33	G-Cat Racing	8	2	2	2	2	11	33	33	33	33	2	28	28	28	28	28	28	33
28	Kendall Developments	9	11	11	11	11	2	2	2	2	2	28	2	2	2	2	2	2	2
2	Topcats Racing	10	28	28	28	28	28	28	28	28	999	999	999	999	999	999	999	999	999
24	Greystone GT	11	999	999	999	999	999	999	999	999	999	62	62	62	62	62	62	62	62
62	Woodrow Motorsport	12	72	72	72	72	72	72	62	62	62	72	72	72	72	72	42	42	42
999	Orange Racing powered	13	69	42	62	62	62	62	72	72	72	42	42	42	42	42	72	72	72
72	Woodrow Motorsport	14	42	69	42	42	42	42	42	42	42	82	82	82	82	82	82	82	82
42	Ram Racing	15	82	62	69	69	69	69	82	82	82	24	14	14	14	14	14	69	69
69	Make Happen Racing	16	62	82	82	82	82	82	69	69	24	69	69	69	69	69	69	91	91
96	Make Happen Racing	17	96	96	96	96	96	14	14	24	69	14	96	96	96	96	91	96	96
14	Greystone GT	18	14	14	14	14	14	96	24	14	14	96	91	91	91	91	96	78	78
82	Feathers Motorsport	19	24	24	24	24	24	24	96	96	96	91	78	78	78	78	78	75	75
91	24-7 Motorsport	20	91	91	91	91	91	91	91	91	91	78	75	75	75	75	75	75	75
75	Parker Racing	21	78	78	78	78	78	78	78	78	78	75	75	75	75	75	75	75	75
78	Paddock Motorsport	22	75	75	75	75	75	75	75	75	75	75	75	75	75	75	75	75	75

# GT Cup Championship

## RACE 11 - SECTOR ANALYSIS



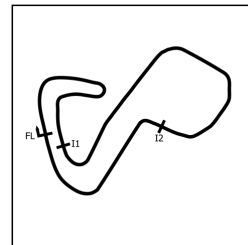
SECTOR 1 = FL to I1, SECTOR 2 = I1 to I2, SECTOR 3 = I2 to FL, DIFF = Difference To Personal Best Lap, P = Crossed Finish Line in Pit Lane, D = Time Disallowed

P1 32 GT3 Cook Racing		Audi R8 GT3 EVO2					
IDEAL LAP TIME : 1:24.847		BEST LAP TIME : 1:25.072		DIFFERENCE : 0.225			
Sacha KAKAD		Hugo COOK (PS)					
LAP	SECTOR 1	SECTOR 2	SECTOR 3	LAP TIME	MPH	DIFF	TIME OF DAY
1 - D1		38.332	20.445	1:28.988	98.43	3.916	13:14:34.515
2 - D1	27.040	38.185	20.386	1:25.611	102.32	0.539	13:16:00.126
3 - D1	26.915	37.934	20.346	1:25.195 (2)	102.82	0.123	13:17:25.321
4 - D1	27.107	38.029	20.275	1:25.411	102.56	0.339	13:18:50.732
5 - D1	27.066	37.851	20.373	1:25.290 (3)	102.70	0.218	13:20:16.022
6 - D1	27.004	37.819	20.472	1:25.295	102.70	0.223	13:21:41.317
7 - D1	27.077	38.036	20.374	1:25.487	102.46	0.415	13:23:06.804
8 - D1	27.173	37.946	20.504	1:25.623	102.30	0.551	13:24:32.427
9 - D1	27.149	38.602	20.533	1:26.284	101.52	1.212	13:25:58.711
10 - D1	27.810	39.321	21.087	1:28.218	99.29	3.146	13:27:26.929
11 - D1	27.998	38.060	20.841	1:26.899	100.80	1.827	13:28:53.828
12 - D1	27.058	39.981	20.307	1:27.346	100.28	2.274	13:30:21.174
13 - D1	27.056	37.829	23.355	1:28.240	99.27	3.168	13:31:49.414
14 - D1	31.458	1:09.658	38.432	2:19.548	62.77	54.476	13:34:08.962
15 - D1	42.034	1:03.891	29.907	2:15.832	64.49	50.760	13:36:24.794
16 - D1	27.715	38.211	20.597	1:26.523	101.24	1.451	13:37:51.317
17 - D1	27.140	37.658	20.274	1:25.072 (1)	102.96		13:39:16.389

P2 50 GT3		Drivetac powered by Track Focused		Mercedes AMG GT3			
IDEAL LAP TIME : 1:25.408		BEST LAP TIME : 1:25.490		DIFFERENCE : 0.082			
James WALLIS		Sam MAHER-LOGHAN (PS)					
LAP	SECTOR 1	SECTOR 2	SECTOR 3	LAP TIME	MPH	DIFF	TIME OF DAY
1 - D2		38.554	20.497	1:29.942	97.39	4.452	13:14:35.469
2 - D2	27.299	37.904	20.508	1:25.711	102.20	0.221	13:16:01.180
3 - D2	27.317	37.974	20.271	1:25.562 (3)	102.38	0.072	13:17:26.742
4 - D2	27.404	38.142	20.419	1:25.965	101.90	0.475	13:18:52.707
5 - D2	27.233	38.049	20.278	1:25.560 (2)	102.38	0.070	13:20:18.267
6 - D2	27.241	37.922	20.327	1:25.490 (1)	102.46		13:21:43.757
7 - D2	27.423	37.992	20.435	1:25.850	102.03	0.360	13:23:09.607
8 - D2	27.294	38.120	20.450	1:25.864	102.01	0.374	13:24:35.471
9 - D2	27.478	37.968	20.909	1:26.355	101.43	0.865	13:26:01.826
10 - D2	27.381	38.483	20.839	1:26.703	101.03	1.213	13:27:28.529
11 - D2	28.045	38.357	20.720	1:27.122	100.54	1.632	13:28:55.651
12 - D2	27.867	38.833	20.637	1:27.337	100.29	1.847	13:30:22.988
13 - D2	27.383	38.011	22.701	1:28.095	99.43	2.605	13:31:51.083
14 - D2	30.804	1:09.615	38.360	2:18.779	63.12	53.289	13:34:09.862
15 - D2	41.998	1:03.684	29.715	2:15.397	64.69	49.907	13:36:25.259
16 - D2	28.058	38.284	20.639	1:26.981	100.70	1.491	13:37:52.240
17 - D2	27.436	37.950	20.575	1:25.961	101.90	0.471	13:39:18.201

# GT Cup Championship

## RACE 11 - SECTOR ANALYSIS



SECTOR 1 = FL to I1, SECTOR 2 = I1 to I2, SECTOR 3 = I2 to FL, DIFF = Difference To Personal Best Lap, P = Crossed Finish Line in Pit Lane, D = Time Disallowed

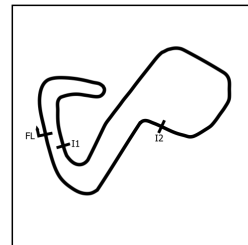
P3 7 GTO National Motorsport Academy				Mosler MT900			
IDEAL LAP TIME : 1:25.585		BEST LAP TIME : 1:25.925		DIFFERENCE : 0.340			
Morgan SHORT		Marcus SHORT					
LAP	SECTOR 1	SECTOR 2	SECTOR 3	LAP TIME	MPH	DIFF	TIME OF DAY
1 - D1		38.945	20.667	1:31.781	95.44	5.856	13:14:37.308
2 - D1	27.477	38.523	20.542	1:26.542	101.22	0.617	13:16:03.850
3 - D1	27.839	<b>37.977</b>	20.361	1:26.177	101.64	0.252	13:17:30.027
4 - D1	<b>27.333</b>	38.225	20.537	1:26.095	101.74	0.170	13:18:56.122
5 - D1	27.546	38.288	<b>20.275</b>	1:26.109	101.72	0.184	13:20:22.231
6 - D1	27.586	38.034	20.423	1:26.043 (3)	101.80	0.118	13:21:48.274
7 - D1	27.517	38.089	20.319	<b>1:25.925 (1)</b>	<b>101.94</b>		<b>13:23:14.199</b>
8 - D1	27.569	38.160	20.312	1:26.041 (2)	101.81	0.116	13:24:40.240
9 - D1	27.877	38.498	20.480	1:26.855	100.85	0.930	13:26:07.095
10 - D1	27.754	38.604	20.418	1:26.776	100.94	0.851	13:27:33.871
11 - D1	28.483	40.336	21.238	1:30.057	97.26	4.132	13:29:03.928
12 - D1	27.844	40.051	20.377	1:28.272	99.23	2.347	13:30:32.200
13 - D1	27.874	40.389	22.953	1:31.216	96.03	5.291	13:32:03.416
14 - D1	30.743	59.347	37.949	2:08.039	68.41	42.114	13:34:11.455
15 - D1	42.155	1:03.781	28.618	2:14.554	65.10	48.629	13:36:26.009
16 - D1	28.980	38.702	20.722	1:28.404	99.08	2.479	13:37:54.413
17 - D1	27.847	38.563	20.666	1:27.076	100.59	1.151	13:39:21.489

P4 13 GT3 Race Lab				McLaren 720S GT3 EVO			
IDEAL LAP TIME : 1:25.684		BEST LAP TIME : 1:25.824		DIFFERENCE : 0.140			
Lucky KHERA		Euan HANKEY (P)					
LAP	SECTOR 1	SECTOR 2	SECTOR 3	LAP TIME	MPH	DIFF	TIME OF DAY
1 - D1		39.311	20.818	1:32.676	94.52	6.852	13:14:38.203
2 - D1	27.829	38.201	20.685	1:26.715	101.01	0.891	13:16:04.918
3 - D1	27.676	38.295	20.540	1:26.511	101.25	0.687	13:17:31.429
4 - D1	27.516	37.900	20.569	1:25.985 (3)	101.87	0.161	13:18:57.414
5 - D1	27.488	37.967	<b>20.446</b>	1:25.901 (2)	101.97	0.077	13:20:23.315
6 - D1	27.772	37.980	20.627	1:26.379	101.41	0.555	13:21:49.694
7 - D1	27.458	<b>37.802</b>	20.564	<b>1:25.824 (1)</b>	<b>102.06</b>		<b>13:23:15.518</b>
8 - D1	<b>27.436</b>	38.066	20.515	1:26.017	101.83	0.193	13:24:41.535
9 - D1	27.437	38.200	20.925	1:26.562	101.19	0.738	13:26:08.097
10 - D1	27.607	38.508	20.615	1:26.730	101.00	0.906	13:27:34.827
11 - D1	28.390	40.256	21.614	1:30.260	97.05	4.436	13:29:05.087
12 - D1	28.635	39.237	20.470	1:28.342	99.15	2.518	13:30:33.429
13 - D1	27.476	40.378	23.844	1:31.698	95.52	5.874	13:32:05.127
14 - D1	31.224	59.498	37.003	2:07.725	68.58	41.901	13:34:12.852
15 - D1	43.232	1:02.816	29.045	2:15.093	64.84	49.269	13:36:27.945
16 - D1	28.196	38.104	20.806	1:27.106	100.56	1.282	13:37:55.051
17 - D1	27.760	38.950	21.024	1:27.734	99.84	1.910	13:39:22.785

# GT Cup Championship

## RACE 11 - SECTOR ANALYSIS



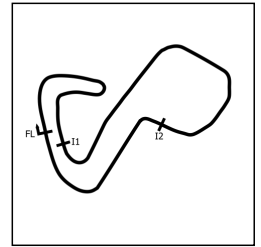
SECTOR 1 = FL to I1, SECTOR 2 = I1 to I2, SECTOR 3 = I2 to FL, DIFF = Difference To Personal Best Lap, P = Crossed Finish Line in Pit Lane, D = Time Disallowed

P5 67 GT3		Orange Racing powered by JMH		Mclaren 720S GT3			
IDEAL LAP TIME : 1:25.911		BEST LAP TIME : 1:25.983		DIFFERENCE : 0.072			
Simon ORANGE		Tom ROCHE (PS)					
LAP	SECTOR 1	SECTOR 2	SECTOR 3	LAP TIME	MPH	DIFF	TIME OF DAY
1 - D1		39.480	20.692	1:33.084	94.10	7.101	13:14:38.611
2 - D1	27.876	38.624	20.722	1:27.222	100.43	1.239	13:16:05.833
3 - D1	27.515	38.467	20.603	1:26.585	101.17	0.602	13:17:32.418
4 - D1	27.304	38.201	20.478	1:25.983 (1)	101.87		13:18:58.401
5 - D1	27.232	38.362	20.640	1:26.234 (2)	101.58	0.251	13:20:24.635
6 - D1	27.343	38.532	20.580	1:26.455 (3)	101.32	0.472	13:21:51.090
7 - D1	28.687	38.535	20.926	1:28.148	99.37	2.165	13:23:19.238
8 - D1	27.438	38.454	20.916	1:26.808	100.91	0.825	13:24:46.046
9 - D1	27.450	38.485	20.605	1:26.540	101.22	0.557	13:26:12.586
10 - D1	27.392	38.366	21.200	1:26.958	100.73	0.975	13:27:39.544
11 - D1	27.556	38.805	20.573	1:26.934	100.76	0.951	13:29:06.478
12 - D1	28.435	39.579	24.603	1:32.617	94.58	6.634	13:30:39.095
13 - D1	27.742	38.927	25.554	1:32.223	94.98	6.240	13:32:11.318
14 - D1	29.794	57.803	36.426	2:04.023	70.63	38.040	13:34:15.341
15 - D1	43.328	1:01.974	28.593	2:13.895	65.42	47.912	13:36:29.236
16 - D1	29.441	40.194	20.786	1:30.421	96.87	4.438	13:37:59.657
17 - D1	27.955	38.422	20.662	1:27.039	100.64	1.056	13:39:26.696

P6 77 GT3		Enduro Motorsport		Mclaren 720S GT3			
IDEAL LAP TIME : 1:25.606		BEST LAP TIME : 1:25.828		DIFFERENCE : 0.222			
Mogan TILLBROOK		Marcus CLUTTON (P)					
LAP	SECTOR 1	SECTOR 2	SECTOR 3	LAP TIME	MPH	DIFF	TIME OF DAY
1 - D1		39.190	20.867	1:32.373	94.83	6.545	13:14:37.900
2 - D1	27.738	38.169	20.702	1:26.609	101.14	0.781	13:16:04.509
3 - D1	27.786	38.123	20.576	1:26.485	101.28	0.657	13:17:30.994
4 - D1	27.641	37.766	20.566	1:25.973 (2)	101.89	0.145	13:18:56.967
5 - D1	27.523	37.933	20.671	1:26.127	101.70	0.299	13:20:23.094
6 - D1	27.627	37.954	20.604	1:26.185	101.63	0.357	13:21:49.279
7 - D1	27.342	37.988	20.498	1:25.828 (1)	102.06		13:23:15.107
8 - D1	27.474	37.888	20.635	1:25.997 (3)	101.86	0.169	13:24:41.104
9 - D1	27.636	38.178	20.892	1:26.706	101.02	0.878	13:26:07.810
10 - D1	27.611	38.475	20.564	1:26.650	101.09	0.822	13:27:34.460
11 - D1	28.567	40.167	21.738	1:30.472	96.82	4.644	13:29:04.932
12 - D1	29.011	39.932	22.911	1:31.854	95.36	6.026	13:30:36.786
13 - D1	27.770	39.639	25.767	1:33.176	94.01	7.348	13:32:09.962
14 - D1	30.609	57.330	36.730	2:04.669	70.26	38.841	13:34:14.631
15 - D1	43.167	1:02.246	28.638	2:14.051	65.34	48.223	13:36:28.682
16 - D1	28.847	40.890	20.740	1:30.477	96.81	4.649	13:37:59.159
17 - D1	28.993	38.723	20.952	1:28.668	98.79	2.840	13:39:27.827

# GT Cup Championship

## RACE 11 - SECTOR ANALYSIS



SECTOR 1 = FL to I1, SECTOR 2 = I1 to I2, SECTOR 3 = I2 to FL, DIFF = Difference To Personal Best Lap, P = Crossed Finish Line in Pit Lane, D = Time Disallowed

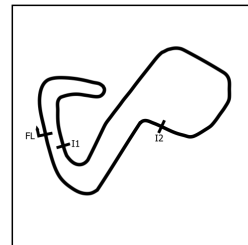
P7 28 GTO Kendall Developments				Mercedes AMG GT3			
IDEAL LAP TIME : 1:29.221		BEST LAP TIME : 1:29.375		DIFFERENCE : 0.154			
Paul BAILEY		Ross WYLIE (P)					
LAP	SECTOR 1	SECTOR 2	SECTOR 3	LAP TIME	MPH	DIFF	TIME OF DAY
1 - D1		41.155	22.622	1:39.320	88.19	9.945	13:14:44.847
2 - D1	28.845	40.075	21.937	1:30.857	96.41	1.482	13:16:15.704
3 - D1	28.507	39.790	21.078	1:29.375 (1)	98.01		13:17:45.079
4 - D1	28.709	39.691	21.576	1:29.976	97.35	0.601	13:19:15.055
5 - D1	28.766	39.989	21.443	1:30.198	97.11	0.823	13:20:45.253
6 - D1	28.679	39.918	21.334	1:29.931	97.40	0.556	13:22:15.184
7 - D1	28.590	39.892	21.379	1:29.861	97.48	0.486	13:23:45.045
8 - D1	28.834	39.636	21.420	1:29.890	97.45	0.515	13:25:14.935
9 - D1	28.536	39.703	21.480	1:29.719 (2)	97.63	0.344	13:26:44.654
10 - D1	28.592	39.826	21.431	1:29.849	97.49	0.474	13:28:14.503
11 - D1	28.586	39.698	21.493	1:29.777 (3)	97.57	0.402	13:29:44.280
12 - D1	28.902	40.146	22.080	1:31.128	96.12	1.753	13:31:15.408
13 - D1	29.333	41.485	22.001	1:32.819	94.37	3.444	13:32:48.227
14 - D1	29.531	41.317	25.508	1:36.356	90.91	6.981	13:34:24.583
15 - D1	41.822	1:00.546	26.972	2:09.340	67.72	39.965	13:36:33.923
16 - D1	29.812	41.582	21.894	1:33.288	93.90	3.913	13:38:07.211
17 - D1	30.089	40.387	22.210	1:32.686	94.51	3.311	13:39:39.897

P8 33 GT3 G-Cat Racing				Porsche 911 GTR GT3			
IDEAL LAP TIME : 1:29.483		BEST LAP TIME : 1:29.566		DIFFERENCE : 0.083			
Shamus JENNINGS		Greg CATON					
LAP	SECTOR 1	SECTOR 2	SECTOR 3	LAP TIME	MPH	DIFF	TIME OF DAY
1 - D1		40.291	21.435	1:35.780	91.45	6.214	13:14:41.307
2 - D1	28.474	40.052	21.445	1:29.971	97.36	0.405	13:16:11.278
3 - D1	28.237	40.079	21.445	1:29.761 (2)	97.59	0.195	13:17:41.039
4 - D1	28.610	40.034	21.320	1:29.964 (3)	97.37	0.398	13:19:11.003
5 - D1	28.256	40.098	21.212	1:29.566 (1)	97.80		13:20:40.569
6 - D1	28.356	40.710	21.638	1:30.704	96.57	1.138	13:22:11.273
7 - D1	28.632	40.608	21.457	1:30.697	96.58	1.131	13:23:41.970
8 - D1	28.400	40.292	21.428	1:30.120	97.20	0.554	13:25:12.090
9 - D1	28.501	40.392	21.353	1:30.246	97.06	0.680	13:26:42.336
10 - D1	28.592	40.539	21.517	1:30.648	96.63	1.082	13:28:12.984
11 - D1	28.955	40.419	21.457	1:30.831	96.44	1.265	13:29:43.815
12 - D1	28.809	40.380	21.901	1:31.090	96.16	1.524	13:31:14.905
13 - D1	28.838	41.738	22.411	1:32.987	94.20	3.421	13:32:47.892
14 - D1	29.209	41.406	25.373	1:35.988	91.25	6.422	13:34:23.880
15 - D1	41.878	1:00.480	27.303	2:09.661	67.55	40.095	13:36:33.541
16 - D1	29.713	41.502	22.247	1:33.462	93.72	3.896	13:38:07.003
17 - D1	30.539	41.455	22.443	1:34.437	92.75	4.871	13:39:41.440



# GT Cup Championship

## RACE 11 - SECTOR ANALYSIS



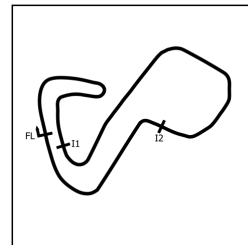
SECTOR 1 = FL to I1, SECTOR 2 = I1 to I2, SECTOR 3 = I2 to FL, DIFF = Difference To Personal Best Lap, P = Crossed Finish Line in Pit Lane, D = Time Disallowed

P9 2 GTC Topcats Racing				Lamborghini Super Trofeo			
IDEAL LAP TIME : 1:29.264		BEST LAP TIME : 1:29.575		DIFFERENCE : 0.311			
Charlotte GILBERT		Warren GILBERT					
LAP	SECTOR 1	SECTOR 2	SECTOR 3	LAP TIME	MPH	DIFF	TIME OF DAY
1 - D1		40.678	21.430	1:36.646	90.63	7.071	13:14:42.173
2 - D1	28.463	40.531	21.297	1:30.291	97.01	0.716	13:16:12.464
3 - D1	28.540	40.661	21.044	1:30.245	97.06	0.670	13:17:42.709
4 - D1	28.208	40.231	21.136	1:29.575 (1)	97.79		13:19:12.284
5 - D1	28.342	40.800	21.316	1:30.458	96.83	0.883	13:20:42.742
6 - D1	28.667	40.537	21.018	1:30.222	97.09	0.647	13:22:12.964
7 - D1	28.566	40.249	21.381	1:30.196	97.12	0.621	13:23:43.160
8 - D1	28.736	40.692	21.138	1:30.566	96.72	0.991	13:25:13.726
9 - D1	28.242	40.453	21.304	1:29.999 (3)	97.33	0.424	13:26:43.725
10 - D1	28.283	40.038	21.385	1:29.706 (2)	97.65	0.131	13:28:13.431
11 - D1	29.084	42.394	21.332	1:32.810	94.38	3.235	13:29:46.241
12 - D1	28.735	40.367	21.814	1:30.916	96.35	1.341	13:31:17.157
13 - D1	31.410	46.444	23.979	1:41.833	86.02	12.258	13:32:58.990
14 - D1	30.412	42.467	23.441	1:36.320	90.94	6.745	13:34:35.310
15 - D1	33.470	59.577	26.459	1:59.506	73.30	29.931	13:36:34.816
16 - D1	29.556	41.727	21.497	1:32.780	94.41	3.205	13:38:07.596
17 - D1	30.197	41.473	22.350	1:34.020	93.16	4.445	13:39:41.616

P10 999 GTC Orange Racing powered by JMH				Porsche 911 GT3 Cup			
IDEAL LAP TIME : 1:30.203		BEST LAP TIME : 1:30.203		DIFFERENCE : 0.000			
Patrick COLLINS		Russ LINDSAY					
LAP	SECTOR 1	SECTOR 2	SECTOR 3	LAP TIME	MPH	DIFF	TIME OF DAY
1 - D1		42.150	22.238	1:41.522	86.28	11.319	13:14:47.049
2 - D1	29.115	40.768	21.640	1:31.523	95.71	1.320	13:16:18.572
3 - D1	28.980	40.689	21.639	1:31.308	95.93	1.105	13:17:49.880
4 - D1	29.116	40.733	21.490	1:31.339	95.90	1.136	13:19:21.219
5 - D1	28.951	40.897	21.562	1:31.410	95.83	1.207	13:20:52.629
6 - D1	29.078	40.818	21.461	1:31.357	95.88	1.154	13:22:23.986
7 - D1	29.009	40.648	21.402	1:31.059 (3)	96.19	0.856	13:23:55.045
8 - D1	28.946	40.725	21.502	1:31.173	96.07	0.970	13:25:26.218
9 - D1	29.299	40.551	21.570	1:31.420	95.81	1.217	13:26:57.638
10 - D1	28.941	39.977	21.285	1:30.203 (1)	97.11		13:28:27.841
11 - D1	29.510	40.552	21.362	1:31.424	95.81	1.221	13:29:59.265
12 - D1	29.049	40.242	21.563	1:30.854 (2)	96.41	0.651	13:31:30.119
13 - D1	30.314	42.727	22.669	1:35.710	91.52	5.507	13:33:05.829
14 - D1	29.598	43.455	23.141	1:36.194	91.06	5.991	13:34:42.023
15 - D1	29.721	57.515	25.941	1:53.177	77.39	22.974	13:36:35.200
16 - D1	29.595	41.998	21.547	1:33.140	94.05	2.937	13:38:08.340
17 - D1	30.121	41.372	22.344	1:33.837	93.35	3.634	13:39:42.177

# GT Cup Championship

## RACE 11 - SECTOR ANALYSIS



SECTOR 1 = FL to I1, SECTOR 2 = I1 to I2, SECTOR 3 = I2 to FL, DIFF = Difference To Personal Best Lap, P = Crossed Finish Line in Pit Lane, D = Time Disallowed

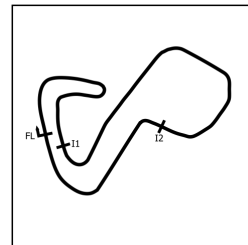
P11 62 GTC		Woodrow Motorsport		Lamborghini Super Trofeo			
IDEAL LAP TIME : 1:31.754		BEST LAP TIME : 1:32.342		DIFFERENCE : 0.588			
Matthew EVANS		Kevin CLARKE					
LAP	SECTOR 1	SECTOR 2	SECTOR 3	LAP TIME	MPH	DIFF	TIME OF DAY
1 - D1		41.368	28.042	1:44.498	83.82	12.156	13:14:50.025
2 - D1	29.767	41.704	22.159	1:33.630	93.55	1.288	13:16:23.655
3 - D1	29.646	40.891	22.224	1:32.761 (3)	94.43	0.419	13:17:56.416
4 - D1	29.474	42.034	22.306	1:33.814	93.37	1.472	13:19:30.230
5 - D1	29.994	42.025	22.351	1:34.370	92.82	2.028	13:21:04.600
6 - D1	29.641	41.537	22.137	1:33.315	93.87	0.973	13:22:37.915
7 - D1	28.898	41.479	21.965	1:32.342 (1)	94.86		13:24:10.257
8 - D1	28.955	41.560	22.221	1:32.736 (2)	94.45	0.394	13:25:42.993
9 - D1	29.540	41.494	22.461	1:33.495	93.69	1.153	13:27:16.488
10 - D1	29.595	41.743	22.264	1:33.602	93.58	1.260	13:28:50.090
11 - D1	29.464	42.948	22.814	1:35.226	91.99	2.884	13:30:25.316
12 - D1	29.583	42.275	22.935	1:34.793	92.41	2.451	13:32:00.109
13 - D1	30.054	1:02.210	38.056	2:10.320	67.21	37.978	13:34:10.429
14 - D1	41.897	1:03.821	29.609	2:15.327	64.73	42.985	13:36:25.756
15 - D1	31.237	43.072	22.457	1:36.766	90.52	4.424	13:38:02.522
16 - D1	29.597	41.850	22.393	1:33.840	93.34	1.498	13:39:36.362

P12 42 GTH		Ram Racing		Mercedes AMG GT4			
IDEAL LAP TIME : 1:33.364		BEST LAP TIME : 1:33.555		DIFFERENCE : 0.191			
Gustavo XAVIER		Seb MORRIS (P)					
LAP	SECTOR 1	SECTOR 2	SECTOR 3	LAP TIME	MPH	DIFF	TIME OF DAY
1 - D1		43.383	22.929	1:43.119	84.94	9.564	13:14:48.646
2 - D1	29.773	42.602	22.308	1:34.683	92.51	1.128	13:16:23.329
3 - D1	29.379	41.893	22.319	1:33.591 (2)	93.59	0.036	13:17:56.920
4 - D1	29.634	41.809	22.564	1:34.007	93.18	0.452	13:19:30.927
5 - D1	29.864	41.750	22.737	1:34.351	92.84	0.796	13:21:05.278
6 - D1	29.455	41.865	22.235	1:33.555 (1)	93.63		13:22:38.833
7 - D1	29.495	42.109	22.379	1:33.983 (3)	93.20	0.428	13:24:12.816
8 - D1	29.440	42.127	22.435	1:34.002	93.18	0.447	13:25:46.818
9 - D1	29.715	41.882	22.521	1:34.118	93.07	0.563	13:27:20.936
10 - D1	29.397	42.298	22.545	1:34.240	92.95	0.685	13:28:55.176
11 - D1	30.038	41.914	22.410	1:34.362	92.83	0.807	13:30:29.538
12 - D1	29.568	43.784	25.922	1:39.274	88.23	5.719	13:32:08.812
13 - D1	31.058	56.960	36.904	2:04.922	70.12	31.367	13:34:13.734
14 - D1	43.345	1:02.304	29.466	2:15.115	64.83	41.560	13:36:28.849
15 - D1	30.589	42.134	22.500	1:35.223	91.99	1.668	13:38:04.072
16 - D1	29.659	42.171	22.607	1:34.437	92.75	0.882	13:39:38.509

P13 72 GTO		Woodrow Motorsport		BMW M3 GTR			
IDEAL LAP TIME : 1:32.847		BEST LAP TIME : 1:33.079		DIFFERENCE : 0.232			
Chris MURPHY							
LAP	SECTOR 1	SECTOR 2	SECTOR 3	LAP TIME	MPH	DIFF	TIME OF DAY
1 - D1		42.708	23.397	1:42.458	85.49	9.379	13:14:47.985
2 - D1	29.460	42.201	22.629	1:34.290	92.90	1.211	13:16:22.275
3 - D1	29.071	42.176	22.627	1:33.874 (3)	93.31	0.795	13:17:56.149
4 - D1	29.294	42.021	22.576	1:33.891	93.29	0.812	13:19:30.040
5 - D1	29.647	41.988	22.604	1:34.239	92.95	1.160	13:21:04.279
6 - D1	29.214	41.500	22.365	1:33.079 (1)	94.11		13:22:37.358
7 - D1	29.155	42.801	22.276	1:34.232	92.96	1.153	13:24:11.590
8 - D1	29.841	41.901	22.413	1:34.155	93.03	1.076	13:25:45.745
9 - D1	29.352	41.994	22.442	1:33.788 (2)	93.40	0.709	13:27:19.533
10 - D1	29.617	42.099	22.534	1:34.250	92.94	1.171	13:28:53.783
11 - D1	30.061	42.389	22.447	1:34.897	92.30	1.818	13:30:28.680
12 - D1	29.683	42.119	24.137	1:35.939	91.30	2.860	13:32:04.619
13 - D1	30.884	59.395	37.454	2:07.733	68.57	34.654	13:34:12.352
14 - D1	42.356	1:03.520	29.554	2:15.430	64.68	42.351	13:36:27.782
15 - D1	31.730	43.045	22.391	1:37.166	90.15	4.087	13:38:04.948
16 - D1	29.795	42.517	23.313	1:35.625	91.60	2.546	13:39:40.573

# GT Cup Championship

## RACE 11 - SECTOR ANALYSIS



SECTOR 1 = FL to I1, SECTOR 2 = I1 to I2, SECTOR 3 = I2 to FL, DIFF = Difference To Personal Best Lap, P = Crossed Finish Line in Pit Lane, D = Time Disallowed

P14 82 GTH Feathers Motorsport				Aston Martin GT4			
IDEAL LAP TIME : 1:33.696		BEST LAP TIME : 1:33.828		DIFFERENCE : 0.132			
James GUESS		Tom CANNING (P)					
LAP	SECTOR 1	SECTOR 2	SECTOR 3	LAP TIME	MPH	DIFF	TIME OF DAY
1 - D1		43.034	22.599	1:43.647	84.51	9.819	13:14:49.174
2 - D1	30.002	42.865	22.630	1:35.497	91.72	1.669	13:16:24.671
3 - D1	30.063	42.016	22.459	1:34.538	92.65	0.710	13:17:59.209
4 - D1	29.861	41.990	22.517	1:34.368	92.82	0.540	13:19:33.577
5 - D1	29.703	42.747	22.515	1:34.965	92.24	1.137	13:21:08.542
6 - D1	30.176	41.919	22.390	1:34.485	92.71	0.657	13:22:43.027
7 - D1	29.647	41.906	22.452	1:34.005 (2)	93.18	0.177	13:24:17.032
8 - D1	29.779	41.787	22.262	1:33.828 (1)	93.36		13:25:50.860
9 - D1	29.766	41.941	22.504	1:34.211 (3)	92.98	0.383	13:27:25.071
10 - D1	29.994	42.413	22.827	1:35.234	91.98	1.406	13:29:00.305
11 - D1	30.283	44.741	24.145	1:39.169	88.33	5.341	13:30:39.474
12 - D1	30.070	43.922	24.093	1:38.085	89.30	4.257	13:32:17.559
13 - D1	32.593	50.866	35.289	1:58.748	73.76	24.920	13:34:16.307
14 - D1	43.598	1:01.564	28.881	2:14.043	65.35	40.215	13:36:30.350
15 - D1	29.963	42.653	22.583	1:35.199	92.01	1.371	13:38:05.549
16 - D1	30.261	42.675	22.774	1:35.710	91.52	1.882	13:39:41.259

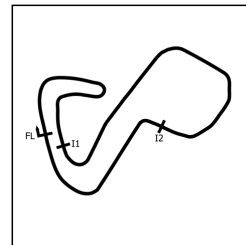
P15 69 GTH Make Happen Racing				Mercedes AMG GT4			
IDEAL LAP TIME : 1:34.094		BEST LAP TIME : 1:34.436		DIFFERENCE : 0.342			
Stephen WALTON		Chris HART					
LAP	SECTOR 1	SECTOR 2	SECTOR 3	LAP TIME	MPH	DIFF	TIME OF DAY
1 - D1		43.215	23.021	1:42.943	85.09	8.507	13:14:48.470
2 - D1	29.790	42.514	22.708	1:35.012	92.19	0.576	13:16:23.482
3 - D1	29.871	42.380	22.562	1:34.813	92.39	0.377	13:17:58.295
4 - D1	29.774	41.915	22.747	1:34.436 (1)	92.75		13:19:32.731
5 - D1	30.135	42.651	22.707	1:35.493	91.73	1.057	13:21:08.224
6 - D1	29.795	42.263	22.695	1:34.753 (3)	92.44	0.317	13:22:42.977
7 - D1	30.280	42.506	22.520	1:35.306	91.91	0.870	13:24:18.283
8 - D1	29.668	42.318	22.608	1:34.594 (2)	92.60	0.158	13:25:52.877
9 - D1	29.659	42.747	23.091	1:35.497	91.72	1.061	13:27:28.374
10 - D1	30.018	42.667	23.058	1:35.743	91.49	1.307	13:29:04.117
11 - D1	29.826	42.504	24.266	1:36.596	90.68	2.160	13:30:40.713
12 - D1	30.081	44.443	24.033	1:38.557	88.88	4.121	13:32:19.270
13 - D1	32.334	51.794	34.473	1:58.601	73.85	24.165	13:34:17.871
14 - D1	43.614	1:00.949	29.086	2:13.649	65.54	39.213	13:36:31.520
15 - D1	30.134	42.161	22.635	1:34.930	92.27	0.494	13:38:06.450
16 - D1	30.403	43.976	23.240	1:37.619	89.73	3.183	13:39:44.069

P16 91 GTH 24-7 Motorsport				Mercedes AMG GT4			
IDEAL LAP TIME : 1:34.124		BEST LAP TIME : 1:34.156		DIFFERENCE : 0.032			
David FRANKLAND		Ed BRIDLE (PS)					
LAP	SECTOR 1	SECTOR 2	SECTOR 3	LAP TIME	MPH	DIFF	TIME OF DAY
1 - D1		44.884	22.999	1:46.461	82.28	12.305	13:14:51.988
2 - D1	30.129	42.556	22.820	1:35.505	91.72	1.349	13:16:27.493
3 - D1	29.834	41.988	22.685	1:34.507 (3)	92.68	0.351	13:18:02.000
4 - D1	29.727	42.159	22.706	1:34.592	92.60	0.436	13:19:36.592
5 - D1	29.678	41.969	22.664	1:34.311 (2)	92.88	0.155	13:21:10.903
6 - D1	29.664	42.829	22.585	1:35.078	92.13	0.922	13:22:45.981
7 - D1	29.738	42.573	22.610	1:34.921	92.28	0.765	13:24:20.902
8 - D1	29.667	41.998	22.491	1:34.156 (1)	93.03		13:25:55.058
9 - D1	29.963	43.049	22.631	1:35.643	91.58	1.487	13:27:30.701
10 - D1	29.721	42.644	23.468	1:35.833	91.40	1.677	13:29:06.534
11 - D1	29.745	42.540	22.888	1:35.173	92.04	1.017	13:30:41.707
12 - D1	29.897	45.117	24.028	1:39.042	88.44	4.886	13:32:20.749
13 - D1	31.854	52.653	34.631	1:59.138	73.52	24.982	13:34:19.887
14 - D1	43.082	1:00.520	28.218	2:11.820	66.45	37.664	13:36:31.707
15 - D1	30.231	42.263	22.949	1:35.443	91.78	1.287	13:38:07.150
16 - D1	31.427	42.363	23.276	1:37.066	90.24	2.910	13:39:44.216

## GT Cup Championship

## RACE 11 - SECTOR ANALYSIS



SECTOR 1 = FL to I1, SECTOR 2 = I1 to I2, SECTOR 3 = I2 to FL, DIFF = Difference To Personal Best Lap, P = Crossed Finish Line in Pit Lane, D = Time Disallowed

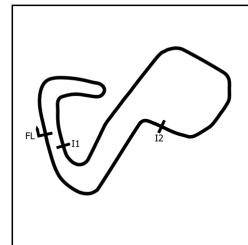
P17 96 GTH		Make Happen Racing		Mercedes AMG GT4			
IDEAL LAP TIME : 1:34.159		BEST LAP TIME : 1:34.240		DIFFERENCE : 0.081			
Jon CURRIE		Phil KEEN (P)					
LAP	SECTOR 1	SECTOR 2	SECTOR 3	LAP TIME	MPH	DIFF	TIME OF DAY
1 - D1		44.094	22.792	1:44.654	83.70	10.414	13:14:50.181
2 - D1	30.571	42.204	22.643	1:35.418	91.80	1.178	13:16:25.599
3 - D1	29.841	42.316	22.508	1:34.665	92.53	0.425	13:18:00.264
4 - D1	29.856	41.910	22.588	1:34.354 (2)	92.84	0.114	13:19:34.618
5 - D1	29.819	42.011	22.646	1:34.476 (3)	92.72	0.236	13:21:09.094
6 - D1	30.005	43.441	22.615	1:36.061	91.19	1.821	13:22:45.155
7 - D1	30.426	42.316	22.589	1:35.331	91.88	1.091	13:24:20.486
8 - D1	29.797	41.854	22.589	1:34.240 (1)	92.95		13:25:54.726
9 - D1	29.949	42.400	22.705	1:35.054	92.15	0.814	13:27:29.780
10 - D1	29.961	42.173	23.110	1:35.244	91.97	1.004	13:29:05.024
11 - D1	31.051	42.187	22.696	1:35.934	91.31	1.694	13:30:40.958
12 - D1	30.435	44.482	24.023	1:38.940	88.53	4.700	13:32:19.898
13 - D1	32.304	52.159	34.264	1:58.727	73.78	24.487	13:34:18.625
14 - D1	43.783	1:00.642	28.531	2:12.956	65.88	38.716	13:36:31.581
15 - D1	30.981	44.262	23.651	1:38.894	88.57	4.654	13:38:10.475
16 - D1	30.077	42.002	22.784	1:34.863	92.34	0.623	13:39:45.338

P18 78 GTH		Paddock Motorsport		Mclaren 570S GT4			
IDEAL LAP TIME : 1:33.917		BEST LAP TIME : 1:34.193		DIFFERENCE : 0.276			
Tim DOCKER		Jordan ALBERT (P)					
LAP	SECTOR 1	SECTOR 2	SECTOR 3	LAP TIME	MPH	DIFF	TIME OF DAY
1 - D1		45.120	23.291	1:47.328	81.61	13.135	13:14:52.855
2 - D1	29.916	42.953	22.574	1:35.443	91.78	1.250	13:16:28.298
3 - D1	30.057	42.218	22.602	1:34.877	92.32	0.684	13:18:03.175
4 - D1	30.036	42.513	22.740	1:35.289	91.92	1.096	13:19:38.464
5 - D1	29.849	42.341	22.561	1:34.751 (3)	92.45	0.558	13:21:13.215
6 - D1	30.094	42.302	22.374	1:34.770	92.43	0.577	13:22:47.985
7 - D1	29.884	42.230	22.695	1:34.809	92.39	0.616	13:24:22.794
8 - D1	29.946	41.950	22.588	1:34.484 (2)	92.71	0.291	13:25:57.278
9 - D1	30.666	42.687	22.663	1:36.016	91.23	1.823	13:27:33.294
10 - D1	31.153	42.583	22.592	1:36.328	90.93	2.135	13:29:09.622
11 - D1	29.630	41.913	22.650	1:34.193 (1)	92.99		13:30:43.815
12 - D1	29.914	44.234	23.582	1:37.730	89.63	3.537	13:32:21.545
13 - D1	31.965	53.180	34.002	1:59.147	73.52	24.954	13:34:20.692
14 - D1	43.362	1:00.128	27.808	2:11.298	66.71	37.105	13:36:31.990
15 - D1	31.067	44.529	23.096	1:38.692	88.75	4.499	13:38:10.682
16 - D1	30.504	42.392	22.491	1:35.387	91.83	1.194	13:39:46.069

P19 75 GTC		Parker Racing		Porsche 911 GT3 Cup			
IDEAL LAP TIME : 1:34.373		BEST LAP TIME : 1:34.709		DIFFERENCE : 0.336			
Keith BUSH							
LAP	SECTOR 1	SECTOR 2	SECTOR 3	LAP TIME	MPH	DIFF	TIME OF DAY
1 - D1		44.875	23.269	1:48.446	80.77	13.737	13:14:53.973
2 - D1	30.831	43.257	22.666	1:36.754	90.53	2.045	13:16:30.727
3 - D1	30.886	42.546	22.555	1:35.987	91.26	1.278	13:18:06.714
4 - D1	30.622	42.404	22.367	1:35.393	91.82	0.684	13:19:42.107
5 - D1	30.113	42.410	22.186	1:34.709 (1)	92.49		13:21:16.816
6 - D1	30.340	42.209	22.376	1:34.925 (3)	92.28	0.216	13:22:51.741
7 - D1	30.158	42.074	22.611	1:34.843 (2)	92.36	0.134	13:24:26.584
8 - D1	30.735	42.832	23.243	1:36.810	90.48	2.101	13:26:03.394
9 - D1	30.565	43.916	23.370	1:37.851	89.52	3.142	13:27:41.245
10 - D1	30.897	42.287	22.366	1:35.550	91.67	0.841	13:29:16.795
11 - D1	30.437	42.209	22.960	1:35.606	91.62	0.897	13:30:52.401
12 - D1	30.408	45.223	23.024	1:38.655	88.79	3.946	13:32:31.056
13 - D1	30.603	46.227	34.548	1:51.378	78.64	16.669	13:34:22.434
14 - D1	42.856	1:00.504	27.931	2:11.291	66.72	36.582	13:36:33.725
15 - D1	33.549	42.524	22.827	1:38.900	88.57	4.191	13:38:12.625
16 - D1	30.787	42.693	22.484	1:35.964	91.28	1.255	13:39:48.589

# GT Cup Championship

## RACE 11 - SECTOR ANALYSIS



SECTOR 1 = FL to I1, SECTOR 2 = I1 to I2, SECTOR 3 = I2 to FL, DIFF = Difference To Personal Best Lap, P = Crossed Finish Line in Pit Lane, D = Time Disallowed

P20 14 GTH Greystone GT				McLaren 570S GT4			
IDEAL LAP TIME : 1:33.506		BEST LAP TIME : 1:34.181		DIFFERENCE : 0.675			
Phillip CARTER		Michael BROADHURST (P)					
LAP	SECTOR 1	SECTOR 2	SECTOR 3	LAP TIME	MPH	DIFF	TIME OF DAY
1 - D1		44.202	22.628	1:45.213	83.25	11.032	13:14:50.740
2 - D1	30.341	42.769	22.492	1:35.602	91.62	1.421	13:16:26.342
3 - D1	29.531	42.575	22.429	1:34.535	92.66	0.354	13:18:00.877
4 - D1	29.638	42.198	<b>22.384</b>	1:34.220 (2)	92.97	0.039	13:19:35.097
5 - D1	29.858	42.139	22.467	1:34.464 (3)	92.73	0.283	13:21:09.561
6 - D1	29.822	42.715	22.403	1:34.940	92.26	0.759	13:22:44.501
7 - D1	<b>29.439</b>	42.270	22.472	<b>1:34.181 (1)</b>	<b>93.01</b>		<b>13:24:18.682</b>
8 - D1	29.632	42.263	23.489	1:35.384	91.83	1.203	13:25:54.066
9 - D1	29.737	42.051	22.962	1:34.750	92.45	0.569	13:27:28.816
10 - D1	30.002	42.619	23.126	1:35.747	91.48	1.566	13:29:04.563
11 - D1	31.207	<b>41.683</b>	22.875	1:35.765	91.47	1.584	13:30:40.328
12 - D1	29.918	44.266	24.219	1:38.403	89.02	4.222	13:32:18.731
13 - D1	32.389	51.090	34.682	1:58.161	74.13	23.980	13:34:16.892
14 - D1	43.718	1:01.487	28.827	2:14.032	65.35	39.851	13:36:30.924
15 - D1	30.059	42.402	22.621	1:35.082	92.12	0.901	13:38:06.006

P21 24 GT3 Greystone GT				McLaren 720S GT3			
IDEAL LAP TIME : 1:32.172		BEST LAP TIME : 1:33.152		DIFFERENCE : 0.980			
Andre BORODIN		Ed PEAD (P)					
LAP	SECTOR 1	SECTOR 2	SECTOR 3	LAP TIME	MPH	DIFF	TIME OF DAY
1 - D1		45.648	22.403	1:45.620	82.93	12.468	13:14:51.147
2 - D1	30.502	42.809	22.264	1:35.575	91.65	2.423	13:16:26.722
3 - D1	29.656	42.672	22.006	1:34.334	92.85	1.182	13:18:01.056
4 - D1	29.764	42.517	21.962	1:34.243	92.94	1.091	13:19:35.299
5 - D1	30.059	42.469	<b>21.960</b>	1:34.488	92.70	1.336	13:21:09.787
6 - D1	30.184	43.185	22.029	1:35.398	91.82	2.246	13:22:45.185
7 - D1	<b>29.141</b>	42.378	22.162	1:33.681 (2)	93.50	0.529	13:24:18.866
8 - D1	29.742	42.574	22.139	1:34.455	92.74	1.303	13:25:53.321
9 - D1	29.431	41.556	22.165	<b>1:33.152 (1)</b>	<b>94.03</b>		<b>13:27:26.473</b>
10 - D1	30.429	<b>41.071</b>	22.491	1:33.991 (3)	93.19	0.839	13:29:00.464

P22 11 GTC Blackthorn				Lamborghini Super Trofeo			
IDEAL LAP TIME : 1:28.365		BEST LAP TIME : 1:28.365		DIFFERENCE : 0.000			
Gilbert YATES							
LAP	SECTOR 1	SECTOR 2	SECTOR 3	LAP TIME	MPH	DIFF	TIME OF DAY
1 - D1		40.910	21.421	1:37.050	90.26	8.685	13:14:42.577
2 - D1	28.473	40.457	21.296	1:30.226	97.08	1.861	13:16:12.803
3 - D1	28.494	40.633	21.292	1:30.419	96.88	2.054	13:17:43.222
4 - D1	28.096	40.040	21.364	1:29.500	97.87	1.135	13:19:12.722
5 - D1	<b>28.056</b>	<b>39.254</b>	<b>21.055</b>	<b>1:28.365 (1)</b>	<b>99.13</b>		<b>13:20:41.087</b>
6 - D1	28.230	40.603	21.207	1:30.040	97.28	1.675	13:22:11.127
7 - D1	28.229	39.784	21.170	1:29.183 (2)	98.22	0.818	13:23:40.310
8 - D1	28.226	39.753	21.280	1:29.259 (3)	98.13	0.894	13:25:09.569
9 - D1	28.269	39.900	21.516	1:29.685	97.67	1.320	13:26:39.254

GT Cup Championship

RACE 11 - BEST SECTORS

SECTOR 1				SECTOR 2				SECTOR 3				IDEAL / BEST COMPARISON			
POS	NO	NAME	TIME	NO	NAME	TIME	NO	NAME	TIME	POS	NO	NAME	IDEAL	BEST	DIFF
												PERFECT LAP	1:24.844		
1	32	Cook Racing	26.915	32	Cook Racing	37.658	50	Drivetac powered by Track Focused	20.271	1	32	Cook Racing	1:24.847	1:25.072	0.225
2	67	Orange Racing powered by JMH	27.232	77	Enduro Motorsport	37.766	32	Cook Racing	20.274	2	50	Drivetac powered by Track Focused	1:25.408	1:25.490	0.082
3	50	Drivetac powered by Track Focused	27.233	13	Race Lab	37.802	7	National Motorsport Academy	20.275	3	7	National Motorsport Academy	1:25.585	1:25.925	0.340
4	7	National Motorsport Academy	27.333	50	Drivetac powered by Track Focused	37.904	13	Race Lab	20.446	4	77	Enduro Motorsport	1:25.606	1:25.828	0.222
5	77	Enduro Motorsport	27.342	7	National Motorsport Academy	37.977	67	Orange Racing powered by JMH	20.478	5	13	Race Lab	1:25.684	1:25.824	0.140
6	13	Race Lab	27.436	67	Orange Racing powered by JMH	38.201	77	Enduro Motorsport	20.498	6	67	Orange Racing powered by JMH	1:25.911	1:25.983	0.072
7	11	Blackthorn	28.056	11	Blackthorn	39.254	2	Topcats Racing	21.018	7	11	Blackthorn	1:28.365	1:28.365	0.000
8	2	Topcats Racing	28.208	28	Kendall Developments	39.636	11	Blackthorn	21.055	8	28	Kendall Developments	1:29.221	1:29.375	0.154
9	33	G-Cat Racing	28.237	999	Orange Racing powered by JMH	39.977	28	Kendall Developments	21.078	9	2	Topcats Racing	1:29.264	1:29.575	0.311
10	28	Kendall Developments	28.507	33	G-Cat Racing	40.034	33	G-Cat Racing	21.212	10	33	G-Cat Racing	1:29.483	1:29.566	0.083
11	62	Woodrow Motorsport	28.898	2	Topcats Racing	40.038	999	Orange Racing powered by JMH	21.285	11	999	Orange Racing powered by JMH	1:30.203	1:30.203	0.000
12	999	Orange Racing powered by JMH	28.941	62	Woodrow Motorsport	40.891	24	Greystone GT	21.960	12	62	Woodrow Motorsport	1:31.754	1:32.342	0.588
13	72	Woodrow Motorsport	29.071	24	Greystone GT	41.071	62	Woodrow Motorsport	21.965	13	24	Greystone GT	1:32.172	1:33.152	0.980
14	24	Greystone GT	29.141	72	Woodrow Motorsport	41.500	75	Parker Racing	22.186	14	72	Woodrow Motorsport	1:32.847	1:33.079	0.232
15	42	Ram Racing	29.379	14	Greystone GT	41.683	42	Ram Racing	22.235	15	42	Ram Racing	1:33.364	1:33.555	0.191
16	14	Greystone GT	29.439	42	Ram Racing	41.750	82	Feathers Motorsport	22.262	16	14	Greystone GT	1:33.506	1:34.181	0.675
17	78	Paddock Motorsport	29.630	82	Feathers Motorsport	41.787	72	Woodrow Motorsport	22.276	17	82	Feathers Motorsport	1:33.696	1:33.828	0.132
18	82	Feathers Motorsport	29.647	96	Make Happen Racing	41.854	78	Paddock Motorsport	22.374	18	78	Paddock Motorsport	1:33.917	1:34.193	0.276
19	69	Make Happen Racing	29.659	78	Paddock Motorsport	41.913	14	Greystone GT	22.384	19	69	Make Happen Racing	1:34.094	1:34.436	0.342
20	91	24-7 Motorsport	29.664	69	Make Happen Racing	41.915	91	24-7 Motorsport	22.491	20	91	24-7 Motorsport	1:34.124	1:34.156	0.032
21	96	Make Happen Racing	29.797	91	24-7 Motorsport	41.969	96	Make Happen Racing	22.508	21	96	Make Happen Racing	1:34.159	1:34.240	0.081
22	75	Parker Racing	30.113	75	Parker Racing	42.074	69	Make Happen Racing	22.520	22	75	Parker Racing	1:34.373	1:34.709	0.336

## GT Cup Championship

### RACE 11 - STATISTICS

**Competitors Started** 22  
**Planned Start** 2023-04-30 @ 13:00:00.000  
**Actual Start** 2023-04-30 @ 13:13:05.526  
**Finish Time** 2023-04-30 @ 13:39:14.868  
**Track Length** 2.4332mi.  
**Total Laps** 348  
**Total Distance Covered** 846.7847mi.

#### Session Fastest Lap History

NO	CL	NAME	LAP TIME	TIME OF DAY	LAP	VEHICLE
32	GT3	Cook Racing	1:28.988	13:14:34.537	1	Audi R8 GT3 EVO2
32	GT3	Cook Racing	1:25.611	13:16:00.143	2	Audi R8 GT3 EVO2
32	GT3	Cook Racing	1:25.195	13:17:25.334	3	Audi R8 GT3 EVO2
32	GT3	Cook Racing	1:25.072	13:39:16.406	17	Audi R8 GT3 EVO2

#### Session Leader History

NO	CL	NAME	FROM LAP	LAPS LED	DISTANCE	VEHICLE
32	GT3	Cook Racing	1	17	41.36 miles	Audi R8 GT3 EVO2

#### Flag History

TYPE	TIME OF DAY
GREEN	13:13:05.526
SAFETY	13:31:23.584
GREEN	13:36:22.465
FINISH	13:39:14.868

#### Flag Statistics

TYPE	COUNT	TOTAL LAPS	TOTAL TIME
Green	2	15	24:07.477
Red	0	0	0.000
Safety Car	1	2	4:58.880
FCY	0	0	0.000

## GT Cup Championship

### RACE 11 - STATISTICS

CLASS : GTC

5 Starters

#### Fastest Lap History

NO	NAME	LAP TIME	TIME OF DAY	LAP	VEHICLE
2	Topcats Racing	1:36.646	13:14:42.190	1	Lamborghini Super Trofeo
2	Topcats Racing	1:30.291	13:16:12.482	2	Lamborghini Super Trofeo
11	Blackthorn	1:30.226	13:16:12.819	2	Lamborghini Super Trofeo
2	Topcats Racing	1:29.575	13:19:12.301	4	Lamborghini Super Trofeo
11	Blackthorn	1:29.500	13:19:12.739	4	Lamborghini Super Trofeo
11	Blackthorn	1:28.365	13:20:41.102	5	Lamborghini Super Trofeo

#### Leader History

NO	NAME	FROM LAP	LAPS LED	DISTANCE	VEHICLE
2	Topcats Racing	1	4	9.73 miles	Lamborghini Super Trofeo
11	Blackthorn	5	5	12.16 miles	Lamborghini Super Trofeo
2	Topcats Racing	10	8	19.46 miles	Lamborghini Super Trofeo



## GT Cup Championship

### RACE 11 - STATISTICS

CLASS : GTO

3 Starters

#### Fastest Lap History

NO	NAME	LAP TIME	TIME OF DAY	LAP	VEHICLE
7	National Motorsport Academy	1:31.781	13:14:37.322	1	Mosler MT900
7	National Motorsport Academy	1:26.542	13:16:03.863	2	Mosler MT900
7	National Motorsport Academy	1:26.177	13:17:30.040	3	Mosler MT900
7	National Motorsport Academy	1:26.095	13:18:56.135	4	Mosler MT900
7	National Motorsport Academy	1:26.043	13:21:48.287	6	Mosler MT900
7	National Motorsport Academy	1:25.925	13:23:14.213	7	Mosler MT900

#### Leader History

NO	NAME	FROM LAP	LAPS LED	DISTANCE	VEHICLE
7	National Motorsport Academy	1	17	41.36 miles	Mosler MT900

## GT Cup Championship

### RACE 11 - STATISTICS

CLASS : GTH

7 Starters

#### Fastest Lap History

NO	NAME	LAP TIME	TIME OF DAY	LAP	VEHICLE
69	Make Happen Racing	1:42.943	13:14:48.485	1	Mercedes AMG GT4
42	Ram Racing	1:34.683	13:16:23.344	2	Mercedes AMG GT4
42	Ram Racing	1:33.591	13:17:56.934	3	Mercedes AMG GT4
42	Ram Racing	1:33.555	13:22:38.847	6	Mercedes AMG GT4

#### Leader History

NO	NAME	FROM LAP	LAPS LED	DISTANCE	VEHICLE
69	Make Happen Racing	1	1	2.43 miles	Mercedes AMG GT4
42	Ram Racing	2	15	36.49 miles	Mercedes AMG GT4

## GT Cup Championship

### RACE 11 - STATISTICS

**CLASS : GT3**

**7 Starters**

#### Fastest Lap History


NO	NAME	LAP TIME	TIME OF DAY	LAP	VEHICLE
32	Cook Racing	<b>1:28.988</b>	13:14:34.537	1	Audi R8 GT3 EVO2
32	Cook Racing	<b>1:25.611</b>	13:16:00.143	2	Audi R8 GT3 EVO2
32	Cook Racing	<b>1:25.195</b>	13:17:25.334	3	Audi R8 GT3 EVO2
32	Cook Racing	<b>1:25.072</b>	13:39:16.406	17	Audi R8 GT3 EVO2

#### Leader History

NO	NAME	FROM LAP	LAPS LED	DISTANCE	VEHICLE
32	Cook Racing	1	17	41.36 miles	Audi R8 GT3 EVO2

# GT Cup Championship

## RACE 15 - GRID (50 minutes)

ROW 10	19	<b>7</b> SHORT / SHORT	
ROW 9	17	1:34.436 <b>69</b> WALTON / HART	18 1:34.709 <b>75</b> BUSH
ROW 8	15	1:34.193 <b>78</b> DOCKER / ALBERT (P)	16 1:34.240 <b>96</b> CURRIE / KEEN (P)
ROW 7	13	1:33.828 <b>82</b> GUESS / CANNING (P)	14 1:34.181 <b>14</b> CARTER / BROADHURST (P)
ROW 6	11	1:33.152 <b>24</b> BORODIN / PEAD (P)	12 1:33.555 <b>42</b> XAVIER / MORRIS (P)
ROW 5	9	1:32.342 <b>62</b> EVANS / CLARKE	10 1:33.079 <b>72</b> MURPHY
ROW 4	7	1:29.575 <b>2</b> GILBERT / GILBERT	8 1:30.203 <b>999</b> COLLINS / LINDSAY
ROW 3	5	1:29.375 <b>28</b> BAILEY / WYLIE (P)	6 1:29.566 <b>33</b> JENNINGS / CATON
ROW 2	3	1:25.824 <b>13</b> KHERA / HANKEY (P)	4 1:25.983 <b>67</b> ORANGE / ROCHE (PS)
ROW 1	1	1:25.072 <b>32</b> KAKAD / COOK (PS)	2 1:25.490 <b>50</b> WALLIS / MAHER-LOGHAN (PS)
Pole			
			

Cars 11, 77 & 91 - Withdrawn.

Brands Hatch GP: 2.4332 miles

These results are provisional until the conclusion of any judicial and technical matters.

Clerk Of Course : Simon Gnana-Pragasam

Stewards :

Timekeeper : Nick Palmer

## GT Cup Championship

### RACE 15 - CLASSIFICATION - AMENDED

POS	NO	CL	PIC	TEAM / DRIVERS	CAR	LAPS	TIME	GAP	DIFF	MPH	BEST	ON
1	13	GT3	1	<b>Race Lab</b> Lucky KHERA / Euan HANKEY (P)	Mclaren 720S GT3 EVO	31	50:21.468			89.87	1:24.064	29
2	32	GT3	2	<b>Cook Racing</b> Sacha KAKAD / Hugo COOK (PS)	Audi R8 GT3 EVO2	31	50:33.404	11.936	11.936	89.52	1:24.577	31
3	33	GT3	3	<b>G-Cat Racing</b> Shamus JENNINGS / Greg CATON	Porsche 911 GTR GT3	31	50:37.452	15.984	4.048	89.40	1:25.305	29
4	67	GT3	4	<b>Orange Racing powered by JMH</b> Simon ORANGE / Tom ROCHE (PS)	Mclaren 720S GT3	31	50:38.492	17.024	1.040	89.37	1:25.399	30
5	7	GTO	1	<b>National Motorsport Academy</b> Morgan SHORT / Marcus SHORT	Mosler MT900	31	50:51.152	29.684	12.660	89.00	1:26.824	28
6	28	GTO	2	<b>Kendall Developments</b> Paul BAILEY / Ross WYLIE (P)	Mercedes AMG GT3	31	50:58.792	37.324	7.640	88.77	1:26.745	31
7	62	GTC	1	<b>Woodrow Motorsport</b> Matthew EVANS / Kevin CLARKE	Lamborghini Super Trofeo	30	51:02.951	1 Lap	1 Lap	85.79	1:29.780	30
8	999	GTC	2	<b>Orange Racing powered by JMH</b> Patrick COLLINS / Russ LINDSAY	Porsche 911 GT3 Cup	30	51:26.499	1 Lap	23.548	85.14	1:30.574	17
9	78	GTH	1	<b>Paddock Motorsport</b> Tim DOCKER / Jordan ALBERT (P)	Mclaren 570S GT4	30	51:52.354	1 Lap	25.855	84.43	1:33.314	28
10	72	GTO	3	<b>Woodrow Motorsport</b> Chris MURPHY	BMW M3 GTR	29	51:39.429	2 Laps	1 Lap	81.96	1:34.339	11
11	75	GTC	3	<b>Parker Racing</b> Keith BUSH	Porsche 911 GT3 Cup	29	51:39.718	2 Laps	0.289	81.95	1:35.014	14

#### NOT CLASSIFIED

NC	50	GT3		<b>Drivetac powered by Track Focused</b> James WALLIS / Sam MAHER-LOGHAN (PS)	Mercedes AMG GT3	17	26:37.317	14 Laps	12 Laps	93.22	1:27.318	11
NC	2	GTC		<b>Topcats Racing</b> Charlotte GILBERT / Warren GILBERT	Lamborghini Super Trofeo	7	12:11.613	24 Laps	10 Laps	83.81	1:30.811	4
DQ	24	GT3		<b>Greystone GT</b> Andre BORODIN / Ed PEAD (P)	Mclaren 720S GT3							
DQ	42	GTH		<b>Ram Racing</b> Gustavo XAVIER / Seb MORRIS (P)	Mercedes AMG GT4							
DQ	82	GTH		<b>Feathers Motorsport</b> James GUESS / Tom CANNING (P)	Aston Martin GT4							
DQ	14	GTH		<b>Greystone GT</b> Phillip CARTER / Michael BROADHURST (P)	Mclaren 570S GT4							
DQ	96	GTH		<b>Make Happen Racing</b> Jon CURRIE / Phil KEEN (P)	Mercedes AMG GT4							
DQ	69	GTH		<b>Make Happen Racing</b> Stephen WALTON / Chris HART	Mercedes AMG GT4							

#### FASTEST LAP

13	GT3	<b>Race Lab</b> Lucky KHERA / Euan HANKEY (P)	Mclaren 720S GT3 EVO	29	1:24.064	104.20 mph	167.70 kph
28	GTO	<b>Kendall Developments</b> Paul BAILEY / Ross WYLIE (P)	Mercedes AMG GT3	31	1:26.745	100.98 mph	162.51 kph
62	GTC	<b>Woodrow Motorsport</b> Matthew EVANS / Kevin CLARKE	Lamborghini Super Trofeo	30	1:29.780	97.57 mph	157.02 kph
78	GTH	<b>Paddock Motorsport</b> Tim DOCKER / Jordan ALBERT (P)	Mclaren 570S GT4	28	1:33.314	93.87 mph	151.07 kph

Cars 14, 24, 42, 69, 82 & 96 disqualified from race, Regulations Q Appendix 3 (Safety Car) refer.  
Car 78 - 33 second penalty applied in lieu of a drive-through for short pit stop.

Weather / Track : Cloudy / Dry

These results are provisional until the conclusion of any judicial and technical matters.

Race Distance: 31 Laps / 75.43 miles

Brands Hatch GP: 2.4332 miles

Start: 16:23 Flag 17:13 End: 17:18

Clerk Of Course : Simon Gnana-Pragasam

Stewards :

Timekeeper : Nick Palmer

# GT Cup Championship

## RACE 15 - CLASSIFICATION

POS	NO	CL	PIC	TEAM / DRIVERS	CAR	LAPS	TIME	GAP	DIFF	MPH	BEST	ON
1	13	GT3	1	<b>Race Lab</b> Lucky KHERA / Euan HANKEY (P)	Mclaren 720S GT3 EVO	31	50:21.468			89.87	1:24.064	29
2	32	GT3	2	<b>Cook Racing</b> Sacha KAKAD / Hugo COOK (PS)	Audi R8 GT3 EVO2	31	50:33.404	11.936	11.936	89.52	1:24.577	31
3	33	GT3	3	<b>G-Cat Racing</b> Shamus JENNINGS / Greg CATON	Porsche 911 GTR GT3	31	50:37.452	15.984	4.048	89.40	1:25.305	29
4	67	GT3	4	<b>Orange Racing powered by JMH</b> Simon ORANGE / Tom ROCHE (PS)	Mclaren 720S GT3	31	50:38.492	17.024	1.040	89.37	1:25.399	30
5	7	GTO	1	<b>National Motorsport Academy</b> Morgan SHORT / Marcus SHORT	Mosler MT900	31	50:51.152	29.684	12.660	89.00	1:26.824	28
6	28	GTO	2	<b>Kendall Developments</b> Paul BAILEY / Ross WYLIE (P)	Mercedes AMG GT3	31	50:58.792	37.324	7.640	88.77	1:26.745	31
7	24	GT3	5	<b>Greystone GT</b> Andre BORODIN / Ed PEAD (P)	Mclaren 720S GT3	30	50:57.193	1 Lap	1 Lap	85.95	1:26.803	30
8	62	GTC	1	<b>Woodrow Motorsport</b> Matthew EVANS / Kevin CLARKE	Lamborghini Super Trofeo	30	51:02.951	1 Lap	5.758	85.79	1:29.780	30
9	82	GTH	1	<b>Feathers Motorsport</b> James GUESS / Tom CANNING (P)	Aston Martin GT4	30	51:16.887	1 Lap	13.936	85.40	1:31.068	19
10	69	GTH	2	<b>Make Happen Racing</b> Stephen WALTON / Chris HART	Mercedes AMG GT4	30	51:18.883	1 Lap	1.996	85.35	1:33.527	19
11	96	GTH	3	<b>Make Happen Racing</b> Jon CURRIE / Phil KEEN (P)	Mercedes AMG GT4	30	51:19.539	1 Lap	0.656	85.33	1:32.486	19
12	42	GTH	4	<b>Ram Racing</b> Gustavo XAVIER / Seb MORRIS (P)	Mercedes AMG GT4	30	51:19.573	1 Lap	0.034	85.33	1:32.496	20
13	14	GTH	5	<b>Greystone GT</b> Phillip CARTER / Michael BROADHURST (P)	Mclaren 570S GT4	30	51:20.368	1 Lap	0.795	85.31	1:33.235	21
14	999	GTC	2	<b>Orange Racing powered by JMH</b> Patrick COLLINS / Russ LINDSAY	Porsche 911 GT3 Cup	30	51:26.499	1 Lap	6.131	85.14	1:30.574	17
15	78	GTH	6	<b>Paddock Motorsport</b> Tim DOCKER / Jordan ALBERT (P)	Mclaren 570S GT4	30	51:52.354	1 Lap	25.855	84.43	1:33.314	28
16	72	GTO	3	<b>Woodrow Motorsport</b> Chris MURPHY	BMW M3 GTR	29	51:39.429	2 Laps	1 Lap	81.96	1:34.339	11
17	75	GTC	3	<b>Parker Racing</b> Keith BUSH	Porsche 911 GT3 Cup	29	51:39.718	2 Laps	0.289	81.95	1:35.014	14

### NOT CLASSIFIED

NC	50	GT3		<b>Drivetac powered by Track Focused</b> James WALLIS / Sam MAHER-LOGHAN (PS)	Mercedes AMG GT3	17	26:37.317	14 Laps	12 Laps	93.22	1:27.318	11
NC	2	GTC		<b>Topcats Racing</b> Charlotte GILBERT / Warren GILBERT	Lamborghini Super Trofeo	7	12:11.613	24 Laps	10 Laps	83.81	1:30.811	4

### FASTEST LAP

13	GT3	<b>Race Lab</b> Lucky KHERA / Euan HANKEY (P)	Mclaren 720S GT3 EVO	29	1:24.064	104.20 mph	167.70 kph
28	GTO	<b>Kendall Developments</b> Paul BAILEY / Ross WYLIE (P)	Mercedes AMG GT3	31	1:26.745	100.98 mph	162.51 kph
62	GTC	<b>Woodrow Motorsport</b> Matthew EVANS / Kevin CLARKE	Lamborghini Super Trofeo	30	1:29.780	97.57 mph	157.02 kph
82	GTH	<b>Feathers Motorsport</b> James GUESS / Tom CANNING (P)	Aston Martin GT4	19	1:31.068	96.19 mph	154.80 kph

Car 78 - 33 second penalty applied in lieu of a drive-through for short pit stop.

Weather / Track : Cloudy / Dry

These results are provisional until the conclusion of any judicial and technical matters.

Race Distance: 31 Laps / 75.43 miles

Brands Hatch GP: 2.4332 miles

Start: 16:23 Flag 17:13 End: 17:17

Clerk Of Course : Simon Gnana-Pragasam

Stewards :

Timekeeper : Nick Palmer

# GT Cup Championship

## RACE 15 - LAP CHART

LAP 1 @ 16:25:36.523			LAP 2 @ 16:27:42.132			LAP 3 @ 16:29:11.879			LAP 4 @ 16:30:39.976			LAP 5 @ 16:32:08.540		
NO	BEHIND	LAP TIME	NO	BEHIND	LAP TIME	NO	BEHIND	LAP TIME	NO	BEHIND	LAP TIME	NO	BEHIND	LAP TIME
32		2:25.129	32		2:05.609	32		1:29.747	32		1:28.097	32		1:28.564
13	0.322	2:25.451	13	0.168	2:05.455	13	0.139	1:29.718	13	0.210	1:28.168	13	0.169	1:28.523
50	1.306	2:26.435	50	0.780	2:05.083	50	0.731	1:29.698	50	0.586	1:27.952	50	0.503	1:28.481
28	2.079	2:27.208	28	2.754	2:06.284	28	4.679	1:31.672	28	7.624	1:31.042	28	9.781	1:30.721
33	2.739	2:27.868	33	2.981	2:05.851	33	5.542	1:32.308	33	8.183	1:30.738	33	10.293	1:30.674
2	3.613	2:28.742	2	3.987	2:05.983	2	6.064	1:31.824	2	8.778	1:30.811	2	11.086	1:30.872
62	4.489	2:29.618	62	4.935	2:06.055	999	7.194	1:31.812	999	10.584	1:31.487	999	12.935	1:30.915
999	5.388	2:30.517	999	5.129	2:05.350	62	11.171	1:35.983	62	17.332	1:34.258	67	18.846	1:29.580
69	6.084	2:31.213	69	5.538	2:05.063	42	12.037	1:36.054	7	17.532	1:32.226	7	21.289	1:32.321
42	6.820	2:31.949	42	5.730	2:04.519	69	12.575	1:36.784	67	17.830	1:31.441	62	23.858	1:35.090
82	7.662	2:32.791	82	6.341	2:04.288	82	13.211	1:36.617	42	18.082	1:34.142	42	24.608	1:35.090
24	8.492	2:33.621	24	6.795	2:03.912	7	13.403	1:33.346	69	19.749	1:35.271	24	24.779	1:32.522
14	8.979	2:34.108	14	7.695	2:04.325	24	13.537	1:36.489	24	20.821	1:35.381	69	26.160	1:34.975
96	9.600	2:34.729	96	8.102	2:04.111	67	14.486	1:30.732	82	22.832	1:37.718	82	29.682	1:35.414
72	11.397	2:36.526	72	8.614	2:02.826	14	14.642	1:36.694	14	23.086	1:36.541	14	30.143	1:35.621
78	11.888	2:37.017	78	9.629	2:03.350	96	15.822	1:37.467	96	23.466	1:35.741	96	30.602	1:35.700
7	13.003	2:38.132	7	9.804	2:02.410	72	16.523	1:37.656	72	23.718	1:35.292	72	31.011	1:35.857
75	14.302	2:39.431	75	13.348	2:04.655	78	17.272	1:37.390	78	24.401	1:35.226	78	31.656	1:35.819
67	15.028	2:40.157	67	13.501	2:04.082	75	23.700	1:40.099	75	33.482	1:37.879	75	40.735	1:35.817

# GT Cup Championship

## RACE 15 - LAP CHART

LAP 6 @ 16:33:36.961			LAP 7 @ 16:35:04.612			LAP 8 @ 16:36:30.444			LAP 9 @ 16:37:56.052			LAP 10 @ 16:39:22.293		
NO	BEHIND	LAP TIME	NO	BEHIND	LAP TIME	NO	BEHIND	LAP TIME	NO	BEHIND	LAP TIME	NO	BEHIND	LAP TIME
32		1:28.421	13		1:27.415	13		1:25.832	13		1:25.608	13		1:26.241
13	0.236	1:28.488	32	1.391	1:29.042	32	3.067	1:27.508	32	5.170	1:27.711	32	6.728	1:27.799
50	0.602	1:28.520	50	1.718	1:28.767	50	3.461	1:27.575	50	5.338	1:27.485	50	6.945	1:27.848
28	12.559	1:31.199	28	15.027	1:30.119	67	20.313	1:28.052	67	22.031	1:27.326	67	22.238	1:26.448
33	12.947	1:31.075	33	15.829	1:30.533	28	21.115	1:31.920	28	26.223	1:30.716	28	30.664	1:30.682
2	13.920	1:31.255	67	18.093	1:28.010	33	21.555	1:31.558	33	26.956	1:31.009	33	31.318	1:30.603
999	15.771	1:31.257	2	18.395	1:32.126	999	25.140	1:31.389	7	30.855	1:30.028	7	35.169	1:30.555
67	17.734	1:27.309	999	19.583	1:31.463	7	26.435	1:28.968	999	32.779	1:33.247	999	38.445	1:31.907
7	21.508	1:28.640	7	23.299	1:29.442	62	46.057	1:35.197	62	56.055	1:35.606	62	1:04.615	1:34.801
62	29.875	1:34.438	62	36.692	1:34.468	24	46.417	1:35.275	24	56.283	1:35.474	42	1:05.359	1:34.855
24	30.087	1:33.729	24	36.974	1:34.538	42	46.985	1:35.176	42	56.745	1:35.368	69	1:06.288	1:35.241
42	30.897	1:34.710	42	37.641	1:34.395	69	47.303	1:34.735	69	57.288	1:35.593	82	1:12.627	1:35.675
69	31.811	1:34.072	69	38.400	1:34.240	82	53.739	1:35.463	82	1:03.193	1:35.062	14	1:13.410	1:35.851
82	36.594	1:35.333	82	44.108	1:35.165	14	54.122	1:35.421	14	1:03.800	1:35.286	96	1:14.062	1:36.117
14	37.045	1:35.323	14	44.533	1:35.139	96	54.531	1:35.294	96	1:04.186	1:35.263	72	1:16.127	1:36.162
96	37.400	1:35.219	96	45.069	1:35.320	72	55.114	1:35.384	72	1:06.206	1:36.700	78	1:16.583	1:36.371
72	38.454	1:35.864	72	45.562	1:34.759	78	55.783	1:35.375	78	1:06.453	1:36.278			
78	38.963	1:35.728	78	46.240	1:34.928	75	1:05.269	1:35.415	75	1:17.235	1:37.574			
75	47.673	1:35.359	75	55.686	1:35.664									



# GT Cup Championship

## RACE 15 - LAP CHART

LAP 11 @ 16:40:48.931			LAP 12 @ 16:42:14.428			LAP 13 @ 16:43:43.058			LAP 14 @ 16:45:10.085			LAP 15 @ 16:46:35.708		
NO	BEHIND	LAP TIME	NO	BEHIND	LAP TIME	NO	BEHIND	LAP TIME	NO	BEHIND	LAP TIME	NO	BEHIND	LAP TIME
<b>13</b>		1:26.638	<b>13</b>		1:25.497	<b>13</b>		1:28.630	<b>13</b>		1:27.027	<b>13</b>		1:25.623
<b>75</b>	1 Lap	1:37.098	<b>32</b>	11.939	1:30.030	<b>14</b>	1 Lap	1:35.449	<b>62</b>	1 Lap	1:35.698	<b>62</b>	1 Lap	1:34.281
<b>24</b>	1 Lap	1:59.117	<b>50</b>	12.463	1:30.335	<b>82</b>	1 Lap	1:36.356	<b>42</b>	1 Lap	1:35.547	<b>42</b>	1 Lap	1:34.367
<b>32</b>	7.406	1:27.316	<b>24</b>	1 Lap	1:36.123	<b>96</b>	1 Lap	1:35.986	<b>69</b>	1 Lap	1:35.344	<b>69</b>	1 Lap	1:35.529
<b>50</b>	7.625	1:27.318	<b>75</b>	1 Lap	1:39.625	<b>78</b>	1 Lap	1:35.032	<b>14</b>	1 Lap	1:34.519	<b>50</b>	15.664	1:28.422
<b>67</b>	22.092	1:26.492	<b>67</b>	22.839	1:26.244	<b>72</b>	1 Lap	1:38.531	<b>82</b>	1 Lap	1:35.632	<b>32</b>	18.010	1:30.520
<b>28</b>	34.845	1:30.819	<b>28</b>	39.469	1:30.121	<b>32</b>	10.774	1:27.465	<b>50</b>	12.865	1:28.608	<b>14</b>	1 Lap	1:35.436
<b>33</b>	35.254	1:30.574	<b>33</b>	40.037	1:30.280	<b>50</b>	11.284	1:27.451	<b>32</b>	13.113	1:29.366	<b>96</b>	1 Lap	1:35.859
<b>7</b>	36.843	1:28.312	<b>7</b>	40.481	1:29.135	<b>24</b>	1 Lap	1:32.526	<b>96</b>	1 Lap	1:35.914	<b>67</b>	24.236	1:28.002
<b>999</b>	42.739	1:30.932	<b>999</b>	47.836	1:30.594	<b>67</b>	21.260	1:27.051	<b>78</b>	1 Lap	1:36.086	<b>82</b>	1 Lap	1:37.572
<b>62</b>	1:12.367	1:34.390	<b>62</b>	1:21.457	1:34.587	<b>75</b>	1 Lap	1:36.067	<b>72</b>	1 Lap	1:37.295	<b>78</b>	1 Lap	1:35.389
<b>42</b>	1:13.019	1:34.298	<b>42</b>	1:22.109	1:34.587	<b>28</b>	40.670	1:29.831	<b>67</b>	21.857	1:27.624	<b>72</b>	1 Lap	1:36.234
<b>69</b>	1:15.327	1:35.677	<b>69</b>	1:24.472	1:34.642	<b>7</b>	41.307	1:29.456	<b>24</b>	1 Lap	1:32.864	<b>24</b>	1 Lap	1:32.244
<b>82</b>	1:21.480	1:35.491				<b>33</b>	42.626	1:31.219	<b>75</b>	1 Lap	1:35.404	<b>75</b>	1 Lap	1:35.014
<b>14</b>	1:21.848	1:35.076				<b>999</b>	50.195	1:30.989	<b>7</b>	42.219	1:27.939	<b>7</b>	44.130	1:27.534
<b>96</b>	1:22.392	1:34.968							<b>28</b>	43.438	1:29.795	<b>28</b>	47.863	1:30.048
<b>72</b>	1:23.828	1:34.339							<b>33</b>	45.853	1:30.254	<b>33</b>	50.206	1:29.976
<b>78</b>	1:24.954	1:35.009							<b>999</b>	53.798	1:30.630	<b>999</b>	58.964	1:30.789

# GT Cup Championship

## RACE 15 - LAP CHART

LAP 16 @ 16:48:02.241			LAP 17 @ 16:49:27.747			LAP 18 @ 16:50:53.502			LAP 19 @ 16:53:39.361			LAP 20 @ 16:55:35.610		
NO	BEHIND	LAP TIME	NO	BEHIND	LAP TIME	NO	BEHIND	LAP TIME	NO	BEHIND	LAP TIME	NO	BEHIND	LAP TIME
<b>13</b>		1:26.533	<b>13</b>		1:25.506	<b>13</b>		1:25.755	<b>999</b>		1:31.550	<b>13</b>		1:27.744
<b>50</b>	17.439	1:28.308	<b>50</b>	20.964	1:29.031	<b>32</b>	25.217	1:28.068	<b>13</b>	28.505	3:14.364 <b>P</b>	<b>32</b>	37.261	1:28.677
<b>62</b>	1 Lap	1:35.128	<b>32</b>	22.904	1:29.048	<b>67</b>	30.815	1:28.556	<b>32</b>	1:04.833	3:25.475 <b>P</b>	<b>33</b>	46.070	1:31.278
<b>32</b>	19.362	1:27.885	<b>62</b>	1 Lap	1:34.737	<b>62</b>	1 Lap	1:35.436	<b>69</b>	1 Lap	1:33.601	<b>69</b>	1 Lap	1:33.527
<b>67</b>	25.961	1:28.258	<b>67</b>	28.014	1:27.559	<b>69</b>	2 Laps	1:36.601	<b>62</b>	1 Lap	3:18.437 <b>P</b>	<b>67</b>	48.392	1:29.949
<b>72</b>	1 Lap	1:35.508	<b>69</b>	2 Laps	3:14.773 <b>P</b>	<b>7</b>	53.266	1:29.500	<b>33</b>	1:11.041	2:54.179 <b>P</b>	<b>62</b>	1 Lap	1:36.948
<b>24</b>	1 Lap	1:35.302	<b>72</b>	1 Lap	1:36.718	<b>72</b>	1 Lap	1:37.013	<b>67</b>	1:14.692	3:29.736 <b>P</b>	<b>7</b>	56.728	1:30.437
<b>7</b>	45.882	1:28.285	<b>7</b>	49.521	1:29.145	<b>24</b>	1 Lap	1:36.425	<b>7</b>	1:22.540	3:15.133 <b>P</b>	<b>78</b>	1 Lap	1:33.530
<b>75</b>	1 Lap	1:36.354	<b>24</b>	1 Lap	1:37.321	<b>78</b>	2 Laps	1:36.958	<b>78</b>	1 Lap	1:33.712	<b>14</b>	1 Lap	1:33.567
<b>28</b>	51.816	1:30.486	<b>78</b>	2 Laps	3:18.035 <b>P</b>	<b>14</b>	2 Laps	1:36.434	<b>14</b>	1 Lap	1:33.936	<b>96</b>	1 Lap	1:32.486
<b>33</b>	53.839	1:30.166	<b>14</b>	2 Laps	3:23.090 <b>P</b>	<b>28</b>	1:02.262	1:31.052	<b>96</b>	1 Lap	1:34.058	<b>82</b>	1 Lap	1:31.068
<b>999</b>	1:03.540	1:31.109	<b>28</b>	56.965	1:30.655	<b>33</b>	1:02.721	1:30.014	<b>82</b>	1 Lap	1:32.934	<b>72</b>	1 Lap	3:11.573 <b>P</b>
			<b>33</b>	58.462	1:30.129	<b>96</b>	2 Laps	1:36.185	<b>42</b>	1 Lap	1:34.003	<b>42</b>	1 Lap	1:32.709
			<b>96</b>	2 Laps	3:27.152 <b>P</b>	<b>42</b>	2 Laps	1:36.020	<b>28</b>	1:36.714	3:20.311 <b>P</b>	<b>999</b>	1:11.008	3:07.257 <b>P</b>
			<b>42</b>	2 Laps	3:42.806 <b>P</b>	<b>82</b>	2 Laps	1:35.932	<b>24</b>	1 Lap	3:23.561 <b>P</b>	<b>28</b>	1:12.944	1:32.479
			<b>75</b>	1 Lap	1:36.823	<b>999</b>	1:14.309	1:31.456	<b>75</b>	1 Lap	3:10.070 <b>P</b>	<b>24</b>	1 Lap	1:32.655
			<b>82</b>	2 Laps	3:30.509 <b>P</b>	<b>75</b>	1 Lap	1:40.935				<b>75</b>	1 Lap	1:39.123
			<b>999</b>	1:08.608	1:30.574	<b>69</b>	1 Lap	1:33.602						
						<b>78</b>	1 Lap	1:35.754						
						<b>14</b>	1 Lap	1:35.612						
						<b>72</b>	2:38.539	1:37.983						
						<b>96</b>	1 Lap	1:32.876						
						<b>42</b>	1 Lap	1:33.101						
						<b>82</b>	1 Lap	1:32.093						

# GT Cup Championship

## RACE 15 - LAP CHART

LAP 21 @ 16:56:59.986			LAP 22 @ 16:58:27.184			LAP 23 @ 16:59:52.361			LAP 24 @ 17:02:05.701			LAP 25 @ 17:04:26.218		
NO	BEHIND	LAP TIME	NO	BEHIND	LAP TIME	NO	BEHIND	LAP TIME	NO	BEHIND	LAP TIME	NO	BEHIND	LAP TIME
13		1:24.376	13		1:27.198	13		1:25.177	13		2:13.340	13		2:20.517
32	38.302	1:25.417	999	1 Lap	1:41.784	999	1 Lap	1:38.750	999	1 Lap	1:59.904	999	1 Lap	2:20.349
33	48.809	1:27.115	75	2 Laps	1:36.145	72	2 Laps	1:41.990	72	2 Laps	1:58.970	72	2 Laps	2:20.320
67	49.675	1:25.659	32	36.554	1:25.450	75	2 Laps	1:37.264	75	2 Laps	1:55.594	75	2 Laps	2:20.516
69	1 Lap	1:33.688	33	48.103	1:26.492	32	41.351	1:29.974	32	4.136	1:36.125	32	3.703	2:20.084
62	1 Lap	1:32.246	67	48.410	1:25.933	33	58.695	1:35.769	33	18.812	1:33.457	33	4.607	2:06.312
7	59.379	1:27.027	7	1:00.777	1:28.596	67	59.194	1:35.961	67	19.267	1:33.413	67	5.309	2:06.559
78	1 Lap	1:33.341	69	1 Lap	1:34.548	7	1:13.626	1:38.026	7	35.441	1:35.155	7	6.185	1:51.261
14	1 Lap	1:33.471	62	1 Lap	1:31.486	62	1 Lap	1:36.049	62	1 Lap	1:35.492	62	1 Lap	1:51.117
82	1 Lap	1:31.774	78	1 Lap	1:33.624	69	1 Lap	1:37.257	69	1 Lap	1:35.540	69	1 Lap	1:50.577
96	1 Lap	1:33.248	14	1 Lap	1:33.235	78	1 Lap	1:40.495	78	1 Lap	1:34.823	78	1 Lap	1:34.931
42	1 Lap	1:32.496	82	1 Lap	1:32.036	14	1 Lap	1:40.863	14	1 Lap	1:34.907	14	1 Lap	1:34.911
28	1:17.985	1:29.417	28	1:20.131	1:29.344	82	1 Lap	1:41.143	82	1 Lap	1:34.413	82	1 Lap	1:34.878
24	1 Lap	1:28.606	96	1 Lap	1:32.821	28	1:35.858	1:40.904	28	56.530	1:34.012	28	11.153	1:35.140
72	1 Lap	1:43.139	24	1 Lap	1:29.199	96	1 Lap	1:42.049	96	1 Lap	1:33.314	96	1 Lap	1:34.668
			42	1 Lap	1:33.212	24	1 Lap	1:42.712	24	1 Lap	1:32.710	24	1 Lap	1:34.897
						42	1 Lap	1:41.775	42	1 Lap	1:35.190	42	1 Lap	1:33.449
						SC	22 Laps	36:29.552	SC	22 Laps	2:20.667			

# GT Cup Championship

## RACE 15 - LAP CHART

LAP 26 @ 17:06:31.538			LAP 27 @ 17:07:55.964			LAP 28 @ 17:09:20.042			LAP 29 @ 17:10:44.106			LAP 30 @ 17:12:08.592		
NO	BEHIND	LAP TIME	NO	BEHIND	LAP TIME	NO	BEHIND	LAP TIME	NO	BEHIND	LAP TIME	NO	BEHIND	LAP TIME
13		2:05.320	13		1:24.426	13		1:24.078	13		1:24.064	13		1:24.486
999	1 Lap	2:06.499	32	9.963	1:27.354	32	10.869	1:24.984	32	11.528	1:24.723	32	11.629	1:24.587
72	2 Laps	2:07.373	33	11.273	1:28.460	33	12.576	1:25.381	33	13.817	1:25.305	33	14.887	1:25.556
32	7.035	2:08.652	67	11.461	1:28.369	67	13.442	1:26.059	67	14.791	1:25.413	67	15.704	1:25.399
33	7.239	2:07.952	7	13.318	1:29.928	7	16.064	1:26.824	7	19.667	1:27.667	7	23.072	1:27.891
75	2 Laps	2:09.512	999	1 Lap	1:36.289	62	1 Lap	1:31.704	62	1 Lap	1:30.683	24	1 Lap	1:28.187
67	7.518	2:07.529	62	1 Lap	1:31.330	24	1 Lap	1:28.625	24	1 Lap	1:30.742	28	34.849	1:29.628
7	7.816	2:06.951	24	1 Lap	1:32.006	28	23.595	1:28.457	28	29.707	1:30.176	62	1 Lap	1:31.242
62	1 Lap	2:06.666	69	1 Lap	1:34.470	999	1 Lap	1:35.339	999	1 Lap	1:34.358	999	1 Lap	1:34.365
69	1 Lap	2:06.703	28	19.216	1:33.944	69	1 Lap	1:33.590	69	1 Lap	1:33.938	82	1 Lap	1:33.487
78	1 Lap	2:04.596	14	1 Lap	1:34.844	14	1 Lap	1:33.383	14	1 Lap	1:33.663	69	1 Lap	1:34.414
14	1 Lap	2:04.345	78	1 Lap	1:35.879	78	1 Lap	1:33.822	82	1 Lap	1:32.732	14	1 Lap	1:34.376
82	1 Lap	2:04.177	82	1 Lap	1:35.799	82	1 Lap	1:33.301	78	1 Lap	1:33.314	78	1 Lap	1:33.853
28	9.698	2:03.865	96	1 Lap	1:34.482	96	1 Lap	1:33.330	96	1 Lap	1:33.363	96	1 Lap	1:33.833
24	1 Lap	2:03.627	42	1 Lap	1:33.975	42	1 Lap	1:33.624	42	1 Lap	1:33.180	42	1 Lap	1:33.632
96	1 Lap	2:04.443	72	2 Laps	1:42.343	72	2 Laps	1:39.082	72	2 Laps	1:38.132	72	2 Laps	1:37.920
42	1 Lap	2:01.805	75	2 Laps	1:41.409	75	2 Laps	1:36.869	75	2 Laps	1:38.020	75	2 Laps	1:38.127

## GT Cup Championship

### RACE 15 - LAP CHART

LAP 31 @ 17:13:32.862		
NO	BEHIND	LAP TIME

13		1:24.270
32	11.936	1:24.577
33	15.984	1:25.367
67	17.024	1:25.590
7	29.684	1:30.882
24	1 Lap	1:26.803
28	37.324	1:26.745
62	1 Lap	1:29.780
82	1 Lap	1:32.034
69	1 Lap	1:33.675
78	1 Lap	1:33.689
96	1 Lap	1:33.543
42	1 Lap	1:33.539
14	1 Lap	1:34.942
999	1 Lap	1:43.638
72	2 Laps	1:37.940
75	2 Laps	1:37.856

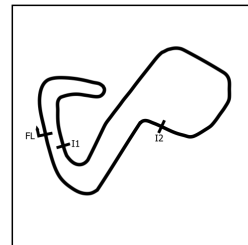
GT Cup Championship

RACE 15 - POSITION CHART

		Lap																																
No	Name	Pos	1	2	3	4	5	6	7	8	9	10	11	12	13	14	15	16	17	18	19	20	21	22	23	24	25	26	27	28	29	30	31	
32	Cook Racing	1	32	32	32	32	32	32	13	13	13	13	13	13	13	13	13	13	13	13	999	13	13	13	13	13	13	13	13	13	13	13	13	13
50	Drivetac powered by Tra	2	13	13	13	13	13	13	32	32	32	32	32	32	32	50	50	50	50	32	13	32	32	32	32	32	32	32	32	32	32	32	32	32
13	Race Lab	3	50	50	50	50	50	50	50	50	50	50	50	50	50	32	32	32	32	67	32	33	33	33	33	33	33	33	33	33	33	33	33	33
67	Orange Racing powered	4	28	28	28	28	28	28	28	67	67	67	67	67	67	67	67	67	67	7	33	67	67	67	67	67	67	67	67	67	67	67	67	67
28	Kendall Developments	5	33	33	33	33	33	33	33	28	28	28	28	28	28	7	7	7	7	28	67	7	7	7	7	7	7	7	7	7	7	7	7	7
33	G-Cat Racing	6	2	2	2	2	2	2	67	33	33	33	33	33	33	7	28	28	28	28	33	7	999	28	28	28	28	28	28	28	28	28	28	28
2	Topcats Racing	7	62	62	999	999	999	999	2	999	7	7	7	7	33	33	33	33	33	999	28	28	999	999	999	999	999	999	999	62	62	24	24	24
999	Orange Racing powered	8	999	999	62	62	67	67	999	7	999	999	999	999	999	999	999	999	999	72	69	69	69	62	62	62	62	62	62	24	24	62	62	62
62	Woodrow Motorsport	9	69	69	42	7	7	7	7	62	62	62	62	62	62	62	62	62	62	69	62	62	62	62	69	69	69	69	69	24	999	999	999	82
72	Woodrow Motorsport	10	42	42	69	67	62	62	62	24	24	42	42	42	42	42	72	72	72	62	78	78	78	78	78	78	78	78	69	69	69	82	69	69
24	Greystone GT	11	82	82	82	42	42	24	24	42	42	69	69	69	69	69	24	24	24	78	14	14	14	14	14	14	14	14	14	14	69	78	78	78
42	Ram Racing	12	24	24	7	69	24	42	42	69	69	82	82	14	14	14	75	75	75	14	96	82	82	82	82	82	82	82	78	78	82	14	96	96
82	Feathers Motorsport	13	14	14	24	24	69	69	69	82	82	14	14	82	82	96	69	69	96	82	96	96	96	96	96	96	96	24	82	82	78	78	42	42
14	Greystone GT	14	96	96	67	82	82	82	82	14	14	96	96	96	96	82	78	78	82	72	42	42	24	24	24	24	96	96	96	96	96	14	14	14
78	Paddock Motorsport	15	72	72	14	14	14	14	14	96	96	72	72	78	78	78	14	14	14	42	42	24	24	42	42	42	42	42	42	42	42	42	999	999
96	Make Happen Racing	16	78	78	96	96	96	96	96	72	72	78	78	72	72	72	96	96	96	24	24	72	72	72	72	72	72	72	72	72	72	72	72	72
69	Make Happen Racing	17	7	7	72	72	72	72	72	78	78	75	24	24	24	24	42	42	42	75	75	75	75	75	75	75	75	75	75	75	75	75	75	75
75	Parker Racing	18	75	75	78	78	78	78	78	75	75	24	75	75	75	75	82	82	82															
7	National Motorsport Acc	19	67	67	75	75	75	75	75																									

# GT Cup Championship

## RACE 15 - SECTOR ANALYSIS

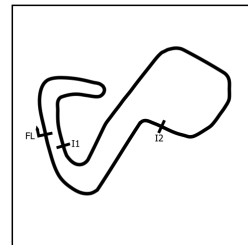


SECTOR 1 = FL to I1, SECTOR 2 = I1 to I2, SECTOR 3 = I2 to FL, DIFF = Difference To Personal Best Lap, P = Crossed Finish Line in Pit Lane, D = Time Disallowed

P1 13 GT3 Race Lab		Mclaren 720S GT3 EVO					
IDEAL LAP TIME : 1:24.006		BEST LAP TIME : 1:24.064		DIFFERENCE : 0.058			
Lucky KHERA		Euan HANKEY (P)					
LAP	SECTOR 1	SECTOR 2	SECTOR 3	LAP TIME	MPH	DIFF	TIME OF DAY
1 - D1		1:11.873	41.029	2:25.451	60.22	1:01.387	16:25:36.845
2 - D1	43.322	55.800	26.333	2:05.455	69.82	41.391	16:27:42.300
3 - D1	28.530	39.899	21.289	1:29.718	97.63	5.654	16:29:12.018
4 - D1	28.006	39.026	21.136	1:28.168	99.35	4.104	16:30:40.186
5 - D1	27.670	39.670	21.183	1:28.523	98.95	4.459	16:32:08.709
6 - D1	27.883	39.418	21.187	1:28.488	98.99	4.424	16:33:37.197
7 - D1	27.494	39.423	20.498	1:27.415	100.20	3.351	16:35:04.612
8 - D1	27.307	38.076	20.449	1:25.832	102.05	1.768	16:36:30.444
9 - D1	27.308	37.774	20.526	1:25.608	102.32	1.544	16:37:56.052
10 - D1	27.359	37.903	20.979	1:26.241	101.57	2.177	16:39:22.293
11 - D1	27.209	38.489	20.940	1:26.638	101.10	2.574	16:40:48.931
12 - D1	27.213	37.622	20.662	1:25.497	102.45	1.433	16:42:14.428
13 - D1	28.137	39.891	20.602	1:28.630	98.83	4.566	16:43:43.058
14 - D1	27.488	38.211	21.328	1:27.027	100.65	2.963	16:45:10.085
15 - D1	27.094	37.917	20.612	1:25.623	102.30	1.559	16:46:35.708
16 - D1	27.664	38.222	20.647	1:26.533	101.23	2.469	16:48:02.241
17 - D1	27.235	37.736	20.535	1:25.506	102.44	1.442	16:49:27.747
18 - D1	27.473	37.718	20.564	1:25.755	102.14	1.691	16:50:53.502
19 - D1	27.287	38.544	IN PIT	3:14.364 P	45.06	1:50.300	16:54:07.866
20 - D1	OUTLAP	37.313	20.281	1:27.744	99.83	3.680	16:55:35.610
21 - D1	26.778	37.147	20.451	1:24.376	103.81	0.312	16:56:59.986
22 - D1	26.944	38.798	21.456	1:27.198	100.45	3.134	16:58:27.184
23 - D1	27.205	37.241	20.731	1:25.177	102.84	1.113	16:59:52.361
24 - D1	34.290	1:00.854	38.196	2:13.340	65.69	49.276	17:02:05.701
25 - D1	40.824	1:04.823	34.870	2:20.517	62.34	56.453	17:04:26.218
26 - D1	40.753	57.080	27.487	2:05.320	69.89	41.256	17:06:31.538
27 - D1	27.124	37.143	20.159	1:24.426	103.75	0.362	17:07:55.964
28 - D1	26.752	37.127	20.199	1:24.078 (2)	104.18	0.014	17:09:20.042
29 - D1	26.803	37.111	20.150	1:24.064 (1)	104.20		17:10:44.106
30 - D1	26.958	37.208	20.320	1:24.486	103.68	0.422	17:12:08.592
31 - D1	26.934	37.104	20.232	1:24.270 (3)	103.94	0.206	17:13:32.862

# GT Cup Championship

## RACE 15 - SECTOR ANALYSIS



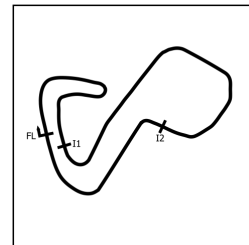
SECTOR 1 = FL to I1, SECTOR 2 = I1 to I2, SECTOR 3 = I2 to FL, DIFF = Difference To Personal Best Lap, P = Crossed Finish Line in Pit Lane, D = Time Disallowed

P2 32 GT3 Cook Racing		Audi R8 GT3 EVO2					
IDEAL LAP TIME : 1:24.448		BEST LAP TIME : 1:24.577		DIFFERENCE : 0.129			
Sacha KAKAD		Hugo COOK (PS)					
LAP	SECTOR 1	SECTOR 2	SECTOR 3	LAP TIME	MPH	DIFF	TIME OF DAY
1 - D1		1:11.740	41.310	2:25.129	60.35	1:00.552	16:25:36.523
2 - D1	42.876	55.821	26.912	2:05.609	69.73	41.032	16:27:42.132
3 - D1	28.363	39.987	21.397	1:29.747	97.60	5.170	16:29:11.879
4 - D1	27.686	39.320	21.091	1:28.097	99.43	3.520	16:30:39.976
5 - D1	27.603	39.653	21.308	1:28.564	98.90	3.987	16:32:08.540
6 - D1	27.807	39.436	21.178	1:28.421	99.06	3.844	16:33:36.961
7 - D1	27.502	40.513	21.027	1:29.042	98.37	4.465	16:35:06.003
8 - D1	27.788	38.919	20.801	1:27.508	100.10	2.931	16:36:33.511
9 - D1	27.544	38.860	21.307	1:27.711	99.87	3.134	16:38:01.222
10 - D1	27.820	38.795	21.184	1:27.799	99.77	3.222	16:39:29.021
11 - D1	27.516	38.770	21.030	1:27.316	100.32	2.739	16:40:56.337
12 - D1	27.685	40.834	21.511	1:30.030	97.29	5.453	16:42:26.367
13 - D1	27.422	38.867	21.176	1:27.465	100.15	2.888	16:43:53.832
14 - D1	27.656	39.666	22.044	1:29.366	98.02	4.789	16:45:23.198
15 - D1	29.125	40.155	21.240	1:30.520	96.77	5.943	16:46:53.718
16 - D1	27.862	38.780	21.243	1:27.885	99.67	3.308	16:48:21.603
17 - D1	29.175	38.923	20.950	1:29.048	98.37	4.471	16:49:50.651
18 - D1	28.105	39.088	20.875	1:28.068	99.46	3.491	16:51:18.719
19 - D1	28.057	39.265	IN PIT	3:25.475 P	42.63	2:00.898	16:54:44.194
20 - D1	OUTLAP	38.025	20.712	1:28.677	98.78	4.100	16:56:12.871
21 - D1	27.185	37.789	20.443	1:25.417	102.55	0.840	16:57:38.288
22 - D1	27.064	37.951	20.435	1:25.450	102.51	0.873	16:59:03.738
23 - D1	27.140	41.130	21.704	1:29.974	97.35	5.397	17:00:33.712
24 - D1	28.526	39.422	28.177	1:36.125	91.12	11.548	17:02:09.837
25 - D1	41.769	1:03.911	34.404	2:20.084	62.53	55.507	17:04:29.921
26 - D1	41.046	57.022	30.584	2:08.652	68.08	44.075	17:06:38.573
27 - D1	27.602	39.238	20.514	1:27.354	100.27	2.777	17:08:05.927
28 - D1	26.989	37.669	20.326	1:24.984	103.07	0.407	17:09:30.911
29 - D1	26.859	37.595	20.269	1:24.723 (3)	103.39	0.146	17:10:55.634
30 - D1	26.773	37.509	20.305	1:24.587 (2)	103.56	0.010	17:12:20.221
31 - D1	26.902	37.478	20.197	1:24.577 (1)	103.57		17:13:44.798



# GT Cup Championship

## RACE 15 - SECTOR ANALYSIS

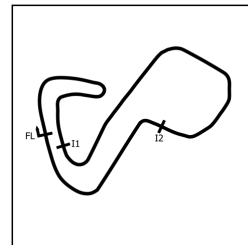


SECTOR 1 = FL to I1, SECTOR 2 = I1 to I2, SECTOR 3 = I2 to FL, DIFF = Difference To Personal Best Lap, P = Crossed Finish Line in Pit Lane, D = Time Disallowed

P3 33 GT3 G-Cat Racing			Porsche 911 GTR GT3				
IDEAL LAP TIME : 1:25.013		BEST LAP TIME : 1:25.305		DIFFERENCE : 0.292			
Shamus JENNINGS		Greg CATON					
LAP	SECTOR 1	SECTOR 2	SECTOR 3	LAP TIME	MPH	DIFF	TIME OF DAY
1 - D1		1:12.602	40.484	2:27.868	59.24	1:02.563	16:25:39.262
2 - D1	43.017	55.745	27.089	2:05.851	69.60	40.546	16:27:45.113
3 - D1	29.446	41.258	21.604	1:32.308	94.89	7.003	16:29:17.421
4 - D1	28.509	40.610	21.619	1:30.738	96.53	5.433	16:30:48.159
5 - D1	28.656	40.507	21.511	1:30.674	96.60	5.369	16:32:18.833
6 - D1	28.607	41.030	21.438	1:31.075	96.18	5.770	16:33:49.908
7 - D1	28.642	40.539	21.352	1:30.533	96.75	5.228	16:35:20.441
8 - D1	28.329	41.762	21.467	1:31.558	95.67	6.253	16:36:51.999
9 - D1	28.874	40.649	21.486	1:31.009	96.25	5.704	16:38:23.008
10 - D1	28.706	40.341	21.556	1:30.603	96.68	5.298	16:39:53.611
11 - D1	28.510	40.364	21.700	1:30.574	96.71	5.269	16:41:24.185
12 - D1	28.478	40.318	21.484	1:30.280	97.02	4.975	16:42:54.465
13 - D1	28.554	41.329	21.336	1:31.219	96.03	5.914	16:44:25.684
14 - D1	28.538	40.153	21.563	1:30.254	97.05	4.949	16:45:55.938
15 - D1	28.498	40.145	21.333	1:29.976	97.35	4.671	16:47:25.914
16 - D1	28.372	40.358	21.436	1:30.166	97.15	4.861	16:48:56.080
17 - D1	28.481	40.280	21.368	1:30.129	97.19	4.824	16:50:26.209
18 - D1	28.264	40.183	21.567	1:30.014	97.31	4.709	16:51:56.223
19 - D1	29.811	41.758	IN PIT	2:54.179 P	50.29	1:28.874	16:54:50.402
20 - D1	OUTLAP	39.264	20.863	1:31.278	95.96	5.973	16:56:21.680
21 - D1	27.365	39.086	20.664	1:27.115	100.55	1.810	16:57:48.795
22 - D1	27.343	38.633	20.516	1:26.492	101.27	1.187	16:59:15.287
23 - D1	27.061	44.802	23.906	1:35.769	91.46	10.464	17:00:51.056
24 - D1	29.061	41.804	22.592	1:33.457	93.73	8.152	17:02:24.513
25 - D1	29.416	1:02.321	34.575	2:06.312	69.35	41.007	17:04:30.825
26 - D1	41.177	56.612	30.163	2:07.952	68.46	42.647	17:06:38.777
27 - D1	27.927	39.912	20.621	1:28.460	99.02	3.155	17:08:07.237
28 - D1	27.153	37.780	20.448	1:25.381 (3)	102.59	0.076	17:09:32.618
29 - D1	26.973	37.804	20.528	1:25.305 (1)	102.68		17:10:57.923
30 - D1	26.884	38.313	20.359	1:25.556	102.38	0.251	17:12:23.479
31 - D1	26.984	38.034	20.349	1:25.367 (2)	102.61	0.062	17:13:48.846

# GT Cup Championship

## RACE 15 - SECTOR ANALYSIS

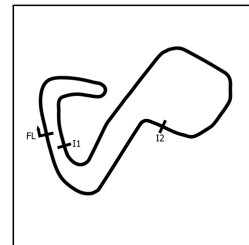


SECTOR 1 = FL to I1, SECTOR 2 = I1 to I2, SECTOR 3 = I2 to FL, DIFF = Difference To Personal Best Lap, P = Crossed Finish Line in Pit Lane, D = Time Disallowed

P4 67 GT3		Orange Racing powered by JMH		McLaren 720S GT3			
IDEAL LAP TIME : 1:25.262		BEST LAP TIME : 1:25.399		DIFFERENCE : 0.137			
Simon ORANGE		Tom ROCHE (PS)					
LAP	SECTOR 1	SECTOR 2	SECTOR 3	LAP TIME	MPH	DIFF	TIME OF DAY
1 - D1		1:04.207	40.539	2:40.157	54.69	1:14.758	16:25:51.551
2 - D1	45.841	51.800	26.441	2:04.082	70.59	38.683	16:27:55.633
3 - D1	28.438	40.371	21.923	1:30.732	96.54	5.333	16:29:26.365
4 - D1	29.630	40.016	21.795	1:31.441	95.79	6.042	16:30:57.806
5 - D1	29.596	39.108	20.876	1:29.580	97.78	4.181	16:32:27.386
6 - D1	27.783	38.740	20.786	1:27.309	100.33	1.910	16:33:54.695
7 - D1	27.639	39.582	20.789	1:28.010	99.53	2.611	16:35:22.705
8 - D1	27.694	39.339	21.019	1:28.052	99.48	2.653	16:36:50.757
9 - D1	28.048	38.653	20.625	1:27.326	100.31	1.927	16:38:18.083
10 - D1	27.362	38.376	20.710	1:26.448	101.33	1.049	16:39:44.531
11 - D1	27.427	38.415	20.650	1:26.492	101.27	1.093	16:41:11.023
12 - D1	27.298	38.383	20.563	1:26.244	101.57	0.845	16:42:37.267
13 - D1	27.299	38.683	21.069	1:27.051	100.62	1.652	16:44:04.318
14 - D1	27.710	38.737	21.177	1:27.624	99.97	2.225	16:45:31.942
15 - D1	27.515	39.532	20.955	1:28.002	99.54	2.603	16:46:59.944
16 - D1	27.588	39.897	20.773	1:28.258	99.25	2.859	16:48:28.202
17 - D1	27.732	38.759	21.068	1:27.559	100.04	2.160	16:49:55.761
18 - D1	27.931	39.431	21.194	1:28.556	98.91	3.157	16:51:24.317
19 - D1	27.477	39.119	IN PIT	3:29.736	P 41.76	2:04.337	16:54:54.053
20 - D1	OUTLAP	39.051	20.937	1:29.949	97.38	4.550	16:56:24.002
21 - D1	27.271	38.067	20.321	1:25.659	102.26	0.260	16:57:49.661
22 - D1	27.215	38.192	20.526	1:25.933	101.93	0.534	16:59:15.594
23 - D1	27.422	44.614	23.925	1:35.961	91.28	10.562	17:00:51.555
24 - D1	28.947	41.791	22.675	1:33.413	93.77	8.014	17:02:24.968
25 - D1	29.393	1:02.390	34.776	2:06.559	69.21	41.160	17:04:31.527
26 - D1	41.015	56.591	29.923	2:07.529	68.68	42.130	17:06:39.056
27 - D1	28.090	39.663	20.616	1:28.369	99.12	2.970	17:08:07.425
28 - D1	27.511	38.098	20.450	1:26.059	101.78	0.660	17:09:33.484
29 - D1	27.265	37.840	20.308	1:25.413 (2)	102.55	0.014	17:10:58.897
30 - D1	27.114	37.926	20.359	1:25.399 (1)	102.57		17:12:24.296
31 - D1	27.152	38.056	20.382	1:25.590 (3)	102.34	0.191	17:13:49.886

# GT Cup Championship

## RACE 15 - SECTOR ANALYSIS

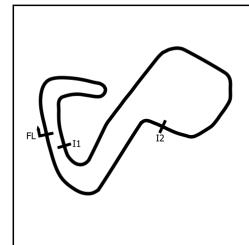


SECTOR 1 = FL to I1, SECTOR 2 = I1 to I2, SECTOR 3 = I2 to FL, DIFF = Difference To Personal Best Lap, P = Crossed Finish Line in Pit Lane, D = Time Disallowed

P5 7 GTO National Motorsport Academy				Mosler MT900			
IDEAL LAP TIME : 1:26.700		BEST LAP TIME : 1:26.824		DIFFERENCE : 0.124			
Morgan SHORT		Marcus SHORT					
LAP	SECTOR 1	SECTOR 2	SECTOR 3	LAP TIME	MPH	DIFF	TIME OF DAY
1 - D1		1:14.925	41.375	2:38.132	55.39	1:11.308	16:25:49.526
2 - D1	44.597	51.915	25.898	2:02.410	71.56	35.586	16:27:51.936
3 - D1	29.485	42.312	21.549	1:33.346	93.84	6.522	16:29:25.282
4 - D1	30.196	39.956	22.074	1:32.226	94.98	5.402	16:30:57.508
5 - D1	30.122	41.290	20.909	1:32.321	94.88	5.497	16:32:29.829
6 - D1	28.228	39.303	21.109	1:28.640	98.82	1.816	16:33:58.469
7 - D1	28.480	39.739	21.223	1:29.442	97.93	2.618	16:35:27.911
8 - D1	28.635	39.345	20.988	1:28.968	98.46	2.144	16:36:56.879
9 - D1	28.791	40.154	21.083	1:30.028	97.30	3.204	16:38:26.907
10 - D1	29.823	39.348	21.384	1:30.555	96.73	3.731	16:39:57.462
11 - D1	28.167	39.052	21.093	1:28.312	99.19	1.488	16:41:25.774
12 - D1	28.128	39.723	21.284	1:29.135	98.27	2.311	16:42:54.909
13 - D1	28.420	40.232	20.804	1:29.456	97.92	2.632	16:44:24.365
14 - D1	28.064	39.104	20.771	1:27.939	99.61	1.115	16:45:52.304
15 - D1	27.895	38.758	20.881	1:27.534 (3)	100.07	0.710	16:47:19.838
16 - D1	28.214	39.093	20.978	1:28.285	99.22	1.461	16:48:48.123
17 - D1	28.208	39.239	21.698	1:29.145	98.26	2.321	16:50:17.268
18 - D1	28.056	39.347	22.097	1:29.500	97.87	2.676	16:51:46.768
19 - D1	28.468	40.009	IN PIT	3:15.133 P	44.89	1:48.309	16:55:01.901
20 - D1	OUTLAP	38.841	20.694	1:30.437	96.86	3.613	16:56:32.338
21 - D1	27.930	38.448	20.649	1:27.027 (2)	100.65	0.203	16:57:59.365
22 - D1	28.682	38.969	20.945	1:28.596	98.87	1.772	16:59:27.961
23 - D1	31.107	43.016	23.903	1:38.026	89.36	11.202	17:01:05.987
24 - D1	30.009	42.605	22.541	1:35.155	92.05	8.331	17:02:41.142
25 - D1	30.117	46.312	34.832	1:51.261	78.73	24.437	17:04:32.403
26 - D1	41.235	56.112	29.604	2:06.951	69.00	40.127	17:06:39.354
27 - D1	28.403	39.332	22.193	1:29.928	97.40	3.104	17:08:09.282
28 - D1	27.603	38.469	20.752	1:26.824 (1)	100.89		17:09:36.106
29 - D1	27.843	38.945	20.879	1:27.667	99.92	0.843	17:11:03.773
30 - D1	27.810	38.981	21.100	1:27.891	99.66	1.067	17:12:31.664
31 - D1	28.491	40.117	22.274	1:30.882	96.38	4.058	17:14:02.546

# GT Cup Championship

## RACE 15 - SECTOR ANALYSIS

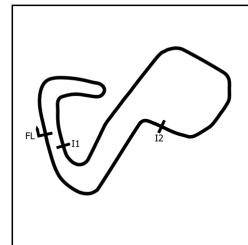


SECTOR 1 = FL to I1, SECTOR 2 = I1 to I2, SECTOR 3 = I2 to FL, DIFF = Difference To Personal Best Lap, P = Crossed Finish Line in Pit Lane, D = Time Disallowed

P6 28 GTO Kendall Developments				Mercedes AMG GT3			
IDEAL LAP TIME : 1:26.745		BEST LAP TIME : 1:26.745		DIFFERENCE : 0.000			
Paul BAILEY		Ross WYLIE (P)					
LAP	SECTOR 1	SECTOR 2	SECTOR 3	LAP TIME	MPH	DIFF	TIME OF DAY
1 - D1		1:12.781	40.738	2:27.208	59.50	1:00.463	16:25:38.602
2 - D1	42.904	55.957	27.423	2:06.284	69.36	39.539	16:27:44.886
3 - D1	29.295	40.571	21.806	1:31.672	95.55	4.927	16:29:16.558
4 - D1	28.798	40.424	21.820	1:31.042	96.21	4.297	16:30:47.600
5 - D1	28.805	40.170	21.746	1:30.721	96.55	3.976	16:32:18.321
6 - D1	28.890	40.676	21.633	1:31.199	96.05	4.454	16:33:49.520
7 - D1	28.597	39.939	21.583	1:30.119	97.20	3.374	16:35:19.639
8 - D1	28.789	40.794	22.337	1:31.920	95.29	5.175	16:36:51.559
9 - D1	29.063	40.178	21.475	1:30.716	96.56	3.971	16:38:22.275
10 - D1	28.949	39.911	21.822	1:30.682	96.59	3.937	16:39:52.957
11 - D1	28.777	40.285	21.757	1:30.819	96.45	4.074	16:41:23.776
12 - D1	28.466	40.093	21.562	1:30.121	97.20	3.376	16:42:53.897
13 - D1	28.581	39.818	21.432	1:29.831	97.51	3.086	16:44:23.728
14 - D1	28.453	39.959	21.383	1:29.795	97.55	3.050	16:45:53.523
15 - D1	28.463	40.079	21.506	1:30.048	97.27	3.303	16:47:23.571
16 - D1	28.728	40.126	21.632	1:30.486	96.80	3.741	16:48:54.057
17 - D1	28.920	40.000	21.735	1:30.655	96.62	3.910	16:50:24.712
18 - D1	28.919	40.046	22.087	1:31.052	96.20	4.307	16:51:55.764
19 - D1	29.981	40.858	IN PIT	3:20.311	P 43.73	1:53.566	16:55:16.075
20 - D1	OUTLAP	39.736	21.209	1:32.479	94.72	5.734	16:56:48.554
21 - D1	29.114	38.986	21.317	1:29.417	97.96	2.672	16:58:17.971
22 - D1	28.438	39.335	21.571	1:29.344	(3) 98.04	2.599	16:59:47.315
23 - D1	33.367	44.271	23.266	1:40.904	86.81	14.159	17:01:28.219
24 - D1	29.071	42.441	22.500	1:34.012	93.17	7.267	17:03:02.231
25 - D1	29.620	41.986	23.534	1:35.140	92.07	8.395	17:04:37.371
26 - D1	40.215	54.811	28.839	2:03.865	70.72	37.120	17:06:41.236
27 - D1	30.147	41.671	22.126	1:33.944	93.24	7.199	17:08:15.180
28 - D1	28.170	39.362	20.925	1:28.457	(2) 99.02	1.712	17:09:43.637
29 - D1	28.589	40.341	21.246	1:30.176	97.14	3.431	17:11:13.813
30 - D1	28.664	40.234	20.730	1:29.628	97.73	2.883	17:12:43.441
31 - D1	27.610	38.553	20.582	1:26.745	(1) 100.98		17:14:10.186

# GT Cup Championship

## RACE 15 - SECTOR ANALYSIS

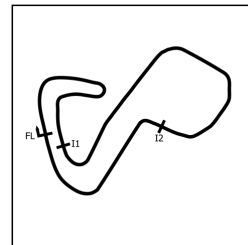


SECTOR 1 = FL to I1, SECTOR 2 = I1 to I2, SECTOR 3 = I2 to FL, DIFF = Difference To Personal Best Lap, P = Crossed Finish Line in Pit Lane, D = Time Disallowed

P7 24 GT3 Greystone GT		McLaren 720S GT3					
IDEAL LAP TIME : 1:26.803		BEST LAP TIME : 1:26.803		DIFFERENCE : 0.000			
Andre BORODIN		Ed PEAD (P)					
LAP	SECTOR 1	SECTOR 2	SECTOR 3	LAP TIME	MPH	DIFF	TIME OF DAY
1 - D1		1:15.145	41.276	2:33.621	57.02	1:06.818	16:25:45.015
2 - D1	42.915	54.499	26.498	2:03.912	70.69	37.109	16:27:48.927
3 - D1	30.835	43.060	22.594	1:36.489	90.78	9.686	16:29:25.416
4 - D1	31.233	42.108	22.040	1:35.381	91.84	8.578	16:31:00.797
5 - D1	29.072	41.443	22.007	1:32.522	94.67	5.719	16:32:33.319
6 - D1	29.593	42.007	22.129	1:33.729	93.45	6.926	16:34:07.048
7 - D1	30.144	41.983	22.411	1:34.538	92.65	7.735	16:35:41.586
8 - D1	30.542	42.360	22.373	1:35.275	91.94	8.472	16:37:16.861
9 - D1	30.359	42.478	22.637	1:35.474	91.75	8.671	16:38:52.335
10 - D1	53.984	43.379	21.754	1:59.117	73.53	32.314	16:40:51.452
11 - D1	30.665	42.303	23.155	1:36.123	91.13	9.320	16:42:27.575
12 - D1	29.458	41.124	21.944	1:32.526	94.67	5.723	16:44:00.101
13 - D1	29.087	41.315	22.462	1:32.864	94.32	6.061	16:45:32.965
14 - D1	29.255	41.192	21.797	1:32.244	94.96	5.441	16:47:05.209
15 - D1	29.748	42.905	22.649	1:35.302	91.91	8.499	16:48:40.511
16 - D1	30.567	43.431	23.323	1:37.321	90.00	10.518	16:50:17.832
17 - D1	30.358	43.121	22.946	1:36.425	90.84	9.622	16:51:54.257
18 - D1	33.124	42.278	IN PIT	3:23.561 P	43.03	1:56.758	16:55:17.818
19 - D2	OUTLAP	39.256	21.361	1:32.655	94.54	5.852	16:56:50.473
20 - D2	28.544	38.914	21.148	1:28.606 (3)	98.86	1.803	16:58:19.079
21 - D2	28.228	39.042	21.929	1:29.199	98.20	2.396	16:59:48.278
22 - D2	35.087	44.438	23.187	1:42.712	85.28	15.909	17:01:30.990
23 - D2	28.969	41.680	22.061	1:32.710	94.48	5.907	17:03:03.700
24 - D2	29.252	41.779	23.866	1:34.897	92.30	8.094	17:04:38.597
25 - D2	40.329	54.571	28.727	2:03.627	70.85	36.824	17:06:42.224
26 - D2	28.961	40.990	22.055	1:32.006	95.20	5.203	17:08:14.230
27 - D2	27.877	39.328	21.420	1:28.625	98.84	1.822	17:09:42.855
28 - D2	29.152	40.232	21.358	1:30.742	96.53	3.939	17:11:13.597
29 - D2	28.622	38.618	20.947	1:28.187 (2)	99.33	1.384	17:12:41.784
30 - D2	27.534	38.455	20.814	1:26.803 (1)	100.91		17:14:08.587

# GT Cup Championship

## RACE 15 - SECTOR ANALYSIS

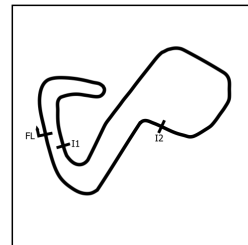


SECTOR 1 = FL to I1, SECTOR 2 = I1 to I2, SECTOR 3 = I2 to FL, DIFF = Difference To Personal Best Lap, P = Crossed Finish Line in Pit Lane, D = Time Disallowed

P8 62 GTC		Woodrow Motorsport		Lamborghini Super Trofeo			
IDEAL LAP TIME : 1:29.682		BEST LAP TIME : 1:29.780		DIFFERENCE : 0.098			
Matthew EVANS		Kevin CLARKE					
LAP	SECTOR 1	SECTOR 2	SECTOR 3	LAP TIME	MPH	DIFF	TIME OF DAY
1 - D1		1:12.650	40.952	2:29.618	58.54	59.838	16:25:41.012
2 - D1	42.782	55.291	27.982	2:06.055	69.49	36.275	16:27:47.067
3 - D1	31.266	42.339	22.378	1:35.983	91.26	6.203	16:29:23.050
4 - D1	29.772	41.854	22.632	1:34.258	92.93	4.478	16:30:57.308
5 - D1	30.002	42.607	22.481	1:35.090	92.12	5.310	16:32:32.398
6 - D1	30.017	41.940	22.481	1:34.438	92.75	4.658	16:34:06.836
7 - D1	29.921	41.959	22.588	1:34.468	92.72	4.688	16:35:41.304
8 - D1	30.328	42.202	22.667	1:35.197	92.01	5.417	16:37:16.501
9 - D1	30.103	42.615	22.888	1:35.606	91.62	5.826	16:38:52.107
10 - D1	30.168	42.219	22.414	1:34.801	92.40	5.021	16:40:26.908
11 - D1	29.740	42.106	22.544	1:34.390	92.80	4.610	16:42:01.298
12 - D1	29.792	42.214	22.581	1:34.587	92.61	4.807	16:43:35.885
13 - D1	29.787	42.290	23.621	1:35.698	91.53	5.918	16:45:11.583
14 - D1	29.775	41.819	22.687	1:34.281	92.91	4.501	16:46:45.864
15 - D1	30.083	41.861	23.184	1:35.128	92.08	5.348	16:48:20.992
16 - D1	30.682	41.561	22.494	1:34.737	92.46	4.957	16:49:55.729
17 - D1	30.102	42.152	23.182	1:35.436	91.78	5.656	16:51:31.165
18 - D1	30.478	42.770	IN PIT	3:18.437 P	44.14	1:48.657	16:54:49.602
19 - D1	OUTLAP	41.145	23.365	1:36.948	90.35	7.168	16:56:26.550
20 - D1	29.402	41.037	21.807	1:32.246	94.96	2.466	16:57:58.796
21 - D1	29.167	40.729	21.590	1:31.486	95.75	1.706	16:59:30.282
22 - D1	29.606	42.678	23.765	1:36.049	91.20	6.269	17:01:06.331
23 - D1	30.269	42.763	22.460	1:35.492	91.73	5.712	17:02:41.823
24 - D1	29.753	46.541	34.823	1:51.117	78.83	21.337	17:04:32.940
25 - D1	41.188	56.310	29.168	2:06.666	69.15	36.886	17:06:39.606
26 - D1	29.313	40.720	21.297	1:31.330	95.91	1.550	17:08:10.936
27 - D1	29.405	40.830	21.469	1:31.704	95.52	1.924	17:09:42.640
28 - D1	29.145	40.174	21.364	1:30.683 (2)	96.59	0.903	17:11:13.323
29 - D1	28.810	41.165	21.267	1:31.242 (3)	96.00	1.462	17:12:44.565
30 - D1	28.536	39.879	21.365	1:29.780 (1)	97.57		17:14:14.345

# GT Cup Championship

## RACE 15 - SECTOR ANALYSIS

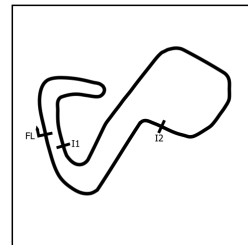


SECTOR 1 = FL to I1, SECTOR 2 = I1 to I2, SECTOR 3 = I2 to FL, DIFF = Difference To Personal Best Lap, P = Crossed Finish Line in Pit Lane, D = Time Disallowed

P9 82 GTH Feathers Motorsport				Aston Martin GT4			
IDEAL LAP TIME : 1:31.068		BEST LAP TIME : 1:31.068		DIFFERENCE : 0.000			
James GUESS		Tom CANNING (P)					
LAP	SECTOR 1	SECTOR 2	SECTOR 3	LAP TIME	MPH	DIFF	TIME OF DAY
1 - D1		1:13.799	41.205	2:32.791	57.33	1:01.723	16:25:44.185
2 - D1	42.939	54.637	26.712	2:04.288	70.48	33.220	16:27:48.473
3 - D1	31.018	42.805	22.794	1:36.617	90.66	5.549	16:29:25.090
4 - D1	31.155	43.354	23.209	1:37.718	89.64	6.650	16:31:02.808
5 - D1	29.960	42.712	22.742	1:35.414	91.80	4.346	16:32:38.222
6 - D1	29.862	42.605	22.866	1:35.333	91.88	4.265	16:34:13.555
7 - D1	29.911	42.554	22.700	1:35.165	92.04	4.097	16:35:48.720
8 - D1	30.291	42.390	22.782	1:35.463	91.76	4.395	16:37:24.183
9 - D1	30.044	42.259	22.759	1:35.062	92.14	3.994	16:38:59.245
10 - D1	29.984	42.622	23.069	1:35.675	91.55	4.607	16:40:34.920
11 - D1	30.000	42.734	22.757	1:35.491	91.73	4.423	16:42:10.411
12 - D1	29.980	43.727	22.649	1:36.356	90.91	5.288	16:43:46.767
13 - D1	30.100	42.801	22.731	1:35.632	91.59	4.564	16:45:22.399
14 - D1	31.564	43.217	22.791	1:37.572	89.77	6.504	16:46:59.971
15 - D1	30.298	42.279	IN PIT	3:30.509 P	41.61	1:59.441	16:50:30.480
16 - D1	OUTLAP	41.662	21.948	1:35.932	91.31	4.864	16:52:06.412
17 - D1	28.916	40.960	22.217	1:32.093	95.11	1.025	16:53:38.505
18 - D1	29.567	41.521	21.846	1:32.934	94.25	1.866	16:55:11.439
19 - D1	28.827	40.431	21.810	1:31.068 (1)	96.19		16:56:42.507
20 - D1	28.986	40.917	21.871	1:31.774 (2)	95.45	0.706	16:58:14.281
21 - D1	29.173	40.677	22.186	1:32.036	95.17	0.968	16:59:46.317
22 - D1	32.010	45.633	23.500	1:41.143	86.60	10.075	17:01:27.460
23 - D1	29.389	42.358	22.666	1:34.413	92.78	3.345	17:03:01.873
24 - D1	29.535	41.927	23.416	1:34.878	92.32	3.810	17:04:36.751
25 - D1	40.471	54.686	29.020	2:04.177	70.54	33.109	17:06:40.928
26 - D1	30.229	42.381	23.189	1:35.799	91.43	4.731	17:08:16.727
27 - D1	29.215	41.356	22.730	1:33.301	93.88	2.233	17:09:50.028
28 - D1	28.962	41.352	22.418	1:32.732	94.46	1.664	17:11:22.760
29 - D1	29.628	41.071	22.788	1:33.487	93.70	2.419	17:12:56.247
30 - D1	29.089	40.831	22.114	1:32.034 (3)	95.18	0.966	17:14:28.281

# GT Cup Championship

## RACE 15 - SECTOR ANALYSIS



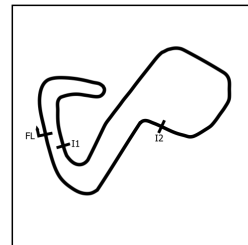
SECTOR 1 = FL to I1, SECTOR 2 = I1 to I2, SECTOR 3 = I2 to FL, DIFF = Difference To Personal Best Lap, P = Crossed Finish Line in Pit Lane, D = Time Disallowed

P10 69 GTH		Make Happen Racing		Mercedes AMG GT4			
IDEAL LAP TIME : 1:33.243		BEST LAP TIME : 1:33.527		DIFFERENCE : 0.284			
Stephen WALTON		Chris HART					
LAP	SECTOR 1	SECTOR 2	SECTOR 3	LAP TIME	MPH	DIFF	TIME OF DAY
1 - D1		1:12.688	41.144	2:31.213	57.93	57.686	16:25:42.607
2 - D1	42.774	55.028	27.261	2:05.063	70.04	31.536	16:27:47.670
3 - D1	31.358	42.409	23.017	1:36.784	90.50	3.257	16:29:24.454
4 - D1	29.805	42.746	22.720	1:35.271	91.94	1.744	16:30:59.725
5 - D1	29.777	42.603	22.595	1:34.975	92.23	1.448	16:32:34.700
6 - D1	29.602	42.000	22.470	1:34.072	93.11	0.545	16:34:08.772
7 - D1	29.637	42.079	22.524	1:34.240	92.95	0.713	16:35:43.012
8 - D1	29.906	42.338	22.491	1:34.735	92.46	1.208	16:37:17.747
9 - D1	30.452	42.094	23.047	1:35.593	91.63	2.066	16:38:53.340
10 - D1	30.448	42.110	22.683	1:35.241	91.97	1.714	16:40:28.581
11 - D1	30.029	42.847	22.801	1:35.677	91.55	2.150	16:42:04.258
12 - D1	29.716	42.136	22.790	1:34.642	92.55	1.115	16:43:38.900
13 - D1	30.098	42.488	22.758	1:35.344	91.87	1.817	16:45:14.244
14 - D1	29.999	42.699	22.831	1:35.529	91.69	2.002	16:46:49.773
15 - D1	30.505	42.725	IN PIT	3:14.773 P	44.97	1:41.246	16:50:04.546
16 - D1	OUTLAP	41.835	22.735	1:36.601	90.68	3.074	16:51:41.147
17 - D1	29.432	41.767	22.403	1:33.602	93.58	0.075	16:53:14.749
18 - D1	29.438	41.689	22.474	1:33.601 (3)	93.58	0.074	16:54:48.350
19 - D1	29.479	41.577	22.471	1:33.527 (1)	93.66		16:56:21.877
20 - D1	29.531	41.671	22.486	1:33.688	93.50	0.161	16:57:55.565
21 - D1	29.399	42.063	23.086	1:34.548	92.64	1.021	16:59:30.113
22 - D1	30.557	42.392	24.308	1:37.257	90.06	3.730	17:01:07.370
23 - D1	30.059	42.474	23.007	1:35.540	91.68	2.013	17:02:42.910
24 - D1	29.740	46.053	34.784	1:50.577	79.21	17.050	17:04:33.487
25 - D1	41.505	55.717	29.481	2:06.703	69.13	33.176	17:06:40.190
26 - D1	29.869	41.727	22.874	1:34.470	92.72	0.943	17:08:14.660
27 - D1	29.694	41.629	22.267	1:33.590 (2)	93.59	0.063	17:09:48.250
28 - D1	29.675	41.842	22.421	1:33.938	93.25	0.411	17:11:22.188
29 - D1	29.462	41.989	22.963	1:34.414	92.78	0.887	17:12:56.602
30 - D1	29.480	41.708	22.487	1:33.675	93.51	0.148	17:14:30.277



# GT Cup Championship

## RACE 15 - SECTOR ANALYSIS

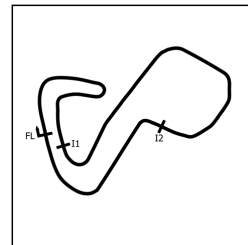


SECTOR 1 = FL to I1, SECTOR 2 = I1 to I2, SECTOR 3 = I2 to FL, DIFF = Difference To Personal Best Lap, P = Crossed Finish Line in Pit Lane, D = Time Disallowed

P11 96 GTH		Make Happen Racing		Mercedes AMG GT4			
IDEAL LAP TIME : 1:32.336		BEST LAP TIME : 1:32.486		DIFFERENCE : 0.150			
Jon CURRIE		Phil KEEN (P)					
LAP	SECTOR 1	SECTOR 2	SECTOR 3	LAP TIME	MPH	DIFF	TIME OF DAY
1 - D1		1:14.949	41.068	2:34.729	56.61	1:02.243	16:25:46.123
2 - D1	44.242	53.080	26.789	2:04.111	70.58	31.625	16:27:50.234
3 - D1	30.728	43.267	23.472	1:37.467	89.87	4.981	16:29:27.701
4 - D1	30.006	42.603	23.132	1:35.741	91.49	3.255	16:31:03.442
5 - D1	30.320	42.389	22.991	1:35.700	91.53	3.214	16:32:39.142
6 - D1	30.094	42.374	22.751	1:35.219	91.99	2.733	16:34:14.361
7 - D1	30.106	42.385	22.829	1:35.320	91.89	2.834	16:35:49.681
8 - D1	30.190	42.318	22.786	1:35.294	91.92	2.808	16:37:24.975
9 - D1	30.566	41.960	22.737	1:35.263	91.95	2.777	16:39:00.238
10 - D1	31.005	42.067	23.045	1:36.117	91.13	3.631	16:40:36.355
11 - D1	29.909	42.065	22.994	1:34.968	92.23	2.482	16:42:11.323
12 - D1	29.916	43.170	22.900	1:35.986	91.26	3.500	16:43:47.309
13 - D1	29.920	42.694	23.300	1:35.914	91.33	3.428	16:45:23.223
14 - D1	30.732	42.508	22.619	1:35.859	91.38	3.373	16:46:59.082
15 - D1	29.958	42.076	IN PIT	3:27.152	P 42.28	1:54.666	16:50:26.234
16 - D1	OUTLAP	41.684	22.569	1:36.185	91.07	3.699	16:52:02.419
17 - D1	29.183	41.476	22.217	1:32.876 (3)	94.31	0.390	16:53:35.295
18 - D1	29.180	42.086	22.792	1:34.058	93.13	1.572	16:55:09.353
19 - D1	29.106	41.252	22.128	1:32.486 (1)	94.71		16:56:41.839
20 - D1	29.190	41.857	22.201	1:33.248	93.94	0.762	16:58:15.087
21 - D1	29.177	41.102	22.542	1:32.821 (2)	94.37	0.335	16:59:47.908
22 - D1	34.160	44.314	23.575	1:42.049	85.83	9.563	17:01:29.957
23 - D1	29.599	41.532	22.183	1:33.314	93.87	0.828	17:03:03.271
24 - D1	29.412	41.608	23.648	1:34.668	92.53	2.182	17:04:37.939
25 - D1	40.417	54.487	29.539	2:04.443	70.39	31.957	17:06:42.382
26 - D1	29.541	41.786	23.155	1:34.482	92.71	1.996	17:08:16.864
27 - D1	29.697	41.159	22.474	1:33.330	93.85	0.844	17:09:50.194
28 - D1	29.548	41.429	22.386	1:33.363	93.82	0.877	17:11:23.557
29 - D1	29.833	41.393	22.607	1:33.833	93.35	1.347	17:12:57.390
30 - D1	29.636	41.428	22.479	1:33.543	93.64	1.057	17:14:30.933

# GT Cup Championship

## RACE 15 - SECTOR ANALYSIS

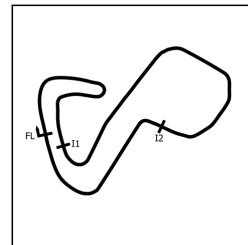


SECTOR 1 = FL to I1, SECTOR 2 = I1 to I2, SECTOR 3 = I2 to FL, DIFF = Difference To Personal Best Lap, P = Crossed Finish Line in Pit Lane, D = Time Disallowed

P12 42 GTH		Ram Racing		Mercedes AMG GT4			
IDEAL LAP TIME : 1:32.487		BEST LAP TIME : 1:32.496		DIFFERENCE : 0.009			
Gustavo XAVIER		Seb MORRIS (P)					
LAP	SECTOR 1	SECTOR 2	SECTOR 3	LAP TIME	MPH	DIFF	TIME OF DAY
1 - D1		1:13.727	41.302	2:31.949	57.64	59.453	16:25:43.343
2 - D1	42.789	54.791	26.939	2:04.519	70.34	32.023	16:27:47.862
3 - D1	30.962	42.241	22.851	1:36.054	91.19	3.558	16:29:23.916
4 - D1	29.572	41.657	22.913	1:34.142	93.04	1.646	16:30:58.058
5 - D1	30.100	42.091	22.899	1:35.090	92.12	2.594	16:32:33.148
6 - D1	30.413	41.885	22.412	1:34.710	92.49	2.214	16:34:07.858
7 - D1	29.704	42.151	22.540	1:34.395	92.79	1.899	16:35:42.253
8 - D1	30.514	42.148	22.514	1:35.176	92.03	2.680	16:37:17.429
9 - D1	30.239	42.269	22.860	1:35.368	91.85	2.872	16:38:52.797
10 - D1	30.780	41.638	22.437	1:34.855	92.34	2.359	16:40:27.652
11 - D1	29.628	42.046	22.624	1:34.298	92.89	1.802	16:42:01.950
12 - D1	29.599	42.285	22.703	1:34.587	92.61	2.091	16:43:36.537
13 - D1	29.585	42.239	23.723	1:35.547	91.68	3.051	16:45:12.084
14 - D1	29.806	41.867	22.694	1:34.367	92.82	1.871	16:46:46.451
15 - D1	29.915	42.354	IN PIT	3:42.806 P	39.31	2:10.310	16:50:29.257
16 - D1	OUTLAP	41.513	22.199	1:36.020	91.22	3.524	16:52:05.277
17 - D1	29.303	41.463	22.335	1:33.101 (3)	94.08	0.605	16:53:38.378
18 - D1	29.428	42.387	22.188	1:34.003	93.18	1.507	16:55:12.381
19 - D1	29.312	41.220	22.177	1:32.709 (2)	94.48	0.213	16:56:45.090
20 - D1	29.275	41.083	22.138	1:32.496 (1)	94.70		16:58:17.586
21 - D1	29.670	41.413	22.129	1:33.212	93.97	0.716	16:59:50.798
22 - D1	34.063	44.646	23.066	1:41.775	86.07	9.279	17:01:32.573
23 - D1	30.304	42.207	22.679	1:35.190	92.02	2.694	17:03:07.763
24 - D1	29.548	41.449	22.452	1:33.449	93.73	0.953	17:04:41.212
25 - D1	38.932	53.773	29.100	2:01.805	71.91	29.309	17:06:43.017
26 - D1	29.546	41.562	22.867	1:33.975	93.21	1.479	17:08:16.992
27 - D1	29.883	41.549	22.192	1:33.624	93.56	1.128	17:09:50.616
28 - D1	29.455	41.575	22.150	1:33.180	94.00	0.684	17:11:23.796
29 - D1	30.026	41.272	22.334	1:33.632	93.55	1.136	17:12:57.428
30 - D1	29.957	41.453	22.129	1:33.539	93.64	1.043	17:14:30.967

# GT Cup Championship

## RACE 15 - SECTOR ANALYSIS

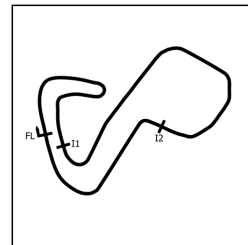


SECTOR 1 = FL to I1, SECTOR 2 = I1 to I2, SECTOR 3 = I2 to FL, DIFF = Difference To Personal Best Lap, P = Crossed Finish Line in Pit Lane, D = Time Disallowed

P13 14 GTH Greystone GT				McLaren 570S GT4			
IDEAL LAP TIME : 1:32.990		BEST LAP TIME : 1:33.235		DIFFERENCE : 0.245			
Phillip CARTER		Michael BROADHURST (P)					
LAP	SECTOR 1	SECTOR 2	SECTOR 3	LAP TIME	MPH	DIFF	TIME OF DAY
1 - D1		1:14.683	41.135	2:34.108	56.84	1:00.873	16:25:45.502
2 - D1	43.330	54.064	26.931	2:04.325	70.45	31.090	16:27:49.827
3 - D1	30.497	43.007	23.190	1:36.694	90.59	3.459	16:29:26.521
4 - D1	30.832	42.610	23.099	1:36.541	90.73	3.306	16:31:03.062
5 - D1	30.007	42.743	22.871	1:35.621	91.61	2.386	16:32:38.683
6 - D1	29.835	42.455	23.033	1:35.323	91.89	2.088	16:34:14.006
7 - D1	29.910	42.406	22.823	1:35.139	92.07	1.904	16:35:49.145
8 - D1	30.211	42.441	22.769	1:35.421	91.80	2.186	16:37:24.566
9 - D1	30.359	41.942	22.985	1:35.286	91.93	2.051	16:38:59.852
10 - D1	30.936	42.008	22.907	1:35.851	91.39	2.616	16:40:35.703
11 - D1	29.894	42.413	22.769	1:35.076	92.13	1.841	16:42:10.779
12 - D1	29.816	42.949	22.684	1:35.449	91.77	2.214	16:43:46.228
13 - D1	29.909	41.964	22.646	1:34.519	92.67	1.284	16:45:20.747
14 - D1	29.807	42.992	22.637	1:35.436	91.78	2.201	16:46:56.183
15 - D1	30.093	42.350	IN PIT	3:23.090 P	43.13	1:49.855	16:50:19.273
16 - D1	OUTLAP	41.884	22.633	1:36.434	90.83	3.199	16:51:55.707
17 - D1	30.952	41.842	22.818	1:35.612	91.61	2.377	16:53:31.319
18 - D1	29.841	41.791	22.304	1:33.936	93.25	0.701	16:55:05.255
19 - D1	29.654	41.461	22.452	1:33.567	93.62	0.332	16:56:38.822
20 - D1	29.437	41.522	22.512	1:33.471 (3)	93.71	0.236	16:58:12.293
21 - D1	29.524	41.309	22.402	1:33.235 (1)	93.95		16:59:45.528
22 - D1	31.488	46.267	23.108	1:40.863	86.84	7.628	17:01:26.391
23 - D1	29.897	42.501	22.509	1:34.907	92.29	1.672	17:03:01.298
24 - D1	29.719	41.992	23.200	1:34.911	92.29	1.676	17:04:36.209
25 - D1	40.297	54.927	29.121	2:04.345	70.44	31.110	17:06:40.554
26 - D1	29.826	42.337	22.681	1:34.844	92.36	1.609	17:08:15.398
27 - D1	29.403	41.702	22.278	1:33.383 (2)	93.80	0.148	17:09:48.781
28 - D1	29.705	41.650	22.308	1:33.663	93.52	0.428	17:11:22.444
29 - D1	30.274	41.478	22.624	1:34.376	92.81	1.141	17:12:56.820
30 - D1	30.600	42.033	22.309	1:34.942	92.26	1.707	17:14:31.762

# GT Cup Championship

## RACE 15 - SECTOR ANALYSIS

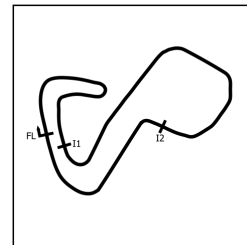


SECTOR 1 = FL to I1, SECTOR 2 = I1 to I2, SECTOR 3 = I2 to FL, DIFF = Difference To Personal Best Lap, P = Crossed Finish Line in Pit Lane, D = Time Disallowed

P14 999 GTC		Orange Racing powered by JMH		Porsche 911 GT3 Cup			
IDEAL LAP TIME : 1:30.294		BEST LAP TIME : 1:30.574		DIFFERENCE : 0.280			
Patrick COLLINS		Russ LINDSAY					
LAP	SECTOR 1	SECTOR 2	SECTOR 3	LAP TIME	MPH	DIFF	TIME OF DAY
1 - D1		1:13.247	41.128	2:30.517	58.19	59.943	16:25:41.911
2 - D1	42.945	55.135	27.270	2:05.350	69.88	34.776	16:27:47.261
3 - D1	29.882	40.581	21.349	1:31.812	95.41	1.238	16:29:19.073
4 - D1	28.991	40.907	21.589	1:31.487	95.74	0.913	16:30:50.560
5 - D1	28.947	40.501	21.467	1:30.915	96.35	0.341	16:32:21.475
6 - D1	28.946	40.808	21.503	1:31.257	95.99	0.683	16:33:52.732
7 - D1	28.811	41.121	21.531	1:31.463	95.77	0.889	16:35:24.195
8 - D1	29.149	40.766	21.474	1:31.389	95.85	0.815	16:36:55.584
9 - D1	29.112	42.422	21.713	1:33.247	93.94	2.673	16:38:28.831
10 - D1	29.341	40.547	22.019	1:31.907	95.31	1.333	16:40:00.738
11 - D1	28.780	40.441	21.711	1:30.932	96.33	0.358	16:41:31.670
12 - D1	28.673	40.421	21.500	1:30.594 (2)	96.69	0.020	16:43:02.264
13 - D1	29.209	40.391	21.389	1:30.989	96.27	0.415	16:44:33.253
14 - D1	28.783	40.380	21.467	1:30.630 (3)	96.65	0.056	16:46:03.883
15 - D1	29.067	40.358	21.364	1:30.789	96.48	0.215	16:47:34.672
16 - D1	28.969	40.652	21.488	1:31.109	96.14	0.535	16:49:05.781
17 - D1	28.799	40.272	21.503	1:30.574 (1)	96.71		16:50:36.355
18 - D1	29.096	40.915	21.445	1:31.456	95.78	0.882	16:52:07.811
19 - D1	29.015	41.012	21.523	1:31.550	95.68	0.976	16:53:39.361
20 - D1	29.347	42.047	IN PIT	3:07.257 P	46.77	1:36.683	16:56:46.618
21 - D1	OUTLAP	43.836	22.942	1:41.784	86.06	11.210	16:58:28.402
22 - D1	30.446	43.231	25.073	1:38.750	88.70	8.176	17:00:07.152
23 - D1	31.482	50.364	38.058	1:59.904	73.05	29.330	17:02:07.056
24 - D1	40.962	1:04.808	34.579	2:20.349	62.41	49.775	17:04:27.405
25 - D1	40.656	56.688	29.155	2:06.499	69.24	35.925	17:06:33.904
26 - D1	30.129	42.771	23.389	1:36.289	90.97	5.715	17:08:10.193
27 - D1	29.658	43.497	22.184	1:35.339	91.88	4.765	17:09:45.532
28 - D1	29.822	42.267	22.269	1:34.358	92.83	3.784	17:11:19.890
29 - D1	29.983	42.330	22.052	1:34.365	92.82	3.791	17:12:54.255
30 - D1	29.607	49.055	24.976	1:43.638	84.52	13.064	17:14:37.893

# GT Cup Championship

## RACE 15 - SECTOR ANALYSIS

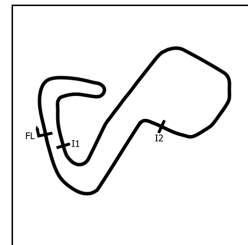


SECTOR 1 = FL to I1, SECTOR 2 = I1 to I2, SECTOR 3 = I2 to FL, DIFF = Difference To Personal Best Lap, P = Crossed Finish Line in Pit Lane, D = Time Disallowed

P15 78 GTH Paddock Motorsport				McLaren 570S GT4			
IDEAL LAP TIME : 1:33.022		BEST LAP TIME : 1:33.314		DIFFERENCE : 0.292			
Tim DOCKER		Jordan ALBERT (P)					
LAP	SECTOR 1	SECTOR 2	SECTOR 3	LAP TIME	MPH	DIFF	TIME OF DAY
1 - D1		1:16.819	41.411	2:37.017	55.78	1:03.703	16:25:48.411
2 - D1	43.773	52.612	26.965	2:03.350	71.01	30.036	16:27:51.761
3 - D1	31.166	43.262	22.962	1:37.390	89.94	4.076	16:29:29.151
4 - D1	29.905	42.579	22.742	1:35.226	91.99	1.912	16:31:04.377
5 - D1	30.257	42.658	22.904	1:35.819	91.42	2.505	16:32:40.196
6 - D1	29.965	42.783	22.980	1:35.728	91.50	2.414	16:34:15.924
7 - D1	29.903	42.452	22.573	1:34.928	92.27	1.614	16:35:50.852
8 - D1	30.100	42.741	22.534	1:35.375	91.84	2.061	16:37:26.227
9 - D1	30.407	42.590	23.281	1:36.278	90.98	2.964	16:39:02.505
10 - D1	30.566	42.915	22.890	1:36.371	90.89	3.057	16:40:38.876
11 - D1	30.248	42.154	22.607	1:35.009	92.20	1.695	16:42:13.885
12 - D1	30.126	42.360	22.546	1:35.032	92.17	1.718	16:43:48.917
13 - D1	29.816	43.012	23.258	1:36.086	91.16	2.772	16:45:25.003
14 - D1	29.719	42.797	22.873	1:35.389	91.83	2.075	16:47:00.392
15 - D1	30.467	42.429	IN PIT	3:18.035 P	44.23	1:44.721	16:50:18.427
16 - D1	OUTLAP	42.214	22.599	1:36.958	90.34	3.644	16:51:55.385
17 - D1	29.955	42.704	23.095	1:35.754	91.48	2.440	16:53:31.139
18 - D1	29.711	41.682	22.319	1:33.712	93.47	0.398	16:55:04.851
19 - D1	29.437	41.735	22.358	1:33.530 (3)	93.65	0.216	16:56:38.381
20 - D1	29.271	41.809	22.261	1:33.341 (2)	93.84	0.027	16:58:11.722
21 - D1	29.312	41.669	22.643	1:33.624	93.56	0.310	16:59:45.346
22 - D1	31.142	46.346	23.007	1:40.495	87.16	7.181	17:01:25.841
23 - D1	29.989	42.335	22.499	1:34.823	92.38	1.509	17:03:00.664
24 - D1	29.499	41.966	23.466	1:34.931	92.27	1.617	17:04:35.595
25 - D1	40.088	55.284	29.224	2:04.596	70.30	31.282	17:06:40.191
26 - D1	30.401	42.685	22.793	1:35.879	91.36	2.565	17:08:16.070
27 - D1	29.352	41.642	22.828	1:33.822	93.36	0.508	17:09:49.892
28 - D1	29.513	41.490	22.311	1:33.314 (1)	93.87		17:11:23.206
29 - D1	29.780	41.602	22.471	1:33.853	93.33	0.539	17:12:57.059
30 - D1	29.661	41.499	22.529	1:33.689	93.49	0.375	17:14:30.748

# GT Cup Championship

## RACE 15 - SECTOR ANALYSIS

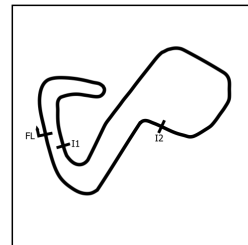


SECTOR 1 = FL to I1, SECTOR 2 = I1 to I2, SECTOR 3 = I2 to FL, DIFF = Difference To Personal Best Lap, P = Crossed Finish Line in Pit Lane, D = Time Disallowed

P16 72 GTO Woodrow Motorsport			BMW M3 GTR				
IDEAL LAP TIME : 1:34.161		BEST LAP TIME : 1:34.339		DIFFERENCE : 0.178			
Chris MURPHY							
LAP	SECTOR 1	SECTOR 2	SECTOR 3	LAP TIME	MPH	DIFF	TIME OF DAY
1 - D1		1:17.864	41.827	2:36.526	55.96	1:02.187	16:25:47.920
2 - D1	43.613	52.647	26.566	2:02.826	71.31	28.487	16:27:50.746
3 - D1	30.784	44.138	22.734	1:37.656	89.70	3.317	16:29:28.402
4 - D1	29.850	42.733	22.709	1:35.292 (3)	91.92	0.953	16:31:03.694
5 - D1	30.415	42.673	22.769	1:35.857	91.38	1.518	16:32:39.551
6 - D1	30.000	43.030	22.834	1:35.864	91.37	1.525	16:34:15.415
7 - D1	29.773	42.461	22.525	1:34.759 (2)	92.44	0.420	16:35:50.174
8 - D1	30.343	42.333	22.708	1:35.384	91.83	1.045	16:37:25.558
9 - D1	30.668	42.388	23.644	1:36.700	90.58	2.361	16:39:02.258
10 - D1	30.663	42.697	22.802	1:36.162	91.09	1.823	16:40:38.420
11 - D1	29.856	41.967	22.516	1:34.339 (1)	92.85		16:42:12.759
12 - D1	29.940	45.379	23.212	1:38.531	88.90	4.192	16:43:51.290
13 - D1	30.083	44.207	23.005	1:37.295	90.03	2.956	16:45:28.585
14 - D1	30.477	42.991	22.766	1:36.234	91.02	1.895	16:47:04.819
15 - D1	29.678	42.849	22.981	1:35.508	91.71	1.169	16:48:40.327
16 - D1	30.398	43.354	22.966	1:36.718	90.57	2.379	16:50:17.045
17 - D1	30.738	43.120	23.155	1:37.013	90.29	2.674	16:51:54.058
18 - D1	30.285	43.234	24.464	1:37.983	89.40	3.644	16:53:32.041
19 - D1	31.429	42.900	IN PIT	3:11.573 P	45.72	1:37.234	16:56:43.614
20 - D1	OUTLAP	44.401	23.535	1:43.139	84.93	8.800	16:58:26.753
21 - D1	31.099	45.004	25.887	1:41.990	85.88	7.651	17:00:08.743
22 - D1	31.581	49.958	37.431	1:58.970	73.63	24.631	17:02:07.713
23 - D1	41.496	1:04.511	34.313	2:20.320	62.42	45.981	17:04:28.033
24 - D1	40.936	56.878	29.559	2:07.373	68.77	33.034	17:06:35.406
25 - D1	30.392	45.680	26.271	1:42.343	85.59	8.004	17:08:17.749
26 - D1	31.724	44.051	23.307	1:39.082	88.41	4.743	17:09:56.831
27 - D1	31.045	43.641	23.446	1:38.132	89.26	3.793	17:11:34.963
28 - D1	31.048	43.648	23.224	1:37.920	89.45	3.581	17:13:12.883
29 - D1	30.854	43.701	23.385	1:37.940	89.44	3.601	17:14:50.823

# GT Cup Championship

## RACE 15 - SECTOR ANALYSIS



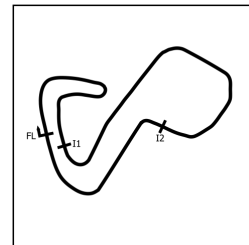
SECTOR 1 = FL to I1, SECTOR 2 = I1 to I2, SECTOR 3 = I2 to FL, DIFF = Difference To Personal Best Lap, P = Crossed Finish Line in Pit Lane, D = Time Disallowed

P17 75 GTC		Parker Racing		Porsche 911 GT3 Cup			
IDEAL LAP TIME : 1:34.579		BEST LAP TIME : 1:35.014		DIFFERENCE : 0.435			
Keith BUSH							
LAP	SECTOR 1	SECTOR 2	SECTOR 3	LAP TIME	MPH	DIFF	TIME OF DAY
1 - D1		1:14.131	41.062	2:39.431	54.94	1:04.417	16:25:50.825
2 - D1	45.411	52.360	26.884	2:04.655	70.27	29.641	16:27:55.480
3 - D1	32.558	44.112	23.429	1:40.099	87.51	5.085	16:29:35.579
4 - D1	31.324	43.567	22.988	1:37.879	89.49	2.865	16:31:13.458
5 - D1	30.464	42.803	22.550	1:35.817	91.42	0.803	16:32:49.275
6 - D1	30.514	42.305	22.540	1:35.359 (2)	91.86	0.345	16:34:24.634
7 - D1	30.810	42.470	22.384	1:35.664	91.56	0.650	16:36:00.298
8 - D1	30.922	42.119	22.374	1:35.415	91.80	0.401	16:37:35.713
9 - D1	32.233	42.240	23.101	1:37.574	89.77	2.560	16:39:13.287
10 - D1	30.956	42.499	23.643	1:37.098	90.21	2.084	16:40:50.385
11 - D1	31.104	45.577	22.944	1:39.625	87.92	4.611	16:42:30.010
12 - D1	30.376	42.391	23.300	1:36.067	91.18	1.053	16:44:06.077
13 - D1	30.849	42.101	22.454	1:35.404 (3)	91.81	0.390	16:45:41.481
14 - D1	30.339	42.236	22.439	1:35.014 (1)	92.19		16:47:16.495
15 - D1	30.635	43.159	22.560	1:36.354	90.91	1.340	16:48:52.849
16 - D1	31.463	43.033	22.327	1:36.823	90.47	1.809	16:50:29.672
17 - D1	32.434	45.290	23.211	1:40.935	86.78	5.921	16:52:10.607
18 - D1	30.393	42.916	IN PIT	3:10.070 P	46.08	1:35.056	16:55:20.677
19 - D1	OUTLAP	42.619	22.631	1:39.123	88.37	4.109	16:56:59.800
20 - D1	30.984	42.589	22.572	1:36.145	91.11	1.131	16:58:35.945
21 - D1	30.151	43.371	23.742	1:37.264	90.06	2.250	17:00:13.209
22 - D1	31.021	47.460	37.113	1:55.594	75.78	20.580	17:02:08.803
23 - D1	41.711	1:04.289	34.516	2:20.516	62.34	45.502	17:04:29.319
24 - D1	40.834	57.212	31.466	2:09.512	67.63	34.498	17:06:38.831
25 - D1	35.612	43.150	22.647	1:41.409	86.38	6.395	17:08:20.240
26 - D1	30.724	43.239	22.906	1:36.869	90.42	1.855	17:09:57.109
27 - D1	31.348	43.601	23.071	1:38.020	89.36	3.006	17:11:35.129
28 - D1	31.391	43.766	22.970	1:38.127	89.27	3.113	17:13:13.256
29 - D1	31.633	43.353	22.870	1:37.856	89.51	2.842	17:14:51.112

P18 50 GT3		Drivetac powered by Track Focused		Mercedes AMG GT3			
IDEAL LAP TIME : 1:26.842		BEST LAP TIME : 1:27.318		DIFFERENCE : 0.476			
James WALLIS		Sam MAHER-LOGHAN (PS)					
LAP	SECTOR 1	SECTOR 2	SECTOR 3	LAP TIME	MPH	DIFF	TIME OF DAY
1 - D2		1:12.058	41.174	2:26.435	59.82	59.117	16:25:37.829
2 - D2	43.116	55.806	26.161	2:05.083	70.03	37.765	16:27:42.912
3 - D2	28.561	39.621	21.516	1:29.698	97.65	2.380	16:29:12.610
4 - D2	28.183	38.852	20.917	1:27.952	99.59	0.634	16:30:40.562
5 - D2	28.198	39.142	21.141	1:28.481	99.00	1.163	16:32:09.043
6 - D2	28.441	38.935	21.144	1:28.520	98.95	1.202	16:33:37.563
7 - D2	28.037	39.798	20.932	1:28.767	98.68	1.449	16:35:06.330
8 - D2	28.122	38.692	20.761	1:27.575	100.02	0.257	16:36:33.905
9 - D2	27.812	38.469	21.204	1:27.485 (3)	100.12	0.167	16:38:01.390
10 - D2	28.301	38.458	21.089	1:27.848	99.71	0.530	16:39:29.238
11 - D2	27.982	38.405	20.931	1:27.318 (1)	100.32		16:40:56.556
12 - D2	27.849	40.727	21.759	1:30.335	96.97	3.017	16:42:26.891
13 - D2	27.764	38.386	21.301	1:27.451 (2)	100.16	0.133	16:43:54.342
14 - D2	27.791	39.502	21.315	1:28.608	98.86	1.290	16:45:22.950
15 - D2	28.979	38.751	20.692	1:28.422	99.06	1.104	16:46:51.372
16 - D2	28.309	38.909	21.090	1:28.308	99.19	0.990	16:48:19.680
17 - D2	28.213	38.933	21.885	1:29.031	98.39	1.713	16:49:48.711

# GT Cup Championship

## RACE 15 - SECTOR ANALYSIS



SECTOR 1 = FL to I1, SECTOR 2 = I1 to I2, SECTOR 3 = I2 to FL, DIFF = Difference To Personal Best Lap, P = Crossed Finish Line in Pit Lane, D = Time Disallowed

P19 2 GTC		Topcats Racing		Lamborghini Super Trofeo			
IDEAL LAP TIME : 1:30.473		BEST LAP TIME : 1:30.811		DIFFERENCE : 0.338			
Charlotte GILBERT		Warren GILBERT					
LAP	SECTOR 1	SECTOR 2	SECTOR 3	LAP TIME	MPH	DIFF	TIME OF DAY
1 - D1		1:12.695	40.617	2:28.742	58.89	57.931	16:25:40.136
2 - D1	43.260	55.262	27.461	2:05.983	69.53	35.172	16:27:46.119
3 - D1	29.700	40.525	21.599	1:31.824	95.39	1.013	16:29:17.943
4 - D1	28.810	40.479	21.522	1:30.811 (1)	96.46		16:30:48.754
5 - D1	29.209	40.257	21.406	1:30.872 (2)	96.39	0.061	16:32:19.626
6 - D1	28.940	40.677	21.638	1:31.255 (3)	95.99	0.444	16:33:50.881
7 - D1	28.935	40.349	22.842	1:32.126	95.08	1.315	16:35:23.007



GT Cup Championship

RACE 15 - BEST SECTORS

SECTOR 1				SECTOR 2				SECTOR 3				IDEAL / BEST COMPARISON				
POS	NO	NAME	TIME	NO	NAME	TIME	NO	NAME	TIME	POS	NO	NAME	IDEAL	BEST	DIFF	
												PERFECT LAP	1:24.006			
1	13	Race Lab	26.752	13	Race Lab	37.104	13	Race Lab	20.150	1	13	Race Lab	1:24.006	1:24.064	0.058	
2	32	Cook Racing	26.773	32	Cook Racing	37.478	32	Cook Racing	20.197	2	32	Cook Racing	1:24.448	1:24.577	0.129	
3	33	G-Cat Racing	26.884	33	G-Cat Racing	37.780	67	Orange Racing powered by JMH	20.308	3	33	G-Cat Racing	1:25.013	1:25.305	0.292	
4	67	Orange Racing powered by JMH	27.114	67	Orange Racing powered by JMH	37.840	33	G-Cat Racing	20.349	4	67	Orange Racing powered by JMH	1:25.262	1:25.399	0.137	
5	24	Greystone GT	27.534	50	Drivetac powered by Track Focused	38.386	28	Kendall Developments	20.582	5	7	National Motorsport Academy	1:26.700	1:26.824	0.124	
6	7	National Motorsport Academy	27.603	7	National Motorsport Academy	38.448	7	National Motorsport Academy	20.649	6	28	Kendall Developments	1:26.745	1:26.745	0.000	
7	28	Kendall Developments	27.610	24	Greystone GT	38.455	50	Drivetac powered by Track Focused	20.692	7	24	Greystone GT	1:26.803	1:26.803	0.000	
8	50	Drivetac powered by Track Focused	27.764	28	Kendall Developments	38.553	24	Greystone GT	20.814	8	50	Drivetac powered by Track Focused	1:26.842	1:27.318	0.476	
9	62	Woodrow Motorsport	28.536	62	Woodrow Motorsport	39.879	62	Woodrow Motorsport	21.267	9	62	Woodrow Motorsport	1:29.682	1:29.780	0.098	
10	999	Orange Racing powered by JMH	28.673	2	Topcats Racing	40.257	999	Orange Racing powered by JMH	21.349	10	999	Orange Racing powered by JMH	1:30.294	1:30.574	0.280	
11	2	Topcats Racing	28.810	999	Orange Racing powered by JMH	40.272	2	Topcats Racing	21.406	11	2	Topcats Racing	1:30.473	1:30.811	0.338	
12	82	Feathers Motorsport	28.827	82	Feathers Motorsport	40.431	82	Feathers Motorsport	21.810	12	82	Feathers Motorsport	1:31.068	1:31.068	0.000	
13	96	Make Happen Racing	29.106	42	Ram Racing	41.083	96	Make Happen Racing	22.128	13	96	Make Happen Racing	1:32.336	1:32.486	0.150	
14	78	Paddock Motorsport	29.271	96	Make Happen Racing	41.102	42	Ram Racing	22.129	14	42	Ram Racing	1:32.487	1:32.496	0.009	
15	42	Ram Racing	29.275	14	Greystone GT	41.309	78	Paddock Motorsport	22.261	15	14	Greystone GT	1:32.990	1:33.235	0.245	
16	69	Make Happen Racing	29.399	78	Paddock Motorsport	41.490	69	Make Happen Racing	22.267	16	78	Paddock Motorsport	1:33.022	1:33.314	0.292	
17	14	Greystone GT	29.403	69	Make Happen Racing	41.577	14	Greystone GT	22.278	17	69	Make Happen Racing	1:33.243	1:33.527	0.284	
18	72	Woodrow Motorsport	29.678	72	Woodrow Motorsport	41.967	75	Parker Racing	22.327	18	72	Woodrow Motorsport	1:34.161	1:34.339	0.178	
19	75	Parker Racing	30.151	75	Parker Racing	42.101	72	Woodrow Motorsport	22.516	19	75	Parker Racing	1:34.579	1:35.014	0.435	

## GT Cup Championship

### RACE 15 - PIT STOP ANALYSIS

P1 13 Race Lab				
STOP	IN TIME	STOP TIME	TOTAL TIME	OUT TIME
1 -	16:52:21.251	1:46.615	1:46.615	16:54:07.866

P2 32 Cook Racing				
STOP	IN TIME	STOP TIME	TOTAL TIME	OUT TIME
1 -	16:52:47.873	1:56.321	1:56.321	16:54:44.194

P3 33 G-Cat Racing				
STOP	IN TIME	STOP TIME	TOTAL TIME	OUT TIME
1 -	16:53:29.899	1:20.503	1:20.503	16:54:50.402

P4 67 Orange Racing powered by JMH				
STOP	IN TIME	STOP TIME	TOTAL TIME	OUT TIME
1 -	16:52:51.309	2:02.744	2:02.744	16:54:54.053

P5 7 National Motorsport Academy				
STOP	IN TIME	STOP TIME	TOTAL TIME	OUT TIME
1 -	16:53:18.608	1:43.293	1:43.293	16:55:01.901

P6 28 Kendall Developments				
STOP	IN TIME	STOP TIME	TOTAL TIME	OUT TIME
1 -	16:53:28.738	1:47.337	1:47.337	16:55:16.075

P7 24 Greystone GT				
STOP	IN TIME	STOP TIME	TOTAL TIME	OUT TIME
1 -	16:53:33.333	1:44.485	1:44.485	16:55:17.818

P8 62 Woodrow Motorsport				
STOP	IN TIME	STOP TIME	TOTAL TIME	OUT TIME
1 -	16:53:06.988	1:42.614	1:42.614	16:54:49.602

P9 82 Feathers Motorsport				
STOP	IN TIME	STOP TIME	TOTAL TIME	OUT TIME
1 -	16:48:34.826	1:55.654	1:55.654	16:50:30.480

P10 69 Make Happen Racing				
STOP	IN TIME	STOP TIME	TOTAL TIME	OUT TIME
1 -	16:48:25.519	1:39.027	1:39.027	16:50:04.546

P11 96 Make Happen Racing				
STOP	IN TIME	STOP TIME	TOTAL TIME	OUT TIME
1 -	16:48:33.020	1:53.214	1:53.214	16:50:26.234

P12 42 Ram Racing				
STOP	IN TIME	STOP TIME	TOTAL TIME	OUT TIME
1 -	16:48:21.101	2:08.156	2:08.156	16:50:29.257

P13 14 Greystone GT				
STOP	IN TIME	STOP TIME	TOTAL TIME	OUT TIME
1 -	16:48:31.293	1:47.980	1:47.980	16:50:19.273

P14 999 Orange Racing powered by JMH				
STOP	IN TIME	STOP TIME	TOTAL TIME	OUT TIME
1 -	16:55:13.122	1:33.496	1:33.496	16:56:46.618

P15 78 Paddock Motorsport				
STOP	IN TIME	STOP TIME	TOTAL TIME	OUT TIME
1 -	16:48:36.723	1:41.704	1:41.704	16:50:18.427

P16 72 Woodrow Motorsport				
STOP	IN TIME	STOP TIME	TOTAL TIME	OUT TIME
1 -	16:55:09.485	1:34.129	1:34.129	16:56:43.614

P17 75 Parker Racing				
STOP	IN TIME	STOP TIME	TOTAL TIME	OUT TIME
1 -	16:53:48.016	1:32.661	1:32.661	16:55:20.677

GT Cup Championship

RACE 15 - STATISTICS

Competitors Started	19
Planned Start	2023-04-30 @ 16:10:00.000
Actual Start	2023-04-30 @ 16:23:11.393
Finish Time	2023-04-30 @ 17:13:31.370
Track Length	2.4332mi.
Total Laps	540
Total Distance Covered	1313.9763mi.

Session Fastest Lap History

NO	CL	NAME	LAP TIME	TIME OF DAY	LAP	VEHICLE
32	GT3	Cook Racing	2:25.129	16:25:36.572	1	Audi R8 GT3 EVO2
32	GT3	Cook Racing	2:05.609	16:27:42.150	2	Audi R8 GT3 EVO2
13	GT3	Race Lab	2:05.455	16:27:42.237	2	Mclaren 720S GT3 EVO
50	GT3	Drivetac powered by Track Focused	2:05.083	16:27:42.934	2	Mercedes AMG GT3
69	GTH	Make Happen Racing	2:05.063	16:27:47.686	2	Mercedes AMG GT4
42	GTH	Ram Racing	2:04.519	16:27:47.800	2	Mercedes AMG GT4
82	GTH	Feathers Motorsport	2:04.288	16:27:48.500	2	Aston Martin GT4
24	GT3	Greystone GT	2:03.912	16:27:48.950	2	Mclaren 720S GT3
72	GTO	Woodrow Motorsport	2:02.826	16:27:50.759	2	BMW M3 GTR
7	GTO	National Motorsport Acdeamy	2:02.410	16:27:51.873	2	Mosler MT900
32	GT3	Cook Racing	1:29.747	16:29:11.896	3	Audi R8 GT3 EVO2
13	GT3	Race Lab	1:29.718	16:29:12.028	3	Mclaren 720S GT3 EVO
50	GT3	Drivetac powered by Track Focused	1:29.698	16:29:12.631	3	Mercedes AMG GT3
32	GT3	Cook Racing	1:28.097	16:30:39.996	4	Audi R8 GT3 EVO2
50	GT3	Drivetac powered by Track Focused	1:27.952	16:30:40.582	4	Mercedes AMG GT3
67	GT3	Orange Racing powered by JMH	1:27.309	16:33:54.710	6	Mclaren 720S GT3
13	GT3	Race Lab	1:25.832	16:36:30.453	8	Mclaren 720S GT3 EVO
13	GT3	Race Lab	1:25.608	16:37:56.061	9	Mclaren 720S GT3 EVO
13	GT3	Race Lab	1:25.497	16:42:14.437	12	Mclaren 720S GT3 EVO
13	GT3	Race Lab	1:24.376	16:56:59.922	21	Mclaren 720S GT3 EVO
13	GT3	Race Lab	1:24.078	17:09:20.050	28	Mclaren 720S GT3 EVO
13	GT3	Race Lab	1:24.064	17:10:44.117	29	Mclaren 720S GT3 EVO

Session Leader History

NO	CL	NAME	FROM LAP	LAPS LED	DISTANCE	VEHICLE
32	GT3	Cook Racing	1	6	14.59 miles	Audi R8 GT3 EVO2
13	GT3	Race Lab	7	12	29.19 miles	Mclaren 720S GT3 EVO
999	GTC	Orange Racing powered by JMH	19	1	2.43 miles	Porsche 911 GT3 Cup
13	GT3	Race Lab	20	12	29.19 miles	Mclaren 720S GT3 EVO

Flag History

TYPE	TIME OF DAY
GREEN	16:23:11.393
SAFETY	16:23:29.811
GREEN	16:27:39.764
SAFETY	16:59:35.690
GREEN	17:06:28.843
FINISH	17:13:31.370

Flag Statistics

TYPE	COUNT	TOTAL LAPS	TOTAL TIME
Green	3	27	43:56.160
Red	0	0	0.000
Safety Car	2	4	11:03.106
FCY	0	0	0.000

## GT Cup Championship

### RACE 15 - STATISTICS

CLASS : GTC

4 Starters

#### Fastest Lap History

NO	NAME	LAP TIME	TIME OF DAY	LAP	VEHICLE
2	Topcats Racing	2:28.742	16:25:40.177	1	Lamborghini Super Trofeo
2	Topcats Racing	2:05.983	16:27:46.137	2	Lamborghini Super Trofeo
999	Orange Racing powered by JMH	2:05.350	16:27:47.261	2	Porsche 911 GT3 Cup
75	Parker Racing	2:04.655	16:27:55.505	2	Porsche 911 GT3 Cup
2	Topcats Racing	1:31.824	16:29:17.961	3	Lamborghini Super Trofeo
999	Orange Racing powered by JMH	1:31.812	16:29:19.095	3	Porsche 911 GT3 Cup
2	Topcats Racing	1:30.811	16:30:48.772	4	Lamborghini Super Trofeo
999	Orange Racing powered by JMH	1:30.594	16:43:02.264	12	Porsche 911 GT3 Cup
999	Orange Racing powered by JMH	1:30.574	16:50:36.377	17	Porsche 911 GT3 Cup
62	Woodrow Motorsport	1:29.780	17:14:14.364	30	Lamborghini Super Trofeo

#### Leader History

NO	NAME	FROM LAP	LAPS LED	DISTANCE	VEHICLE
2	Topcats Racing	1	7	17.03 miles	Lamborghini Super Trofeo
999	Orange Racing powered by JMH	8	19	46.23 miles	Porsche 911 GT3 Cup
62	Woodrow Motorsport	27	4	9.73 miles	Lamborghini Super Trofeo

# GT Cup Championship

## RACE 15 - STATISTICS

**CLASS : GTO**

**3 Starters**

### Fastest Lap History

NO	NAME	LAP TIME	TIME OF DAY	LAP	VEHICLE
28	Kendall Developments	<b>2:27.208</b>	16:25:38.652	1	Mercedes AMG GT3
28	Kendall Developments	<b>2:06.284</b>	16:27:44.907	2	Mercedes AMG GT3
72	Woodrow Motorsport	<b>2:02.826</b>	16:27:50.759	2	BMW M3 GTR
7	National Motorsport Academy	<b>2:02.410</b>	16:27:51.873	2	Mosler MT900
28	Kendall Developments	<b>1:31.672</b>	16:29:16.578	3	Mercedes AMG GT3
28	Kendall Developments	<b>1:31.042</b>	16:30:47.620	4	Mercedes AMG GT3
28	Kendall Developments	<b>1:30.721</b>	16:32:18.342	5	Mercedes AMG GT3
7	National Motorsport Academy	<b>1:28.640</b>	16:33:58.482	6	Mosler MT900
7	National Motorsport Academy	<b>1:28.312</b>	16:41:25.787	11	Mosler MT900
7	National Motorsport Academy	<b>1:27.939</b>	16:45:52.318	14	Mosler MT900
7	National Motorsport Academy	<b>1:27.534</b>	16:47:19.851	15	Mosler MT900
7	National Motorsport Academy	<b>1:27.027</b>	16:57:59.378	21	Mosler MT900
7	National Motorsport Academy	<b>1:26.824</b>	17:09:36.118	28	Mosler MT900
28	Kendall Developments	<b>1:26.745</b>	17:14:10.206	31	Mercedes AMG GT3

### Leader History

NO	NAME	FROM LAP	LAPS LED	DISTANCE	VEHICLE
28	Kendall Developments	1	13	31.63 miles	Mercedes AMG GT3
7	National Motorsport Academy	14	18	43.79 miles	Mosler MT900

# GT Cup Championship

## RACE 15 - STATISTICS

CLASS : GTH

6 Starters

### Fastest Lap History

NO	NAME	LAP TIME	TIME OF DAY	LAP	VEHICLE
69	Make Happen Racing	2:31.213	16:25:42.607	1	Mercedes AMG GT4
69	Make Happen Racing	2:05.063	16:27:47.686	2	Mercedes AMG GT4
42	Ram Racing	2:04.519	16:27:47.800	2	Mercedes AMG GT4
82	Feathers Motorsport	2:04.288	16:27:48.500	2	Aston Martin GT4
96	Make Happen Racing	2:04.111	16:27:50.248	2	Mercedes AMG GT4
78	Paddock Motorsport	2:03.350	16:27:51.774	2	Mclaren 570S GT4
42	Ram Racing	1:36.054	16:29:23.931	3	Mercedes AMG GT4
42	Ram Racing	1:34.142	16:30:58.073	4	Mercedes AMG GT4
69	Make Happen Racing	1:34.072	16:34:08.787	6	Mercedes AMG GT4
69	Make Happen Racing	1:33.602	16:53:14.763	17	Mercedes AMG GT4
96	Make Happen Racing	1:32.876	16:53:35.309	17	Mercedes AMG GT4
82	Feathers Motorsport	1:32.093	16:53:38.531	17	Aston Martin GT4
82	Feathers Motorsport	1:31.068	16:56:42.533	19	Aston Martin GT4

### Leader History

NO	NAME	FROM LAP	LAPS LED	DISTANCE	VEHICLE
69	Make Happen Racing	1	2	4.86 miles	Mercedes AMG GT4
42	Ram Racing	3	12	29.19 miles	Mercedes AMG GT4
69	Make Happen Racing	15	14	34.06 miles	Mercedes AMG GT4
82	Feathers Motorsport	29	2	4.86 miles	Aston Martin GT4

# GT Cup Championship

## RACE 15 - STATISTICS

**CLASS : GT3**

**6 Starters**

### Fastest Lap History

NO	NAME	LAP TIME	TIME OF DAY	LAP	VEHICLE
32	Cook Racing	<b>2:25.129</b>	16:25:36.572	1	Audi R8 GT3 EVO2
32	Cook Racing	<b>2:05.609</b>	16:27:42.150	2	Audi R8 GT3 EVO2
13	Race Lab	<b>2:05.455</b>	16:27:42.237	2	Mclaren 720S GT3 EVO
50	Drivetac powered by Track Focused	<b>2:05.083</b>	16:27:42.934	2	Mercedes AMG GT3
24	Greystone GT	<b>2:03.912</b>	16:27:48.950	2	Mclaren 720S GT3
32	Cook Racing	<b>1:29.747</b>	16:29:11.896	3	Audi R8 GT3 EVO2
13	Race Lab	<b>1:29.718</b>	16:29:12.028	3	Mclaren 720S GT3 EVO
50	Drivetac powered by Track Focused	<b>1:29.698</b>	16:29:12.631	3	Mercedes AMG GT3
32	Cook Racing	<b>1:28.097</b>	16:30:39.996	4	Audi R8 GT3 EVO2
50	Drivetac powered by Track Focused	<b>1:27.952</b>	16:30:40.582	4	Mercedes AMG GT3
67	Orange Racing powered by JMH	<b>1:27.309</b>	16:33:54.710	6	Mclaren 720S GT3
13	Race Lab	<b>1:25.832</b>	16:36:30.453	8	Mclaren 720S GT3 EVO
13	Race Lab	<b>1:25.608</b>	16:37:56.061	9	Mclaren 720S GT3 EVO
13	Race Lab	<b>1:25.497</b>	16:42:14.437	12	Mclaren 720S GT3 EVO
13	Race Lab	<b>1:24.376</b>	16:56:59.922	21	Mclaren 720S GT3 EVO
13	Race Lab	<b>1:24.078</b>	17:09:20.050	28	Mclaren 720S GT3 EVO
13	Race Lab	<b>1:24.064</b>	17:10:44.117	29	Mclaren 720S GT3 EVO

### Leader History

NO	NAME	FROM LAP	LAPS LED	DISTANCE	VEHICLE
32	Cook Racing	1	6	14.59 miles	Audi R8 GT3 EVO2
13	Race Lab	7	25	60.83 miles	Mclaren 720S GT3 EVO