



GT CUP CHAMPIONSHIP



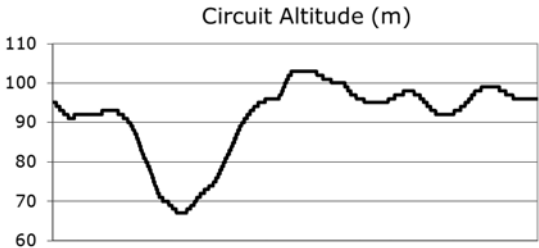
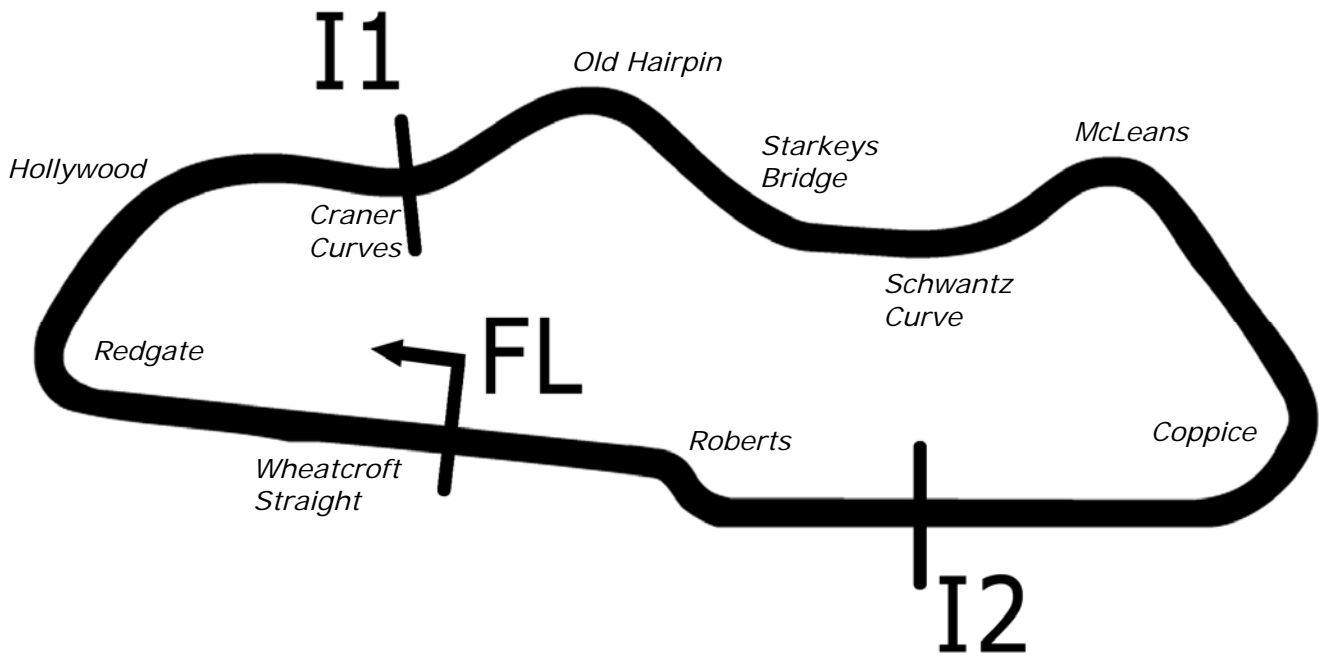
MSV Club Car Championships
Donington Park National
9th / 10th April 2022



Timing & Results Provided by Timing Solutions Ltd

www.tsl-timing.com

Donington Park National



Length	1.9790 miles	3185.0 m	
FL		52.82971 N	1.37867 W
I1	941m	52.83226 N	1.37893 W
I2	2641m	52.82866 N	1.37129 W
Pit Entry	3100m	52.82951 N	1.37832 W
Pit Exit	229m after FL	52.82996 N	1.38205 W
Pit Entry–Pit Exit 256m, 18.4s @50kph, 15.3s @60kph			

GT Cup Championship

SATURDAY PRACTICE - CLASSIFICATION

POS	NO	CL	PIC	TEAM / DRIVERS	CAR	TIME	ON	LAPS	GAP	DIFF	MPH
1	11	GT3	1	Ram Racing Mike PRICE / Callum MACLEOD (P)	Mercedes AMG GT3	1:05.204	4	6			109.26
2	16	GT3	2	Ram Racing Ian LOGGIE	Mercedes AMG GT3	1:06.406	1	3	1.202	1.202	107.28
3	23	GT3	3	Greystone GT Ian CAMPBELL / Olli WEBB (P)	Mclaren 720S GT3	1:06.472	3	6	1.268	0.066	107.18
4	67	GT3	4	Orange Racing powered by JMH Simon ORANGE / Michael O BRIEN (P)	Mclaren 720S GT3	1:07.921	5	5	2.717	1.449	104.89
5	4	GT3	5	Tecserve Grahame TILLEY / Will TREGURTHA (P)	Mercedes AMG GT3	1:07.967	1	5	2.763	0.046	104.82
6	66	GT3	6	Enduro Motorsport Mogan TILLBROOK / Marcus CLUTTON (P)	Mclaren 720S GT3	1:08.223	4	4	3.019	0.256	104.43
7	6	GTC	1	Century Motorsport Alex STEVENSON / James KELLET (P)	Ginetta G56 Supercup	1:08.506	1	5	3.302	0.283	104.00
8	7	GTO	1	Raw Motorsport Steve BURGESS / Ben DIMMACK	Radical RXC	1:08.648	4	4	3.444	0.142	103.78
9	247	GTC	2	Racelab Lucky KHERA	Ferrari Challenge 488	1:08.724	5	5	3.520	0.076	103.67
10	13	GTC	3	Team Webb James WEBB / Tom WEBB	Lamborghini Super Trofeo	1:08.867	4	4	3.663	0.143	103.45
11	33	GT3	7	G-Cat Racing Shamus JENNINGS / Greg CATON (PS)	Porsche 911 GTR GT3	1:09.148	4	4	3.944	0.281	103.03
12	28	GTO	2	SB Race Engineering Paul BAILEY / Ross WYLIE (P)	Mclaren MP4-12C Cam Am	1:09.333	1	5	4.129	0.185	102.75
13	44	GT3	8	Paddock Motorsport Steve RUSTON / John WHITEHOUSE	Mclaren 720S GT3	1:09.940	4	4	4.736	0.607	101.86
14	9	GTC	4	Topcats Racing Warren GILBERT / Jensen LUNN	Lamborghini Super Trofeo	1:11.419	3	4	6.215	1.479	99.75
15	80	GTH	1	Greystone GT Ron TRENKA / Jon LANCASTER (P)	Mclaren 570S GT4	1:11.944	3	3	6.740	0.525	99.03
16	14	GTH	2	Greystone GT Phillip CARTER / Michael BROADHURST (P)	Mclaren 570S GT4	1:11.963	1	5	6.759	0.019	99.00
17	61	GT3	9	Scott Sport John DHILLON / Andrea AMICI (P)	Lamborghini Huracan GT3	1:12.382	3	4	7.178	0.419	98.43
18	10	GTC	5	Motus One/Team Hard Chris MURPHY / James TAYLOR	Porsche 991.2	1:12.490	3	4	7.286	0.108	98.28
19	78	GTH	3	Fox Motorsport Tim DOCKER / Jordan ALBERT (P)	Mclaren 570S GT4	1:12.708	1	5	7.504	0.218	97.98
20	38	GTO	3	Simpson Motorsport Sacha KAKAD / James KAYE (PS)	Marc 11 V8	1:12.876	2	3	7.672	0.168	97.76
21	50	GTH	4	Valluga Racing James WALLIS / Sam MAHER-LOUGHNAN (P)	Porsche Cayman 718 RS Clubsport	1:12.945	3	3	7.741	0.069	97.67
22	69	GTH	5	Make Happen Racing Stephen WALTON / Chris HART	Mercedes AMG GT4	1:13.483	1	5	8.279	0.538	96.95
23	52	GTH	6	Valluga Racing Chris BATES / Darren BURKE (P)	Porsche Cayman Clubsport GT4	1:13.743	3	3	8.539	0.260	96.61
24	96	GTH	7	Make Happen Racing Jon CURRIE	Mercedes AMG GT4	1:14.941	5	5	9.737	1.198	95.07
25	3	GTC	6	Topcats Racing Charlotte GILBERT / Charlotte BIRCH	Lamborghini Super Trofeo	1:15.142	3	4	9.938	0.201	94.81
26	30	GTH	8	Make Happen Racing Greg EVANS / Neil BURROUGHS	Ginetta G55 GT4	1:15.167	2	4	9.963	0.025	94.78
27	17	GTH	9	Orange Racing powered by JMH Russell LINDSAY / Patrick COLLINS	Mclaren 570S GT4	1:15.789	4	4	10.585	0.622	94.00
28	25	GTH	10	Paddock Motorsport Kavi JUNDU / Adam HATFIELD (PS)	Mclaren 570S GT4	1:16.010	1	2	10.806	0.221	93.73
29	77	GTH	11	Greystone GT Mark HOPTON / Euan HANKEY (P)	Mclaren 570S GT4	1:16.369	2	4	11.165	0.359	93.29
30	91	GTH	12	24-7 Motorsport David FRANKLAND / Adriano MEDEIROS (P)	Audi R8 LMS GT4	1:19.405	3	4	14.201	3.036	89.72
31	51	GTH	13	Valluga Racing Neil MACLENNAN / Cameron FENTON	Porsche Cayman Clubsport GT4		0	3			
32	26	GTH	14	Paddock Motorsport Tehmur CHOCHAN / Tom ROCHE (PS)	Mclaren 570S GT4		0	3			
33	39	GTH	15	Track Focused Darren KELL / James KELL (PS)	Mercedes AMG GT4		0	2			
34	8	GT3	10	Abba Racing Richard NEARY / Sam NEARY (P)	Mercedes AMG GT3		0	0			
35	57	GTH	16	Vector Racing Peter JACKSON	Aston Martin GT4		0	0			

Weather / Track : Sunny / Dry

These results are provisional until the conclusion of any judicial and technical matters.

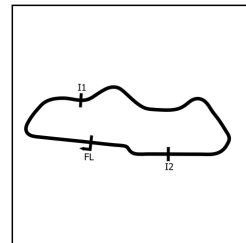
Donington Park National: 1.9790 miles

Date: 09/04/2022 Start: 09:40 Finish: 10:03

Clerk Of Course : Simon Gnana-Pragasam	Stewards :	Timekeeper : Nick Palmer

GT Cup Championship

SATURDAY PRACTICE - SECTOR ANALYSIS



SECTOR 1 = FL to I1, SECTOR 2 = I1 to I2, SECTOR 3 = I2 to FL, DIFF = Difference To Personal Best Lap, P = Crossed Finish Line in Pit Lane, D = Time Disallowed

P1 11 GT3 Ram Racing				Mercedes AMG GT3			
IDEAL LAP TIME : 1:04.912		BEST LAP TIME : 1:05.204		DIFFERENCE : 0.292			
D1: Mike PRICE		D2: Callum MACLEOD (P)					
LAP	SECTOR 1	SECTOR 2	SECTOR 3	LAP TIME	MPH	DIFF	TIME OF DAY
1 - D1	19.090	35.328	12.600	1:07.018 (3)	106.30	1.814	09:42:24.306
2 - D2	OUTLAP	38.408	12.209	17:07.864	6.93	16:02.660	09:59:32.170
3 - D2	19.096	34.816	12.079	1:05.991 (2)	107.96	0.787	10:00:38.161
4 - D2	18.981	34.592	11.631	1:05.204 (1)	109.26		10:01:43.365
5 - D2	18.689	37.849	13.853	1:10.391	101.21	5.187	10:02:53.756
6 - D2	18.810	36.902	IN PIT	1:13.339 P	97.14	8.135	10:04:07.095

P2 16 GT3 Ram Racing				Mercedes AMG GT3			
IDEAL LAP TIME : 1:06.358		BEST LAP TIME : 1:06.406		DIFFERENCE : 0.048			
D1: Ian LOGGIE							
LAP	SECTOR 1	SECTOR 2	SECTOR 3	LAP TIME	MPH	DIFF	TIME OF DAY
1 - D1	18.954	35.163	12.289	1:06.406 (1)	107.28		09:42:24.606
2 - D1	OUTLAP	41.019	IN PIT	17:17.331 P	6.86	16:10.925	09:59:41.937
3 - D1	OUTLAP	40.442	IN PIT	2:39.249 P	44.73	1:32.843	10:02:21.186

P3 23 GT3 Greystone GT				Mclaren 720S GT3			
IDEAL LAP TIME : 1:05.449		BEST LAP TIME : 1:06.472		DIFFERENCE : 1.023			
D1: Ian CAMPBELL		D2: Olli WEBB (P)					
LAP	SECTOR 1	SECTOR 2	SECTOR 3	LAP TIME	MPH	DIFF	TIME OF DAY
1 - D1	20.015	36.602	13.530	1:10.147	101.56	3.675	09:42:46.287
2 - D1	OUTLAP	38.233	13.714	16:50.963	7.04	15:44.491	09:59:37.250
3 - D1	19.569	35.054	11.849	1:06.472 (1)	107.18		10:00:43.722
4 - D1	20.107	36.554	14.413	1:11.074	100.24	4.602	10:01:54.796
5 - D1	18.620	34.980	13.099	1:06.699 (2)	106.81	0.227	10:03:01.495
6 - D1	19.018	38.612	11.923	1:09.553 (3)	102.43	3.081	10:04:11.048

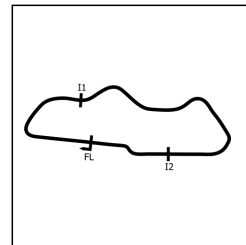
P4 67 GT3 Orange Racing powered by JMH				Mclaren 720S GT3			
IDEAL LAP TIME : 1:07.224		BEST LAP TIME : 1:07.921		DIFFERENCE : 0.697			
D1: Simon ORANGE		D2: Michael O BRIEN (P)					
LAP	SECTOR 1	SECTOR 2	SECTOR 3	LAP TIME	MPH	DIFF	TIME OF DAY
1 - D1	19.965	37.729	12.929	1:10.623 (3)	100.88	2.702	09:42:51.188
2 - D1	OUTLAP	46.926	14.335	17:04.825	6.95	15:56.904	09:59:56.013
3 - D1	20.583	37.601	12.579	1:10.763	100.68	2.842	10:01:06.776
4 - D1	19.629	36.033	12.613	1:08.275 (2)	104.35	0.354	10:02:15.051
5 - D1	20.326	35.367	12.228	1:07.921 (1)	104.89		10:03:22.972

P5 4 GT3 Tecserve				Mercedes AMG GT3			
IDEAL LAP TIME : 1:06.825		BEST LAP TIME : 1:07.967		DIFFERENCE : 1.142			
D1: Grahame TILLEY		D2: Will TREGURTHA (P)					
LAP	SECTOR 1	SECTOR 2	SECTOR 3	LAP TIME	MPH	DIFF	TIME OF DAY
1 - D1	18.970	35.505	13.492	1:07.967 (1)	104.82		09:42:24.126
2 - D1	OUTLAP	45.628	15.178	17:33.270	6.76	16:25.303	09:59:57.396
3 - D1	21.285	40.063	13.458	1:14.806	95.24	6.839	10:01:12.202
4 - D1	20.469	38.371	13.385	1:12.225 (3)	98.64	4.258	10:02:24.427
5 - D1	20.738	38.162	12.844	1:11.744 (2)	99.30	3.777	10:03:36.171

P6 66 GT3 Enduro Motorsport				Mclaren 720S GT3			
IDEAL LAP TIME : 1:07.169		BEST LAP TIME : 1:08.223		DIFFERENCE : 1.054			
D1: Mogan TILLBROOK		D2: Marcus CLUTTON (P)					
LAP	SECTOR 1	SECTOR 2	SECTOR 3	LAP TIME	MPH	DIFF	TIME OF DAY
1 - D1	OUTLAP	44.957	15.654	18:22.152	6.46	17:13.929	10:00:37.522
2 - D1	20.280	36.652	13.560	1:10.492 (3)	101.07	2.269	10:01:48.014
3 - D1	19.332	36.878	13.687	1:09.897 (2)	101.93	1.674	10:02:57.911
4 - D1	20.085	36.106	12.032	1:08.223 (1)	104.43		10:04:06.134

GT Cup Championship

SATURDAY PRACTICE - SECTOR ANALYSIS



SECTOR 1 = FL to I1, SECTOR 2 = I1 to I2, SECTOR 3 = I2 to FL, DIFF = Difference To Personal Best Lap, P = Crossed Finish Line in Pit Lane, D = Time Disallowed

P7 6 GTC Century Motorsport		Ginetta G56 Supercup					
IDEAL LAP TIME : 1:08.342		BEST LAP TIME : 1:08.506		DIFFERENCE : 0.164			
D1: Alex STEVENSON		D2: James KELLET (P)					
LAP	SECTOR 1	SECTOR 2	SECTOR 3	LAP TIME	MPH	DIFF	TIME OF DAY
1 - D1	19.693	36.712	12.101	1:08.506 (1)	104.00		09:42:34.277
2 - D1	OUTLAP	44.107	13.394	17:35.267	6.75	16:26.761	10:00:09.544
3 - D1	21.324	40.054	14.058	1:15.436 (2)	94.44	6.930	10:01:24.980
4 - D1	22.361	42.937	13.910	1:19.208 (3)	89.94	10.702	10:02:44.188
5 - D1	21.354	39.116	IN PIT	1:19.387 P	89.74	10.881	10:04:03.575

P8 7 GTO Raw Motorsport		Radical RXC					
IDEAL LAP TIME : 1:08.500		BEST LAP TIME : 1:08.648		DIFFERENCE : 0.148			
D1: Steve BURGESS		D2: Ben DIMMACK					
LAP	SECTOR 1	SECTOR 2	SECTOR 3	LAP TIME	MPH	DIFF	TIME OF DAY
1 - D1	OUTLAP	44.334	13.835	18:22.788	6.46	17:14.140	10:00:18.250
2 - D1	20.541	37.713	12.788	1:11.042 (2)	100.28	2.394	10:01:29.292
3 - D1	20.201	40.566	12.734	1:13.501 (3)	96.93	4.853	10:02:42.793
4 - D1	19.253	36.513	12.882	1:08.648 (1)	103.78		10:03:51.441

P9 247 GTC Racelab		Ferrari Challenge 488					
IDEAL LAP TIME : 1:08.724		BEST LAP TIME : 1:08.724		DIFFERENCE : 0.000			
D1: Lucky KHERA							
LAP	SECTOR 1	SECTOR 2	SECTOR 3	LAP TIME	MPH	DIFF	TIME OF DAY
1 - D1	20.033	38.490	13.588	1:12.111 (3)	98.80	3.387	09:42:41.777
2 - D1	OUTLAP	46.480	17.406	17:20.434	6.84	16:11.710	10:00:02.211
3 - D1	21.244	37.790	13.057	1:12.091 (2)	98.82	3.367	10:01:14.302
4 - D1	20.914	40.750	12.524	1:14.188	96.03	5.464	10:02:28.490
5 - D1	19.461	36.963	12.300	1:08.724 (1)	103.67		10:03:37.214

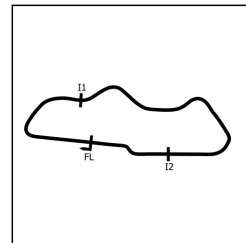
P10 13 GTC Team Webb		Lamborghini Super Trofeo					
IDEAL LAP TIME : 1:08.848		BEST LAP TIME : 1:08.867		DIFFERENCE : 0.019			
D1: James WEBB		D2: Tom WEBB					
LAP	SECTOR 1	SECTOR 2	SECTOR 3	LAP TIME	MPH	DIFF	TIME OF DAY
1 - D1	OUTLAP	42.279	13.984	17:54.232	6.63	16:45.365	09:59:44.204
2 - D1	20.840	40.178	12.950	1:13.968 (3)	96.32	5.101	10:00:58.172
3 - D1	19.952	37.612	12.711	1:10.275 (2)	101.38	1.408	10:02:08.447
4 - D1	19.516	36.621	12.730	1:08.867 (1)	103.45		10:03:17.314

P11 33 GT3		G-Cat Racing		Porsche 911 GTR GT3			
IDEAL LAP TIME : 1:08.962		BEST LAP TIME : 1:09.148		DIFFERENCE : 0.186			
D1: Shamus JENNINGS		D2: Greg CATON (PS)					
LAP	SECTOR 1	SECTOR 2	SECTOR 3	LAP TIME	MPH	DIFF	TIME OF DAY
1 - D1	OUTLAP	46.802	17.355	18:04.942	6.56	16:55.794	10:00:01.811
2 - D1	21.171	37.818	13.056	1:12.045 (2)	98.89	2.897	10:01:13.856
3 - D1	20.937	40.181	12.362	1:13.480 (3)	96.96	4.332	10:02:27.336
4 - D1	19.578	37.022	12.548	1:09.148 (1)	103.03		10:03:36.484

P12 28 GTO SB Race Engineering			Mclaren MP4-12C Cam Am				
IDEAL LAP TIME : 1:09.333		BEST LAP TIME : 1:09.333		DIFFERENCE : 0.000			
D1: Paul BAILEY		D2: Ross WYLIE (P)					
LAP	SECTOR 1	SECTOR 2	SECTOR 3	LAP TIME	MPH	DIFF	TIME OF DAY
1 - D1	19.763	37.328	12.242	1:09.333 (1)	102.75		09:42:37.240
2 - D1	OUTLAP	43.659	18.917	17:27.451	6.80	16:18.118	10:00:04.691
3 - D1	22.043	39.706	13.472	1:15.221	94.71	5.888	10:01:19.912
4 - D1	20.187	38.879	13.387	1:12.453 (2)	98.33	3.120	10:02:32.365
5 - D1	20.983	39.698	13.091	1:13.772 (3)	96.57	4.439	10:03:46.137

GT Cup Championship

SATURDAY PRACTICE - SECTOR ANALYSIS



SECTOR 1 = FL to I1, SECTOR 2 = I1 to I2, SECTOR 3 = I2 to FL, DIFF = Difference To Personal Best Lap, P = Crossed Finish Line in Pit Lane, D = Time Disallowed

P13 44 GT3		Paddock Motorsport		Mclaren 720S GT3			
IDEAL LAP TIME : 1:09.680		BEST LAP TIME : 1:09.940		DIFFERENCE : 0.260			
D1: Steve RUSTON		D2: John WHITEHOUSE					
LAP	SECTOR 1	SECTOR 2	SECTOR 3	LAP TIME	MPH	DIFF	TIME OF DAY
1 - D1	OUTLAP	49.772	56.664	18:46.582	6.32	17:36.642	10:00:38.525
2 - D1	25.936	39.740	13.789	1:19.465 (3)	89.65	9.525	10:01:57.990
3 - D1	20.736	37.525	13.640	1:11.901 (2)	99.08	1.961	10:03:09.891
4 - D1	20.327	36.638	12.975	1:09.940 (1)	101.86		10:04:19.831

P14 9 GTC Topcats Racing		Lamborghini Super Trofeo					
IDEAL LAP TIME :		BEST LAP TIME : 1:11.419		DIFFERENCE :			
D1: Warren GILBERT		D2: Jensen LUNN					
LAP	SECTOR 1	SECTOR 2	SECTOR 3	LAP TIME	MPH	DIFF	TIME OF DAY
1 - D1				17:30.911 (3)	6.77	16:19.492	10:00:04.417
2 - D1				1:13.318 (2)	97.17	1.899	10:01:17.735
3 - D1				1:11.419 (1)	99.75		10:02:29.154
4 - D1			IN PIT	1:15.131 P	94.82	3.712	10:03:44.285

P15 80 GTH Greystone GT			Mclaren 570S GT4				
IDEAL LAP TIME : 1:11.944		BEST LAP TIME : 1:11.944		DIFFERENCE : 0.000			
D1: Ron TRENKA		D2: Jon LANCASTER (P)					
LAP	SECTOR 1	SECTOR 2	SECTOR 3	LAP TIME	MPH	DIFF	TIME OF DAY
1 - D1	OUTLAP	48.640	IN PIT	17:59.629 P	6.59	16:47.685	09:59:53.594
2 - D1	OUTLAP	41.493	12.921	2:45.090	43.15	1:33.146	10:02:38.684
3 - D1	20.691	38.613	12.640	1:11.944 (1)	99.03		10:03:50.628

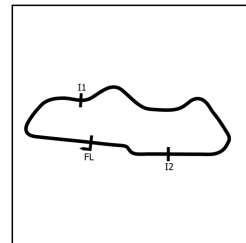
P16 14 GTH Greystone GT			Mclaren 570S GT4				
IDEAL LAP TIME : 1:11.963		BEST LAP TIME : 1:11.963		DIFFERENCE : 0.000			
D1: Phillip CARTER		D2: Michael BROADHURST (P)					
LAP	SECTOR 1	SECTOR 2	SECTOR 3	LAP TIME	MPH	DIFF	TIME OF DAY
1 - D1	20.495	38.797	12.671	1:11.963 (1)	99.00		09:42:36.535
2 - D1	OUTLAP	51.622	14.964	17:18.936	6.85	16:06.973	09:59:55.471
3 - D1	22.794	40.725	14.097	1:17.616 (3)	91.79	5.653	10:01:13.087
4 - D1	21.388	42.543	13.790	1:17.721	91.66	5.758	10:02:30.808
5 - D1	20.889	38.990	13.260	1:13.139 (2)	97.41	1.176	10:03:43.947

P17 61 GT3		Scott Sport		Lamborghini Huracan GT3			
IDEAL LAP TIME : 1:07.485		BEST LAP TIME : 1:12.382		DIFFERENCE : 4.897			
D1: John DHILLON		D2: Andrea AMICI (P)					
LAP	SECTOR 1	SECTOR 2	SECTOR 3	LAP TIME	MPH	DIFF	TIME OF DAY
1 - D1	OUTLAP	40.733	13.635	17:52.124	6.64	16:39.742	10:00:07.768
2 - D1	20.964	39.708	13.195	1:13.867 (2)	96.45	1.485	10:01:21.635
3 - D1	20.650	39.039	12.693	1:12.382 (1)	98.43		10:02:34.017
4 - D1	19.661	39.873	IN PIT	1:16.755 P	92.82	4.373	10:03:50.772

P18 10 GTC		Motus One/Team Hard		Porsche 991.2			
IDEAL LAP TIME : 1:11.744		BEST LAP TIME : 1:12.490		DIFFERENCE : 0.746			
D1: Chris MURPHY		D2: James TAYLOR					
LAP	SECTOR 1	SECTOR 2	SECTOR 3	LAP TIME	MPH	DIFF	TIME OF DAY
1 - D1	OUTLAP	44.678	14.237	18:31.656	6.40	17:19.166	10:00:20.298
2 - D1	22.171	38.893	12.553	1:13.617 (3)	96.77	1.127	10:01:33.915
3 - D1	20.392	39.639	12.459	1:12.490 (1)	98.28		10:02:46.405
4 - D1	20.756	38.913	13.798	1:13.467 (2)	96.97	0.977	10:03:59.872

GT Cup Championship

SATURDAY PRACTICE - SECTOR ANALYSIS



SECTOR 1 = FL to I1, SECTOR 2 = I1 to I2, SECTOR 3 = I2 to FL, DIFF = Difference To Personal Best Lap, P = Crossed Finish Line in Pit Lane, D = Time Disallowed

P19 78 GTH Fox Motorsport				McLaren 570S GT4			
IDEAL LAP TIME : 1:11.850		BEST LAP TIME : 1:12.708		DIFFERENCE : 0.858			
D1: Tim DOCKER		D2: Jordan ALBERT (P)					
LAP	SECTOR 1	SECTOR 2	SECTOR 3	LAP TIME	MPH	DIFF	TIME OF DAY
1 - D1	21.004	38.960	12.744	1:12.708 (1)	97.98		09:42:33.071
2 - D1	OUTLAP	45.229	15.934	17:54.717	6.62	16:42.009	10:00:27.788
3 - D1	20.623	38.652	13.558	1:12.833 (2)	97.82	0.125	10:01:40.621
4 - D1	20.454	42.153	15.609	1:18.216 (3)	91.08	5.508	10:02:58.837
5 - D1	21.179	39.356	IN PIT	1:15.416 P	94.47	2.708	10:04:14.253

P20 38 GTO Simpson Motorsport				Marc 11 V8			
IDEAL LAP TIME : 1:12.732		BEST LAP TIME : 1:12.876		DIFFERENCE : 0.144			
D1: Sacha KAKAD		D2: James KAYE (PS)					
LAP	SECTOR 1	SECTOR 2	SECTOR 3	LAP TIME	MPH	DIFF	TIME OF DAY
1 - D1	22.165	39.683	13.145	1:14.993 (3)	95.00	2.117	10:01:38.436
2 - D1	20.530	39.057	13.289	1:12.876 (1)	97.76		10:02:51.312
3 - D1	20.749	39.161	13.793	1:13.703 (2)	96.66	0.827	10:04:05.015

P21 50 GTH Valluga Racing				Porsche Cayman 718 RS Clubsport			
IDEAL LAP TIME : 1:12.945		BEST LAP TIME : 1:12.945		DIFFERENCE : 0.000			
D1: James WALLIS		D2: Sam MAHER-LOUGHNAN (
LAP	SECTOR 1	SECTOR 2	SECTOR 3	LAP TIME	MPH	DIFF	TIME OF DAY
1 - D1	OUTLAP	41.259	IN PIT	18:10.338 P	6.53	16:57.393	10:00:08.428
2 - D1	OUTLAP	40.565	13.565	2:46.506	42.78	1:33.561	10:02:54.934
3 - D1	20.426	39.701	12.818	1:12.945 (1)	97.67		10:04:07.879

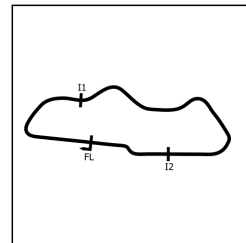
P22 69 GTH Make Happen Racing				Mercedes AMG GT4			
IDEAL LAP TIME : 1:13.349		BEST LAP TIME : 1:13.483		DIFFERENCE : 0.134			
D1: Stephen WALTON		D2: Chris HART					
LAP	SECTOR 1	SECTOR 2	SECTOR 3	LAP TIME	MPH	DIFF	TIME OF DAY
1 - D1	21.122	39.002	13.359	1:13.483 (1)	96.95		09:42:44.679
2 - D1	OUTLAP	45.818	14.544	17:26.271	6.80	16:12.788	10:00:10.950
3 - D1	23.635	42.013	14.432	1:20.080	88.96	6.597	10:01:31.030
4 - D1	21.598	41.552	13.628	1:16.778 (3)	92.79	3.295	10:02:47.808
5 - D1	20.988	39.356	13.476	1:13.820 (2)	96.51	0.337	10:04:01.628

P23 52 GTH Valluga Racing				Porsche Cayman Clubsport GT4			
IDEAL LAP TIME : 1:12.287		BEST LAP TIME : 1:13.743		DIFFERENCE : 1.456			
D1: Chris BATES		D2: Darren BURKE (P)					
LAP	SECTOR 1	SECTOR 2	SECTOR 3	LAP TIME	MPH	DIFF	TIME OF DAY
1 - D1	OUTLAP	38.744	IN PIT	17:32.037 P	6.77	16:18.294	09:59:29.478
2 - D1	OUTLAP	40.536	12.843	3:05.805	38.34	1:52.062	10:02:35.283
3 - D1	20.700	39.402	13.641	1:13.743 (1)	96.61		10:03:49.026

P24 96 GTH Make Happen Racing				Mercedes AMG GT4			
IDEAL LAP TIME : 1:14.286		BEST LAP TIME : 1:14.941		DIFFERENCE : 0.655			
D1: Jon CURRIE							
LAP	SECTOR 1	SECTOR 2	SECTOR 3	LAP TIME	MPH	DIFF	TIME OF DAY
1 - D1	21.421	41.371	13.360	1:16.152 (2)	93.55	1.211	09:42:44.196
2 - D1	OUTLAP	47.906	17.011	17:46.056	6.68	16:31.115	10:00:30.252
3 - D1	22.254	41.196	13.439	1:16.889 (3)	92.66	1.948	10:01:47.141
4 - D1	22.797	40.271	15.736	1:18.804	90.40	3.863	10:03:05.945
5 - D1	21.517	39.505	13.919	1:14.941 (1)	95.07		10:04:20.886

GT Cup Championship

SATURDAY PRACTICE - SECTOR ANALYSIS



SECTOR 1 = FL to I1, SECTOR 2 = I1 to I2, SECTOR 3 = I2 to FL, DIFF = Difference To Personal Best Lap, P = Crossed Finish Line in Pit Lane, D = Time Disallowed

P25	3 GTC	Topcats Racing	Lamborghini Super Trofeo				
IDEAL LAP TIME : 1:14.109		BEST LAP TIME : 1:15.142		DIFFERENCE : 1.033			
D1: Charlotte GILBERT		D2: Charlotte BIRCH					
LAP	SECTOR 1	SECTOR 2	SECTOR 3	LAP TIME	MPH	DIFF	TIME OF DAY
1 - D1	OUTLAP	45.077	14.270	17:15.155	6.88	16:00.013	09:59:42.287
2 - D1	22.163	41.415	13.561	1:17.139 (3)	92.36	1.997	10:00:59.426
3 - D1	21.420	40.114	13.608	1:15.142 (1)	94.81		10:02:14.568
4 - D1	22.879	39.238	13.451	1:15.568 (2)	94.28	0.426	10:03:30.136

P26	30 GTH	Make Happen Racing	Ginetta G55 GT4				
IDEAL LAP TIME : 1:14.310		BEST LAP TIME : 1:15.167		DIFFERENCE : 0.857			
D1: Greg EVANS		D2: Neil BURROUGHS					
LAP	SECTOR 1	SECTOR 2	SECTOR 3	LAP TIME	MPH	DIFF	TIME OF DAY
1 - D1	OUTLAP	48.647	14.379	18:02.183	6.58	16:47.016	09:59:52.539
2 - D1	22.156	39.240	13.771	1:15.167 (1)	94.78		10:01:07.706
3 - D1	21.299	1:09.251	17.138	1:47.688 (2)	66.16	32.521	10:02:55.394
4 - D1	24.430	44.864	IN PIT	1:26.246 P	82.60	11.079	10:04:21.640

P27	17 GTH	Orange Racing powered by JMH	Mclaren 570S GT4				
IDEAL LAP TIME : 1:15.789		BEST LAP TIME : 1:15.789		DIFFERENCE : 0.000			
D1: Russell LINDSAY		D2: Patrick COLLINS					
LAP	SECTOR 1	SECTOR 2	SECTOR 3	LAP TIME	MPH	DIFF	TIME OF DAY
1 - D1	OUTLAP	47.873	18.580	18:03.150	6.57	16:47.361	10:00:03.767
2 - D1	24.180	42.444	13.993	1:20.617 (3)	88.37	4.828	10:01:24.384
3 - D1	22.353	43.489	14.761	1:20.603 (2)	88.39	4.814	10:02:44.987
4 - D1	21.413	40.640	13.736	1:15.789 (1)	94.00		10:04:00.776

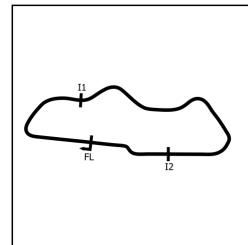
P28	25 GTH	Paddock Motorsport	Mclaren 570S GT4				
IDEAL LAP TIME : 1:15.364		BEST LAP TIME : 1:16.010		DIFFERENCE : 0.646			
D1: Kavi JUNDU		D2: Adam HATFIELD (PS)					
LAP	SECTOR 1	SECTOR 2	SECTOR 3	LAP TIME	MPH	DIFF	TIME OF DAY
1 - D1	21.691	40.351	13.968	1:16.010 (1)	93.73		10:01:35.567
2 - D1	21.045	47.432	IN PIT	1:36.571 P	73.77	20.561	10:03:12.138

P29	77 GTH	Greystone GT	Mclaren 570S GT4				
IDEAL LAP TIME : 1:15.254		BEST LAP TIME : 1:16.369		DIFFERENCE : 1.115			
D1: Mark HOPTON		D2: Euan HANKEY (P)					
LAP	SECTOR 1	SECTOR 2	SECTOR 3	LAP TIME	MPH	DIFF	TIME OF DAY
1 - D1	OUTLAP	47.579	15.939	17:37.161	6.73	16:20.792	09:59:57.244
2 - D1	22.188	40.658	13.523	1:16.369 (1)	93.29		10:01:13.613
3 - D1	22.253	41.853	13.873	1:17.979 (3)	91.36	1.610	10:02:31.592
4 - D1	21.331	42.085	13.649	1:17.065 (2)	92.44	0.696	10:03:48.657

P30	91 GTH	24-7 Motorsport	Audi R8 LMS GT4				
IDEAL LAP TIME : 1:17.657		BEST LAP TIME : 1:19.405		DIFFERENCE : 1.748			
D1: David FRANKLAND		D2: Adriano MEDEIROS (P)					
LAP	SECTOR 1	SECTOR 2	SECTOR 3	LAP TIME	MPH	DIFF	TIME OF DAY
1 - D1	OUTLAP	46.542	15.837	18:06.095	6.55	16:46.690	10:00:05.749
2 - D1	22.632	42.453	15.148	1:20.233 (2)	88.79	0.828	10:01:25.982
3 - D1	21.890	43.445	14.070	1:19.405 (1)	89.72		10:02:45.387
4 - D1	21.422	42.165	IN PIT	1:23.709 P	85.11	4.304	10:04:09.096

GT Cup Championship

SATURDAY PRACTICE - SECTOR ANALYSIS



SECTOR 1 = FL to I1, SECTOR 2 = I1 to I2, SECTOR 3 = I2 to FL, DIFF = Difference To Personal Best Lap, P = Crossed Finish Line in Pit Lane, D = Time Disallowed

P31 51 GTH Valluga Racing		Porsche Cayman Clubsport GT4					
IDEAL LAP TIME : 1:14.048		BEST LAP TIME :		DIFFERENCE :			
D1: Neil MACLENNAN		D2: Cameron FENTON					
LAP	SECTOR 1	SECTOR 2	SECTOR 3	LAP TIME	MPH	DIFF	TIME OF DAY
1 - D1	OUTLAP	41.276	13.953	17:32.089	6.77		09:59:36.031
2 - D1	21.819	40.707	IN PIT	1:18.982	P 90.20		10:00:55.013
3 - D1	OUTLAP	39.716	12.827	2:35.559	45.80		10:03:30.572

P32 26 GTH Paddock Motorsport		McLaren 570S GT4					
IDEAL LAP TIME : 1:18.138		BEST LAP TIME :		DIFFERENCE :			
D1: Tehmur CHOCHAN		D2: Tom ROCHE (PS)					
LAP	SECTOR 1	SECTOR 2	SECTOR 3	LAP TIME	MPH	DIFF	TIME OF DAY
1 - D2	OUTLAP	45.319	17.704	17:38.721	6.72		10:00:03.178
2 - D2	23.056	41.231	IN PIT	1:21.047	P 87.90		10:01:24.225
3 - D2	OUTLAP	45.751	16.774	3:20.129	35.60		10:04:44.354

P33 39 GTH Track Focused		Mercedes AMG GT4					
IDEAL LAP TIME : 1:19.767		BEST LAP TIME :		DIFFERENCE :			
D1: Darren KELL		D2: James KELL (PS)					
LAP	SECTOR 1	SECTOR 2	SECTOR 3	LAP TIME	MPH	DIFF	TIME OF DAY
1 - D1	OUTLAP	43.078	IN PIT	18:55.224	P 6.27		10:00:43.727
2 - D1	OUTLAP	44.033	13.848	2:59.052	39.79		10:03:42.779

GT Cup Championship

SATURDAY PRACTICE - BEST SECTORS

SECTOR 1				SECTOR 2				SECTOR 3				IDEAL / BEST COMPARISON			
POS	NO	NAME	TIME	NO	NAME	TIME	NO	NAME	TIME	POS	NO	NAME	IDEAL	BEST	DIFF
												PERFECT LAP	1:04.843		
1	23	Greystone GT	18.620	11	Ram Racing	34.592	11	Ram Racing	11.631	1	11	Ram Racing	1:04.912	1:05.204	0.292
2	11	Ram Racing	18.689	23	Greystone GT	34.980	23	Greystone GT	11.849	2	23	Greystone GT	1:05.449	1:06.472	1.023
3	4	Tecserve	18.809	16	Ram Racing	35.163	66	Enduro Motorsport	12.032	3	16	Ram Racing	1:06.358	1:06.406	0.048
4	16	Ram Racing	18.906	67	Orange Racing powered by JMH	35.367	6	Century Motorsport	12.101	4	4	Tecserve	1:06.825	1:07.967	1.142
5	66	Enduro Motorsport	19.031	4	Tecserve	35.505	61	Scott Sport	12.111	5	66	Enduro Motorsport	1:07.169	1:08.223	1.054
6	7	Raw Motorsport	19.253	66	Enduro Motorsport	36.106	67	Orange Racing powered by JMH	12.228	6	67	Orange Racing powered by JMH	1:07.224	1:07.921	0.697
7	61	Scott Sport	19.258	61	Scott Sport	36.116	28	SB Race Engineering	12.242	7	61	Scott Sport	1:07.485	1:12.382	4.897
8	247	Racelab	19.461	7	Raw Motorsport	36.513	16	Ram Racing	12.289	8	6	Century Motorsport	1:08.342	1:08.506	0.164
9	13	Team Webb	19.516	13	Team Webb	36.621	247	Racelab	12.300	9	7	Raw Motorsport	1:08.500	1:08.648	0.148
10	6	Century Motorsport	19.529	44	Paddock Motorsport	36.638	33	G-Cat Racing	12.362	10	247	Racelab	1:08.724	1:08.724	0.000
11	33	G-Cat Racing	19.578	6	Century Motorsport	36.712	10	Motus One/Team Hard	12.459	11	13	Team Webb	1:08.848	1:08.867	0.019
12	67	Orange Racing powered by JMH	19.629	247	Racelab	36.963	4	Tecserve	12.511	12	33	G-Cat Racing	1:08.962	1:09.148	0.186
13	28	SB Race Engineering	19.763	33	G-Cat Racing	37.022	80	Greystone GT	12.640	13	28	SB Race Engineering	1:09.333	1:09.333	0.000
14	44	Paddock Motorsport	20.327	28	SB Race Engineering	37.328	14	Greystone GT	12.671	14	44	Paddock Motorsport	1:09.680	1:09.940	0.260
15	10	Motus One/Team Hard	20.392	80	Greystone GT	38.613	13	Team Webb	12.711	15	10	Motus One/Team Hard	1:11.744	1:12.490	0.746
16	50	Valluga Racing	20.426	78	Fox Motorsport	38.652	44	Paddock Motorsport	12.715	16	78	Fox Motorsport	1:11.850	1:12.708	0.858
17	78	Fox Motorsport	20.454	52	Valluga Racing	38.744	7	Raw Motorsport	12.734	17	80	Greystone GT	1:11.944	1:11.944	0.000
18	14	Greystone GT	20.495	14	Greystone GT	38.797	78	Fox Motorsport	12.744	18	14	Greystone GT	1:11.963	1:11.963	0.000
19	38	Simpson Motorsport	20.530	10	Motus One/Team Hard	38.893	50	Valluga Racing	12.818	19	52	Valluga Racing	1:12.287	1:13.743	1.456
20	80	Greystone GT	20.691	69	Make Happen Racing	39.002	51	Valluga Racing	12.827	20	38	Simpson Motorsport	1:12.732	1:12.876	0.144
21	52	Valluga Racing	20.700	38	Simpson Motorsport	39.057	52	Valluga Racing	12.843	21	50	Valluga Racing	1:12.945	1:12.945	0.000
22	69	Make Happen Racing	20.988	8	Abba Racing	39.120	38	Simpson Motorsport	13.145	22	69	Make Happen Racing	1:13.349	1:13.483	0.134
23	25	Paddock Motorsport	21.045	3	Topcats Racing	39.238	69	Make Happen Racing	13.359	23	51	Valluga Racing	1:14.048		
24	26	Paddock Motorsport	21.092	30	Make Happen Racing	39.240	96	Make Happen Racing	13.360	24	3	Topcats Racing	1:14.109	1:15.142	1.033
25	77	Greystone GT	21.149	96	Make Happen Racing	39.505	77	Greystone GT	13.447	25	96	Make Happen Racing	1:14.286	1:14.941	0.655
26	30	Make Happen Racing	21.299	50	Valluga Racing	39.701	3	Topcats Racing	13.451	26	30	Make Happen Racing	1:14.310	1:15.167	0.857
27	17	Orange Racing powered by JMH	21.413	51	Valluga Racing	39.716	17	Orange Racing powered by JMH	13.736	27	77	Greystone GT	1:15.254	1:16.369	1.115
28	3	Topcats Racing	21.420	25	Paddock Motorsport	40.351	8	Abba Racing	13.741	28	25	Paddock Motorsport	1:15.364	1:16.010	0.646
29	96	Make Happen Racing	21.421	17	Orange Racing powered by JMH	40.640	30	Make Happen Racing	13.771	29	17	Orange Racing powered by JMH	1:15.789	1:15.789	0.000
30	91	24-7 Motorsport	21.422	77	Greystone GT	40.658	39	Track Focused	13.848	30	91	24-7 Motorsport	1:17.657	1:19.405	1.748
31	51	Valluga Racing	21.505	26	Paddock Motorsport	41.231	25	Paddock Motorsport	13.968	31	26	Paddock Motorsport	1:18.138		
32	39	Track Focused	22.923	91	24-7 Motorsport	42.165	91	24-7 Motorsport	14.070	32	39	Track Focused	1:19.767		
33	8	Abba Racing	23.787	39	Track Focused	42.996	26	Paddock Motorsport	15.815	33	9	Topcats Racing		1:11.419	
34	57	Vector Racing	26.131	57	Vector Racing	52.194	57	Vector Racing	18.031						
35															

GT Cup Championship

SATURDAY PRACTICE - STATISTICS

Competitors Started	35
Planned Start	2022-04-09 @ 09:40:00.000
Actual Start	2022-04-09 @ 09:40:01.227
Finish Time	2022-04-09 @ 10:03:16.717
Track Length	1.9790mi.
Total Laps	134
Total Distance Covered	265.1950mi.

Session Fastest Lap History

NO	CL	NAME	LAP TIME	TIME OF DAY	LAP	VEHICLE
4	GT3	Tecserve	1:07.967	09:42:24.134	1	Mercedes AMG GT3
11	GT3	Ram Racing	1:07.018	09:42:24.322	1	Mercedes AMG GT3
16	GT3	Ram Racing	1:06.406	09:42:24.539	1	Mercedes AMG GT3
11	GT3	Ram Racing	1:05.991	10:00:38.173	3	Mercedes AMG GT3
11	GT3	Ram Racing	1:05.204	10:01:43.378	4	Mercedes AMG GT3

Flag History

TYPE	TIME OF DAY
GREEN	09:40:01.227
RED	09:42:55.491
GREEN	09:58:11.462
FINISH	10:03:16.717

Flag Statistics

TYPE	COUNT	TOTAL LAPS	TOTAL TIME
Green	2	6	10:58.387
Red	1	0	15:15.971
Safety Car	0	0	0.000
FCY	0	0	0.000

GT Cup Championship

SATURDAY PRACTICE - STATISTICS

CLASS : GT3

10 Starters

Fastest Lap History

NO	NAME	LAP TIME	TIME OF DAY	LAP	VEHICLE
4	Tecserve	1:07.967	09:42:24.134	1	Mercedes AMG GT3
11	Ram Racing	1:07.018	09:42:24.322	1	Mercedes AMG GT3
16	Ram Racing	1:06.406	09:42:24.539	1	Mercedes AMG GT3
11	Ram Racing	1:05.991	10:00:38.173	3	Mercedes AMG GT3
11	Ram Racing	1:05.204	10:01:43.378	4	Mercedes AMG GT3

GT Cup Championship

SATURDAY PRACTICE - STATISTICS

CLASS : GTC

6 Starters

Fastest Lap History

NO	NAME	LAP TIME	TIME OF DAY	LAP	VEHICLE
6	Century Motorsport	1:08.506	09:42:34.278	1	Ginetta G56 Supercup

GT Cup Championship

SATURDAY PRACTICE - STATISTICS

CLASS : GTH

16 Starters

Fastest Lap History

NO	NAME	LAP TIME	TIME OF DAY	LAP	VEHICLE
78	Fox Motorsport	1:12.708	09:42:33.076	1	Mclaren 570S GT4
14	Greystone GT	1:11.963	09:42:36.536	1	Mclaren 570S GT4
80	Greystone GT	1:11.944	10:03:50.632	3	Mclaren 570S GT4

GT Cup Championship

SATURDAY PRACTICE - STATISTICS

CLASS : GTO

3 Starters

Fastest Lap History

NO	NAME	LAP TIME	TIME OF DAY	LAP	VEHICLE
28	SB Race Engineering	1:09.333	09:42:37.238	1	McLaren MP4-12C Cam Am
7	Raw Motorsport	1:08.648	10:03:51.455	4	Radical RXC

GT Cup Championship

SATURDAY QUALIFYING (GROUP 1) - CLASSIFICATION

POS	NO	CL	PIC	TEAM / DRIVERS	CAR	TIME	ON	LAPS	GAP	DIFF	MPH
1	16	GT3	1	Ram Racing Ian LOGGIE	Mercedes AMG GT3	1:04.603	2	5			110.28
2	67	GT3	2	Orange Racing powered by JMH Simon ORANGE / Michael O BRIEN (P)	McLaren 720S GT3	1:04.605	8	8	0.002	0.002	110.28
3	66 *	GT3	3	Enduro Motorsport Mogan TILLBROOK / Marcus CLUTTON (P)	McLaren 720S GT3	1:04.751	8	8	0.148	0.146	110.03
4	11	GT3	4	Ram Racing Mike PRICE / Callum MACLEOD (P)	Mercedes AMG GT3	1:04.921	2	6	0.318	0.170	109.74
5	23	GT3	5	Greystone GT Ian CAMPBELL / Olli WEBB (P)	McLaren 720S GT3	1:05.613	8	8	1.010	0.692	108.58
6	33	GT3	6	G-Cat Racing Shamus JENNINGS / Greg CATON (PS)	Porsche 911 GTR GT3	1:05.866	4	5	1.263	0.253	108.16
7	7 *	GTO	1	Raw Motorsport Steve BURGESS / Ben DIMMACK	Radical RXC	1:05.909	1	4	1.306	0.043	108.09
8	61	GT3	7	Scott Sport John DHILLON / Andrea AMICI (P)	Lamborghini Huracan GT3	1:06.447	8	8	1.844	0.538	107.22
9	4	GT3	8	Tecserve Grahame TILLEY / Will TREGURTHA (P)	Mercedes AMG GT3	1:06.898	5	8	2.295	0.451	106.50
10	13	GTC	1	Team Webb James WEBB / Tom WEBB	Lamborghini Super Trofeo	1:07.005	4	6	2.402	0.107	106.33
11	44 *	GT3	9	Paddock Motorsport Steve RUSTON / John WHITEHOUSE	McLaren 720S GT3	1:07.324	4	7	2.721	0.319	105.82
12	247	GTC	2	Racelab Lucky KHERA	Ferrari Challenge 488	1:07.753	4	8	3.150	0.429	105.15
13	28	GTO	2	SB Race Engineering Paul BAILEY / Ross WYLIE (P)	McLaren MP4-12C Cam Am	1:08.150	7	8	3.547	0.397	104.54
14	10 *	GTC	3	Motus One/Team Hard Chris MURPHY / James TAYLOR	Porsche 991.2	1:08.218	4	8	3.615	0.068	104.43
15	38	GTO	3	Simpson Motorsport Sacha KAKAD / James KAYE (PS)	Marc 11 V8	1:08.504	6	7	3.901	0.286	104.00
16	9	GTC	4	Topcats Racing Warren GILBERT / Jensen LUNN	Lamborghini Super Trofeo	1:08.593	3	8	3.990	0.089	103.86
17	6	GTC	5	Century Motorsport Alex STEVENSON / James KELLET (P)	Ginetta G56 Supercup	1:09.854	8	8	5.251	1.261	101.99
18	3 *	GTC	6	Topcats Racing Charlotte GILBERT / Charlotte BIRCH	Lamborghini Super Trofeo	1:10.335	7	8	5.732	0.481	101.29

No. 3, 7, 44, 66 - 1 Lap time disallowed; exceeding track limits.

No. 10 - 2 Lap times disallowed; exceeding track limits.

Weather / Track : Sunny / Dry

These results are provisional until the conclusion of any judicial and technical matters.

Donington Park National: 1.9790 miles

Date: 09/04/2022 Start: 10:09 Finish: 10:19

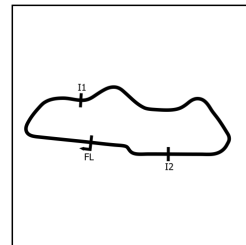
Clerk Of Course : Simon Gnana-Pragasam

Stewards :

Timekeeper : Nick Palmer

GT Cup Championship

SATURDAY QUALIFYING (GROUP 1) - SECTOR ANALYSIS



SECTOR 1 = FL to I1, SECTOR 2 = I1 to I2, SECTOR 3 = I2 to FL, DIFF = Difference To Personal Best Lap, P = Crossed Finish Line in Pit Lane, D = Time Disallowed

P1 16 GT3 Ram Racing			Mercedes AMG GT3				
IDEAL LAP TIME : 1:04.389		BEST LAP TIME : 1:04.603		DIFFERENCE : 0.214			
D1: Ian LOGGIE							
LAP	SECTOR 1	SECTOR 2	SECTOR 3	LAP TIME	MPH	DIFF	TIME OF DAY
1 - D1	18.791	34.284	11.747	1:04.822 (2)	109.91	0.219	10:11:16.933
2 - D1	18.603	34.359	11.641	1:04.603 (1)	110.28		10:12:21.536
3 - D1	18.750	34.324	14.069	1:07.143 (3)	106.11	2.540	10:13:28.679
4 - D1	18.781	36.062	13.065	1:07.908	104.91	3.305	10:14:36.587
5 - D1	18.464	34.316	IN PIT	1:27.954 P	81.00	23.351	10:16:04.541

P2 67 GT3		Orange Racing powered by JMH		McLaren 720S GT3			
IDEAL LAP TIME : 1:04.585		BEST LAP TIME : 1:04.605		DIFFERENCE : 0.020			
D1: Simon ORANGE		D2: Michael O BRIEN (P)					
LAP	SECTOR 1	SECTOR 2	SECTOR 3	LAP TIME	MPH	DIFF	TIME OF DAY
1 - D1	18.901	34.789	11.792	1:05.482	108.80	0.877	10:12:20.420
2 - D1	18.961	34.209	11.848	1:05.018 (3)	109.57	0.413	10:13:25.438
3 - D1	19.053	35.769	12.406	1:07.228	105.97	2.623	10:14:32.666
4 - D1	18.865	34.835	12.237	1:05.937	108.05	1.332	10:15:38.603
5 - D1	18.769	34.393	11.833	1:04.995 (2)	109.61	0.390	10:16:43.598
6 - D1	19.484	37.070	12.042	1:08.596	103.86	3.991	10:17:52.194
7 - D1	18.780	35.381	11.782	1:05.943	108.04	1.338	10:18:58.137
8 - D1	18.773	34.225	11.607	1:04.605 (1)	110.28		10:20:02.742

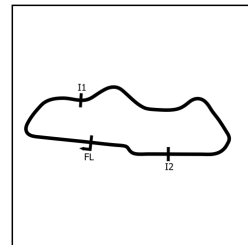
P3 66 GT3		Enduro Motorsport		McLaren 720S GT3			
IDEAL LAP TIME : 1:04.605		BEST LAP TIME : 1:04.751		DIFFERENCE : 0.146			
D1: Mogan TILLBROOK		D2: Marcus CLUTTON (P)					
LAP	SECTOR 1	SECTOR 2	SECTOR 3	LAP TIME	MPH	DIFF	TIME OF DAY
1 - D1	18.764	34.361	11.715	1:04.840 (3)	109.88	0.089	10:11:48.320
2 - D1	18.686	39.036	13.680	1:11.402	99.78	6.651	10:12:59.722
3 - D1	18.712	34.263	11.813	1:04.788 (2)	109.96	0.037	10:14:04.510
4 - D1	18.793	36.205	12.259	1:07.257	105.93	2.506	10:15:11.767
5 - D1	19.689	36.714	12.947	1:09.350 D	102.73	4.599	10:16:21.117
6 - D1	18.734	35.415	12.913	1:07.062	106.23	2.311	10:17:28.179
7 - D1	18.719	35.229	12.216	1:06.164	107.68	1.413	10:18:34.343
8 - D1	18.655	34.409	11.687	1:04.751 (1)	110.03		10:19:39.094

P4 11 GT3 Ram Racing			Mercedes AMG GT3				
IDEAL LAP TIME : 1:04.921		BEST LAP TIME : 1:04.921		DIFFERENCE : 0.000			
D1: Mike PRICE		D2: Callum MACLEOD (P)					
LAP	SECTOR 1	SECTOR 2	SECTOR 3	LAP TIME	MPH	DIFF	TIME OF DAY
1 - D1	18.992	34.759	12.003	1:05.754	108.35	0.833	10:11:19.508
2 - D1	18.902	34.340	11.679	1:04.921 (1)	109.74		10:12:24.429
3 - D1	18.922	34.398	11.725	1:05.045 (2)	109.53	0.124	10:13:29.474
4 - D1	19.660	37.394	12.333	1:09.387	102.67	4.466	10:14:38.861
5 - D1	18.981	34.520	11.863	1:05.364 (3)	108.99	0.443	10:15:44.225
6 - D1	21.674	39.364	IN PIT	1:18.513 P	90.74	13.592	10:17:02.738

P5 23 GT3 Greystone GT		McLaren 720S GT3					
IDEAL LAP TIME : 1:05.500		BEST LAP TIME : 1:05.613		DIFFERENCE : 0.113			
D1: Ian CAMPBELL		D2: Olli WEBB (P)					
LAP	SECTOR 1	SECTOR 2	SECTOR 3	LAP TIME	MPH	DIFF	TIME OF DAY
1 - D1	19.100	36.214	12.274	1:07.588	105.41	1.975	10:11:37.192
2 - D1	18.999	37.939	12.706	1:09.644	102.30	4.031	10:12:46.836
3 - D1	18.837	39.681	12.295	1:10.813	100.61	5.200	10:13:57.649
4 - D1	18.898	34.976	12.998	1:06.872	106.54	1.259	10:15:04.521
5 - D1	19.207	34.964	12.138	1:06.309 (3)	107.44	0.696	10:16:10.830
6 - D1	18.913	35.203	11.799	1:05.915 (2)	108.08	0.302	10:17:16.745
7 - D1	18.937	35.767	12.193	1:06.897	106.50	1.284	10:18:23.642
8 - D1	18.950	34.958	11.705	1:05.613 (1)	108.58		10:19:29.255

GT Cup Championship

SATURDAY QUALIFYING (GROUP 1) - SECTOR ANALYSIS



SECTOR 1 = FL to I1, SECTOR 2 = I1 to I2, SECTOR 3 = I2 to FL, DIFF = Difference To Personal Best Lap, P = Crossed Finish Line in Pit Lane, D = Time Disallowed

P6 33 GT3		G-Cat Racing		Porsche 911 GTR GT3			
IDEAL LAP TIME : 1:05.855		BEST LAP TIME : 1:05.866		DIFFERENCE : 0.011			
D1: Shamus JENNINGS		D2: Greg CATON (PS)					
LAP	SECTOR 1	SECTOR 2	SECTOR 3	LAP TIME	MPH	DIFF	TIME OF DAY
1 - D1	19.139	35.918	12.080	1:07.137	106.12	1.271	10:11:23.091
2 - D1	18.978	35.065	12.027	1:06.070 (2)	107.83	0.204	10:12:29.161
3 - D1	18.871	35.151	12.098	1:06.120 (3)	107.75	0.254	10:13:35.281
4 - D1	18.882	35.014	11.970	1:05.866 (1)	108.16		10:14:41.147
5 - D1	24.332	47.450	IN PIT	1:35.698 P	74.44	29.832	10:16:16.845

P7 7 GTO Raw Motorsport		Radical RXC					
IDEAL LAP TIME : 1:05.212		BEST LAP TIME : 1:05.909		DIFFERENCE : 0.697			
D1: Steve BURGESS		D2: Ben DIMMACK					
LAP	SECTOR 1	SECTOR 2	SECTOR 3	LAP TIME	MPH	DIFF	TIME OF DAY
1 - D1	19.185	34.905	11.819	1:05.909 (1)	108.09		10:11:55.039
2 - D1	18.582	35.305	12.022	1:05.909 (1)	108.09		10:13:00.948
3 - D1	18.745	35.065	11.830	1:05.640 D	108.54		10:14:06.588
4 - D1	18.488	36.567	13.868	1:08.923 (3)	103.37	3.014	10:15:15.511

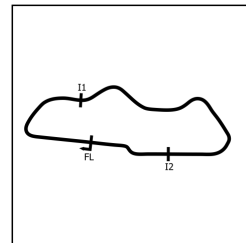
P8 61 GT3		Scott Sport		Lamborghini Huracan GT3			
IDEAL LAP TIME : 1:06.214		BEST LAP TIME : 1:06.447		DIFFERENCE : 0.233			
D1: John DHILLON		D2: Andrea AMICI (P)					
LAP	SECTOR 1	SECTOR 2	SECTOR 3	LAP TIME	MPH	DIFF	TIME OF DAY
1 - D1	19.459	35.349	12.330	1:07.138	106.11	0.691	10:11:53.879
2 - D1	19.180	35.203	12.404	1:06.787	106.67	0.340	10:13:00.666
3 - D1	20.379	37.560	12.568	1:10.507	101.04	4.060	10:14:11.173
4 - D1	19.134	35.282	12.090	1:06.506 (2)	107.12	0.059	10:15:17.679
5 - D1	19.086	35.412	12.067	1:06.565 (3)	107.03	0.118	10:16:24.244
6 - D1	20.504	38.623	12.304	1:11.431	99.74	4.984	10:17:35.675
7 - D1	19.112	36.207	12.109	1:07.428	105.66	0.981	10:18:43.103
8 - D1	19.065	35.436	11.946	1:06.447 (1)	107.22		10:19:49.550

P9 4 GT3 Tecserve		Mercedes AMG GT3					
IDEAL LAP TIME : 1:06.377		BEST LAP TIME : 1:06.898		DIFFERENCE : 0.521			
D1: Grahame TILLEY		D2: Will TREGURTHA (P)					
LAP	SECTOR 1	SECTOR 2	SECTOR 3	LAP TIME	MPH	DIFF	TIME OF DAY
1 - D1	19.675	36.661	12.765	1:09.101	103.10	2.203	10:12:16.371
2 - D1	19.416	36.427	12.397	1:08.240	104.40	1.342	10:13:24.611
3 - D1	19.377	36.034	12.441	1:07.852	105.00	0.954	10:14:32.463
4 - D1	19.721	35.209	12.326	1:07.256 (3)	105.93	0.358	10:15:39.719
5 - D1	19.184	35.605	12.109	1:06.898 (1)	106.50		10:16:46.617
6 - D1	19.153	38.769	12.189	1:10.111	101.61	3.213	10:17:56.728
7 - D1	19.059	35.397	12.655	1:07.111 (2)	106.16	0.213	10:19:03.839
8 - D1	23.995	43.792	IN PIT	1:29.115 P	79.94	22.217	10:20:32.954

P10 13 GTC Team Webb			Lamborghini Super Trofeo				
IDEAL LAP TIME : 1:07.005		BEST LAP TIME : 1:07.005		DIFFERENCE : 0.000			
D1: James WEBB		D2: Tom WEBB					
LAP	SECTOR 1	SECTOR 2	SECTOR 3	LAP TIME	MPH	DIFF	TIME OF DAY
1 - D1	21.137	37.526	12.327	1:10.990 (3)	100.36	3.985	10:12:53.050
2 - D1	19.438	36.541	12.244	1:08.223 (2)	104.43	1.218	10:14:01.273
3 - D1	21.690	40.850	12.770	1:15.310	94.60	8.305	10:15:16.583
4 - D1	19.126	35.807	12.072	1:07.005 (1)	106.33		10:16:23.588
5 - D1	22.667	43.924	15.129	1:21.720	87.18	14.715	10:17:45.308
6 - D1	19.137	38.404	IN PIT	1:13.764 P	96.58	6.759	10:18:59.072

GT Cup Championship

SATURDAY QUALIFYING (GROUP 1) - SECTOR ANALYSIS



SECTOR 1 = FL to I1, SECTOR 2 = I1 to I2, SECTOR 3 = I2 to FL, DIFF = Difference To Personal Best Lap, P = Crossed Finish Line in Pit Lane, D = Time Disallowed

P11 44 GT3 Paddock Motorsport		Mclaren 720S GT3					
IDEAL LAP TIME : 1:06.990		BEST LAP TIME : 1:07.324		DIFFERENCE : 0.334			
D1: Steve RUSTON		D2: John WHITEHOUSE					
LAP	SECTOR 1	SECTOR 2	SECTOR 3	LAP TIME	MPH	DIFF	TIME OF DAY
1 - D1	19.899	36.654	12.548	1:09.101	103.10	1.777	10:12:11.383
2 - D1	19.597	36.129	12.441	1:08.167 (3)	104.51	0.843	10:13:19.550
3 - D1	19.460	35.511	12.535	1:07.506 D	105.54	0.182	10:14:27.056
4 - D1	19.453	35.701	12.170	1:07.324 (1)	105.82		10:15:34.380
5 - D1	19.328	35.916	13.238	1:08.482	104.03	1.158	10:16:42.862
6 - D1	21.564	44.403	12.471	1:18.438	90.83	11.114	10:18:01.300
7 - D1	19.309	35.756	12.349	1:07.414 (2)	105.68	0.090	10:19:08.714

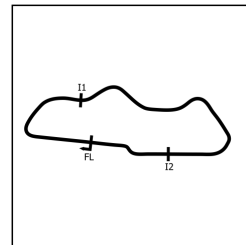
P12 247 GTC Racelab		Ferrari Challenge 488					
IDEAL LAP TIME : 1:07.573		BEST LAP TIME : 1:07.753		DIFFERENCE : 0.180			
D1: Lucky KHERA							
LAP	SECTOR 1	SECTOR 2	SECTOR 3	LAP TIME	MPH	DIFF	TIME OF DAY
1 - D1	19.740	37.275	13.610	1:10.625	100.87	2.872	10:11:36.174
2 - D1	19.508	36.910	12.575	1:08.993	103.26	1.240	10:12:45.167
3 - D1	19.680	36.174	12.324	1:08.178 (3)	104.50	0.425	10:13:53.345
4 - D1	19.075	36.338	12.340	1:07.753 (1)	105.15		10:15:01.098
5 - D1	23.443	48.149	12.718	1:24.310	84.50	16.557	10:16:25.408
6 - D1	19.646	42.650	12.859	1:15.155	94.79	7.402	10:17:40.563
7 - D1	19.657	39.064	13.185	1:11.906	99.08	4.153	10:18:52.469
8 - D1	19.078	36.250	12.648	1:07.976 (2)	104.81	0.223	10:20:00.445

P13 28 GTO SB Race Engineering		Mclaren MP4-12C Cam Am					
IDEAL LAP TIME : 1:07.994		BEST LAP TIME : 1:08.150		DIFFERENCE : 0.156			
D1: Paul BAILEY		D2: Ross WYLIE (P)					
LAP	SECTOR 1	SECTOR 2	SECTOR 3	LAP TIME	MPH	DIFF	TIME OF DAY
1 - D1	19.977	37.359	12.990	1:10.326	101.30	2.176	10:11:34.986
2 - D1	19.595	37.388	13.030	1:10.013	101.76	1.863	10:12:44.999
3 - D1	20.239	36.486	12.891	1:09.616 (3)	102.34	1.466	10:13:54.615
4 - D1	19.574	37.201	12.870	1:09.645	102.29	1.495	10:15:04.260
5 - D1	20.333	36.692	12.722	1:09.747	102.14	1.597	10:16:14.007
6 - D1	19.236	36.554	12.562	1:08.352 (2)	104.23	0.202	10:17:22.359
7 - D1	19.319	36.196	12.635	1:08.150 (1)	104.54		10:18:30.509
8 - D1	19.330	37.808	14.607	1:11.745	99.30	3.595	10:19:42.254

P14 10 GTC Motus One/Team Hard		Porsche 991.2					
IDEAL LAP TIME : 1:07.856		BEST LAP TIME : 1:08.218		DIFFERENCE : 0.362			
D1: Chris MURPHY		D2: James TAYLOR					
LAP	SECTOR 1	SECTOR 2	SECTOR 3	LAP TIME	MPH	DIFF	TIME OF DAY
1 - D1	20.523	37.533	12.744	1:10.800	100.63	2.582	10:11:59.350
2 - D1	19.867	36.756	11.984	1:08.607 (2)	103.84	0.389	10:13:07.957
3 - D1	20.093	37.949	11.889	1:09.931	101.88	1.713	10:14:17.888
4 - D1	19.721	36.553	11.944	1:08.218 (1)	104.43		10:15:26.106
5 - D1	19.568	36.430	11.899	1:07.897 D	104.93		10:16:34.003
6 - D1	19.537	36.930	12.500	1:08.967	103.30	0.749	10:17:42.970
7 - D1	19.644	38.817	13.278	1:11.739 D	99.31	3.521	10:18:54.709
8 - D1	19.771	36.892	12.067	1:08.730 (3)	103.66	0.512	10:20:03.439

GT Cup Championship

SATURDAY QUALIFYING (GROUP 1) - SECTOR ANALYSIS



SECTOR 1 = FL to I1, SECTOR 2 = I1 to I2, SECTOR 3 = I2 to FL, DIFF = Difference To Personal Best Lap, P = Crossed Finish Line in Pit Lane, D = Time Disallowed

P15	38 GTO	Simpson Motorsport	Marc 11 V8				
IDEAL LAP TIME : 1:08.421		BEST LAP TIME : 1:08.504		DIFFERENCE : 0.083			
D1: Sacha KAKAD		D2: James KAYE (PS)					
LAP	SECTOR 1	SECTOR 2	SECTOR 3	LAP TIME	MPH	DIFF	TIME OF DAY
1 - D1	20.748	41.093	13.363	1:15.204	94.73	6.700	10:12:48.364
2 - D1	20.163	37.409	12.901	1:10.473	101.09	1.969	10:13:58.837
3 - D1	19.877	37.014	12.830	1:09.721 (3)	102.18	1.217	10:15:08.558
4 - D1	19.614	36.599	12.544	1:08.757 (2)	103.62	0.253	10:16:17.315
5 - D1	19.494	38.703	13.527	1:11.724	99.33	3.220	10:17:29.039
6 - D1	19.577	36.521	12.406	1:08.504 (1)	104.00		10:18:37.543
7 - D1	19.548	37.328	IN PIT	1:18.304 P	90.98	9.800	10:19:55.847

P16		9 GTC		Topcats Racing		Lamborghini Super Trofeo	
IDEAL LAP TIME : 1:08.334		BEST LAP TIME : 1:08.593		DIFFERENCE : 0.259			
D1: Warren GILBERT		D2: Jensen LUNN					
LAP	SECTOR 1	SECTOR 2	SECTOR 3	LAP TIME	MPH	DIFF	TIME OF DAY
1 - D1	20.037	37.183	12.653	1:09.873	101.96	1.280	10:12:04.582
2 - D1	19.872	36.686	12.611	1:09.169	103.00	0.576	10:13:13.751
3 - D1	19.772	36.519	12.302	1:08.593 (1)	103.86		10:14:22.344
4 - D1	19.721	36.799	12.612	1:09.132 (3)	103.05	0.539	10:15:31.476
5 - D1	19.891	37.856	12.467	1:10.214	101.47	1.621	10:16:41.690
6 - D1	19.644	36.660	12.378	1:08.682 (2)	103.73	0.089	10:17:50.372
7 - D1	19.513	37.353	12.597	1:09.463	102.56	0.870	10:18:59.835
8 - D1	19.637	42.268	IN PIT	1:26.722 P	82.15	18.129	10:20:26.557

P17 6 GTC		Century Motorsport		Ginetta G56 Supercup			
IDEAL LAP TIME : 1:09.737		BEST LAP TIME : 1:09.854		DIFFERENCE : 0.117			
D1: Alex STEVENSON		D2: James KELLET (P)					
LAP	SECTOR 1	SECTOR 2	SECTOR 3	LAP TIME	MPH	DIFF	TIME OF DAY
1 - D1	21.151	38.753	13.566	1:13.470	96.97	3.616	10:11:38.733
2 - D1	20.474	37.618	13.108	1:11.200	100.06	1.346	10:12:49.933
3 - D1	20.327	37.585	12.988	1:10.900 (3)	100.48	1.046	10:14:00.833
4 - D1	20.318	37.320	12.988	1:10.626 (2)	100.87	0.772	10:15:11.459
5 - D1	20.831	37.438	13.400	1:11.669	99.41	1.815	10:16:23.128
6 - D1	21.389	41.481	13.392	1:16.262	93.42	6.408	10:17:39.390
7 - D1	20.569	37.855	12.572	1:10.996	100.35	1.142	10:18:50.386
8 - D1	20.112	37.053	12.689	1:09.854 (1)	101.99		10:20:00.240

P18 3 GTC		Topcats Racing		Lamborghini Super Trofeo			
IDEAL LAP TIME : 1:10.252		BEST LAP TIME : 1:10.335		DIFFERENCE : 0.083			
D1: Charlotte GILBERT		D2: Charlotte BIRCH					
LAP	SECTOR 1	SECTOR 2	SECTOR 3	LAP TIME	MPH	DIFF	TIME OF DAY
1 - D1	21.005	38.131	13.130	1:12.266	98.58	1.931	10:11:46.042
2 - D1	20.180	47.632	13.302	1:21.114	87.83	10.779	10:13:07.156
3 - D1	20.640	38.720	13.091	1:12.451	98.33	2.116	10:14:19.607
4 - D1	20.639	37.849	12.749	1:11.237 (3)	100.01	0.902	10:15:30.844
5 - D1	20.215	38.062	13.336	1:11.613 D	99.48	1.278	10:16:42.457
6 - D1	20.105	37.845	12.814	1:10.764 (2)	100.68	0.429	10:17:53.221
7 - D1	19.931	37.572	12.832	1:10.335 (1)	101.29		10:19:03.556
8 - D1	23.818	43.453	IN PIT	1:27.458 P	81.46	17.123	10:20:31.014

GT Cup Championship

SATURDAY QUALIFYING (GROUP 1) - BEST SECTORS

SECTOR 1				SECTOR 2				SECTOR 3				IDEAL / BEST COMPARISON				
POS	NO	NAME	TIME	NO	NAME	TIME	NO	NAME	TIME	POS	NO	NAME	IDEAL	BEST	DIFF	
										PERFECT LAP		1:04.280				
1	16	Ram Racing	18.464	67	Orange Racing powered by JMH	34.209	67	Orange Racing powered by JMH	11.607	1	16	Ram Racing	1:04.389	1:04.603	0.214	
2	7	Raw Motorsport	18.488	66	Enduro Motorsport	34.263	16	Ram Racing	11.641	2	67	Orange Racing powered by JMH	1:04.585	1:04.605	0.020	
3	66	Enduro Motorsport	18.655	16	Ram Racing	34.284	11	Ram Racing	11.679	3	66	Enduro Motorsport	1:04.605	1:04.751	0.146	
4	67	Orange Racing powered by JMH	18.769	11	Ram Racing	34.340	66	Enduro Motorsport	11.687	4	11	Ram Racing	1:04.921	1:04.921	0.000	
5	23	Greystone GT	18.837	7	Raw Motorsport	34.905	23	Greystone GT	11.705	5	7	Raw Motorsport	1:05.212	1:05.909	0.697	
6	33	G-Cat Racing	18.871	23	Greystone GT	34.958	7	Raw Motorsport	11.819	6	23	Greystone GT	1:05.500	1:05.613	0.113	
7	11	Ram Racing	18.902	33	G-Cat Racing	35.014	10	Motus One/Team Hard	11.889	7	33	G-Cat Racing	1:05.855	1:05.866	0.011	
8	4	Tecserve	19.059	61	Scott Sport	35.203	61	Scott Sport	11.946	8	61	Scott Sport	1:06.214	1:06.447	0.233	
9	61	Scott Sport	19.065	4	Tecserve	35.209	33	G-Cat Racing	11.970	9	4	Tecserve	1:06.377	1:06.898	0.521	
10	247	Racelab	19.075	44	Paddock Motorsport	35.511	13	Team Webb	12.072	10	44	Paddock Motorsport	1:06.990	1:07.324	0.334	
11	13	Team Webb	19.126	13	Team Webb	35.807	4	Tecserve	12.109	11	13	Team Webb	1:07.005	1:07.005	0.000	
12	28	SB Race Engineering	19.236	247	Racelab	36.174	44	Paddock Motorsport	12.170	12	247	Racelab	1:07.573	1:07.753	0.180	
13	44	Paddock Motorsport	19.309	28	SB Race Engineering	36.196	9	Topcats Racing	12.302	13	10	Motus One/Team Hard	1:07.856	1:08.218	0.362	
14	38	Simpson Motorsport	19.494	10	Motus One/Team Hard	36.430	247	Racelab	12.324	14	28	SB Race Engineering	1:07.994	1:08.150	0.156	
15	9	Topcats Racing	19.513	9	Topcats Racing	36.519	38	Simpson Motorsport	12.406	15	9	Topcats Racing	1:08.334	1:08.593	0.259	
16	10	Motus One/Team Hard	19.537	38	Simpson Motorsport	36.521	28	SB Race Engineering	12.562	16	38	Simpson Motorsport	1:08.421	1:08.504	0.083	
17	3	Topcats Racing	19.931	6	Century Motorsport	37.053	6	Century Motorsport	12.572	17	6	Century Motorsport	1:09.737	1:09.854	0.117	
18	6	Century Motorsport	20.112	3	Topcats Racing	37.572	3	Topcats Racing	12.749	18	3	Topcats Racing	1:10.252	1:10.335	0.083	

GT Cup Championship

SATURDAY QUALIFYING (GROUP 1) - STATISTICS

Competitors Started	18
Planned Start	2022-04-09 @ 09:55:00.000
Actual Start	2022-04-09 @ 10:09:00.000
Finish Time	2022-04-09 @ 10:19:05.541
Track Length	1.9790mi.
Total Laps	128
Total Distance Covered	253.3206mi.

Session Fastest Lap History

NO	CL	NAME	LAP TIME	TIME OF DAY	LAP	VEHICLE
16	GT3	Ram Racing	1:04.822	10:11:16.946	1	Mercedes AMG GT3
16	GT3	Ram Racing	1:04.603	10:12:21.549	2	Mercedes AMG GT3

Flag History

TYPE	TIME OF DAY
GREEN	10:09:00.000
FINISH	10:19:05.541

Flag Statistics

TYPE	COUNT	TOTAL LAPS	TOTAL TIME
Green	1	8	12:43.129
Red	0	0	0.000
Safety Car	0	0	0.000
FCY	0	0	0.000

GT Cup Championship

SATURDAY QUALIFYING (GROUP 1) - STATISTICS

CLASS : GT3

9 Starters

Fastest Lap History

NO	NAME	LAP TIME	TIME OF DAY	LAP	VEHICLE
16	Ram Racing	1:04.822	10:11:16.946	1	Mercedes AMG GT3
16	Ram Racing	1:04.603	10:12:21.549	2	Mercedes AMG GT3

GT Cup Championship

SATURDAY QUALIFYING (GROUP 1) - STATISTICS

CLASS : GTC

6 Starters

Fastest Lap History

NO	NAME	LAP TIME	TIME OF DAY	LAP	VEHICLE
247	Racelab	1:10.625	10:11:36.186	1	Ferrari Challenge 488
9	Topcats Racing	1:09.873	10:12:04.591	1	Lamborghini Super Trofeo
247	Racelab	1:08.993	10:12:45.179	2	Ferrari Challenge 488
10	Motus One/Team Hard	1:08.607	10:13:07.968	2	Porsche 991.2
247	Racelab	1:08.178	10:13:53.359	3	Ferrari Challenge 488
247	Racelab	1:07.753	10:15:01.112	4	Ferrari Challenge 488
13	Team Webb	1:07.005	10:16:23.600	4	Lamborghini Super Trofeo

GT Cup Championship

SATURDAY QUALIFYING (GROUP 1) - STATISTICS

CLASS : GTO

3 Starters

Fastest Lap History

NO	NAME	LAP TIME	TIME OF DAY	LAP	VEHICLE
28	SB Race Engineering	1:10.326	10:11:34.985	1	McLaren MP4-12C Cam Am
7	Raw Motorsport	1:05.909	10:11:55.052	1	Radical RXC

GT Cup Championship

SATURDAY QUALIFYING (GROUP 2) - CLASSIFICATION

POS	NO	TEAM / DRIVERS	CAR	TIME	ON	LAPS	GAP	DIFF	MPH
1	50	Valluga Racing James WALLIS / Sam MAHER-LOUGHNAN (P)	Porsche Cayman 718 RS Clubsport	1:09.886	1	4			101.94
2	69	Make Happen Racing Stephen WALTON / Chris HART	Mercedes AMG GT4	1:10.317	8	8	0.431	0.431	101.32
3	17	Orange Racing powered by JMH Russell LINDSAY / Patrick COLLINS	McLaren 570S GT4	1:10.432	4	7	0.546	0.115	101.15
4	51	Valluga Racing Neil MACLENNAN / Cameron FENTON	Porsche Cayman Clubsport GT4	1:10.774	3	8	0.888	0.342	100.66
5	52 *	Valluga Racing Chris BATES / Darren BURKE (P)	Porsche Cayman Clubsport GT4	1:10.822	3	6	0.936	0.048	100.59
6	96	Make Happen Racing Jon CURRIE	Mercedes AMG GT4	1:10.913	2	7	1.027	0.091	100.47
7	78	Fox Motorsport Tim DOCKER / Jordan ALBERT (P)	McLaren 570S GT4	1:11.098	5	7	1.212	0.185	100.20
8	39	Track Focused Darren KELL / James KELL (PS)	Mercedes AMG GT4	1:11.604	7	7	1.718	0.506	99.50
9	14	Greystone GT Phillip CARTER / Michael BROADHURST (P)	McLaren 570S GT4	1:11.763	5	7	1.877	0.159	99.28
10	77	Greystone GT Mark HOPTON / Euan HANKEY (P)	McLaren 570S GT4	1:11.847	4	7	1.961	0.084	99.16
11	26	Paddock Motorsport Tehmur CHOCHAN / Tom ROCHE (PS)	McLaren 570S GT4	1:12.049	5	6	2.163	0.202	98.88
12	25	Paddock Motorsport Kavi JUNDU / Adam HATFIELD (PS)	McLaren 570S GT4	1:12.633	3	5	2.747	0.584	98.09
13	30	Make Happen Racing Greg EVANS / Neil BURROUGHS	Ginetta G55 GT4	1:12.918	4	5	3.032	0.285	97.70
14	57	Vector Racing Peter JACKSON	Aston Martin GT4	1:13.281	4	6	3.395	0.363	97.22
15	80	Greystone GT Ron TRENKA / Jon LANCASTER (P)	McLaren 570S GT4	1:15.175	7	7	5.289	1.894	94.77
16	91 *	24-7 Motorsport David FRANKLAND / Adriano MEDEIROS (P)	Audi R8 LMS GT4	1:17.802	6	6	7.916	2.627	91.57

No. 52 - 1 Lap time disallowed; exceeding track limits.

No. 91 - 2 Lap times disallowed; exceeding track limits.

Weather / Track : Sunny / Dry

These results are provisional until the conclusion of any judicial and technical matters.

Donington Park National: 1.9790 miles

Date: 09/04/2022 Start: 10:24 Finish: 10:34

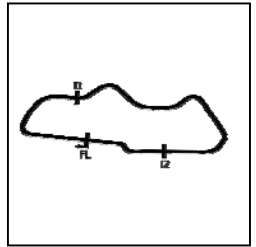
Clerk Of Course : Simon Gnana-Pragasam

Stewards :

Timekeeper : Nick Palmer

GT Cup Championship

SATURDAY QUALIFYING (GROUP 2) - SECTOR ANALYSIS



SECTOR 1 = FL to I1, SECTOR 2 = I1 to I2, SECTOR 3 = I2 to FL, DIFF = Difference To Personal Best Lap, P = Crossed Finish Line in Pit Lane, D = Time Disallowed

P1		50 GTH	Valluga Racing	Porsche Cayman 718 RS Clubsport			
IDEAL LAP TIME : 1:09.886		BEST LAP TIME : 1:09.886		DIFFERENCE : 0.000			
D1: James WALLIS		D2: Sam MAHER-LOUGHNAN					
LAP	SECTOR 1	SECTOR 2	SECTOR 3	LAP TIME	MPH	DIFF	TIME OF DAY

1 - D1	20.270	37.241	12.375	1:09.886 (1)	101.94		10:26:45.182
2 - D1	21.355	41.520	14.865	1:17.740 (2)	91.64	7.854	10:28:02.922
3 - D1	24.489	41.143	14.518	1:20.150 (3)	88.89	10.264	10:29:23.072
4 - D1	24.689	40.193	IN PIT	1:21.728 P	87.17	11.842	10:30:44.800

P2		69 GTH	Make Happen Racing		Mercedes AMG GT4		
IDEAL LAP TIME : 1:10.309		BEST LAP TIME : 1:10.317		DIFFERENCE : 0.008			
D1: Stephen WALTON		D2: Chris HART					
LAP	SECTOR 1	SECTOR 2	SECTOR 3	LAP TIME	MPH	DIFF	TIME OF DAY

1 - D1	20.360	37.802	12.766	1:10.928	100.44	0.611	10:26:35.967
2 - D1	20.578	37.839	12.856	1:11.273	99.96	0.956	10:27:47.240
3 - D1	20.694	37.636	12.604	1:10.934	100.44	0.617	10:28:58.174
4 - D1	20.531	38.202	12.757	1:11.490	99.65	1.173	10:30:09.664
5 - D1	20.581	37.724	12.578	1:10.883	100.51	0.566	10:31:20.547
6 - D1	20.449	37.576	12.616	1:10.641 (2)	100.85	0.324	10:32:31.188
7 - D1	20.573	37.697	12.609	1:10.879 (3)	100.51	0.562	10:33:42.067
8 - D1	20.368	37.488	12.461	1:10.317 (1)	101.32		10:34:52.384

P3		17 GTH	Orange Racing powered by JMH		Mclaren 570S GT4		
IDEAL LAP TIME : 1:10.224		BEST LAP TIME : 1:10.432		DIFFERENCE : 0.208			
D1: Russell LINDSAY		D2: Patrick COLLINS					
LAP	SECTOR 1	SECTOR 2	SECTOR 3	LAP TIME	MPH	DIFF	TIME OF DAY

1 - D1	20.677	38.776	12.642	1:12.095	98.82	1.663	10:27:25.222
2 - D1	20.770	39.731	14.404	1:14.905	95.11	4.473	10:28:40.127
3 - D1	20.339	37.900	12.703	1:10.942 (3)	100.42	0.510	10:29:51.069
4 - D1	20.182	37.563	12.687	1:10.432 (1)	101.15		10:31:01.501
5 - D1	20.336	40.085	14.745	1:15.166	94.78	4.734	10:32:16.667
6 - D1	20.305	37.840	12.479	1:10.624 (2)	100.88	0.192	10:33:27.291
7 - D1	21.548	43.591	IN PIT	1:27.758 P	81.18	17.326	10:34:55.049

P4		51 GTH	Valluga Racing	Porsche Cayman Clubsport GT4			
IDEAL LAP TIME : 1:10.501		BEST LAP TIME : 1:10.774		DIFFERENCE : 0.273			
D1: Neil MACLENNAN		D2: Cameron FENTON					
LAP	SECTOR 1	SECTOR 2	SECTOR 3	LAP TIME	MPH	DIFF	TIME OF DAY

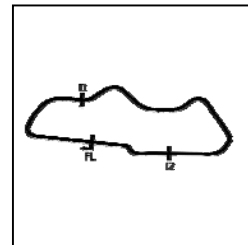
1 - D1	20.849	38.158	12.578	1:11.585	99.52	0.811	10:26:41.249
2 - D1	20.494	37.755	12.557	1:10.806 (2)	100.62	0.032	10:27:52.055
3 - D1	20.513	37.806	12.455	1:10.774 (1)	100.66		10:29:02.829
4 - D1	21.118	38.108	12.449	1:11.675	99.40	0.901	10:30:14.504
5 - D1	20.566	37.672	14.028	1:12.266	98.58	1.492	10:31:26.770
6 - D1	20.606	38.248	13.161	1:12.015	98.93	1.241	10:32:38.785
7 - D1	20.519	37.558	13.196	1:11.273	99.96	0.499	10:33:50.058
8 - D1	20.529	37.883	12.486	1:10.898 (3)	100.49	0.124	10:35:00.956

P5		52 GTH	Valluga Racing	Porsche Cayman Clubsport GT4			
IDEAL LAP TIME : 1:10.774		BEST LAP TIME : 1:10.822		DIFFERENCE : 0.048			
D1: Chris BATES		D2: Darren BURKE (P)					
LAP	SECTOR 1	SECTOR 2	SECTOR 3	LAP TIME	MPH	DIFF	TIME OF DAY

1 - D1	21.765	38.867	13.392	1:14.024 D	96.24	3.202	10:26:59.713
2 - D1	20.863	40.252	13.595	1:14.710	95.36	3.888	10:28:14.423
3 - D1	20.383	37.873	12.566	1:10.822 (1)	100.59		10:29:25.245
4 - D1	20.920	39.433	12.924	1:13.277 (3)	97.22	2.455	10:30:38.522
5 - D1	20.601	38.087	12.518	1:11.206 (2)	100.05	0.384	10:31:49.728
6 - D1	22.241	40.933	IN PIT	1:20.481 P	88.52	9.659	10:33:10.209

GT Cup Championship

SATURDAY QUALIFYING (GROUP 2) - SECTOR ANALYSIS



SECTOR 1 = FL to I1, SECTOR 2 = I1 to I2, SECTOR 3 = I2 to FL, DIFF = Difference To Personal Best Lap, P = Crossed Finish Line in Pit Lane, D = Time Disallowed

P6 96 GTH Make Happen Racing			Mercedes AMG GT4				
IDEAL LAP TIME : 1:10.816		BEST LAP TIME : 1:10.913		DIFFERENCE : 0.097			
D1: Jon CURRIE							
LAP	SECTOR 1	SECTOR 2	SECTOR 3	LAP TIME	MPH	DIFF	TIME OF DAY
1 - D1	20.831	38.019	12.907	1:11.757	99.28	0.844	10:26:40.661
2 - D1	20.460	37.630	12.823	1:10.913 (1)	100.47		10:27:51.574
3 - D1	20.370	37.721	12.835	1:10.926 (2)	100.45	0.013	10:29:02.500
4 - D1	20.369	37.765	12.817	1:10.951 (3)	100.41	0.038	10:30:13.451
5 - D1	20.441	38.591	13.680	1:12.712	97.98	1.799	10:31:26.163
6 - D1	20.515	38.265	13.317	1:12.097	98.82	1.184	10:32:38.260
7 - D1	20.451	37.897	IN PIT	1:12.905 P	97.72	1.992	10:33:51.165

P7 78 GTH Fox Motorsport		Mclaren 570S GT4					
IDEAL LAP TIME : 1:11.060		BEST LAP TIME : 1:11.098		DIFFERENCE : 0.038			
D1: Tim DOCKER		D2: Jordan ALBERT (P)					
LAP	SECTOR 1	SECTOR 2	SECTOR 3	LAP TIME	MPH	DIFF	TIME OF DAY
1 - D1	20.703	38.240	12.957	1:11.900	99.09	0.802	10:27:03.182
2 - D1	24.587	48.164	13.773	1:26.524	82.34	15.426	10:28:29.706
3 - D1	20.638	38.344	12.627	1:11.609 (2)	99.49	0.511	10:29:41.315
4 - D1	23.321	42.389	13.202	1:18.912	90.28	7.814	10:31:00.227
5 - D1	20.554	38.019	12.525	1:11.098 (1)	100.20		10:32:11.325
6 - D1	23.538	47.417	13.519	1:24.474	84.34	13.376	10:33:35.799
7 - D1	20.516	38.293	12.986	1:11.795 (3)	99.23	0.697	10:34:47.594

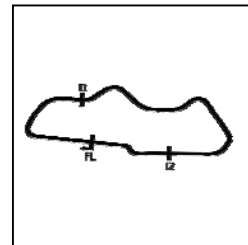
P8 39 GTH		Track Focused		Mercedes AMG GT4			
IDEAL LAP TIME : 1:11.604		BEST LAP TIME : 1:11.604		DIFFERENCE : 0.000			
D1: Darren KELL		D2: James KELL (PS)					
LAP	SECTOR 1	SECTOR 2	SECTOR 3	LAP TIME	MPH	DIFF	TIME OF DAY
1 - D1	22.161	42.382	13.162	1:17.705	91.68	6.101	10:27:02.748
2 - D1	21.351	38.985	13.005	1:13.341	97.14	1.737	10:28:16.089
3 - D1	21.116	40.891	13.189	1:15.196	94.74	3.592	10:29:31.285
4 - D1	20.874	38.411	13.119	1:12.404 (2)	98.40	0.800	10:30:43.689
5 - D1	21.559	41.520	13.087	1:16.166	93.54	4.562	10:31:59.855
6 - D1	20.956	38.550	12.908	1:12.414 (3)	98.38	0.810	10:33:12.269
7 - D1	20.705	38.074	12.825	1:11.604 (1)	99.50		10:34:23.873

P9 14 GTH Greystone GT		Mclaren 570S GT4					
IDEAL LAP TIME : 1:11.730		BEST LAP TIME : 1:11.763		DIFFERENCE : 0.033			
D1: Phillip CARTER		D2: Michael BROADHURST (P)					
LAP	SECTOR 1	SECTOR 2	SECTOR 3	LAP TIME	MPH	DIFF	TIME OF DAY
1 - D1	21.071	41.135	13.367	1:15.573	94.27	3.810	10:26:58.077
2 - D1	21.983	45.398	14.608	1:21.989	86.89	10.226	10:28:20.066
3 - D1	20.959	38.657	13.603	1:13.219 (3)	97.30	1.456	10:29:33.285
4 - D1	22.087	40.590	12.825	1:15.502	94.36	3.739	10:30:48.787
5 - D1	20.686	38.231	12.846	1:11.763 (1)	99.28		10:32:00.550
6 - D1	20.775	42.355	13.704	1:16.834	92.72	5.071	10:33:17.384
7 - D1	20.674	38.359	12.938	1:11.971 (2)	98.99	0.208	10:34:29.355

P10 77 GTH Greystone GT		Mclaren 570S GT4					
IDEAL LAP TIME : 1:11.615		BEST LAP TIME : 1:11.847		DIFFERENCE : 0.232			
D1: Mark HOPTON		D2: Euan HANKEY (P)					
LAP	SECTOR 1	SECTOR 2	SECTOR 3	LAP TIME	MPH	DIFF	TIME OF DAY
1 - D1	20.747	39.284	12.949	1:12.980	97.62	1.133	10:27:27.229
2 - D1	20.790	39.703	13.670	1:14.163	96.06	2.316	10:28:41.392
3 - D1	20.955	38.285	13.127	1:12.367	98.45	0.520	10:29:53.759
4 - D1	20.690	38.400	12.757	1:11.847 (1)	99.16		10:31:05.606
5 - D1	20.762	38.618	12.993	1:12.373	98.44	0.526	10:32:17.979
6 - D1	20.606	38.599	12.800	1:12.005 (2)	98.94	0.158	10:33:29.984
7 - D1	20.636	38.938	12.724	1:12.298 (3)	98.54	0.451	10:34:42.282

GT Cup Championship

SATURDAY QUALIFYING (GROUP 2) - SECTOR ANALYSIS



SECTOR 1 = FL to I1, SECTOR 2 = I1 to I2, SECTOR 3 = I2 to FL, DIFF = Difference To Personal Best Lap, P = Crossed Finish Line in Pit Lane, D = Time Disallowed

P11 26 GTH Paddock Motorsport				McLaren 570S GT4			
IDEAL LAP TIME : 1:11.916		BEST LAP TIME : 1:12.049		DIFFERENCE : 0.133			
D1: Tehmur CHOHAN		D2: Tom ROCHE (PS)					
LAP	SECTOR 1	SECTOR 2	SECTOR 3	LAP TIME	MPH	DIFF	TIME OF DAY
1 - D2	21.087	39.255	12.959	1:13.301	97.19	1.252	10:29:17.396
2 - D2	21.114	38.769	13.139	1:13.022	97.56	0.973	10:30:30.418
3 - D2	20.821	38.518	12.747	1:12.086 (2)	98.83	0.037	10:31:42.504
4 - D2	20.799	38.730	12.856	1:12.385 (3)	98.42	0.336	10:32:54.889
5 - D2	20.854	38.370	12.825	1:12.049 (1)	98.88		10:34:06.938
6 - D2	21.173	39.023	IN PIT	1:17.000 P	92.52	4.951	10:35:23.938

P12 25 GTH Paddock Motorsport				McLaren 570S GT4			
IDEAL LAP TIME : 1:12.288		BEST LAP TIME : 1:12.633		DIFFERENCE : 0.345			
D1: Kavi JUNDU		D2: Adam HATFIELD (PS)					
LAP	SECTOR 1	SECTOR 2	SECTOR 3	LAP TIME	MPH	DIFF	TIME OF DAY
1 - D1	21.522	39.321	13.084	1:13.927	96.37	1.294	10:29:39.629
2 - D1	21.069	38.816	12.944	1:12.829 (3)	97.82	0.196	10:30:52.458
3 - D1	20.815	38.832	12.986	1:12.633 (1)	98.09		10:32:05.091
4 - D1	20.627	38.717	13.365	1:12.709 (2)	97.98	0.076	10:33:17.800
5 - D1	20.960	40.036	IN PIT	1:25.753 P	83.08	13.120	10:34:43.553

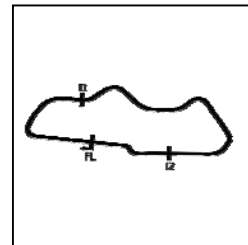
P13 30 GTH Make Happen Racing				Ginetta G55 GT4			
IDEAL LAP TIME : 1:12.918		BEST LAP TIME : 1:12.918		DIFFERENCE : 0.000			
D1: Greg EVANS		D2: Neil BURROUGHS					
LAP	SECTOR 1	SECTOR 2	SECTOR 3	LAP TIME	MPH	DIFF	TIME OF DAY
1 - D1	22.236	40.154	13.611	1:16.001	93.74	3.083	10:26:59.534
2 - D1	21.711	39.943	14.040	1:15.694 (3)	94.12	2.776	10:28:15.228
3 - D1	21.344	40.550	13.335	1:15.229 (2)	94.70	2.311	10:29:30.457
4 - D1	21.089	38.762	13.067	1:12.918 (1)	97.70		10:30:43.375
5 - D1	21.358	40.263	IN PIT	1:18.926 P	90.26	6.008	10:32:02.301

P14 57 GTH Vector Racing				Aston Martin GT4			
IDEAL LAP TIME : 1:12.723		BEST LAP TIME : 1:13.281		DIFFERENCE : 0.558			
D1: Peter JACKSON							
LAP	SECTOR 1	SECTOR 2	SECTOR 3	LAP TIME	MPH	DIFF	TIME OF DAY
1 - D1	24.486	46.833	15.328	1:26.647	82.22	13.366	10:27:32.175
2 - D1	22.676	40.964	13.820	1:17.460	91.97	4.179	10:28:49.635
3 - D1	21.672	40.501	13.435	1:15.608 (3)	94.23	2.327	10:30:05.243
4 - D1	21.186	39.008	13.087	1:13.281 (1)	97.22		10:31:18.524
5 - D1	21.108	39.854	12.904	1:13.866 (2)	96.45	0.585	10:32:32.390
6 - D1	20.811	39.408	IN PIT	2:08.579 P	55.41	55.298	10:34:40.969

P15 80 GTH Greystone GT				McLaren 570S GT4			
IDEAL LAP TIME : 1:14.968		BEST LAP TIME : 1:15.175		DIFFERENCE : 0.207			
D1: Ron TRENKA		D2: Jon LANCASTER (P)					
LAP	SECTOR 1	SECTOR 2	SECTOR 3	LAP TIME	MPH	DIFF	TIME OF DAY
1 - D1	22.466	41.387	13.349	1:17.202	92.28	2.027	10:26:57.606
2 - D1	21.855	41.103	14.374	1:17.332	92.13	2.157	10:28:14.938
3 - D1	21.349	43.130	13.381	1:17.860	91.50	2.685	10:29:32.798
4 - D1	22.131	42.024	13.375	1:17.530	91.89	2.355	10:30:50.328
5 - D1	21.726	41.223	13.551	1:16.500 (3)	93.13	1.325	10:32:06.828
6 - D1	21.442	40.920	13.464	1:15.826 (2)	93.96	0.651	10:33:22.654
7 - D1	21.429	40.270	13.476	1:15.175 (1)	94.77		10:34:37.829

GT Cup Championship

SATURDAY QUALIFYING (GROUP 2) - SECTOR ANALYSIS



SECTOR 1 = FL to I1, SECTOR 2 = I1 to I2, SECTOR 3 = I2 to FL, DIFF = Difference To Personal Best Lap, P = Crossed Finish Line in Pit Lane, D = Time Disallowed

P16 91 GTH 24-7 Motorsport				Audi R8 LMS GT4			
IDEAL LAP TIME : 1:17.654		BEST LAP TIME : 1:17.802		DIFFERENCE : 0.148			
D1: David FRANKLAND		D2: Adriano MEDEIROS (P)					
LAP	SECTOR 1	SECTOR 2	SECTOR 3	LAP TIME	MPH	DIFF	TIME OF DAY
1 - D1	24.131	45.036	15.130	1:24.297	84.51	6.495	10:28:45.933
2 - D1	23.265	43.405	14.762	1:21.432 (3)	87.49	3.630	10:30:07.365
3 - D1	22.410	42.699	15.483	1:20.592 (2)	88.40	2.790	10:31:27.957
4 - D1	22.330	42.250	14.534	1:19.114 D	90.05	1.312	10:32:47.071
5 - D1	22.612	42.572	14.479	1:19.663 D	89.43	1.861	10:34:06.734
6 - D1	22.478	40.977	14.347	1:17.802 (1)	91.57		10:35:24.536

GT Cup Championship

SATURDAY QUALIFYING (GROUP 2) - BEST SECTORS

SECTOR 1				SECTOR 2				SECTOR 3				IDEAL / BEST COMPARISON			
POS	NO	NAME	TIME	NO	NAME	TIME	NO	NAME	TIME	POS	NO	NAME	IDEAL	BEST	DIFF
										PERFECT LAP		1:09.798			
1	17	Orange Racing powered by JMH	20.182	50	Valluga Racing	37.241	50	Valluga Racing	12.375	1	50	Valluga Racing	1:09.886	1:09.886	0.000
2	50	Valluga Racing	20.270	69	Make Happen Racing	37.488	51	Valluga Racing	12.449	2	17	Orange Racing powered by JMH	1:10.224	1:10.432	0.208
3	69	Make Happen Racing	20.360	51	Valluga Racing	37.558	69	Make Happen Racing	12.461	3	69	Make Happen Racing	1:10.309	1:10.317	0.008
4	96	Make Happen Racing	20.369	17	Orange Racing powered by JMH	37.563	17	Orange Racing powered by JMH	12.479	4	51	Valluga Racing	1:10.501	1:10.774	0.273
5	52	Valluga Racing	20.383	96	Make Happen Racing	37.630	52	Valluga Racing	12.518	5	52	Valluga Racing	1:10.774	1:10.822	0.048
6	51	Valluga Racing	20.494	52	Valluga Racing	37.873	78	Fox Motorsport	12.525	6	96	Make Happen Racing	1:10.816	1:10.913	0.097
7	78	Fox Motorsport	20.516	78	Fox Motorsport	38.019	77	Greystone GT	12.724	7	78	Fox Motorsport	1:11.060	1:11.098	0.038
8	77	Greystone GT	20.606	39	Track Focused	38.074	26	Paddock Motorsport	12.747	8	39	Track Focused	1:11.604	1:11.604	0.000
9	25	Paddock Motorsport	20.627	14	Greystone GT	38.231	96	Make Happen Racing	12.817	9	77	Greystone GT	1:11.615	1:11.847	0.232
10	14	Greystone GT	20.674	77	Greystone GT	38.285	39	Track Focused	12.825	10	14	Greystone GT	1:11.730	1:11.763	0.033
11	39	Track Focused	20.705	26	Paddock Motorsport	38.370	14	Greystone GT	12.825	11	26	Paddock Motorsport	1:11.916	1:12.049	0.133
12	26	Paddock Motorsport	20.799	25	Paddock Motorsport	38.717	57	Vector Racing	12.904	12	25	Paddock Motorsport	1:12.288	1:12.633	0.345
13	57	Vector Racing	20.811	30	Make Happen Racing	38.762	25	Paddock Motorsport	12.944	13	57	Vector Racing	1:12.723	1:13.281	0.558
14	30	Make Happen Racing	21.089	57	Vector Racing	39.008	30	Make Happen Racing	13.067	14	30	Make Happen Racing	1:12.918	1:12.918	0.000
15	80	Greystone GT	21.349	80	Greystone GT	40.270	80	Greystone GT	13.349	15	80	Greystone GT	1:14.968	1:15.175	0.207
16	91	24-7 Motorsport	22.330	91	24-7 Motorsport	40.977	91	24-7 Motorsport	14.347	16	91	24-7 Motorsport	1:17.654	1:17.802	0.148

GT Cup Championship

SATURDAY QUALIFYING (GROUP 2) - STATISTICS

Competitors Started	16
Planned Start	2022-04-09 @ 10:10:00.000
Actual Start	2022-04-09 @ 10:24:09.676
Finish Time	2022-04-09 @ 10:34:10.922
Track Length	1.9790mi.
Total Laps	103
Total Distance Covered	203.8439mi.

Session Fastest Lap History

NO	NAME	LAP TIME	TIME OF DAY	LAP	VEHICLE
69	Make Happen Racing	1:10.928	10:26:35.973	1	Mercedes AMG GT4
50	Valluga Racing	1:09.886	10:26:45.206	1	Porsche Cayman 718 RS Clubsport

Flag History


TYPE	TIME OF DAY
GREEN	10:24:09.676
FINISH	10:34:10.922

Flag Statistics

TYPE	COUNT	TOTAL LAPS	TOTAL TIME
Green	1	8	12:53.379
Red	0	0	0.000
Safety Car	0	0	0.000
FCY	0	0	0.000

GT Cup Championship

RACE 1 - GRID (25 minutes)

ROW 18	35	8	Abba Racing	36	56	FF Corse
ROW 17	33	80	Greystone GT	34	91	24-7 Motorsport
ROW 16	31	30	Make Happen Racing	32	57	Vector Racing
ROW 15	29	26	Paddock Motorsport	30	25	Paddock Motorsport
ROW 14	27	14	Greystone GT	28	77	Greystone GT
ROW 13	25	78	Fox Motorsport	26	39	Track Focused
ROW 12	23	52	Valluga Racing	24	96	Make Happen Racing
ROW 11	21	17	Orange Racing powered by JMH	22	51	Valluga Racing
ROW 10	19	69	Make Happen Racing	20	3	Topcats Racing
ROW 9	17	6	Century Motorsport	18	50	Valluga Racing
ROW 8	15	38	Simpson Motorsport	16	9	Topcats Racing
ROW 7	13	28	SB Race Engineering	14	10	Motus One/Team Hard
ROW 6	11	44	Paddock Motorsport	12	247	Racelab
ROW 5	9	4	Tecserve	10	13	Team Webb
ROW 4	7	7	Raw Motorsport	8	61	Scott Sport
ROW 3	5	23	Greystone GT	6	33	G-Cat Racing
ROW 2	3	66	Enduro Motorsport	4	11	Ram Racing
ROW 1	1	16	Ram Racing	2	67	Orange Racing powered by JMH
Pole						
						

Donington Park National: 1.9790 miles

These results are provisional until the conclusion of any judicial and technical matters.

Clerk Of Course : Simon Gnana-Pragasam

Stewards :

Timekeeper : Nick Palmer

GT Cup Championship

RACE 1 - CLASSIFICATION

POS	NO	CL	PIC	TEAM / DRIVERS	CAR	LAPS	TIME	GAP	DIFF	MPH	BEST	ON
1	16	GT3	1	Ram Racing Ian LOGGIE	Mercedes AMG GT3	23	25:31.388			106.91	1:04.938	7
2	66	GT3	2	Enduro Motorsport Mogan TILLBROOK / Marcus CLUTTON (P)	Mclaren 720S GT3	23	25:32.368	0.980	0.980	106.84	1:05.013	8
3	7	GTO	1	Raw Motorsport Steve BURGESS / Ben DIMMACK	Radical RXC	23	25:39.449	8.061	7.081	106.35	1:05.416	6
4	67	GT3	3	Orange Racing powered by JMH Simon ORANGE / Michael O BRIEN (P)	Mclaren 720S GT3	23	25:47.717	16.329	8.268	105.78	1:05.186	8
5	23	GT3	4	Greystone GT Ian CAMPBELL / Olli WEBB (P)	Mclaren 720S GT3	23	25:55.395	24.007	7.678	105.26	1:05.828	5
6	11 *	GT3	5	Ram Racing Mike PRICE / Callum MACLEOD (P)	Mercedes AMG GT3	23	26:09.800	38.412	14.405	104.30	1:05.523	8
7	8	GT3	6	Abba Racing Richard NEARY / Sam NEARY (P)	Mercedes AMG GT3	23	26:10.696	39.308	0.896	104.24	1:04.746	7
8	61 *	GT3	7	Scott Sport John DHILLON / Andrea AMICI (P)	Lamborghini Huracan GT3	23	26:16.314	44.926	5.618	103.86	1:06.512	5
9	33	GT3	8	G-Cat Racing Shamus JENNINGS / Greg CATON (PS)	Porsche 911 GTR GT3	23	26:22.841	51.453	6.527	103.44	1:07.221	12
10	4	GT3	9	Tecserve Grahame TILLEY / Will TREGURTHA (P)	Mercedes AMG GT3	23	26:30.296	58.908	7.455	102.95	1:07.319	12
11	28	GTO	2	SB Race Engineering Paul BAILEY / Ross WYLIE (P)	Mclaren MP4-12C Cam Am	22	25:33.667	1 Lap	1 Lap	102.11	1:07.984	20
12	247	GTC	1	Racelab Lucky KHERA / David MCDONALD (P)	Ferrari Challenge 488	22	25:37.616	1 Lap	3.949	101.84	1:08.013	4
13	13	GTC	2	Team Webb James WEBB / Tom WEBB	Lamborghini Super Trofeo	22	25:54.180	1 Lap	16.564	100.76	1:08.308	4
14	44	GT3	10	Paddock Motorsport Steve RUSTON / John WHITEHOUSE	Mclaren 720S GT3	22	25:56.080	1 Lap	1.900	100.64	1:07.535	15
15	9	GTC	3	Topcats Racing Warren GILBERT / Jensen LUNN	Lamborghini Super Trofeo	22	26:08.912	1 Lap	12.832	99.81	1:09.035	5
16	10	GTC	4	Motus One/Team Hard Chris MURPHY / James TAYLOR	Porsche 991.2	22	26:09.505	1 Lap	0.593	99.78	1:09.219	12
17	3	GTC	5	Topcats Racing Charlotte GILBERT / Charlotte BIRCH	Lamborghini Super Trofeo	22	26:14.445	1 Lap	4.940	99.46	1:09.644	19
18	69	GTH	1	Make Happen Racing Stephen WALTON / Chris HART	Mercedes AMG GT4	22	26:27.810	1 Lap	13.365	98.62	1:11.044	5
19	50	GTH	2	Valluga Racing James WALLIS / Sam MAHER-LOUGHNAN (P)	Porsche Cayman 718 RS Clubsport	22	26:28.155	1 Lap	0.345	98.60	1:10.550	9
20	17	GTH	3	Orange Racing powered by JMH Russell LINDSAY / Patrick COLLINS	Mclaren 570S GT4	22	26:29.809	1 Lap	1.654	98.50	1:11.198	6
21	51 *	GTH	4	Valluga Racing Neil MACLENNAN / Cameron FENTON	Porsche Cayman Clubsport GT4	22	26:36.502	1 Lap	6.693	98.09	1:11.001	16
22	6	GTC	6	Century Motorsport Alex STEVENSON / James KELLET (P)	Ginetta G56 Supercup	21	25:39.128	2 Laps	1 Lap	97.12	1:10.082	9
23	52	GTH	5	Valluga Racing Chris BATES / Darren BURKE (P)	Porsche Cayman Clubsport GT4	21	25:42.254	2 Laps	3.126	96.92	1:11.622	9
24	26	GTH	6	Paddock Motorsport Tehmur CHOHAN / Tom ROCHE (PS)	Mclaren 570S GT4	21	25:49.220	2 Laps	6.966	96.48	1:11.854	6
25	78	GTH	7	Fox Motorsport Tim DOCKER / Jordan ALBERT (P)	Mclaren 570S GT4	21	25:49.570	2 Laps	0.350	96.46	1:11.801	9
26	39	GTH	8	Track Focused Darren KELL / James KELL (PS)	Mercedes AMG GT4	21	25:53.228	2 Laps	3.658	96.23	1:12.294	3
27	96	GTH	9	Make Happen Racing Jon CURRIE	Mercedes AMG GT4	21	25:54.945	2 Laps	1.717	96.13	1:11.932	8
28	77	GTH	10	Greystone GT Mark HOPTON / Euan HANKEY (P)	Mclaren 570S GT4	21	25:55.537	2 Laps	0.592	96.09	1:12.048	13
29	25	GTH	11	Paddock Motorsport Kavi JUNDU / Adam HATFIELD (PS)	Mclaren 570S GT4	21	25:56.808	2 Laps	1.271	96.01	1:12.450	6
30	14	GTH	12	Greystone GT Phillip CARTER / Michael BROADHURST (P)	Mclaren 570S GT4	21	26:01.173	2 Laps	4.365	95.74	1:12.538	4
31	57 *	GTH	13	Vector Racing Peter JACKSON	Aston Martin GT4	21	26:23.261	2 Laps	22.088	94.41	1:12.547	4
32	38	GTO	3	Simpson Motorsport Sacha KAKAD / James KAYE (PS)	Marc 11 V8	20	25:44.545	3 Laps	1 Lap	92.16	1:09.038	6
33	80	GTH	14	Greystone GT Ron TRENKA / Jon LANCASTER (P)	Mclaren 570S GT4	20	26:08.049	3 Laps	23.504	90.78	1:15.698	10
34	91	GTH	15	24-7 Motorsport David FRANKLAND / Adriano MEDEIROS (P)	Audi R8 LMS GT4	18	25:48.514	5 Laps	2 Laps	82.72	1:16.241	5

NOT CLASSIFIED

NC	30	GTH		Make Happen Racing Greg EVANS / Neil BURROUGHS	Ginetta G55 GT4	12	16:10.700	11 Laps	6 Laps	87.93	1:12.327	9
----	----	-----	--	---	-----------------	----	-----------	---------	--------	-------	----------	---

FASTEST LAP

8	GT3	Abba Racing Richard NEARY / Sam NEARY (P)	Mercedes AMG GT3	7	1:04.746	110.03 mph	177.09 kph
7	GTO	Raw Motorsport Steve BURGESS / Ben DIMMACK	Radical RXC	6	1:05.416	108.91 mph	175.27 kph
247	GTC	Racelab Lucky KHERA / David MCDONALD (P)	Ferrari Challenge 488	4	1:08.013	104.75 mph	168.58 kph
50	GTH	Valluga Racing James WALLIS / Sam MAHER-LOUGHNAN (P)	Porsche Cayman 718 RS Clubsport	9	1:10.550	100.98 mph	162.52 kph

*Cars 51 & 61: 5 second penalty; *Cars 11 & 57: 15 second penalty - exceeding track limits.

Weather / Track : Sunny / Dry

These results are provisional until the conclusion of any judicial and technical matters.

Race Distance: 23 Laps / 45.51 miles

Donington Park National: 1.9790 miles

Start: 12:22 Flag 12:48 End: 12:52

Clerk Of Course : Simon Gnana-Pragasam

Stewards :

Timekeeper : Nick Palmer

GT Cup Championship

RACE 1 - LAP CHART

LAP 1 @ 12:23:46.221			LAP 2 @ 12:24:53.295			LAP 3 @ 12:25:59.669			LAP 4 @ 12:27:05.497			LAP 5 @ 12:28:10.767		
NO	BEHIND	LAP TIME	NO	BEHIND	LAP TIME	NO	BEHIND	LAP TIME	NO	BEHIND	LAP TIME	NO	BEHIND	LAP TIME
16		1:10.733	16		1:07.074	16		1:06.374	16		1:05.828	16		1:05.270
66	3.693	1:14.426	66	3.225	1:06.606	66	2.872	1:06.021	66	2.809	1:05.765	66	3.177	1:05.638
11	3.974	1:14.707	7	3.724	1:06.805	7	3.148	1:05.798	7	3.345	1:06.025	7	3.850	1:05.775
7	3.993	1:14.726	11	4.568	1:07.668	11	4.530	1:06.336	11	4.559	1:05.857	11	5.367	1:06.078
23	4.502	1:15.235	23	5.350	1:07.922	23	5.477	1:06.501	23	5.592	1:05.943	23	6.150	1:05.828
67	4.602	1:15.335	61	6.105	1:08.443	67	7.079	1:07.106	67	7.364	1:06.113	67	7.466	1:05.372
61	4.736	1:15.469	67	6.347	1:08.819	61	7.277	1:07.546	61	8.135	1:06.686	61	9.377	1:06.512
33	5.403	1:16.136	33	7.700	1:09.371	33	9.300	1:07.974	33	11.168	1:07.696	33	13.594	1:07.696
247	5.945	1:16.678	247	8.183	1:09.312	247	9.980	1:08.171	247	12.165	1:08.013	247	15.437	1:08.542
13	6.313	1:17.046	13	9.760	1:10.521	13	11.928	1:08.542	13	14.408	1:08.308	28	21.037	1:08.623
28	6.927	1:17.660	28	11.407	1:11.554	28	14.687	1:09.654	28	17.684	1:08.825	8	21.226	1:06.048
9	7.132	1:17.865	9	12.555	1:12.497	4	15.608	1:09.047	4	18.032	1:08.252	4	21.644	1:08.882
4	8.365	1:19.098	4	12.935	1:11.644	9	16.994	1:10.813	9	20.251	1:09.085	9	24.016	1:09.035
69	8.835	1:19.568	69	14.223	1:12.462	69	18.979	1:11.130	8	20.448	1:06.440	13	29.319	1:20.181
50	9.140	1:19.873	17	14.909	1:12.608	8	19.836	1:08.963	69	24.791	1:11.640	69	30.565	1:11.044
17	9.375	1:20.108	50	15.586	1:13.520	17	20.044	1:11.509	17	26.226	1:12.010	3	31.286	1:10.030
3	9.889	1:20.622	3	15.846	1:13.031	3	20.740	1:11.268	3	26.526	1:11.614	6	32.570	1:10.826
6	10.376	1:21.109	6	16.152	1:12.850	6	22.215	1:12.437	6	27.014	1:10.627	17	33.188	1:12.232
51	11.124	1:21.857	51	16.675	1:12.625	50	22.346	1:13.134	50	27.955	1:11.437	50	33.666	1:10.981
52	11.627	1:22.360	8	17.247	1:10.048	51	22.537	1:12.236	51	28.312	1:11.603	51	34.325	1:11.283
39	12.000	1:22.733	52	17.277	1:12.724	52	23.234	1:12.331	52	29.233	1:11.827	52	35.891	1:11.928
78	12.490	1:23.223	39	18.059	1:13.133	39	23.979	1:12.294	39	31.218	1:13.067	10	37.738	1:10.440
8	14.273	1:25.006	78	18.816	1:13.400	78	24.548	1:12.106	78	31.491	1:12.771	39	39.643	1:13.695
26	15.015	1:25.748	26	21.144	1:13.203	26	26.987	1:12.217	10	32.568	1:09.718	44	39.883	1:11.712
96	15.964	1:26.697	96	22.645	1:13.755	44	27.874	1:10.355	44	33.441	1:11.395	78	40.652	1:14.431
77	16.254	1:26.987	77	23.154	1:13.974	10	28.678	1:10.652	26	34.002	1:12.843	26	41.103	1:12.371
25	16.872	1:27.605	25	23.725	1:13.927	96	30.316	1:14.045	96	37.645	1:13.157	96	44.726	1:12.351
30	17.961	1:28.694	44	23.893	1:12.261	77	30.730	1:13.950	77	38.350	1:13.448	77	45.662	1:12.582
44	18.706	1:29.439	10	24.400	1:12.489	25	31.455	1:14.104	25	38.576	1:12.949	25	46.116	1:12.810
10	18.985	1:29.718	30	24.538	1:13.651	30	32.189	1:14.025	30	38.929	1:12.568	30	46.474	1:12.815
57	19.579	1:30.312	57	26.934	1:14.429	57	33.994	1:13.434	57	40.713	1:12.547	57	48.301	1:12.858
14	19.943	1:30.676	14	27.138	1:14.269	14	34.456	1:13.692	14	41.166	1:12.538	14	48.825	1:12.929
80	21.064	1:31.797	80	33.333	1:19.343	80	44.348	1:17.389	38	1 Lap	1:13.220	38	1 Lap	1:10.142
91	21.386	1:32.119	91	33.813	1:19.501	38	1 Lap	1:12.529	80	56.347	1:17.827			
			38	1 Lap	2:56.744	91	46.751	1:19.312	91	57.664	1:16.741			

GT Cup Championship

RACE 1 - LAP CHART

LAP 6 @ 12:29:16.708			LAP 7 @ 12:30:21.646			LAP 8 @ 12:31:26.668			LAP 9 @ 12:32:35.299			LAP 10 @ 12:33:41.463		
NO	BEHIND	LAP TIME	NO	BEHIND	LAP TIME	NO	BEHIND	LAP TIME	NO	BEHIND	LAP TIME	NO	BEHIND	LAP TIME
16		1:05.941	16		1:04.938	16		1:05.022	16		1:08.631	16		1:06.164
80	1 Lap	1:16.256	66	2.819	1:05.388	66	2.810	1:05.013	66	1.027	1:06.848	26	1 Lap	1:12.922
66	2.369	1:05.133	7	4.841	1:06.454	7	5.825	1:06.006	30	1 Lap	1:14.318	66	1.466	1:06.603
91	1 Lap	1:16.241	11	7.721	1:07.050	11	8.222	1:05.523	25	1 Lap	1:14.814	39	1 Lap	1:12.720
7	3.325	1:05.416	67	8.856	1:07.018	67	9.020	1:05.186	57	1 Lap	1:13.094	96	1 Lap	1:12.608
11	5.609	1:06.183	23	9.410	1:08.119	23	11.222	1:06.834	38	2 Laps	1:12.152	7	4.177	1:06.721
23	6.229	1:06.020	61	12.789	1:07.383	61	14.620	1:06.853	7	3.620	1:06.426	77	1 Lap	1:13.030
67	6.776	1:05.251	80	1 Lap	1:17.709	33	21.034	1:08.338	14	1 Lap	1:13.924	30	1 Lap	1:12.327
61	10.344	1:06.908	91	1 Lap	1:18.269	8	21.982	1:05.700	11	5.698	1:06.107	38	2 Laps	1:11.277
33	14.996	1:07.343	33	17.718	1:07.660	80	1 Lap	1:16.706	67	5.839	1:05.450	11	8.598	1:09.064
247	18.281	1:08.785	8	21.304	1:04.746	247	26.892	1:09.712	23	9.480	1:06.889	67	8.811	1:09.136
8	21.496	1:06.211	247	22.202	1:08.859	91	1 Lap	1:17.949	61	12.847	1:06.858	25	1 Lap	1:14.383
28	23.923	1:08.827	28	27.102	1:08.117	28	30.698	1:08.618	8	20.325	1:06.974	23	10.255	1:06.939
4	24.127	1:08.424	4	27.553	1:08.364	4	30.948	1:08.417	33	20.811	1:08.408	57	1 Lap	1:15.137
9	27.350	1:09.275	9	31.893	1:09.481	9	36.447	1:09.576	247	30.568	1:12.307	14	1 Lap	1:14.778
13	34.046	1:10.668	13	38.020	1:08.912	13	41.355	1:08.357	4	31.915	1:09.598	61	14.250	1:07.567
3	36.201	1:10.856	3	41.135	1:09.872	3	46.308	1:10.195	80	1 Lap	1:15.752	8	19.457	1:05.296
69	36.714	1:12.090	69	44.056	1:12.280	6	49.729	1:10.512	28	33.307	1:11.240	33	22.014	1:07.367
6	37.302	1:10.673	6	44.239	1:11.875	69	50.637	1:11.603	9	37.723	1:09.907	4	33.554	1:07.803
17	38.445	1:11.198	17	44.920	1:11.413	44	51.418	1:10.255	91	1 Lap	1:17.738	247	34.012	1:09.608
50	38.785	1:11.060	50	45.126	1:11.279	17	52.279	1:12.381	13	42.241	1:09.517	28	36.451	1:09.308
51	40.066	1:11.682	44	46.185	1:08.406	50	52.415	1:12.311	3	47.990	1:10.313	9	42.234	1:10.675
10	42.371	1:10.574	51	46.750	1:11.622	51	53.308	1:11.580	6	51.180	1:10.082	80	1 Lap	1:16.424
44	42.717	1:08.775	10	48.963	1:11.530	10	54.170	1:10.229	44	52.608	1:09.821	13	46.841	1:10.764
52	42.877	1:12.927	52	50.498	1:12.559	52	57.420	1:11.944	69	53.816	1:11.810	91	1 Lap	1:19.059
39	46.473	1:12.771	78	53.865	1:12.140	78	1:01.093	1:12.250	50	54.334	1:10.550	3	51.940	1:10.114
78	46.663	1:11.952	26	55.277	1:13.199	26	1:02.975	1:12.720	17	55.262	1:11.614	44	56.055	1:09.611
26	47.016	1:11.854	39	56.183	1:14.648	39	1:03.747	1:12.586	10	55.719	1:10.180	6	57.230	1:12.214
96	51.550	1:12.765	96	58.845	1:12.233	96	1:05.755	1:11.932	51	56.293	1:11.616	69	59.195	1:11.543
77	52.132	1:12.411	77	59.688	1:12.494	77	1:07.103	1:12.437	52	1:00.411	1:11.622	50	59.363	1:11.193
25	52.625	1:12.450	25	1:00.241	1:12.554				78	1:04.263	1:11.801	10	1:00.232	1:10.677
30	52.877	1:12.344	30	1:00.532	1:12.593							17	1:00.721	1:11.623
57	55.171	1:12.811	57	1:03.084	1:12.851							51	1:01.308	1:11.179
14	55.545	1:12.661	14	1:03.553	1:12.946									
38	1 Lap	1:09.244	38	1 Lap	1:09.038									

GT Cup Championship

RACE 1 - LAP CHART

LAP 11 @ 12:34:48.021			LAP 12 @ 12:35:53.693			LAP 13 @ 12:37:01.338			LAP 14 @ 12:38:08.679			LAP 15 @ 12:39:14.951		
NO	BEHIND	LAP TIME	NO	BEHIND	LAP TIME	NO	BEHIND	LAP TIME	NO	BEHIND	LAP TIME	NO	BEHIND	LAP TIME
16		1:06.558	16		1:05.672	16		1:07.645	16		1:07.341	16		1:06.272
52	1 Lap	1:12.440	51	1 Lap	1:11.720	66	2.371	1:08.627	3	1 Lap	1:12.695	66	1.355	1:06.184
66	1.097	1:06.189	66	1.389	1:05.964	69	1 Lap	1:12.083	66	1.443	1:06.413	44	1 Lap	1:09.491
7	3.942	1:06.323	7	4.235	1:05.965	50	1 Lap	1:11.870	7	4.372	1:07.582	7	4.722	1:06.622
78	1 Lap	1:13.967	52	1 Lap	1:12.702	17	1 Lap	1:11.569	10	1 Lap	1:12.952	3	1 Lap	1:11.545
26	1 Lap	1:12.383	78	1 Lap	1:12.233	7	4.131	1:07.541	6	1 Lap	1:14.723	10	1 Lap	1:10.171
39	1 Lap	1:13.075	67	12.828	1:07.638	51	1 Lap	1:12.287	80	2 Laps	1:19.934	6	1 Lap	1:10.878
96	1 Lap	1:12.833	11	13.960	1:08.639	91	2 Laps	1:19.497	69	1 Lap	1:12.105	67	12.776	1:08.475
67	10.862	1:08.609	23	14.379	1:07.723	52	1 Lap	1:11.869	50	1 Lap	1:11.994	69	1 Lap	1:12.158
11	10.993	1:08.953	26	1 Lap	1:13.140	67	11.922	1:06.739	17	1 Lap	1:12.046	50	1 Lap	1:12.189
77	1 Lap	1:12.991	39	1 Lap	1:13.378	11	13.772	1:07.457	51	1 Lap	1:11.794	17	1 Lap	1:12.104
23	12.328	1:08.631	96	1 Lap	1:13.300	23	14.676	1:07.942	67	10.573	1:05.992	11	15.165	1:07.512
38	2 Laps	1:12.025	38	2 Laps	1:10.494	78	1 Lap	1:14.064	11	13.925	1:07.494	23	15.984	1:07.506
30	1 Lap	1:13.481	77	1 Lap	1:13.154	26	1 Lap	1:12.708	23	14.750	1:07.415	51	1 Lap	1:14.446
25	1 Lap	1:13.202	61	19.875	1:09.123	8	20.693	1:08.272	52	1 Lap	1:14.530	80	2 Laps	1:19.135
61	16.424	1:08.732	8	20.066	1:07.261	39	1 Lap	1:13.796	8	21.386	1:08.034	8	21.246	1:06.132
57	1 Lap	1:13.143	30	1 Lap	1:14.814	38	2 Laps	1:11.638	91	2 Laps	1:20.618	52	1 Lap	1:12.449
8	18.477	1:05.578	25	1 Lap	1:13.011	61	23.035	1:10.805	78	1 Lap	1:12.568	61	28.112	1:08.615
14	1 Lap	1:13.541	33	24.348	1:07.221	96	1 Lap	1:13.659	26	1 Lap	1:13.269	38	2 Laps	1:11.547
33	22.799	1:07.343	57	1 Lap	1:13.160	33	26.005	1:09.302	61	25.769	1:10.075	33	32.258	1:11.542
4	34.395	1:07.399	14	1 Lap	1:12.573	77	1 Lap	1:14.651	38	2 Laps	1:11.112	26	1 Lap	1:14.760
247	36.532	1:09.078	4	36.042	1:07.319	25	1 Lap	1:13.165	33	26.988	1:08.324	78	1 Lap	1:16.779
28	38.142	1:08.249	247	39.453	1:08.593	57	1 Lap	1:12.936	39	1 Lap	1:13.997	39	1 Lap	1:12.475
9	46.389	1:10.713	28	40.472	1:08.002	14	1 Lap	1:12.648	96	1 Lap	1:13.013	96	1 Lap	1:13.206
13	50.650	1:10.367	9	50.768	1:10.051	4	36.140	1:07.743	77	1 Lap	1:12.048	77	1 Lap	1:13.031
80	1 Lap	1:15.698	13	54.201	1:09.223	247	40.666	1:08.858	25	1 Lap	1:12.796	4	39.516	1:09.003
3	58.323	1:12.941	80	1 Lap	1:15.878	28	41.326	1:08.499	4	36.785	1:07.986	91	2 Laps	1:25.498 P
44	58.894	1:09.397	3	1:03.280	1:10.629	9	53.527	1:10.404	30	2 Laps	2:29.070 P	25	1 Lap	1:13.045
6	1:02.082	1:11.410	44	1:03.554	1:10.332	13	55.556	1:09.000	57	1 Lap	1:14.153	57	1 Lap	1:14.240
91	1 Lap	1:17.842	6	1:07.068	1:10.658	44	1:06.109	1:10.200	14	1 Lap	1:14.086	28	45.789	1:09.042
10	1:03.795	1:10.121	10	1:07.342	1:09.219				28	43.019	1:09.034	14	1 Lap	1:14.361
69	1:04.267	1:11.630							247	44.010	1:10.685	247	46.204	1:08.466
50	1:04.777	1:11.972							9	55.802	1:09.616	9	59.853	1:10.323
17	1:05.442	1:11.279							13	57.331	1:09.116	13	59.872	1:08.813

GT Cup Championship

RACE 1 - LAP CHART

LAP 16 @ 12:40:20.112			LAP 17 @ 12:41:25.996			LAP 18 @ 12:42:31.432			LAP 19 @ 12:43:37.202			LAP 20 @ 12:44:45.316		
NO	BEHIND	LAP TIME	NO	BEHIND	LAP TIME	NO	BEHIND	LAP TIME	NO	BEHIND	LAP TIME	NO	BEHIND	LAP TIME
16		1:05.161	16		1:05.884	16		1:05.436	16		1:05.770	16		1:08.114
66	1.694	1:05.500	9	1 Lap	1:11.669	66	1.987	1:06.278	66	2.440	1:06.223	66	2.970	1:08.644
44	1 Lap	1:07.535	66	1.145	1:05.335	13	1 Lap	1:10.112	14	2 Laps	1:13.810	39	2 Laps	1:14.783
7	5.207	1:05.646	7	5.488	1:06.165	9	1 Lap	1:10.451	57	2 Laps	1:14.427	96	2 Laps	1:15.272
3	1 Lap	1:10.964	44	1 Lap	1:08.266	7	6.520	1:06.468	7	7.617	1:06.867	77	2 Laps	1:15.121
67	14.217	1:06.602	67	15.551	1:07.218	44	1 Lap	1:07.645	13	1 Lap	1:09.840	25	2 Laps	1:14.055
10	1 Lap	1:10.945	3	1 Lap	1:12.214	67	16.222	1:06.107	44	1 Lap	1:08.475	7	6.845	1:07.342
11	18.131	1:08.127	11	18.761	1:06.514	11	20.402	1:07.077	67	16.155	1:05.703	80	3 Laps	1:19.569
23	19.030	1:08.207	10	1 Lap	1:10.249	23	21.475	1:07.183	9	1 Lap	1:20.776	14	2 Laps	1:12.751
69	1 Lap	1:11.836	23	19.728	1:06.582	8	23.860	1:06.745	11	21.267	1:06.635	13	1 Lap	1:09.772
50	1 Lap	1:13.283	8	22.551	1:06.049	91	4 Laps	3:00.031	23	22.117	1:06.412	44	1 Lap	1:08.688
8	22.386	1:06.301	69	1 Lap	1:11.829	10	1 Lap	1:10.745	10	1 Lap	1:10.030	57	2 Laps	1:15.854
17	1 Lap	1:14.190	50	1 Lap	1:11.218	3	1 Lap	1:12.963	3	1 Lap	1:11.311	67	13.395	1:05.354
51	1 Lap	1:11.896	17	1 Lap	1:11.413	69	1 Lap	1:11.574	61	37.852	1:08.338	11	19.736	1:06.583
61	30.847	1:07.896	51	1 Lap	1:11.001	50	1 Lap	1:10.895	69	1 Lap	1:11.924	23	20.475	1:06.472
6	1 Lap	1:26.877	61	32.487	1:07.524	17	1 Lap	1:11.687	50	1 Lap	1:12.056	9	1 Lap	1:14.641
80	2 Laps	1:18.489	33	41.292	1:10.822	61	35.284	1:08.233	17	1 Lap	1:11.649	10	1 Lap	1:09.545
52	1 Lap	1:14.327	52	1 Lap	1:13.929	51	1 Lap	1:11.471	91	4 Laps	1:22.360	3	1 Lap	1:09.644
38	2 Laps	1:09.347	6	1 Lap	1:17.696	33	43.110	1:07.254	51	1 Lap	1:11.450	61	37.151	1:07.413
33	36.354	1:09.257	38	2 Laps	1:15.194	52	1 Lap	1:11.987	8	43.032	1:24.942	69	1 Lap	1:11.511
26	1 Lap	1:13.127	4	47.317	1:10.124	38	2 Laps	1:09.360	33	45.136	1:07.796	50	1 Lap	1:11.217
78	1 Lap	1:13.021	80	2 Laps	1:21.015	4	50.668	1:08.787	38	2 Laps	1:09.997	8	42.549	1:07.631
4	43.077	1:08.722	26	1 Lap	1:13.577	6	1 Lap	1:13.431	4	53.546	1:08.648	17	1 Lap	1:11.798
39	1 Lap	1:13.526	78	1 Lap	1:13.529	26	1 Lap	1:15.219	52	1 Lap	1:14.187	51	1 Lap	1:11.902
96	1 Lap	1:13.269	39	1 Lap	1:13.285	28	1:00.098	1:13.210	6	1 Lap	1:11.074	33	46.561	1:09.539
77	1 Lap	1:12.830	96	1 Lap	1:13.068	247	1:00.874	1:13.410	28	1:03.010	1:08.682	91	4 Laps	1:20.791
28	49.448	1:08.820	77	1 Lap	1:12.204	78	1 Lap	1:16.909	247	1:04.785	1:09.681	4	56.015	1:10.583
247	49.962	1:08.919	28	52.324	1:08.760	80	2 Laps	1:18.549	26	1 Lap	1:14.175	38	2 Laps	1:11.282
25	1 Lap	1:14.237	247	52.900	1:08.822	39	1 Lap	1:17.001	78	1 Lap	1:12.538	6	1 Lap	1:11.730
57	1 Lap	1:13.498	25	1 Lap	1:12.602	96	1 Lap	1:16.479				28	1:02.880	1:07.984
14	1 Lap	1:13.500	14	1 Lap	1:12.949	77	1 Lap	1:16.498				52	1 Lap	1:14.865
13	1:05.354	1:10.643	57	1 Lap	1:14.129	25	1 Lap	1:12.660				247	1:05.037	1:08.366

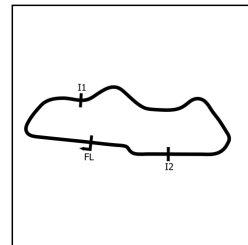
GT Cup Championship

RACE 1 - LAP CHART

LAP 21 @ 12:45:50.883			LAP 22 @ 12:47:00.224			LAP 23 @ 12:48:06.876		
NO	BEHIND	LAP TIME	NO	BEHIND	LAP TIME	NO	BEHIND	LAP TIME
16		1:05.567	16		1:09.341	16		1:06.652
66	3.398	1:05.995	91	5 Laps	1:21.279	66	0.980	1:06.917
26	2 Laps	1:13.329	66	0.715	1:06.658	28	1 Lap	1:10.991
78	2 Laps	1:13.649	247	1 Lap	1:12.203	247	1 Lap	1:10.548
7	9.594	1:08.316	52	2 Laps	1:14.429	6	2 Laps	1:14.408
39	2 Laps	1:13.615	7	7.486	1:07.233	7	8.061	1:07.227
96	2 Laps	1:13.534	26	2 Laps	1:12.745	52	2 Laps	1:14.318
77	2 Laps	1:13.825	78	2 Laps	1:12.591	38	3 Laps	1:26.721
25	2 Laps	1:13.657	67	14.795	1:08.217	67	16.329	1:08.186
67	15.919	1:08.091	39	2 Laps	1:13.156	91	5 Laps	1:23.669
13	1 Lap	1:12.996	96	2 Laps	1:13.648	26	2 Laps	1:13.711
44	1 Lap	1:11.546	77	2 Laps	1:13.583	78	2 Laps	1:13.648
80	3 Laps	1:16.149	25	2 Laps	1:13.529	39	2 Laps	1:13.494
14	2 Laps	1:15.811	13	1 Lap	1:09.409	13	1 Lap	1:12.073
11	21.561	1:07.392	44	1 Lap	1:08.810	11	23.412	1:09.343
23	21.690	1:06.782	11	20.721	1:08.501	96	2 Laps	1:14.121
57	2 Laps	1:17.506	23	21.268	1:08.919	23	24.007	1:09.391
9	1 Lap	1:12.310	14	2 Laps	1:13.816	77	2 Laps	1:14.288
10	1 Lap	1:09.667	80	3 Laps	1:18.677	44	1 Lap	1:13.665
3	1 Lap	1:10.039	57	2 Laps	1:13.286	25	2 Laps	1:15.253
61	39.025	1:07.441	9	1 Lap	1:09.981	14	2 Laps	1:12.914
8	43.112	1:06.130	10	1 Lap	1:09.842	80	3 Laps	1:15.753
69	1 Lap	1:11.847	61	38.156	1:08.472	57	2 Laps	1:14.456
50	1 Lap	1:11.825	3	1 Lap	1:10.623	9	1 Lap	1:09.768
33	49.277	1:08.283	8	39.495	1:05.724	10	1 Lap	1:09.812
17	1 Lap	1:11.899	33	50.462	1:10.526	8	39.308	1:06.465
51	1 Lap	1:11.991	69	1 Lap	1:12.657	61	39.926	1:08.422
4	59.050	1:08.602	50	1 Lap	1:12.864	3	1 Lap	1:10.962
38	2 Laps	1:11.482	17	1 Lap	1:11.633	33	51.453	1:07.643
28	1:07.281	1:09.968	51	1 Lap	1:11.947	69	1 Lap	1:11.486
6	1 Lap	1:13.038	4	57.513	1:07.804	50	1 Lap	1:11.434
						17	1 Lap	1:11.846
						4	58.908	1:08.047
						51	1 Lap	1:12.314

GT Cup Championship

RACE 1 - SECTOR ANALYSIS



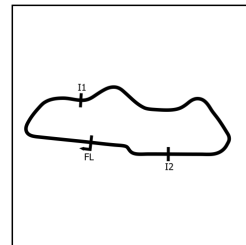
SECTOR 1 = FL to I1, SECTOR 2 = I1 to I2, SECTOR 3 = I2 to FL, DIFF = Difference To Personal Best Lap, P = Crossed Finish Line in Pit Lane, D = Time Disallowed

P1 16 GT3 Ram Racing			Mercedes AMG GT3				
IDEAL LAP TIME : 1:04.697		BEST LAP TIME : 1:04.938		DIFFERENCE : 0.241			
D1: Ian LOGGIE							
LAP	SECTOR 1	SECTOR 2	SECTOR 3	LAP TIME	MPH	DIFF	TIME OF DAY
1 - D1		36.303	12.432	1:10.733	100.72	5.795	12:23:46.221
2 - D1	19.199	35.528	12.347	1:07.074	106.22	2.136	12:24:53.295
3 - D1	19.031	35.127	12.216	1:06.374	107.34	1.436	12:25:59.669
4 - D1	19.005	34.763	12.060	1:05.828	108.23	0.890	12:27:05.497
5 - D1	18.659	34.685	11.926	1:05.270	109.15	0.332	12:28:10.767
6 - D1	18.830	34.992	12.119	1:05.941	108.04	1.003	12:29:16.708
7 - D1	18.788	34.534	11.616	1:04.938 (1)	109.71		12:30:21.646
8 - D1	18.607	34.474	11.941	1:05.022 (2)	109.57	0.084	12:31:26.668
9 - D1	19.587	35.676	13.368	1:08.631	103.81	3.693	12:32:35.299
10 - D1	18.952	35.320	11.892	1:06.164	107.68	1.226	12:33:41.463
11 - D1	19.375	35.155	12.028	1:06.558	107.04	1.620	12:34:48.021
12 - D1	18.876	34.850	11.946	1:05.672	108.48	0.734	12:35:53.693
13 - D1	19.543	36.235	11.867	1:07.645	105.32	2.707	12:37:01.338
14 - D1	19.133	35.613	12.595	1:07.341	105.79	2.403	12:38:08.679
15 - D1	18.863	35.462	11.947	1:06.272	107.50	1.334	12:39:14.951
16 - D1	18.692	34.718	11.751	1:05.161 (3)	109.33	0.223	12:40:20.112
17 - D1	18.726	34.564	12.594	1:05.884	108.13	0.946	12:41:25.996
18 - D1	18.932	34.641	11.863	1:05.436	108.87	0.498	12:42:31.432
19 - D1	18.791	35.224	11.755	1:05.770	108.32	0.832	12:43:37.202
20 - D1	19.241	37.002	11.871	1:08.114	104.59	3.176	12:44:45.316
21 - D1	18.953	34.903	11.711	1:05.567	108.66	0.629	12:45:50.883
22 - D1	19.525	37.919	11.897	1:09.341	102.74	4.403	12:47:00.224
23 - D1	18.967	35.782	11.903	1:06.652	106.89	1.714	12:48:06.876

P2 66 GT3 Enduro Motorsport			Mclaren 720S GT3				
IDEAL LAP TIME : 1:04.645			BEST LAP TIME : 1:05.013		DIFFERENCE : 0.368		
D1: Mogan TILLBROOK			D2: Marcus CLUTTON (P)				
LAP	SECTOR 1	SECTOR 2	SECTOR 3	LAP TIME	MPH	DIFF	TIME OF DAY
1 - D1		38.318	13.721	1:14.426	95.72	9.413	12:23:49.914
2 - D1	19.183	35.220	12.203	1:06.606	106.96	1.593	12:24:56.520
3 - D1	19.015	34.981	12.025	1:06.021	107.91	1.008	12:26:02.541
4 - D1	19.126	34.764	11.875	1:05.765	108.33	0.752	12:27:08.306
5 - D1	18.904	34.814	11.920	1:05.638	108.54	0.625	12:28:13.944
6 - D1	18.797	34.298	12.038	1:05.133 (2)	109.38	0.120	12:29:19.077
7 - D1	19.034	34.709	11.645	1:05.388	108.95	0.375	12:30:24.465
8 - D1	18.702	34.592	11.719	1:05.013 (1)	109.58		12:31:29.478
9 - D1	18.820	36.213	11.815	1:06.848	106.57	1.835	12:32:36.326
10 - D1	18.811	35.670	12.122	1:06.603	106.97	1.590	12:33:42.929
11 - D1	18.860	35.385	11.944	1:06.189	107.64	1.176	12:34:49.118
12 - D1	19.143	35.020	11.801	1:05.964	108.00	0.951	12:35:55.082
13 - D1	19.066	37.513	12.048	1:08.627	103.81	3.614	12:37:03.709
14 - D1	18.769	35.894	11.750	1:06.413	107.27	1.400	12:38:10.122
15 - D1	19.182	35.119	11.883	1:06.184	107.64	1.171	12:39:16.306
16 - D1	18.789	34.886	11.825	1:05.500	108.77	0.487	12:40:21.806
17 - D1	18.743	34.609	11.983	1:05.335 (3)	109.04	0.322	12:41:27.141
18 - D1	19.108	35.397	11.773	1:06.278	107.49	1.265	12:42:33.419
19 - D1	18.817	35.661	11.745	1:06.223	107.58	1.210	12:43:39.642
20 - D1	18.812	37.267	12.565	1:08.644	103.79	3.631	12:44:48.286
21 - D1	18.956	35.358	11.681	1:05.995	107.95	0.982	12:45:54.281
22 - D1	18.747	35.882	12.029	1:06.658	106.88	1.645	12:47:00.939
23 - D1	19.394	35.818	11.705	1:06.917	106.46	1.904	12:48:07.856

GT Cup Championship

RACE 1 - SECTOR ANALYSIS



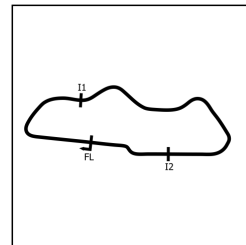
SECTOR 1 = FL to I1, SECTOR 2 = I1 to I2, SECTOR 3 = I2 to FL, DIFF = Difference To Personal Best Lap, P = Crossed Finish Line in Pit Lane, D = Time Disallowed

P3 7 GTO Raw Motorsport				Radical RXC			
IDEAL LAP TIME : 1:05.255		BEST LAP TIME : 1:05.416		DIFFERENCE : 0.161			
D1: Steve BURGESS		D2: Ben DIMMACK					
LAP	SECTOR 1	SECTOR 2	SECTOR 3	LAP TIME	MPH	DIFF	TIME OF DAY
1 - D1		37.464	13.541	1:14.726	95.34	9.310	12:23:50.214
2 - D1	19.623	35.241	11.941	1:06.805	106.64	1.389	12:24:57.019
3 - D1	19.044	34.983	11.771	1:05.798	108.28	0.382	12:26:02.817
4 - D1	19.199	34.938	11.888	1:06.025	107.90	0.609	12:27:08.842
5 - D1	18.862	34.964	11.949	1:05.775 (3)	108.31	0.359	12:28:14.617
6 - D1	18.607	35.030	11.779	1:05.416 (1)	108.91		12:29:20.033
7 - D1	19.407	35.269	11.778	1:06.454	107.21	1.038	12:30:26.487
8 - D1	18.647	35.493	11.866	1:06.006	107.93	0.590	12:31:32.493
9 - D1	18.762	35.391	12.273	1:06.426	107.25	1.010	12:32:38.919
10 - D1	19.336	35.675	11.710	1:06.721	106.78	1.305	12:33:45.640
11 - D1	18.900	35.656	11.767	1:06.323	107.42	0.907	12:34:51.963
12 - D1	18.641	35.333	11.991	1:05.965	108.00	0.549	12:35:57.928
13 - D1	18.883	36.503	12.155	1:07.541	105.48	2.125	12:37:05.469
14 - D1	19.393	36.034	12.155	1:07.582	105.42	2.166	12:38:13.051
15 - D1	18.860	35.867	11.895	1:06.622	106.94	1.206	12:39:19.673
16 - D1	18.662	35.187	11.797	1:05.646 (2)	108.53	0.230	12:40:25.319
17 - D1	18.834	35.602	11.729	1:06.165	107.67	0.749	12:41:31.484
18 - D1	18.762	35.799	11.907	1:06.468	107.18	1.052	12:42:37.952
19 - D1	18.896	35.772	12.199	1:06.867	106.54	1.451	12:43:44.819
20 - D1	18.948	35.836	12.558	1:07.342	105.79	1.926	12:44:52.161
21 - D1	19.056	37.288	11.972	1:08.316	104.28	2.900	12:46:00.477
22 - D1	19.215	36.090	11.928	1:07.233	105.96	1.817	12:47:07.710
23 - D1	19.000	36.368	11.859	1:07.227	105.97	1.811	12:48:14.937

P4 67 GT3 Orange Racing powered by JMH				McLaren 720S GT3			
IDEAL LAP TIME : 1:05.100		BEST LAP TIME : 1:05.186		DIFFERENCE : 0.086			
D1: Simon ORANGE		D2: Michael O BRIEN (P)					
LAP	SECTOR 1	SECTOR 2	SECTOR 3	LAP TIME	MPH	DIFF	TIME OF DAY
1 - D1		38.362	14.646	1:15.335	94.57	10.149	12:23:50.823
2 - D1	20.649	36.264	11.906	1:08.819	103.52	3.633	12:24:59.642
3 - D1	19.218	35.394	12.494	1:07.106	106.16	1.920	12:26:06.748
4 - D1	19.043	35.261	11.809	1:06.113	107.76	0.927	12:27:12.861
5 - D1	18.828	34.765	11.779	1:05.372	108.98	0.186	12:28:18.233
6 - D1	18.763	34.692	11.796	1:05.251 (2)	109.18	0.065	12:29:23.484
7 - D1	18.792	36.268	11.958	1:07.018	106.30	1.832	12:30:30.502
8 - D1	18.841	34.700	11.645	1:05.186 (1)	109.29		12:31:35.688
9 - D1	18.763	34.828	11.859	1:05.450	108.85	0.264	12:32:41.138
10 - D1	19.602	36.732	12.802	1:09.136	103.05	3.950	12:33:50.274
11 - D1	19.890	35.675	13.044	1:08.609	103.84	3.423	12:34:58.883
12 - D1	19.696	35.924	12.018	1:07.638	105.33	2.452	12:36:06.521
13 - D1	19.327	35.446	11.966	1:06.739	106.75	1.553	12:37:13.260
14 - D1	19.137	35.134	11.721	1:05.992	107.96	0.806	12:38:19.252
15 - D1	19.480	36.770	12.225	1:08.475	104.04	3.289	12:39:27.727
16 - D1	19.089	35.480	12.033	1:06.602	106.97	1.416	12:40:34.329
17 - D1	19.012	36.247	11.959	1:07.218	105.99	2.032	12:41:41.547
18 - D1	18.914	35.345	11.848	1:06.107	107.77	0.921	12:42:47.654
19 - D1	18.885	35.006	11.812	1:05.703	108.43	0.517	12:43:53.357
20 - D1	18.773	34.702	11.879	1:05.354 (3)	109.01	0.168	12:44:58.711
21 - D1	18.869	37.167	12.055	1:08.091	104.63	2.905	12:46:06.802
22 - D1	18.921	37.117	12.179	1:08.217	104.44	3.031	12:47:15.019
23 - D1	18.981	37.197	12.008	1:08.186	104.48	3.000	12:48:23.205

GT Cup Championship

RACE 1 - SECTOR ANALYSIS



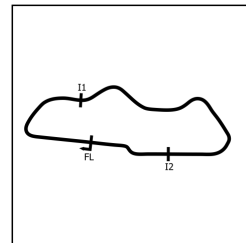
SECTOR 1 = FL to I1, SECTOR 2 = I1 to I2, SECTOR 3 = I2 to FL, DIFF = Difference To Personal Best Lap, P = Crossed Finish Line in Pit Lane, D = Time Disallowed

P5 23 GT3 Greystone GT				McLaren 720S GT3			
IDEAL LAP TIME : 1:05.642		BEST LAP TIME : 1:05.828		DIFFERENCE : 0.186			
D1: Ian CAMPBELL		D2: Olli WEBB (P)					
LAP	SECTOR 1	SECTOR 2	SECTOR 3	LAP TIME	MPH	DIFF	TIME OF DAY
1 - D1		38.243	14.122	1:15.235	94.69	9.407	12:23:50.723
2 - D1	19.948	35.943	12.031	1:07.922	104.89	2.094	12:24:58.645
3 - D1	19.058	35.436	12.007	1:06.501	107.13	0.673	12:26:05.146
4 - D1	19.020	34.979	11.944	1:05.943 (2)	108.04	0.115	12:27:11.089
5 - D1	18.886	35.052	11.890	1:05.828 (1)	108.23		12:28:16.917
6 - D1	18.868	35.134	12.018	1:06.020 (3)	107.91	0.192	12:29:22.937
7 - D1	19.113	36.430	12.576	1:08.119	104.59	2.291	12:30:31.056
8 - D1	19.247	35.500	12.087	1:06.834	106.60	1.006	12:31:37.890
9 - D1	19.162	35.721	12.006	1:06.889	106.51	1.061	12:32:44.779
10 - D1	19.055	35.945	11.939	1:06.939	106.43	1.111	12:33:51.718
11 - D1	19.606	36.890	12.135	1:08.631	103.81	2.803	12:35:00.349
12 - D1	19.314	36.533	11.876	1:07.723	105.20	1.895	12:36:08.072
13 - D1	19.562	36.468	11.912	1:07.942	104.86	2.114	12:37:16.014
14 - D1	19.148	36.310	11.957	1:07.415	105.68	1.587	12:38:23.429
15 - D1	19.098	36.596	11.812	1:07.506	105.54	1.678	12:39:30.935
16 - D1	19.327	36.875	12.005	1:08.207	104.45	2.379	12:40:39.142
17 - D1	18.959	35.464	12.159	1:06.582	107.00	0.754	12:41:45.724
18 - D1	19.367	35.556	12.260	1:07.183	106.04	1.355	12:42:52.907
19 - D1	19.008	35.507	11.897	1:06.412	107.27	0.584	12:43:59.319
20 - D1	19.252	35.425	11.795	1:06.472	107.18	0.644	12:45:05.791
21 - D1	18.968	35.944	11.870	1:06.782	106.68	0.954	12:46:12.573
22 - D1	20.068	36.411	12.440	1:08.919	103.37	3.091	12:47:21.492
23 - D1	19.508	36.651	13.232	1:09.391	102.67	3.563	12:48:30.883

P6 11 GT3 Ram Racing				Mercedes AMG GT3			
IDEAL LAP TIME : 1:05.441		BEST LAP TIME : 1:05.523		DIFFERENCE : 0.082			
D1: Mike PRICE		D2: Callum MACLEOD (P)					
LAP	SECTOR 1	SECTOR 2	SECTOR 3	LAP TIME	MPH	DIFF	TIME OF DAY
1 - D1		38.291	13.757	1:14.707	95.36	9.184	12:23:50.195
2 - D1	19.909	35.560	12.199	1:07.668	105.28	2.145	12:24:57.863
3 - D1	19.240	35.108	11.988	1:06.336	107.40	0.813	12:26:04.199
4 - D1	19.182	34.751	11.924	1:05.857 (2)	108.18	0.334	12:27:10.056
5 - D1	19.140	34.961	11.977	1:06.078 (3)	107.82	0.555	12:28:16.134
6 - D1	19.363	34.951	11.869	1:06.183	107.65	0.660	12:29:22.317
7 - D1	19.209	36.069	11.772	1:07.050	106.25	1.527	12:30:29.367
8 - D1	18.918	34.800	11.805	1:05.523 (1)	108.73		12:31:34.890
9 - D1	19.047	35.108	11.952	1:06.107	107.77	0.584	12:32:40.997
10 - D1	19.513	36.685	12.866	1:09.064	103.15	3.541	12:33:50.061
11 - D1	19.884	35.768	13.301	1:08.953	103.32	3.430	12:34:59.014
12 - D1	19.897	36.426	12.316	1:08.639	103.79	3.116	12:36:07.653
13 - D1	19.712	35.842	11.903	1:07.457	105.61	1.934	12:37:15.110
14 - D1	19.112	36.435	11.947	1:07.494	105.55	1.971	12:38:22.604
15 - D1	19.152	36.547	11.813	1:07.512	105.53	1.989	12:39:30.116
16 - D1	19.664	36.619	11.844	1:08.127	104.57	2.604	12:40:38.243
17 - D1	19.059	35.390	12.065	1:06.514	107.11	0.991	12:41:44.757
18 - D1	19.518	35.541	12.018	1:07.077	106.21	1.554	12:42:51.834
19 - D1	19.249	35.448	11.938	1:06.635	106.92	1.112	12:43:58.469
20 - D1	19.520	35.227	11.836	1:06.583	107.00	1.060	12:45:05.052
21 - D1	19.281	36.136	11.975	1:07.392	105.71	1.869	12:46:12.444
22 - D1	19.764	36.745	11.992	1:08.501	104.00	2.978	12:47:20.945
23 - D1	19.400	36.920	13.023	1:09.343	102.74	3.820	12:48:30.288

GT Cup Championship

RACE 1 - SECTOR ANALYSIS



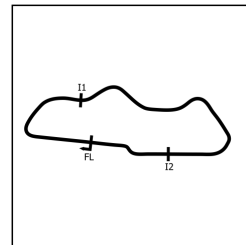
SECTOR 1 = FL to I1, SECTOR 2 = I1 to I2, SECTOR 3 = I2 to FL, DIFF = Difference To Personal Best Lap, P = Crossed Finish Line in Pit Lane, D = Time Disallowed

P7 8 GT3 Abba Racing				Mercedes AMG GT3			
IDEAL LAP TIME : 1:04.502		BEST LAP TIME : 1:04.746		DIFFERENCE : 0.244			
D1: Richard NEARY		D2: Sam NEARY (P)					
LAP	SECTOR 1	SECTOR 2	SECTOR 3	LAP TIME	MPH	DIFF	TIME OF DAY
1 - D1		41.288	12.836	1:25.006	83.81	20.260	12:24:00.494
2 - D1	19.948	37.338	12.762	1:10.048	101.71	5.302	12:25:10.542
3 - D1	19.780	36.923	12.260	1:08.963	103.31	4.217	12:26:19.505
4 - D1	19.278	34.698	12.464	1:06.440	107.23	1.694	12:27:25.945
5 - D1	19.107	34.514	12.427	1:06.048	107.87	1.302	12:28:31.993
6 - D1	19.385	34.981	11.845	1:06.211	107.60	1.465	12:29:38.204
7 - D1	18.771	34.303	11.672	1:04.746 (1)	110.03		12:30:42.950
8 - D1	18.755	35.238	11.707	1:05.700	108.44	0.954	12:31:48.650
9 - D1	18.711	35.809	12.454	1:06.974	106.37	2.228	12:32:55.624
10 - D1	18.632	35.097	11.567	1:05.296 (2)	109.11	0.550	12:34:00.920
11 - D1	18.842	34.585	12.151	1:05.578 (3)	108.64	0.832	12:35:06.498
12 - D1	19.048	36.201	12.012	1:07.261	105.92	2.515	12:36:13.759
13 - D1	19.917	36.563	11.792	1:08.272	104.35	3.526	12:37:22.031
14 - D1	19.255	36.251	12.528	1:08.034	104.72	3.288	12:38:30.065
15 - D1	18.966	35.401	11.765	1:06.132	107.73	1.386	12:39:36.197
16 - D1	19.155	35.270	11.876	1:06.301	107.45	1.555	12:40:42.498
17 - D1	18.912	35.428	11.709	1:06.049	107.86	1.303	12:41:48.547
18 - D1	18.900	35.716	12.129	1:06.745	106.74	1.999	12:42:55.292
19 - D1	18.926	53.831	12.185	1:24.942	83.87	20.196	12:44:20.234
20 - D1	19.528	36.278	11.825	1:07.631	105.34	2.885	12:45:27.865
21 - D1	19.456	34.933	11.741	1:06.130	107.73	1.384	12:46:33.995
22 - D1	19.036	34.892	11.796	1:05.724	108.40	0.978	12:47:39.719
23 - D1	18.994	34.994	12.477	1:06.465	107.19	1.719	12:48:46.184

P8 61 GT3 Scott Sport				Lamborghini Huracan GT3			
IDEAL LAP TIME : 1:06.173		BEST LAP TIME : 1:06.512		DIFFERENCE : 0.339			
D1: John DHILLON		D2: Andrea AMICI (P)					
LAP	SECTOR 1	SECTOR 2	SECTOR 3	LAP TIME	MPH	DIFF	TIME OF DAY
1 - D1		38.389	13.619	1:15.469	94.40	8.957	12:23:50.957
2 - D1	20.051	36.358	12.034	1:08.443	104.09	1.931	12:24:59.400
3 - D1	19.144	35.479	12.923	1:07.546	105.47	1.034	12:26:06.946
4 - D1	19.485	35.285	11.916	1:06.686 (2)	106.83	0.174	12:27:13.632
5 - D1	18.972	35.510	12.030	1:06.512 (1)	107.11		12:28:20.144
6 - D1	19.158	35.601	12.149	1:06.908	106.48	0.396	12:29:27.052
7 - D1	19.089	36.042	12.252	1:07.383	105.73	0.871	12:30:34.435
8 - D1	19.059	35.539	12.255	1:06.853 (3)	106.57	0.341	12:31:41.288
9 - D1	19.254	35.430	12.174	1:06.858	106.56	0.346	12:32:48.146
10 - D1	19.162	35.937	12.468	1:07.567	105.44	1.055	12:33:55.713
11 - D1	19.226	37.249	12.257	1:08.732	103.65	2.220	12:35:04.445
12 - D1	19.162	37.739	12.222	1:09.123	103.07	2.611	12:36:13.568
13 - D1	20.228	36.991	13.586	1:10.805	100.62	4.293	12:37:24.373
14 - D1	20.235	37.190	12.650	1:10.075	101.67	3.563	12:38:34.448
15 - D1	19.529	36.752	12.334	1:08.615	103.83	2.103	12:39:43.063
16 - D1	19.197	36.080	12.619	1:07.896	104.93	1.384	12:40:50.959
17 - D1	19.254	36.060	12.210	1:07.524	105.51	1.012	12:41:58.483
18 - D1	19.156	36.261	12.816	1:08.233	104.41	1.721	12:43:06.716
19 - D1	19.349	36.612	12.377	1:08.338	104.25	1.826	12:44:15.054
20 - D1	19.012	36.104	12.297	1:07.413	105.68	0.901	12:45:22.467
21 - D1	19.169	36.049	12.223	1:07.441	105.64	0.929	12:46:29.908
22 - D1	19.228	36.988	12.256	1:08.472	104.05	1.960	12:47:38.380
23 - D1	19.135	36.237	13.050	1:08.422	104.12	1.910	12:48:46.802

GT Cup Championship

RACE 1 - SECTOR ANALYSIS



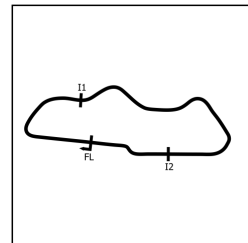
SECTOR 1 = FL to I1, SECTOR 2 = I1 to I2, SECTOR 3 = I2 to FL, DIFF = Difference To Personal Best Lap, P = Crossed Finish Line in Pit Lane, D = Time Disallowed

P9 33 GT3		G-Cat Racing		Porsche 911 GTR GT3			
IDEAL LAP TIME : 1:06.928		BEST LAP TIME : 1:07.221		DIFFERENCE : 0.293			
D1: Shamus JENNINGS		D2: Greg CATON (PS)					
LAP	SECTOR 1	SECTOR 2	SECTOR 3	LAP TIME	MPH	DIFF	TIME OF DAY
1 - D1		39.756	13.085	1:16.136	93.57	8.915	12:23:51.624
2 - D1	20.284	36.749	12.338	1:09.371	102.70	2.150	12:25:00.995
3 - D1	19.460	36.223	12.291	1:07.974	104.81	0.753	12:26:08.969
4 - D1	19.460	36.004	12.232	1:07.696	105.24	0.475	12:27:16.665
5 - D1	19.494	35.956	12.246	1:07.696	105.24	0.475	12:28:24.361
6 - D1	19.246	35.799	12.298	1:07.343 (3)	105.79	0.122	12:29:31.704
7 - D1	19.333	36.053	12.274	1:07.660	105.30	0.439	12:30:39.364
8 - D1	19.809	36.252	12.277	1:08.338	104.25	1.117	12:31:47.702
9 - D1	19.315	36.037	13.056	1:08.408	104.14	1.187	12:32:56.110
10 - D1	19.196	35.957	12.214	1:07.367	105.75	0.146	12:34:03.477
11 - D1	19.281	35.910	12.152	1:07.343 (3)	105.79	0.122	12:35:10.820
12 - D1	19.181	36.003	12.037	1:07.221 (1)	105.98		12:36:18.041
13 - D1	19.874	36.191	13.237	1:09.302	102.80	2.081	12:37:27.343
14 - D1	19.311	36.759	12.254	1:08.324	104.27	1.103	12:38:35.667
15 - D1	20.065	38.597	12.880	1:11.542	99.58	4.321	12:39:47.209
16 - D1	19.547	37.502	12.208	1:09.257	102.87	2.036	12:40:56.466
17 - D1	20.048	37.848	12.926	1:10.822	100.59	3.601	12:42:07.288
18 - D1	19.337	35.732	12.185	1:07.254 (2)	105.93	0.033	12:43:14.542
19 - D1	19.535	36.246	12.015	1:07.796	105.08	0.575	12:44:22.338
20 - D1	19.751	36.570	13.218	1:09.539	102.45	2.318	12:45:31.877
21 - D1	19.410	36.527	12.346	1:08.283	104.33	1.062	12:46:40.160
22 - D1	20.195	38.018	12.313	1:10.526	101.02	3.305	12:47:50.686
23 - D1	19.371	36.065	12.207	1:07.643	105.32	0.422	12:48:58.329

P10 4 GT3 Tecserve			Mercedes AMG GT3				
IDEAL LAP TIME : 1:06.843			BEST LAP TIME : 1:07.319		DIFFERENCE : 0.476		
D1: Grahame TILLEY			D2: Will TREGURTHA (P)				
LAP	SECTOR 1	SECTOR 2	SECTOR 3	LAP TIME	MPH	DIFF	TIME OF DAY
1 - D1		39.998	12.983	1:19.098	90.07	11.779	12:23:54.586
2 - D1	19.802	39.056	12.786	1:11.644	99.44	4.325	12:25:06.230
3 - D1	20.161	36.377	12.509	1:09.047	103.18	1.728	12:26:15.277
4 - D1	19.541	36.200	12.511	1:08.252	104.38	0.933	12:27:23.529
5 - D1	19.325	36.679	12.878	1:08.882	103.43	1.563	12:28:32.411
6 - D1	19.426	36.438	12.560	1:08.424	104.12	1.105	12:29:40.835
7 - D1	19.420	36.373	12.571	1:08.364	104.21	1.045	12:30:49.199
8 - D1	19.271	36.723	12.423	1:08.417	104.13	1.098	12:31:57.616
9 - D1	20.441	36.732	12.425	1:09.598	102.36	2.279	12:33:07.214
10 - D1	19.190	36.211	12.402	1:07.803	105.07	0.484	12:34:15.017
11 - D1	19.486	35.449	12.464	1:07.399 (2)	105.70	0.080	12:35:22.416
12 - D1	19.372	35.607	12.340	1:07.319 (1)	105.83		12:36:29.735
13 - D1	19.590	35.949	12.204	1:07.743 (3)	105.17	0.424	12:37:37.478
14 - D1	19.203	36.317	12.466	1:07.986	104.79	0.667	12:38:45.464
15 - D1	19.388	37.227	12.388	1:09.003	103.25	1.684	12:39:54.467
16 - D1	19.555	36.686	12.481	1:08.722	103.67	1.403	12:41:03.189
17 - D1	20.450	36.433	13.241	1:10.124	101.60	2.805	12:42:13.313
18 - D1	19.533	36.742	12.512	1:08.787	103.57	1.468	12:43:22.100
19 - D1	19.716	36.624	12.308	1:08.648	103.78	1.329	12:44:30.748
20 - D1	20.059	37.218	13.306	1:10.583	100.93	3.264	12:45:41.331
21 - D1	20.010	36.202	12.390	1:08.602	103.85	1.283	12:46:49.933
22 - D1	19.488	36.018	12.298	1:07.804	105.07	0.485	12:47:57.737
23 - D1	19.391	36.285	12.371	1:08.047	104.70	0.728	12:49:05.784

GT Cup Championship

RACE 1 - SECTOR ANALYSIS



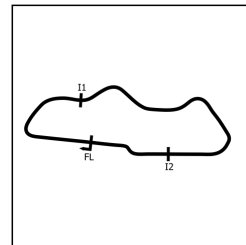
SECTOR 1 = FL to I1, SECTOR 2 = I1 to I2, SECTOR 3 = I2 to FL, DIFF = Difference To Personal Best Lap, P = Crossed Finish Line in Pit Lane, D = Time Disallowed

P11 28 GTO SB Race Engineering				McLaren MP4-12C Cam Am			
IDEAL LAP TIME : 1:07.740		BEST LAP TIME : 1:07.984		DIFFERENCE : 0.244			
D1: Paul BAILEY		D2: Ross WYLIE (P)					
LAP	SECTOR 1	SECTOR 2	SECTOR 3	LAP TIME	MPH	DIFF	TIME OF DAY
1 - D1		39.149	13.196	1:17.660	91.74	9.676	12:23:53.148
2 - D1	20.075	38.392	13.087	1:11.554	99.57	3.570	12:25:04.702
3 - D1	19.543	37.215	12.896	1:09.654	102.28	1.670	12:26:14.356
4 - D1	19.496	36.802	12.527	1:08.825	103.51	0.841	12:27:23.181
5 - D1	19.325	36.661	12.637	1:08.623	103.82	0.639	12:28:31.804
6 - D1	19.414	36.687	12.726	1:08.827	103.51	0.843	12:29:40.631
7 - D1	19.316	36.294	12.507	1:08.117 (3)	104.59	0.133	12:30:48.748
8 - D1	19.499	36.434	12.685	1:08.618	103.83	0.634	12:31:57.366
9 - D1	20.940	37.494	12.806	1:11.240	100.00	3.256	12:33:08.606
10 - D1	19.561	36.909	12.838	1:09.308	102.79	1.324	12:34:17.914
11 - D1	19.250	36.584	12.415	1:08.249	104.39	0.265	12:35:26.163
12 - D1	19.191	36.394	12.417	1:08.002 (2)	104.77	0.018	12:36:34.165
13 - D1	19.782	36.326	12.391	1:08.499	104.01	0.515	12:37:42.664
14 - D1	19.372	36.359	13.303	1:09.034	103.20	1.050	12:38:51.698
15 - D1	19.439	36.632	12.971	1:09.042	103.19	1.058	12:40:00.740
16 - D1	19.155	36.436	13.229	1:08.820	103.52	0.836	12:41:09.560
17 - D1	19.412	36.675	12.673	1:08.760	103.61	0.776	12:42:18.320
18 - D1	20.539	40.034	12.637	1:13.210	97.31	5.226	12:43:31.530
19 - D1	19.767	36.520	12.395	1:08.682	103.73	0.698	12:44:40.212
20 - D1	19.399	36.265	12.320	1:07.984 (1)	104.79		12:45:48.196
21 - D1	19.883	37.030	13.055	1:09.968	101.82	1.984	12:46:58.164
22 - D1	20.028	38.310	12.653	1:10.991	100.35	3.007	12:48:09.155

P12 247 GTC Racelab				Ferrari Challenge 488			
IDEAL LAP TIME : 1:07.739		BEST LAP TIME : 1:08.013		DIFFERENCE : 0.274			
D1: Lucky KHERA		D2: David MCDONALD (P)					
LAP	SECTOR 1	SECTOR 2	SECTOR 3	LAP TIME	MPH	DIFF	TIME OF DAY
1 - D1		38.826	13.309	1:16.678	92.91	8.665	12:23:52.166
2 - D1	20.198	36.810	12.304	1:09.312	102.79	1.299	12:25:01.478
3 - D1	19.492	36.430	12.249	1:08.171 (2)	104.51	0.158	12:26:09.649
4 - D1	19.334	36.704	11.975	1:08.013 (1)	104.75		12:27:17.662
5 - D1	19.364	36.661	12.517	1:08.542	103.94	0.529	12:28:26.204
6 - D1	19.684	36.784	12.317	1:08.785	103.57	0.772	12:29:34.989
7 - D1	19.467	36.712	12.680	1:08.859	103.46	0.846	12:30:43.848
8 - D1	19.534	37.680	12.498	1:09.712	102.20	1.699	12:31:53.560
9 - D1	20.724	39.063	12.520	1:12.307	98.53	4.294	12:33:05.867
10 - D1	19.710	37.132	12.766	1:09.608	102.35	1.595	12:34:15.475
11 - D1	19.975	36.859	12.244	1:09.078	103.13	1.065	12:35:24.553
12 - D1	19.422	36.737	12.434	1:08.593	103.86	0.580	12:36:33.146
13 - D1	19.702	36.905	12.251	1:08.858	103.46	0.845	12:37:42.004
14 - D1	19.475	36.685	14.525	1:10.685	100.79	2.672	12:38:52.689
15 - D1	19.586	36.656	12.224	1:08.466	104.06	0.453	12:40:01.155
16 - D1	19.418	36.833	12.668	1:08.919	103.37	0.906	12:41:10.074
17 - D1	19.501	36.910	12.411	1:08.822	103.52	0.809	12:42:18.896
18 - D1	20.363	39.903	13.144	1:13.410	97.05	5.397	12:43:32.306
19 - D1	20.002	37.312	12.367	1:09.681	102.24	1.668	12:44:41.987
20 - D1	19.469	36.669	12.228	1:08.366 (3)	104.21	0.353	12:45:50.353
21 - D1	19.743	40.072	12.388	1:12.203	98.67	4.190	12:47:02.556
22 - D1	20.074	37.787	12.687	1:10.548	100.98	2.535	12:48:13.104

GT Cup Championship

RACE 1 - SECTOR ANALYSIS



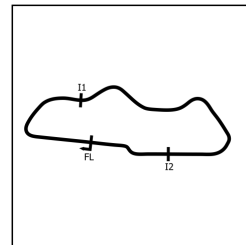
SECTOR 1 = FL to I1, SECTOR 2 = I1 to I2, SECTOR 3 = I2 to FL, DIFF = Difference To Personal Best Lap, P = Crossed Finish Line in Pit Lane, D = Time Disallowed

P13 13 GTC Team Webb				Lamborghini Super Trofeo			
IDEAL LAP TIME : 1:07.925		BEST LAP TIME : 1:08.308		DIFFERENCE : 0.383			
D1: James WEBB		D2: Tom WEBB					
LAP	SECTOR 1	SECTOR 2	SECTOR 3	LAP TIME	MPH	DIFF	TIME OF DAY
1 - D1		39.158	13.766	1:17.046	92.47	8.738	12:23:52.534
2 - D1	20.148	37.763	12.610	1:10.521	101.02	2.213	12:25:03.055
3 - D1	19.360	36.816	12.366	1:08.542 (3)	103.94	0.234	12:26:11.597
4 - D1	19.401	36.620	12.287	1:08.308 (1)	104.30		12:27:19.905
5 - D1	19.174	36.558	24.449	1:20.181	88.85	11.873	12:28:40.086
6 - D1	20.641	37.441	12.586	1:10.668	100.81	2.360	12:29:50.754
7 - D1	19.277	36.815	12.820	1:08.912	103.38	0.604	12:30:59.666
8 - D1	19.370	36.464	12.523	1:08.357 (2)	104.22	0.049	12:32:08.023
9 - D1	19.524	36.767	13.226	1:09.517	102.48	1.209	12:33:17.540
10 - D1	19.513	38.645	12.606	1:10.764	100.68	2.456	12:34:28.304
11 - D1	19.568	38.213	12.586	1:10.367	101.24	2.059	12:35:38.671
12 - D1	19.707	36.931	12.585	1:09.223	102.92	0.915	12:36:47.894
13 - D1	19.423	37.117	12.460	1:09.000	103.25	0.692	12:37:56.894
14 - D1	19.429	37.090	12.597	1:09.116	103.08	0.808	12:39:06.010
15 - D1	19.387	36.728	12.698	1:08.813	103.53	0.505	12:40:14.823
16 - D1	20.216	37.850	12.577	1:10.643	100.85	2.335	12:41:25.466
17 - D1	20.046	37.557	12.509	1:10.112	101.61	1.804	12:42:35.578
18 - D1	19.514	37.414	12.912	1:09.840	102.01	1.532	12:43:45.418
19 - D1	19.574	37.660	12.538	1:09.772	102.11	1.464	12:44:55.190
20 - D1	20.535	39.744	12.717	1:12.996	97.60	4.688	12:46:08.186
21 - D1	19.516	37.172	12.721	1:09.409	102.64	1.101	12:47:17.595
22 - D1	20.547	38.679	12.847	1:12.073	98.85	3.765	12:48:29.668

P14 44 GT3 Paddock Motorsport				McLaren 720S GT3			
IDEAL LAP TIME : 1:07.124		BEST LAP TIME : 1:07.535		DIFFERENCE : 0.411			
D1: Steve RUSTON		D2: John WHITEHOUSE					
LAP	SECTOR 1	SECTOR 2	SECTOR 3	LAP TIME	MPH	DIFF	TIME OF DAY
1 - D1		44.920	14.987	1:29.439	79.65	21.904	12:24:04.927
2 - D1	21.044	37.971	13.246	1:12.261	98.59	4.726	12:25:17.188
3 - D1	20.341	37.651	12.363	1:10.355	101.26	2.820	12:26:27.543
4 - D1	20.616	38.162	12.617	1:11.395	99.79	3.860	12:27:38.938
5 - D1	20.110	38.663	12.939	1:11.712	99.35	4.177	12:28:50.650
6 - D1	19.522	35.896	13.357	1:08.775	103.59	1.240	12:29:59.425
7 - D1	19.962	36.028	12.416	1:08.406	104.15	0.871	12:31:07.831
8 - D1	20.353	37.287	12.615	1:10.255	101.41	2.720	12:32:18.086
9 - D1	20.111	37.514	12.196	1:09.821	102.04	2.286	12:33:27.907
10 - D1	19.674	37.636	12.301	1:09.611	102.34	2.076	12:34:37.518
11 - D1	19.589	37.395	12.413	1:09.397	102.66	1.862	12:35:46.915
12 - D1	19.789	37.709	12.834	1:10.332	101.30	2.797	12:36:57.247
13 - D1	20.345	37.211	12.644	1:10.200	101.49	2.665	12:38:07.447
14 - D1	19.564	37.423	12.504	1:09.491	102.52	1.956	12:39:16.938
15 - D1	19.441	35.777	12.317	1:07.535 (1)	105.49		12:40:24.473
16 - D1	19.313	36.891	12.062	1:08.266 (3)	104.36	0.731	12:41:32.739
17 - D1	19.351	35.980	12.314	1:07.645 (2)	105.32	0.110	12:42:40.384
18 - D1	19.285	36.220	12.970	1:08.475	104.04	0.940	12:43:48.859
19 - D1	19.468	36.120	13.100	1:08.688	103.72	1.153	12:44:57.547
20 - D1	19.606	38.774	13.166	1:11.546	99.58	4.011	12:46:09.093
21 - D1	19.569	36.557	12.684	1:08.810	103.54	1.275	12:47:17.903
22 - D1	20.967	38.788	13.910	1:13.665	96.71	6.130	12:48:31.568

GT Cup Championship

RACE 1 - SECTOR ANALYSIS



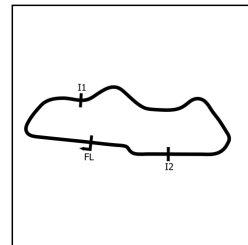
SECTOR 1 = FL to I1, SECTOR 2 = I1 to I2, SECTOR 3 = I2 to FL, DIFF = Difference To Personal Best Lap, P = Crossed Finish Line in Pit Lane, D = Time Disallowed

P15 9 GTC Topcats Racing			Lamborghini Super Trofeo				
IDEAL LAP TIME : 1:08.170			BEST LAP TIME : 1:09.035		DIFFERENCE : 0.865		
D1: Warren GILBERT			D2: Jensen LUNN				
LAP	SECTOR 1	SECTOR 2	SECTOR 3	LAP TIME	MPH	DIFF	TIME OF DAY
1 - D1		39.243	13.052	1:17.865	91.49	8.830	12:23:53.353
2 - D1	20.080	39.527	12.890	1:12.497	98.27	3.462	12:25:05.850
3 - D1	20.863	37.380	12.570	1:10.813	100.61	1.778	12:26:16.663
4 - D1	19.778	36.810	12.497	1:09.085 (2)	103.12	0.050	12:27:25.748
5 - D1	20.404	36.306	12.325	1:09.035 (1)	103.20		12:28:34.783
6 - D1	19.634	37.213	12.428	1:09.275 (3)	102.84	0.240	12:29:44.058
7 - D1	19.837	36.804	12.840	1:09.481	102.54	0.446	12:30:53.539
8 - D1	19.800	37.333	12.443	1:09.576	102.40	0.541	12:32:03.115
9 - D1	19.787	36.965	13.155	1:09.907	101.91	0.872	12:33:13.022
10 - D1	19.751	38.411	12.513	1:10.675	100.80	1.640	12:34:23.697
11 - D1	19.681	38.342	12.690	1:10.713	100.75	1.678	12:35:34.410
12 - D1	19.712	37.570	12.769	1:10.051	101.70	1.016	12:36:44.461
13 - D1	19.804	37.935	12.665	1:10.404	101.19	1.369	12:37:54.865
14 - D1	19.820	37.422	12.374	1:09.616	102.34	0.581	12:39:04.481
15 - D1	19.539	36.966	13.818	1:10.323	101.31	1.288	12:40:14.804
16 - D1	19.908	38.402	13.359	1:11.669	99.41	2.634	12:41:26.473
17 - D1	20.298	37.505	12.648	1:10.451	101.12	1.416	12:42:36.924
18 - D1	19.725	38.079	22.972	1:20.776	88.20	11.741	12:43:57.700
19 - D1	22.211	39.625	12.805	1:14.641	95.45	5.606	12:45:12.341
20 - D1	20.707	39.020	12.583	1:12.310	98.52	3.275	12:46:24.651
21 - D1	20.068	37.530	12.383	1:09.981	101.80	0.946	12:47:34.632
22 - D1	19.636	37.373	12.759	1:09.768	102.11	0.733	12:48:44.400

P16 10 GTC Motus One/Team Hard			Porsche 991.2				
IDEAL LAP TIME : 1:08.882			BEST LAP TIME : 1:09.219		DIFFERENCE : 0.337		
D1: Chris MURPHY			D2: James TAYLOR				
LAP	SECTOR 1	SECTOR 2	SECTOR 3	LAP TIME	MPH	DIFF	TIME OF DAY
1 - D1		43.287	14.782	1:29.718	79.41	20.499	12:24:05.206
2 - D1	20.958	38.239	13.292	1:12.489	98.28	3.270	12:25:17.695
3 - D1	20.393	38.165	12.094	1:10.652	100.84	1.433	12:26:28.347
4 - D1	19.973	37.767	11.978	1:09.718	102.19	0.499	12:27:38.065
5 - D1	20.503	37.999	11.938	1:10.440	101.14	1.221	12:28:48.505
6 - D1	19.936	37.219	13.419	1:10.574	100.95	1.355	12:29:59.079
7 - D1	20.616	38.489	12.425	1:11.530	99.60	2.311	12:31:10.609
8 - D1	19.863	37.452	12.914	1:10.229	101.44	1.010	12:32:20.838
9 - D1	20.169	37.731	12.280	1:10.180	101.51	0.961	12:33:31.018
10 - D1	20.350	37.777	12.550	1:10.677	100.80	1.458	12:34:41.695
11 - D1	20.288	37.400	12.433	1:10.121	101.60	0.902	12:35:51.816
12 - D1	19.931	37.100	12.188	1:09.219 (1)	102.92		12:37:01.035
13 - D1	20.311	39.154	13.487	1:12.952	97.66	3.733	12:38:13.987
14 - D1	19.986	37.777	12.408	1:10.171	101.53	0.952	12:39:24.158
15 - D1	20.164	37.720	13.061	1:10.945	100.42	1.726	12:40:35.103
16 - D1	20.029	37.542	12.678	1:10.249	101.41	1.030	12:41:45.352
17 - D1	20.475	37.909	12.361	1:10.745	100.70	1.526	12:42:56.097
18 - D1	19.844	37.920	12.266	1:10.030	101.73	0.811	12:44:06.127
19 - D1	19.872	37.336	12.337	1:09.545 (2)	102.44	0.326	12:45:15.672
20 - D1	19.959	37.235	12.473	1:09.667 (3)	102.26	0.448	12:46:25.339
21 - D1	20.085	37.289	12.468	1:09.842	102.01	0.623	12:47:35.181
22 - D1	19.993	37.456	12.363	1:09.812	102.05	0.593	12:48:44.993

GT Cup Championship

RACE 1 - SECTOR ANALYSIS



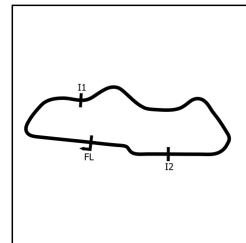
SECTOR 1 = FL to I1, SECTOR 2 = I1 to I2, SECTOR 3 = I2 to FL, DIFF = Difference To Personal Best Lap, P = Crossed Finish Line in Pit Lane, D = Time Disallowed

P17 3 GTC Topcats Racing				Lamborghini Super Trofeo			
IDEAL LAP TIME : 1:09.398		BEST LAP TIME : 1:09.644		DIFFERENCE : 0.246			
D1: Charlotte GILBERT		D2: Charlotte BIRCH					
LAP	SECTOR 1	SECTOR 2	SECTOR 3	LAP TIME	MPH	DIFF	TIME OF DAY
1 - D1		39.893	13.303	1:20.622	88.37	10.978	12:23:56.110
2 - D1	21.368	38.463	13.200	1:13.031	97.55	3.387	12:25:09.141
3 - D1	20.306	38.037	12.925	1:11.268	99.96	1.624	12:26:20.409
4 - D1	20.373	38.085	13.156	1:11.614	99.48	1.970	12:27:32.023
5 - D1	20.090	37.386	12.554	1:10.030 (3)	101.73	0.386	12:28:42.053
6 - D1	20.189	38.021	12.646	1:10.856	100.55	1.212	12:29:52.909
7 - D1	19.858	37.443	12.571	1:09.872 (2)	101.96	0.228	12:31:02.781
8 - D1	19.933	37.690	12.572	1:10.195	101.49	0.551	12:32:12.976
9 - D1	20.061	37.487	12.765	1:10.313	101.32	0.669	12:33:23.289
10 - D1	20.125	37.537	12.452	1:10.114	101.61	0.470	12:34:33.403
11 - D1	21.555	38.759	12.627	1:12.941	97.67	3.297	12:35:46.344
12 - D1	19.981	37.856	12.792	1:10.629	100.87	0.985	12:36:56.973
13 - D1	21.110	37.771	13.814	1:12.695	98.00	3.051	12:38:09.668
14 - D1	20.305	38.610	12.630	1:11.545	99.58	1.901	12:39:21.213
15 - D1	20.147	38.057	12.760	1:10.964	100.39	1.320	12:40:32.177
16 - D1	20.235	39.179	12.800	1:12.214	98.66	2.570	12:41:44.391
17 - D1	21.165	38.879	12.919	1:12.963	97.64	3.319	12:42:57.354
18 - D1	20.880	37.937	12.494	1:11.311	99.90	1.667	12:44:08.665
19 - D1	19.646	37.511	12.487	1:09.644 (1)	102.30		12:45:18.309
20 - D1	20.048	37.417	12.574	1:10.039	101.72	0.395	12:46:28.348
21 - D1	20.004	38.253	12.366	1:10.623	100.88	0.979	12:47:38.971
22 - D1	20.364	37.514	13.084	1:10.962	100.40	1.318	12:48:49.933

P18 69 GTH Make Happen Racing				Mercedes AMG GT4			
IDEAL LAP TIME : 1:10.835		BEST LAP TIME : 1:11.044		DIFFERENCE : 0.209			
D1: Stephen WALTON		D2: Chris HART					
LAP	SECTOR 1	SECTOR 2	SECTOR 3	LAP TIME	MPH	DIFF	TIME OF DAY
1 - D1		40.392	13.376	1:19.568	89.54	8.524	12:23:55.056
2 - D1	21.076	38.735	12.651	1:12.462	98.32	1.418	12:25:07.518
3 - D1	20.563	37.965	12.602	1:11.130 (2)	100.16	0.086	12:26:18.648
4 - D1	20.599	38.448	12.593	1:11.640	99.45	0.596	12:27:30.288
5 - D1	20.348	38.099	12.597	1:11.044 (1)	100.28		12:28:41.332
6 - D1	20.478	38.497	13.115	1:12.090	98.82	1.046	12:29:53.422
7 - D1	20.452	38.042	13.786	1:12.280	98.57	1.236	12:31:05.702
8 - D1	21.094	37.987	12.522	1:11.603	99.50	0.559	12:32:17.305
9 - D1	20.464	38.798	12.548	1:11.810	99.21	0.766	12:33:29.115
10 - D1	20.467	38.413	12.663	1:11.543	99.58	0.499	12:34:40.658
11 - D1	20.713	38.097	12.820	1:11.630	99.46	0.586	12:35:52.288
12 - D1	20.586	38.771	12.726	1:12.083	98.83	1.039	12:37:04.371
13 - D1	20.686	38.501	12.918	1:12.105	98.80	1.061	12:38:16.476
14 - D1	20.600	38.847	12.711	1:12.158	98.73	1.114	12:39:28.634
15 - D1	20.504	38.245	13.087	1:11.836	99.17	0.792	12:40:40.470
16 - D1	20.538	38.647	12.644	1:11.829	99.18	0.785	12:41:52.299
17 - D1	20.471	38.428	12.675	1:11.574	99.54	0.530	12:43:03.873
18 - D1	20.720	38.319	12.885	1:11.924	99.05	0.880	12:44:15.797
19 - D1	20.441	38.386	12.684	1:11.511	99.63	0.467	12:45:27.308
20 - D1	20.957	38.270	12.620	1:11.847	99.16	0.803	12:46:39.155
21 - D1	20.899	39.027	12.731	1:12.657	98.05	1.613	12:47:51.812
22 - D1	20.452	38.263	12.771	1:11.486 (3)	99.66	0.442	12:49:03.298

GT Cup Championship

RACE 1 - SECTOR ANALYSIS



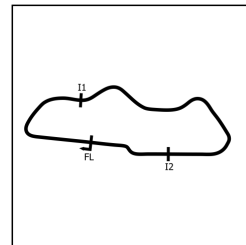
SECTOR 1 = FL to I1, SECTOR 2 = I1 to I2, SECTOR 3 = I2 to FL, DIFF = Difference To Personal Best Lap, P = Crossed Finish Line in Pit Lane, D = Time Disallowed

P19 50 GTH Valluga Racing				Porsche Cayman 718 RS Clubsport			
IDEAL LAP TIME : 1:10.465		BEST LAP TIME : 1:10.550		DIFFERENCE : 0.085			
D1: James WALLIS		D2: Sam MAHER-LOUGHNAN (
LAP	SECTOR 1	SECTOR 2	SECTOR 3	LAP TIME	MPH	DIFF	TIME OF DAY
1 - D1		40.264	13.222	1:19.873	89.19	9.323	12:23:55.361
2 - D1	21.725	38.524	13.271	1:13.520	96.90	2.970	12:25:08.881
3 - D1	20.910	38.597	13.627	1:13.134	97.41	2.584	12:26:22.015
4 - D1	20.712	38.020	12.705	1:11.437	99.73	0.887	12:27:33.452
5 - D1	20.544	37.660	12.777	1:10.981 (3)	100.37	0.431	12:28:44.433
6 - D1	20.501	37.812	12.747	1:11.060	100.26	0.510	12:29:55.493
7 - D1	20.467	37.990	12.822	1:11.279	99.95	0.729	12:31:06.772
8 - D1	20.925	38.526	12.860	1:12.311	98.52	1.761	12:32:19.083
9 - D1	20.261	37.695	12.594	1:10.550 (1)	100.98		12:33:29.633
10 - D1	20.385	38.232	12.576	1:11.193	100.07	0.643	12:34:40.826
11 - D1	20.819	38.457	12.696	1:11.972	98.99	1.422	12:35:52.798
12 - D1	20.673	38.431	12.766	1:11.870	99.13	1.320	12:37:04.668
13 - D1	20.668	38.476	12.850	1:11.994	98.96	1.444	12:38:16.662
14 - D1	20.672	38.700	12.817	1:12.189	98.69	1.639	12:39:28.851
15 - D1	20.668	40.007	12.608	1:13.283	97.22	2.733	12:40:42.134
16 - D1	20.570	38.104	12.544	1:11.218	100.03	0.668	12:41:53.352
17 - D1	20.412	37.923	12.560	1:10.895 (2)	100.49	0.345	12:43:04.247
18 - D1	20.620	38.369	13.067	1:12.056	98.87	1.506	12:44:16.303
19 - D1	20.329	38.114	12.774	1:11.217	100.04	0.667	12:45:27.520
20 - D1	20.966	38.303	12.556	1:11.825	99.19	1.275	12:46:39.345
21 - D1	20.768	39.097	12.999	1:12.864	97.78	2.314	12:47:52.209
22 - D1	20.620	37.955	12.859	1:11.434	99.73	0.884	12:49:03.643

P20 17 GTH Orange Racing powered by JMH				McLaren 570S GT4			
IDEAL LAP TIME : 1:10.977		BEST LAP TIME : 1:11.198		DIFFERENCE : 0.221			
D1: Russell LINDSAY		D2: Patrick COLLINS					
LAP	SECTOR 1	SECTOR 2	SECTOR 3	LAP TIME	MPH	DIFF	TIME OF DAY
1 - D1		40.313	13.052	1:20.108	88.93	8.910	12:23:55.596
2 - D1	21.143	38.791	12.674	1:12.608	98.12	1.410	12:25:08.204
3 - D1	20.403	38.272	12.834	1:11.509	99.63	0.311	12:26:19.713
4 - D1	20.642	38.252	13.116	1:12.010	98.93	0.812	12:27:31.723
5 - D1	20.969	38.373	12.890	1:12.232	98.63	1.034	12:28:43.955
6 - D1	20.506	38.026	12.666	1:11.198 (1)	100.06		12:29:55.153
7 - D1	20.491	38.149	12.773	1:11.413 (3)	99.76	0.215	12:31:06.566
8 - D1	20.761	38.133	13.487	1:12.381	98.43	1.183	12:32:18.947
9 - D1	20.865	38.168	12.581	1:11.614	99.48	0.416	12:33:30.561
10 - D1	20.439	38.130	13.054	1:11.623	99.47	0.425	12:34:42.184
11 - D1	20.599	38.076	12.604	1:11.279 (2)	99.95	0.081	12:35:53.463
12 - D1	20.482	38.539	12.548	1:11.569	99.54	0.371	12:37:05.032
13 - D1	20.595	38.587	12.864	1:12.046	98.89	0.848	12:38:17.078
14 - D1	20.484	38.962	12.658	1:12.104	98.81	0.906	12:39:29.182
15 - D1	20.850	40.314	13.026	1:14.190	96.03	2.992	12:40:43.372
16 - D1	20.479	38.199	12.735	1:11.413 (3)	99.76	0.215	12:41:54.785
17 - D1	20.591	38.263	12.833	1:11.687	99.38	0.489	12:43:06.472
18 - D1	20.692	38.190	12.767	1:11.649	99.43	0.451	12:44:18.121
19 - D1	20.587	38.627	12.584	1:11.798	99.23	0.600	12:45:29.919
20 - D1	20.694	38.561	12.644	1:11.899	99.09	0.701	12:46:41.818
21 - D1	20.576	38.318	12.739	1:11.633	99.46	0.435	12:47:53.451
22 - D1	20.771	38.454	12.621	1:11.846	99.16	0.648	12:49:05.297

GT Cup Championship

RACE 1 - SECTOR ANALYSIS



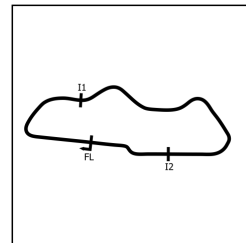
SECTOR 1 = FL to I1, SECTOR 2 = I1 to I2, SECTOR 3 = I2 to FL, DIFF = Difference To Personal Best Lap, P = Crossed Finish Line in Pit Lane, D = Time Disallowed

P21 51 GTH Valluga Racing				Porsche Cayman Clubsport GT4			
IDEAL LAP TIME : 1:10.905		BEST LAP TIME : 1:11.001		DIFFERENCE : 0.096			
D1: Neil MACLENNAN		D2: Cameron FENTON					
LAP	SECTOR 1	SECTOR 2	SECTOR 3	LAP TIME	MPH	DIFF	TIME OF DAY
1 - D1		40.321	13.280	1:21.857	87.03	10.856	12:23:57.345
2 - D1	20.872	38.898	12.855	1:12.625	98.10	1.624	12:25:09.970
3 - D1	21.259	38.304	12.673	1:12.236	98.63	1.235	12:26:22.206
4 - D1	21.060	38.102	12.441	1:11.603	99.50	0.602	12:27:33.809
5 - D1	20.651	38.253	12.379	1:11.283 (3)	99.94	0.282	12:28:45.092
6 - D1	20.564	38.658	12.460	1:11.682	99.39	0.681	12:29:56.774
7 - D1	20.596	38.285	12.741	1:11.622	99.47	0.621	12:31:08.396
8 - D1	20.695	38.336	12.549	1:11.580	99.53	0.579	12:32:19.976
9 - D1	20.661	38.334	12.621	1:11.616	99.48	0.615	12:33:31.592
10 - D1	20.532	38.155	12.492	1:11.179 (2)	100.09	0.178	12:34:42.771
11 - D1	20.607	38.353	12.760	1:11.720	99.33	0.719	12:35:54.491
12 - D1	20.875	39.060	12.352	1:12.287	98.56	1.286	12:37:06.778
13 - D1	20.659	38.641	12.494	1:11.794	99.23	0.793	12:38:18.572
14 - D1	21.094	40.844	12.508	1:14.446	95.70	3.445	12:39:33.018
15 - D1	20.738	38.662	12.496	1:11.896	99.09	0.895	12:40:44.914
16 - D1	20.581	38.101	12.319	1:11.001 (1)	100.34		12:41:55.915
17 - D1	20.485	38.604	12.382	1:11.471	99.68	0.470	12:43:07.386
18 - D1	20.557	38.381	12.512	1:11.450	99.71	0.449	12:44:18.836
19 - D1	20.688	38.342	12.872	1:11.902	99.08	0.901	12:45:30.738
20 - D1	21.039	38.407	12.545	1:11.991	98.96	0.990	12:46:42.729
21 - D1	20.790	38.660	12.497	1:11.947	99.02	0.946	12:47:54.676
22 - D1	20.693	38.283	13.338	1:12.314	98.52	1.313	12:49:06.990

P22 6 GTC Century Motorsport				Ginetta G56 Supercup			
IDEAL LAP TIME : 1:09.595		BEST LAP TIME : 1:10.082		DIFFERENCE : 0.487			
D1: Alex STEVENSON		D2: James KELLET (P)					
LAP	SECTOR 1	SECTOR 2	SECTOR 3	LAP TIME	MPH	DIFF	TIME OF DAY
1 - D1		39.645	13.409	1:21.109	87.84	11.027	12:23:56.597
2 - D1	21.251	38.325	13.274	1:12.850	97.79	2.768	12:25:09.447
3 - D1	20.745	38.227	13.465	1:12.437	98.35	2.355	12:26:21.884
4 - D1	20.361	37.453	12.813	1:10.627 (3)	100.87	0.545	12:27:32.511
5 - D1	20.576	37.873	12.377	1:10.826	100.59	0.744	12:28:43.337
6 - D1	20.059	37.167	13.447	1:10.673	100.81	0.591	12:29:54.010
7 - D1	20.456	37.707	13.712	1:11.875	99.12	1.793	12:31:05.885
8 - D1	20.334	37.566	12.612	1:10.512 (2)	101.04	0.430	12:32:16.397
9 - D1	20.051	37.476	12.555	1:10.082 (1)	101.66		12:33:26.479
10 - D1	20.321	39.172	12.721	1:12.214	98.66	2.132	12:34:38.693
11 - D1	20.457	37.584	13.369	1:11.410	99.77	1.328	12:35:50.103
12 - D1	20.437	37.560	12.661	1:10.658	100.83	0.576	12:37:00.761
13 - D1	21.225	40.626	12.872	1:14.723	95.34	4.641	12:38:15.484
14 - D1	20.331	37.853	12.694	1:10.878	100.51	0.796	12:39:26.362
15 - D1	20.315	50.866	15.696	1:26.877	82.00	16.795	12:40:53.239
16 - D1	22.113	41.992	13.591	1:17.696	91.69	7.614	12:42:10.935
17 - D1	21.298	39.300	12.833	1:13.431	97.02	3.349	12:43:24.366
18 - D1	20.573	37.819	12.682	1:11.074	100.24	0.992	12:44:35.440
19 - D1	20.258	38.827	12.645	1:11.730	99.32	1.648	12:45:47.170
20 - D1	20.681	38.661	13.696	1:13.038	97.54	2.956	12:47:00.208
21 - D1	21.691	39.705	13.012	1:14.408	95.75	4.326	12:48:14.616

GT Cup Championship

RACE 1 - SECTOR ANALYSIS



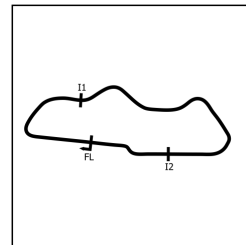
SECTOR 1 = FL to I1, SECTOR 2 = I1 to I2, SECTOR 3 = I2 to FL, DIFF = Difference To Personal Best Lap, P = Crossed Finish Line in Pit Lane, D = Time Disallowed

P23 52 GTH Valluga Racing				Porsche Cayman Clubsport GT4			
IDEAL LAP TIME : 1:11.067		BEST LAP TIME : 1:11.622		DIFFERENCE : 0.555			
D1: Chris BATES		D2: Darren BURKE (P)					
LAP	SECTOR 1	SECTOR 2	SECTOR 3	LAP TIME	MPH	DIFF	TIME OF DAY
1 - D1		40.319	13.546	1:22.360	86.50	10.738	12:23:57.848
2 - D1	20.907	38.596	13.221	1:12.724	97.96	1.102	12:25:10.572
3 - D1	20.968	38.229	13.134	1:12.331	98.50	0.709	12:26:22.903
4 - D1	20.849	37.995	12.983	1:11.827 (2)	99.19	0.205	12:27:34.730
5 - D1	21.000	38.449	12.479	1:11.928	99.05	0.306	12:28:46.658
6 - D1	20.606	38.625	13.696	1:12.927	97.69	1.305	12:29:59.585
7 - D1	21.251	38.741	12.567	1:12.559	98.19	0.937	12:31:12.144
8 - D1	20.593	38.722	12.629	1:11.944	99.03	0.322	12:32:24.088
9 - D1	20.624	38.419	12.579	1:11.622 (1)	99.47		12:33:35.710
10 - D1	20.823	38.709	12.908	1:12.440	98.35	0.818	12:34:48.150
11 - D1	20.788	39.178	12.736	1:12.702	97.99	1.080	12:36:00.852
12 - D1	20.614	38.692	12.563	1:11.869 (3)	99.13	0.247	12:37:12.721
13 - D1	21.036	40.455	13.039	1:14.530	95.59	2.908	12:38:27.251
14 - D1	20.774	38.966	12.709	1:12.449	98.34	0.827	12:39:39.700
15 - D1	20.706	39.054	14.567	1:14.327	95.85	2.705	12:40:54.027
16 - D1	21.228	39.102	13.599	1:13.929	96.37	2.307	12:42:07.956
17 - D1	20.839	38.443	12.705	1:11.987	98.97	0.365	12:43:19.943
18 - D1	21.603	39.956	12.628	1:14.187	96.03	2.565	12:44:34.130
19 - D1	20.864	40.815	13.186	1:14.865	95.16	3.243	12:45:48.995
20 - D1	20.746	40.660	13.023	1:14.429	95.72	2.807	12:47:03.424
21 - D1	20.949	40.647	12.722	1:14.318	95.86	2.696	12:48:17.742

P24 26 GTH Paddock Motorsport				McLaren 570S GT4			
IDEAL LAP TIME : 1:11.709		BEST LAP TIME : 1:11.854		DIFFERENCE : 0.145			
D1: Tehmur CHOHAN		D2: Tom ROCHE (PS)					
LAP	SECTOR 1	SECTOR 2	SECTOR 3	LAP TIME	MPH	DIFF	TIME OF DAY
1 - D1		41.852	13.544	1:25.748	83.08	13.894	12:24:01.236
2 - D1	21.293	39.179	12.731	1:13.203	97.32	1.349	12:25:14.439
3 - D1	20.896	38.519	12.802	1:12.217 (2)	98.65	0.363	12:26:26.656
4 - D1	21.003	38.775	13.065	1:12.843	97.80	0.989	12:27:39.499
5 - D1	20.758	38.654	12.959	1:12.371 (3)	98.44	0.517	12:28:51.870
6 - D1	20.903	38.383	12.568	1:11.854 (1)	99.15		12:30:03.724
7 - D1	21.097	39.195	12.907	1:13.199	97.33	1.345	12:31:16.923
8 - D1	21.014	38.880	12.826	1:12.720	97.97	0.866	12:32:29.643
9 - D1	21.063	38.785	13.074	1:12.922	97.70	1.068	12:33:42.565
10 - D1	21.059	38.643	12.681	1:12.383	98.42	0.529	12:34:54.948
11 - D1	20.883	38.630	13.627	1:13.140	97.41	1.286	12:36:08.088
12 - D1	20.991	38.959	12.758	1:12.708	97.98	0.854	12:37:20.796
13 - D1	20.947	38.864	13.458	1:13.269	97.23	1.415	12:38:34.065
14 - D1	21.066	40.717	12.977	1:14.760	95.30	2.906	12:39:48.825
15 - D1	21.187	39.012	12.928	1:13.127	97.42	1.273	12:41:01.952
16 - D1	21.142	39.511	12.924	1:13.577	96.83	1.723	12:42:15.529
17 - D1	22.004	40.333	12.882	1:15.219	94.71	3.365	12:43:30.748
18 - D1	21.701	39.467	13.007	1:14.175	96.05	2.321	12:44:44.923
19 - D1	21.207	39.192	12.930	1:13.329	97.15	1.475	12:45:58.252
20 - D1	20.930	39.057	12.758	1:12.745	97.93	0.891	12:47:10.997
21 - D1	21.163	39.436	13.112	1:13.711	96.65	1.857	12:48:24.708

GT Cup Championship

RACE 1 - SECTOR ANALYSIS



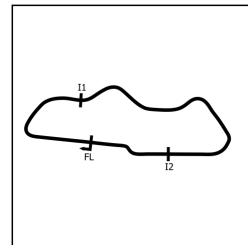
SECTOR 1 = FL to I1, SECTOR 2 = I1 to I2, SECTOR 3 = I2 to FL, DIFF = Difference To Personal Best Lap, P = Crossed Finish Line in Pit Lane, D = Time Disallowed

P25 78 GTH Fox Motorsport				McLaren 570S GT4			
IDEAL LAP TIME : 1:11.527		BEST LAP TIME : 1:11.801		DIFFERENCE : 0.274			
D1: Tim DOCKER		D2: Jordan ALBERT (P)					
LAP	SECTOR 1	SECTOR 2	SECTOR 3	LAP TIME	MPH	DIFF	TIME OF DAY
1 - D1		40.507	13.103	1:23.223	85.60	11.422	12:23:58.711
2 - D1	21.114	39.242	13.044	1:13.400	97.06	1.599	12:25:12.111
3 - D1	20.769	38.483	12.854	1:12.106 (3)	98.80	0.305	12:26:24.217
4 - D1	20.848	38.910	13.013	1:12.771	97.90	0.970	12:27:36.988
5 - D1	21.436	40.009	12.986	1:14.431	95.72	2.630	12:28:51.419
6 - D1	20.673	38.276	13.003	1:11.952 (2)	99.01	0.151	12:30:03.371
7 - D1	20.787	38.402	12.951	1:12.140	98.76	0.339	12:31:15.511
8 - D1	20.741	38.692	12.817	1:12.250	98.61	0.449	12:32:27.761
9 - D1	20.567	38.469	12.765	1:11.801 (1)	99.22		12:33:39.562
10 - D1	21.044	39.804	13.119	1:13.967	96.32	2.166	12:34:53.529
11 - D1	20.661	38.619	12.953	1:12.233	98.63	0.432	12:36:05.762
12 - D1	21.669	39.564	12.831	1:14.064	96.19	2.263	12:37:19.826
13 - D1	20.648	38.988	12.932	1:12.568	98.17	0.767	12:38:32.394
14 - D1	20.807	42.918	13.054	1:16.779	92.79	4.978	12:39:49.173
15 - D1	21.252	38.870	12.899	1:13.021	97.56	1.220	12:41:02.194
16 - D1	21.693	38.987	12.849	1:13.529	96.89	1.728	12:42:15.723
17 - D1	21.615	41.563	13.731	1:16.909	92.63	5.108	12:43:32.632
18 - D1	20.818	38.736	12.984	1:12.538	98.21	0.737	12:44:45.170
19 - D1	21.875	39.090	12.684	1:13.649	96.73	1.848	12:45:58.819
20 - D1	20.735	39.057	12.799	1:12.591	98.14	0.790	12:47:11.410
21 - D1	21.069	39.799	12.780	1:13.648	96.73	1.847	12:48:25.058

P26 39 GTH Track Focused				Mercedes AMG GT4			
IDEAL LAP TIME : 1:11.955		BEST LAP TIME : 1:12.294		DIFFERENCE : 0.339			
D1: Darren KELL		D2: James KELL (PS)					
LAP	SECTOR 1	SECTOR 2	SECTOR 3	LAP TIME	MPH	DIFF	TIME OF DAY
1 - D1		40.630	13.300	1:22.733	86.11	10.439	12:23:58.221
2 - D1	21.111	38.931	13.091	1:13.133	97.42	0.839	12:25:11.354
3 - D1	20.840	38.431	13.023	1:12.294 (1)	98.55		12:26:23.648
4 - D1	21.073	38.997	12.997	1:13.067	97.50	0.773	12:27:36.715
5 - D1	21.396	39.135	13.164	1:13.695	96.67	1.401	12:28:50.410
6 - D1	21.094	38.418	13.259	1:12.771	97.90	0.477	12:30:03.181
7 - D1	21.479	39.947	13.222	1:14.648	95.44	2.354	12:31:17.829
8 - D1	20.991	38.573	13.022	1:12.586 (3)	98.15	0.292	12:32:30.415
9 - D1	20.718	38.673	13.329	1:12.720	97.97	0.426	12:33:43.135
10 - D1	21.080	38.936	13.059	1:13.075	97.49	0.781	12:34:56.210
11 - D1	20.792	39.439	13.147	1:13.378	97.09	1.084	12:36:09.588
12 - D1	21.033	39.361	13.402	1:13.796	96.54	1.502	12:37:23.384
13 - D1	21.655	39.283	13.059	1:13.997	96.28	1.703	12:38:37.381
14 - D1	20.823	38.833	12.819	1:12.475 (2)	98.30	0.181	12:39:49.856
15 - D1	21.029	39.185	13.312	1:13.526	96.89	1.232	12:41:03.382
16 - D1	21.115	39.147	13.023	1:13.285	97.21	0.991	12:42:16.667
17 - D1	21.139	42.402	13.460	1:17.001	92.52	4.707	12:43:33.668
18 - D1	21.106	40.327	13.350	1:14.783	95.27	2.489	12:44:48.451
19 - D1	21.220	39.571	12.824	1:13.615	96.78	1.321	12:46:02.066
20 - D1	20.881	39.091	13.184	1:13.156	97.38	0.862	12:47:15.222
21 - D1	21.235	39.135	13.124	1:13.494	96.94	1.200	12:48:28.716

GT Cup Championship

RACE 1 - SECTOR ANALYSIS



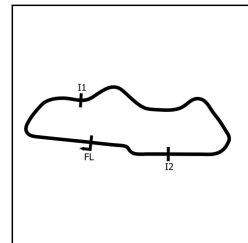
SECTOR 1 = FL to I1, SECTOR 2 = I1 to I2, SECTOR 3 = I2 to FL, DIFF = Difference To Personal Best Lap, P = Crossed Finish Line in Pit Lane, D = Time Disallowed

P27 96 GTH Make Happen Racing			Mercedes AMG GT4				
IDEAL LAP TIME : 1:11.762		BEST LAP TIME : 1:11.932		DIFFERENCE : 0.170			
D1: Jon CURRIE							
LAP	SECTOR 1	SECTOR 2	SECTOR 3	LAP TIME	MPH	DIFF	TIME OF DAY
1 - D1		42.328	14.225	1:26.697	82.17	14.765	12:24:02.185
2 - D1	21.429	39.264	13.062	1:13.755	96.59	1.823	12:25:15.940
3 - D1	21.098	39.997	12.950	1:14.045	96.22	2.113	12:26:29.985
4 - D1	21.038	38.861	13.258	1:13.157	97.38	1.225	12:27:43.142
5 - D1	20.811	38.598	12.942	1:12.351 (3)	98.47	0.419	12:28:55.493
6 - D1	21.011	38.830	12.924	1:12.765	97.91	0.833	12:30:08.258
7 - D1	20.787	38.408	13.038	1:12.233 (2)	98.63	0.301	12:31:20.491
8 - D1	20.720	38.468	12.744	1:11.932 (1)	99.04		12:32:32.423
9 - D1	20.787	39.070	12.751	1:12.608	98.12	0.676	12:33:45.031
10 - D1	21.188	38.509	13.136	1:12.833	97.82	0.901	12:34:57.864
11 - D1	20.610	39.856	12.834	1:13.300	97.19	1.368	12:36:11.164
12 - D1	20.632	39.323	13.704	1:13.659	96.72	1.727	12:37:24.823
13 - D1	20.927	38.997	13.089	1:13.013	97.58	1.081	12:38:37.836
14 - D1	20.856	38.953	13.397	1:13.206	97.32	1.274	12:39:51.042
15 - D1	20.896	39.131	13.242	1:13.269	97.23	1.337	12:41:04.311
16 - D1	21.145	38.780	13.143	1:13.068	97.50	1.136	12:42:17.379
17 - D1	21.247	41.838	13.394	1:16.479	93.15	4.547	12:43:33.858
18 - D1	21.898	40.077	13.297	1:15.272	94.65	3.340	12:44:49.130
19 - D1	21.161	39.496	12.877	1:13.534	96.88	1.602	12:46:02.664
20 - D1	20.831	39.432	13.385	1:13.648	96.73	1.716	12:47:16.312
21 - D1	20.865	39.387	13.869	1:14.121	96.12	2.189	12:48:30.433

P28 77 GTH Greystone GT			Mclaren 570S GT4				
IDEAL LAP TIME : 1:11.666			BEST LAP TIME : 1:12.048		DIFFERENCE : 0.382		
D1: Mark HOPTON			D2: Euan HANKEY (P)				
LAP	SECTOR 1	SECTOR 2	SECTOR 3	LAP TIME	MPH	DIFF	TIME OF DAY
1 - D1		42.000	14.332	1:26.987	81.90	14.939	12:24:02.475
2 - D1	21.466	39.311	13.197	1:13.974	96.31	1.926	12:25:16.449
3 - D1	21.434	39.623	12.893	1:13.950	96.34	1.902	12:26:30.399
4 - D1	20.996	39.161	13.291	1:13.448	97.00	1.400	12:27:43.847
5 - D1	20.793	38.759	13.030	1:12.582	98.15	0.534	12:28:56.429
6 - D1	20.796	38.664	12.951	1:12.411 (3)	98.39	0.363	12:30:08.840
7 - D1	20.640	38.975	12.879	1:12.494	98.27	0.446	12:31:21.334
8 - D1	20.849	38.986	12.602	1:12.437	98.35	0.389	12:32:33.771
9 - D1	21.131	39.241	12.658	1:13.030	97.55	0.982	12:33:46.801
10 - D1	20.606	38.539	13.846	1:12.991	97.60	0.943	12:34:59.792
11 - D1	21.275	39.168	12.711	1:13.154	97.39	1.106	12:36:12.946
12 - D1	21.852	38.635	14.164	1:14.651	95.43	2.603	12:37:27.597
13 - D1	20.708	38.677	12.663	1:12.048 (1)	98.88		12:38:39.645
14 - D1	20.665	38.615	13.751	1:13.031	97.55	0.983	12:39:52.676
15 - D1	21.018	39.291	12.521	1:12.830	97.82	0.782	12:41:05.506
16 - D1	20.795	38.771	12.638	1:12.204 (2)	98.67	0.156	12:42:17.710
17 - D1	22.098	40.856	13.544	1:16.498	93.13	4.450	12:43:34.208
18 - D1	21.843	40.361	12.917	1:15.121	94.84	3.073	12:44:49.329
19 - D1	21.397	39.459	12.969	1:13.825	96.50	1.777	12:46:03.154
20 - D1	20.617	39.411	13.555	1:13.583	96.82	1.535	12:47:16.737
21 - D1	20.712	39.730	13.846	1:14.288	95.90	2.240	12:48:31.025

GT Cup Championship

RACE 1 - SECTOR ANALYSIS



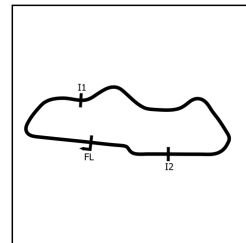
SECTOR 1 = FL to I1, SECTOR 2 = I1 to I2, SECTOR 3 = I2 to FL, DIFF = Difference To Personal Best Lap, P = Crossed Finish Line in Pit Lane, D = Time Disallowed

P29 25 GTH Paddock Motorsport				McLaren 570S GT4			
IDEAL LAP TIME : 1:12.147		BEST LAP TIME : 1:12.450		DIFFERENCE : 0.303			
D1: Kavi JUNDU		D2: Adam HATFIELD (PS)					
LAP	SECTOR 1	SECTOR 2	SECTOR 3	LAP TIME	MPH	DIFF	TIME OF DAY
1 - D1		43.055	13.420	1:27.605	81.32	15.155	12:24:03.093
2 - D1	21.175	39.410	13.342	1:13.927	96.37	1.477	12:25:17.020
3 - D1	21.403	39.836	12.865	1:14.104	96.14	1.654	12:26:31.124
4 - D1	20.752	38.940	13.257	1:12.949	97.66	0.499	12:27:44.073
5 - D1	21.013	38.574	13.223	1:12.810	97.85	0.360	12:28:56.883
6 - D1	20.780	38.700	12.970	1:12.450 (1)	98.33		12:30:09.333
7 - D1	20.729	38.869	12.956	1:12.554 (2)	98.19	0.104	12:31:21.887
8 - D1	20.754	38.946	15.114	1:14.814	95.23	2.364	12:32:36.701
9 - D1	21.354	39.260	13.769	1:14.383	95.78	1.933	12:33:51.084
10 - D1	21.101	39.115	12.986	1:13.202	97.32	0.752	12:35:04.286
11 - D1	20.832	39.154	13.025	1:13.011	97.58	0.561	12:36:17.297
12 - D1	21.279	38.911	12.975	1:13.165	97.37	0.715	12:37:30.462
13 - D1	20.955	38.859	12.982	1:12.796	97.87	0.346	12:38:43.258
14 - D1	20.768	39.433	12.844	1:13.045	97.53	0.595	12:39:56.303
15 - D1	20.763	38.788	14.686	1:14.237	95.97	1.787	12:41:10.540
16 - D1	20.857	38.809	12.936	1:12.602 (3)	98.13	0.152	12:42:23.142
17 - D1	20.817	38.983	12.860	1:12.660	98.05	0.210	12:43:35.802
18 - D1	20.989	40.081	12.985	1:14.055	96.20	1.605	12:44:49.857
19 - D1	21.075	39.693	12.889	1:13.657	96.72	1.207	12:46:03.514
20 - D1	20.801	39.568	13.160	1:13.529	96.89	1.079	12:47:17.043
21 - D1	22.068	39.727	13.458	1:15.253	94.67	2.803	12:48:32.296

P30 14 GTH Greystone GT				McLaren 570S GT4			
IDEAL LAP TIME : 1:11.940		BEST LAP TIME : 1:12.538		DIFFERENCE : 0.598			
D1: Phillip CARTER		D2: Michael BROADHURST (P)					
LAP	SECTOR 1	SECTOR 2	SECTOR 3	LAP TIME	MPH	DIFF	TIME OF DAY
1 - D1		44.668	15.590	1:30.676	78.57	18.138	12:24:06.164
2 - D1	21.706	39.211	13.352	1:14.269	95.93	1.731	12:25:20.433
3 - D1	21.882	38.943	12.867	1:13.692	96.68	1.154	12:26:34.125
4 - D1	20.935	38.496	13.107	1:12.538 (1)	98.21		12:27:46.663
5 - D1	20.726	38.817	13.386	1:12.929	97.69	0.391	12:28:59.592
6 - D1	20.746	38.926	12.989	1:12.661	98.05	0.123	12:30:12.253
7 - D1	21.021	38.973	12.952	1:12.946	97.67	0.408	12:31:25.199
8 - D1	21.417	39.170	13.337	1:13.924	96.37	1.386	12:32:39.123
9 - D1	21.861	39.939	12.978	1:14.778	95.27	2.240	12:33:53.901
10 - D1	20.636	39.544	13.361	1:13.541	96.87	1.003	12:35:07.442
11 - D1	20.901	38.860	12.812	1:12.573 (2)	98.17	0.035	12:36:20.015
12 - D1	20.882	38.735	13.031	1:12.648 (3)	98.07	0.110	12:37:32.663
13 - D1	21.098	39.625	13.363	1:14.086	96.16	1.548	12:38:46.749
14 - D1	21.048	39.126	14.187	1:14.361	95.81	1.823	12:40:01.110
15 - D1	21.271	39.186	13.043	1:13.500	96.93	0.962	12:41:14.610
16 - D1	20.757	39.384	12.808	1:12.949	97.66	0.411	12:42:27.559
17 - D1	20.729	40.202	12.879	1:13.810	96.52	1.272	12:43:41.369
18 - D1	20.806	38.952	12.993	1:12.751	97.93	0.213	12:44:54.120
19 - D1	21.348	40.473	13.990	1:15.811	93.97	3.273	12:46:09.931
20 - D1	20.896	40.091	12.829	1:13.816	96.51	1.278	12:47:23.747
21 - D1	21.134	38.827	12.953	1:12.914	97.71	0.376	12:48:36.661

GT Cup Championship

RACE 1 - SECTOR ANALYSIS



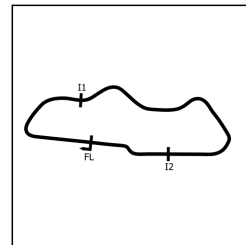
SECTOR 1 = FL to I1, SECTOR 2 = I1 to I2, SECTOR 3 = I2 to FL, DIFF = Difference To Personal Best Lap, P = Crossed Finish Line in Pit Lane, D = Time Disallowed

P31 57 GTH Vector Racing			Aston Martin GT4				
IDEAL LAP TIME : 1:12.290		BEST LAP TIME : 1:12.547		DIFFERENCE : 0.257			
D1: Peter JACKSON							
LAP	SECTOR 1	SECTOR 2	SECTOR 3	LAP TIME	MPH	DIFF	TIME OF DAY
1 - D1		44.385	14.755	1:30.312	78.88	17.765	12:24:05.800
2 - D1	21.707	39.355	13.367	1:14.429	95.72	1.882	12:25:20.229
3 - D1	21.777	38.766	12.891	1:13.434	97.02	0.887	12:26:33.663
4 - D1	21.018	38.654	12.875	1:12.547 (1)	98.20		12:27:46.210
5 - D1	20.856	38.923	13.079	1:12.858	97.78	0.311	12:28:59.068
6 - D1	20.899	39.094	12.818	1:12.811 (2)	97.85	0.264	12:30:11.879
7 - D1	20.911	39.008	12.932	1:12.851 (3)	97.79	0.304	12:31:24.730
8 - D1	20.942	39.267	12.885	1:13.094	97.47	0.547	12:32:37.824
9 - D1	22.321	39.879	12.937	1:15.137	94.82	2.590	12:33:52.961
10 - D1	20.999	39.232	12.912	1:13.143	97.40	0.596	12:35:06.104
11 - D1	21.094	39.036	13.030	1:13.160	97.38	0.613	12:36:19.264
12 - D1	21.083	39.073	12.780	1:12.936	97.68	0.389	12:37:32.200
13 - D1	21.208	39.524	13.421	1:14.153	96.08	1.606	12:38:46.353
14 - D1	21.101	39.454	13.685	1:14.240	95.96	1.693	12:40:00.593
15 - D1	21.419	39.205	12.874	1:13.498	96.93	0.951	12:41:14.091
16 - D1	20.942	40.262	12.925	1:14.129	96.11	1.582	12:42:28.220
17 - D1	21.010	40.020	13.397	1:14.427	95.72	1.880	12:43:42.647
18 - D1	21.599	39.862	14.393	1:15.854	93.92	3.307	12:44:58.501
19 - D1	21.112	43.365	13.029	1:17.506	91.92	4.959	12:46:16.007
20 - D1	21.236	39.057	12.993	1:13.286	97.21	0.739	12:47:29.293
21 - D1	21.157	39.929	13.370	1:14.456	95.68	1.909	12:48:43.749

P32 38 GTO Simpson Motorsport			Marc 11 V8				
IDEAL LAP TIME : 1:08.892		BEST LAP TIME : 1:09.038		DIFFERENCE : 0.146			
D1: Sacha KAKAD		D2: James KAYE (PS)					
LAP	SECTOR 1	SECTOR 2	SECTOR 3	LAP TIME	MPH	DIFF	TIME OF DAY
1 - D1	OUTLAP	42.525	13.754	2:56.744	40.31	1:47.706	12:25:32.232
2 - D1	20.886	38.462	13.181	1:12.529	98.23	3.491	12:26:44.761
3 - D1	21.541	38.865	12.814	1:13.220	97.30	4.182	12:27:57.981
4 - D1	20.108	37.239	12.795	1:10.142	101.57	1.104	12:29:08.123
5 - D1	19.859	36.873	12.512	1:09.244 (2)	102.89	0.206	12:30:17.367
6 - D1	19.909	36.625	12.504	1:09.038 (1)	103.19		12:31:26.405
7 - D1	20.966	38.335	12.851	1:12.152	98.74	3.114	12:32:38.557
8 - D1	20.885	37.522	12.870	1:11.277	99.95	2.239	12:33:49.834
9 - D1	21.334	38.117	12.574	1:12.025	98.91	2.987	12:35:01.859
10 - D1	19.900	37.632	12.962	1:10.494	101.06	1.456	12:36:12.353
11 - D1	19.854	38.347	13.437	1:11.638	99.45	2.600	12:37:23.991
12 - D1	20.443	37.697	12.972	1:11.112	100.18	2.074	12:38:35.103
13 - D1	20.406	38.589	12.552	1:11.547	99.57	2.509	12:39:46.650
14 - D1	19.832	36.958	12.557	1:09.347 (3)	102.73	0.309	12:40:55.997
15 - D1	20.316	42.103	12.775	1:15.194	94.75	6.156	12:42:11.191
16 - D1	20.092	36.833	12.435	1:09.360	102.71	0.322	12:43:20.551
17 - D1	20.616	36.916	12.465	1:09.997	101.78	0.959	12:44:30.548
18 - D1	20.031	37.219	14.032	1:11.282	99.95	2.244	12:45:41.830
19 - D1	20.816	37.847	12.819	1:11.482	99.67	2.444	12:46:53.312
20 - D1	28.368	45.471	12.882	1:26.721	82.15	17.683	12:48:20.033

GT Cup Championship

RACE 1 - SECTOR ANALYSIS



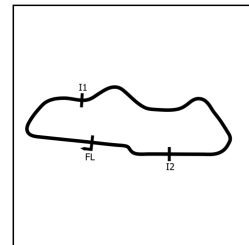
SECTOR 1 = FL to I1, SECTOR 2 = I1 to I2, SECTOR 3 = I2 to FL, DIFF = Difference To Personal Best Lap, P = Crossed Finish Line in Pit Lane, D = Time Disallowed

P33 80 GTH Greystone GT				McLaren 570S GT4			
IDEAL LAP TIME : 1:14.574		BEST LAP TIME : 1:15.698		DIFFERENCE : 1.124			
D1: Ron TRENKA		D2: Jon LANCASTER (P)					
LAP	SECTOR 1	SECTOR 2	SECTOR 3	LAP TIME	MPH	DIFF	TIME OF DAY
1 - D1		44.930	14.857	1:31.797	77.61	16.099	12:24:07.285
2 - D1	22.900	42.418	14.025	1:19.343	89.79	3.645	12:25:26.628
3 - D1	21.739	42.245	13.405	1:17.389	92.06	1.691	12:26:44.017
4 - D1	22.001	42.396	13.430	1:17.827	91.54	2.129	12:28:01.844
5 - D1	21.768	41.210	13.278	1:16.256	93.43	0.558	12:29:18.100
6 - D1	22.491	41.829	13.389	1:17.709	91.68	2.011	12:30:35.809
7 - D1	21.717	41.330	13.659	1:16.706	92.88	1.008	12:31:52.515
8 - D1	21.574	40.941	13.237	1:15.752 (2)	94.05	0.054	12:33:08.267
9 - D1	21.664	41.607	13.153	1:16.424	93.22	0.726	12:34:24.691
10 - D1	21.550	41.048	13.100	1:15.698 (1)	94.11		12:35:40.389
11 - D1	21.292	41.385	13.201	1:15.878	93.89	0.180	12:36:56.267
12 - D1	22.674	43.921	13.339	1:19.934	89.13	4.236	12:38:16.201
13 - D1	22.834	42.174	14.127	1:19.135	90.03	3.437	12:39:35.336
14 - D1	21.805	41.293	15.391	1:18.489	90.77	2.791	12:40:53.825
15 - D1	22.218	43.660	15.137	1:21.015	87.94	5.317	12:42:14.840
16 - D1	22.180	42.442	13.927	1:18.549	90.70	2.851	12:43:33.389
17 - D1	22.135	43.062	14.372	1:19.569	89.54	3.871	12:44:52.958
18 - D1	22.099	40.255	13.795	1:16.149	93.56	0.451	12:46:09.107
19 - D1	23.080	42.570	13.027	1:18.677	90.55	2.979	12:47:27.784
20 - D1	21.397	40.935	13.421	1:15.753 (3)	94.05	0.055	12:48:43.537

P34 91 GTH 24-7 Motorsport				Audi R8 LMS GT4			
IDEAL LAP TIME : 1:16.150		BEST LAP TIME : 1:16.241		DIFFERENCE : 0.091			
D1: David FRANKLAND		D2: Adriano MEDEIROS (P)					
LAP	SECTOR 1	SECTOR 2	SECTOR 3	LAP TIME	MPH	DIFF	TIME OF DAY
1 - D1		44.808	14.628	1:32.119	77.34	15.878	12:24:07.607
2 - D1	22.965	42.299	14.237	1:19.501	89.61	3.260	12:25:27.108
3 - D1	22.267	41.768	15.277	1:19.312	89.83	3.071	12:26:46.420
4 - D1	22.085	40.722	13.934	1:16.741 (2)	92.84	0.500	12:28:03.161
5 - D1	21.721	40.511	14.009	1:16.241 (1)	93.44		12:29:19.402
6 - D1	21.789	42.521	13.959	1:18.269	91.02	2.028	12:30:37.671
7 - D1	22.459	41.166	14.324	1:17.949	91.40	1.708	12:31:55.620
8 - D1	22.239	41.581	13.918	1:17.738 (3)	91.64	1.497	12:33:13.358
9 - D1	21.943	42.932	14.184	1:19.059	90.11	2.818	12:34:32.417
10 - D1	22.287	41.455	14.100	1:17.842	91.52	1.601	12:35:50.259
11 - D1	22.422	43.135	13.940	1:19.497	89.62	3.256	12:37:09.756
12 - D1	22.118	43.975	14.525	1:20.618	88.37	4.377	12:38:30.374
13 - D1	22.044	44.306	IN PIT	1:25.498 P	83.33	9.257	12:39:55.872
14 - D1	OUTLAP	42.962	16.367	3:00.031	39.57	1:43.790	12:42:55.903
15 - D1	23.469	43.740	15.151	1:22.360	86.50	6.119	12:44:18.263
16 - D1	23.600	42.670	14.521	1:20.791	88.18	4.550	12:45:39.054
17 - D1	23.355	43.395	14.529	1:21.279	87.65	5.038	12:47:00.333
18 - D1	23.571	44.016	16.082	1:23.669	85.15	7.428	12:48:24.002

GT Cup Championship

RACE 1 - SECTOR ANALYSIS



SECTOR 1 = FL to I1, SECTOR 2 = I1 to I2, SECTOR 3 = I2 to FL, DIFF = Difference To Personal Best Lap, P = Crossed Finish Line in Pit Lane, D = Time Disallowed

P35 30 GTH Make Happen Racing				Ginetta G55 GT4			
IDEAL LAP TIME : 1:11.940		BEST LAP TIME : 1:12.327		DIFFERENCE : 0.387			
D1: Greg EVANS		D2: Neil BURROUGHS					
LAP	SECTOR 1	SECTOR 2	SECTOR 3	LAP TIME	MPH	DIFF	TIME OF DAY
1 - D1		44.081	13.935	1:28.694	80.32	16.367	12:24:04.182
2 - D1	21.226	38.862	13.563	1:13.651	96.73	1.324	12:25:17.833
3 - D1	20.966	39.615	13.444	1:14.025	96.24	1.698	12:26:31.858
4 - D1	20.761	38.539	13.268	1:12.568 (3)	98.17	0.241	12:27:44.426
5 - D1	20.961	38.561	13.293	1:12.815	97.84	0.488	12:28:57.241
6 - D1	20.677	38.600	13.067	1:12.344 (2)	98.48	0.017	12:30:09.585
7 - D1	20.774	38.725	13.094	1:12.593	98.14	0.266	12:31:22.178
8 - D1	20.714	38.777	14.827	1:14.318	95.86	1.991	12:32:36.496
9 - D1	20.910	38.318	13.099	1:12.327 (1)	98.50		12:33:48.823
10 - D1	20.861	39.675	12.945	1:13.481	96.95	1.154	12:35:02.304
11 - D1	20.718	39.794	14.302	1:14.814	95.23	2.487	12:36:17.118
12 - D1	36.933	1:12.266	IN PIT	2:29.070 P	47.79	1:16.743	12:38:46.188

GT Cup Championship

RACE 1 - BEST SECTORS

SECTOR 1				SECTOR 2				SECTOR 3				IDEAL / BEST COMPARISON				
POS	NO	NAME	TIME	NO	NAME	TIME	NO	NAME	TIME	POS	NO	NAME	IDEAL	BEST	DIFF	
										PERFECT LAP		1:04.472				
1	16	Ram Racing	18.607	66	Enduro Motorsport	34.298	8	Abba Racing	11.567	1	8	Abba Racing	1:04.502	1:04.746	0.244	
2	7	Raw Motorsport	18.607	8	Abba Racing	34.303	16	Ram Racing	11.616	2	66	Enduro Motorsport	1:04.645	1:05.013	0.368	
3	8	Abba Racing	18.632	16	Ram Racing	34.474	66	Enduro Motorsport	11.645	3	16	Ram Racing	1:04.697	1:04.938	0.241	
4	66	Enduro Motorsport	18.702	67	Orange Racing powered by JMH	34.692	67	Orange Racing powered by JMH	11.645	4	67	Orange Racing powered by JMH	1:05.100	1:05.186	0.086	
5	67	Orange Racing powered by JMH	18.763	11	Ram Racing	34.751	7	Raw Motorsport	11.710	5	7	Raw Motorsport	1:05.255	1:05.416	0.161	
6	23	Greystone GT	18.868	7	Raw Motorsport	34.938	11	Ram Racing	11.772	6	11	Ram Racing	1:05.441	1:05.523	0.082	
7	11	Ram Racing	18.918	23	Greystone GT	34.979	23	Greystone GT	11.795	7	23	Greystone GT	1:05.642	1:05.828	0.186	
8	61	Scott Sport	18.972	61	Scott Sport	35.285	61	Scott Sport	11.916	8	61	Scott Sport	1:06.173	1:06.512	0.339	
9	28	SB Race Engineering	19.155	4	Tecserve	35.449	10	Motus One/Team Hard	11.938	9	4	Tecserve	1:06.843	1:07.319	0.476	
10	13	Team Webb	19.174	33	G-Cat Racing	35.732	247	Racelab	11.975	10	33	G-Cat Racing	1:06.928	1:07.221	0.293	
11	33	G-Cat Racing	19.181	44	Paddock Motorsport	35.777	33	G-Cat Racing	12.015	11	44	Paddock Motorsport	1:07.124	1:07.535	0.411	
12	4	Tecserve	19.190	28	SB Race Engineering	36.265	44	Paddock Motorsport	12.062	12	247	Racelab	1:07.739	1:08.013	0.274	
13	44	Paddock Motorsport	19.285	9	Topcats Racing	36.306	4	Tecserve	12.204	13	28	SB Race Engineering	1:07.740	1:07.984	0.244	
14	247	Racelab	19.334	247	Racelab	36.430	13	Team Webb	12.287	14	13	Team Webb	1:07.925	1:08.308	0.383	
15	9	Topcats Racing	19.539	13	Team Webb	36.464	51	Valluga Racing	12.319	15	9	Topcats Racing	1:08.170	1:09.035	0.865	
16	3	Topcats Racing	19.646	38	Simpson Motorsport	36.625	28	SB Race Engineering	12.320	16	10	Motus One/Team Hard	1:08.882	1:09.219	0.337	
17	38	Simpson Motorsport	19.832	10	Motus One/Team Hard	37.100	9	Topcats Racing	12.325	17	38	Simpson Motorsport	1:08.892	1:09.038	0.146	
18	10	Motus One/Team Hard	19.844	6	Century Motorsport	37.167	3	Topcats Racing	12.366	18	3	Topcats Racing	1:09.398	1:09.644	0.246	
19	6	Century Motorsport	20.051	3	Topcats Racing	37.386	6	Century Motorsport	12.377	19	6	Century Motorsport	1:09.595	1:10.082	0.487	
20	50	Valluga Racing	20.261	50	Valluga Racing	37.660	38	Simpson Motorsport	12.435	20	50	Valluga Racing	1:10.465	1:10.550	0.085	
21	69	Make Happen Racing	20.348	69	Make Happen Racing	37.965	52	Valluga Racing	12.479	21	69	Make Happen Racing	1:10.835	1:11.044	0.209	
22	17	Orange Racing powered by JMH	20.403	52	Valluga Racing	37.995	77	Greystone GT	12.521	22	51	Valluga Racing	1:10.905	1:11.001	0.096	
23	51	Valluga Racing	20.485	17	Orange Racing powered by JMH	38.026	69	Make Happen Racing	12.522	23	17	Orange Racing powered by JMH	1:10.977	1:11.198	0.221	
24	78	Fox Motorsport	20.567	51	Valluga Racing	38.101	50	Valluga Racing	12.544	24	52	Valluga Racing	1:11.067	1:11.622	0.555	
25	52	Valluga Racing	20.593	78	Fox Motorsport	38.276	17	Orange Racing powered by JMH	12.548	25	78	Fox Motorsport	1:11.527	1:11.801	0.274	
26	77	Greystone GT	20.606	30	Make Happen Racing	38.318	26	Paddock Motorsport	12.568	26	77	Greystone GT	1:11.666	1:12.048	0.382	
27	96	Make Happen Racing	20.610	26	Paddock Motorsport	38.383	78	Fox Motorsport	12.684	27	26	Paddock Motorsport	1:11.709	1:11.854	0.145	
28	14	Greystone GT	20.636	96	Make Happen Racing	38.408	96	Make Happen Racing	12.744	28	96	Make Happen Racing	1:11.762	1:11.932	0.170	
29	30	Make Happen Racing	20.677	39	Track Focused	38.418	57	Vector Racing	12.780	29	14	Greystone GT	1:11.940	1:12.538	0.598	
30	39	Track Focused	20.718	14	Greystone GT	38.496	14	Greystone GT	12.808	30	30	Make Happen Racing	1:11.940	1:12.327	0.387	
31	25	Paddock Motorsport	20.729	77	Greystone GT	38.539	39	Track Focused	12.819	31	39	Track Focused	1:11.955	1:12.294	0.339	
32	26	Paddock Motorsport	20.758	25	Paddock Motorsport	38.574	25	Paddock Motorsport	12.844	32	25	Paddock Motorsport	1:12.147	1:12.450	0.303	
33	57	Vector Racing	20.856	57	Vector Racing	38.654	30	Make Happen Racing	12.945	33	57	Vector Racing	1:12.290	1:12.547	0.257	
34	80	Greystone GT	21.292	80	Greystone GT	40.255	80	Greystone GT	13.027	34	80	Greystone GT	1:14.574	1:15.698	1.124	
35	91	24-7 Motorsport	21.721	91	24-7 Motorsport	40.511	91	24-7 Motorsport	13.918	35	91	24-7 Motorsport	1:16.150	1:16.241	0.091	

GT Cup Championship

RACE 1 - STATISTICS

Competitors Started 35
Planned Start 2022-04-09 @ 12:25:00.000
Actual Start 2022-04-09 @ 12:22:35.487
Finish Time 2022-04-09 @ 12:48:06.241
Track Length 1.9790mi.
Total Laps 752
Total Distance Covered 1488.2585mi.

Session Fastest Lap History

NO	CL	NAME	LAP TIME	TIME OF DAY	LAP	VEHICLE
16	GT3	Ram Racing	1:10.733	12:23:46.234	1	Mercedes AMG GT3
16	GT3	Ram Racing	1:07.074	12:24:53.308	2	Mercedes AMG GT3
66	GT3	Enduro Motorsport	1:06.606	12:24:56.527	2	Mclaren 720S GT3
16	GT3	Ram Racing	1:06.374	12:25:59.682	3	Mercedes AMG GT3
66	GT3	Enduro Motorsport	1:06.021	12:26:02.548	3	Mclaren 720S GT3
7	GTO	Raw Motorsport	1:05.798	12:26:02.830	3	Radical RXC
66	GT3	Enduro Motorsport	1:05.765	12:27:08.313	4	Mclaren 720S GT3
16	GT3	Ram Racing	1:05.270	12:28:10.781	5	Mercedes AMG GT3
66	GT3	Enduro Motorsport	1:05.133	12:29:19.084	6	Mclaren 720S GT3
16	GT3	Ram Racing	1:04.938	12:30:21.660	7	Mercedes AMG GT3
8	GT3	Abba Racing	1:04.746	12:30:42.960	7	Mercedes AMG GT3

Session Leader History

NO	CL	NAME	FROM LAP	LAPS LED	DISTANCE	VEHICLE
16	GT3	Ram Racing	1	23	45.48 miles	Mercedes AMG GT3

Flag History

TYPE	TIME OF DAY
GREEN	12:22:35.487
FINISH	12:48:06.241

Flag Statistics

TYPE	COUNT	TOTAL LAPS	TOTAL TIME
Green	1	23	29:53.477
Red	0	0	0.000
Safety Car	0	0	0.000
FCY	0	0	0.000

GT Cup Championship

RACE 1 - STATISTICS

CLASS : GT3

10 Starters

Fastest Lap History

NO	NAME	LAP TIME	TIME OF DAY	LAP	VEHICLE
16	Ram Racing	1:10.733	12:23:46.234	1	Mercedes AMG GT3
16	Ram Racing	1:07.074	12:24:53.308	2	Mercedes AMG GT3
66	Enduro Motorsport	1:06.606	12:24:56.527	2	Mclaren 720S GT3
16	Ram Racing	1:06.374	12:25:59.682	3	Mercedes AMG GT3
66	Enduro Motorsport	1:06.021	12:26:02.548	3	Mclaren 720S GT3
16	Ram Racing	1:05.828	12:27:05.509	4	Mercedes AMG GT3
66	Enduro Motorsport	1:05.765	12:27:08.313	4	Mclaren 720S GT3
16	Ram Racing	1:05.270	12:28:10.781	5	Mercedes AMG GT3
66	Enduro Motorsport	1:05.133	12:29:19.084	6	Mclaren 720S GT3
16	Ram Racing	1:04.938	12:30:21.660	7	Mercedes AMG GT3
8	Abba Racing	1:04.746	12:30:42.960	7	Mercedes AMG GT3

Leader History

NO	NAME	FROM LAP	LAPS LED	DISTANCE	VEHICLE
16	Ram Racing	1	23	45.48 miles	Mercedes AMG GT3

GT Cup Championship

RACE 1 - STATISTICS

CLASS : GTC

6 Starters

Fastest Lap History

NO	NAME	LAP TIME	TIME OF DAY	LAP	VEHICLE
247	Racelab	1:16.678	12:23:52.178	1	Ferrari Challenge 488
247	Racelab	1:09.312	12:25:01.491	2	Ferrari Challenge 488
247	Racelab	1:08.171	12:26:09.662	3	Ferrari Challenge 488
247	Racelab	1:08.013	12:27:17.675	4	Ferrari Challenge 488

Leader History

NO	NAME	FROM LAP	LAPS LED	DISTANCE	VEHICLE
247	Racelab	1	22	43.50 miles	Ferrari Challenge 488

GT Cup Championship

RACE 1 - STATISTICS

CLASS : GTH

16 Starters

Fastest Lap History

NO	NAME	LAP TIME	TIME OF DAY	LAP	VEHICLE
69	Make Happen Racing	1:19.568	12:23:55.062	1	Mercedes AMG GT4
69	Make Happen Racing	1:12.462	12:25:07.524	2	Mercedes AMG GT4
69	Make Happen Racing	1:11.130	12:26:18.654	3	Mercedes AMG GT4
69	Make Happen Racing	1:11.044	12:28:41.337	5	Mercedes AMG GT4
50	Valluga Racing	1:10.981	12:28:44.457	5	Porsche Cayman 718 RS Clubsport
50	Valluga Racing	1:10.550	12:33:29.657	9	Porsche Cayman 718 RS Clubsport

Leader History

NO	NAME	FROM LAP	LAPS LED	DISTANCE	VEHICLE
69	Make Happen Racing	1	22	43.50 miles	Mercedes AMG GT4

GT Cup Championship

RACE 1 - STATISTICS

CLASS : GTO

3 Starters

Fastest Lap History


NO	NAME	LAP TIME	TIME OF DAY	LAP	VEHICLE
7	Raw Motorsport	1:14.726	12:23:50.214	1	Radical RXC
7	Raw Motorsport	1:06.805	12:24:57.031	2	Radical RXC
7	Raw Motorsport	1:05.798	12:26:02.830	3	Radical RXC
7	Raw Motorsport	1:05.775	12:28:14.630	5	Radical RXC
7	Raw Motorsport	1:05.416	12:29:20.047	6	Radical RXC

Leader History

NO	NAME	FROM LAP	LAPS LED	DISTANCE	VEHICLE
7	Raw Motorsport	1	23	45.48 miles	Radical RXC

GT Cup Championship

RACE 8 - GRID (50 minutes)

ROW 18	35	91	1:16.241 24-7 Motorsport		
ROW 17	33	57	1:12.547 Vector Racing	34	80 1:15.698 Greystone GT
ROW 16	31	25	1:12.450 Paddock Motorsport	32	14 1:12.538 Greystone GT
ROW 15	29	39	1:12.294 Track Focused	30	30 1:12.327 Make Happen Racing
ROW 14	27	96	1:11.932 Make Happen Racing	28	77 1:12.048 Greystone GT
ROW 13	25	78	1:11.801 Fox Motorsport	26	26 1:11.854 Paddock Motorsport
ROW 12	23	17	1:11.198 Orange Racing powered by JMH	24	52 1:11.622 Valluga Racing
ROW 11	21	51	1:11.001 Valluga Racing	22	69 1:11.044 Make Happen Racing
ROW 10	19	6	1:10.082 Century Motorsport	20	50 1:10.550 Valluga Racing
ROW 9	17	10	1:09.219 Motus One/Team Hard	18	3 1:09.644 Topcats Racing
ROW 8	15	9	1:09.035 Topcats Racing	16	38 1:09.038 Simpson Motorsport
ROW 7	13	247	1:08.013 Racelab	14	13 1:08.308 Team Webb
ROW 6	11	44	1:07.535 Paddock Motorsport	12	28 1:07.984 SB Race Engineering
ROW 5	9	33	1:07.221 G-Cat Racing	10	4 1:07.319 Tecserve
ROW 4	7	23	1:05.828 Greystone GT	8	61 1:06.512 Scott Sport
ROW 3	5	7	1:05.416 Raw Motorsport	6	11 1:05.523 Ram Racing
ROW 2	3	66	1:05.013 Enduro Motorsport	4	67 1:05.186 Orange Racing powered by JMH
ROW 1	1	8	1:04.746 Abba Racing	2	16 1:04.938 Ram Racing
Pole					
					

Donington Park National: 1.9790 miles

These results are provisional until the conclusion of any judicial and technical matters.

Clerk Of Course : Simon Gnana-Pragasam	Stewards :	Timekeeper : Nick Palmer
--	------------	--------------------------

GT Cup Championship

RACE 8 - CLASSIFICATION

POS	NO	CL	PIC	TEAM / DRIVERS	CAR	LAPS	TIME	GAP	DIFF	MPH	BEST	ON
1	66	GT3	1	Enduro Motorsport Mogan TILLBROOK / Marcus CLUTTON (P)	Mclaren 720S GT3	39	51:06.178			90.57	1:04.410	27
2	67	GT3	2	Orange Racing powered by JMH Simon ORANGE / Michael O BRIEN (P)	Mclaren 720S GT3	39	51:12.942	6.764	6.764	90.37	1:04.136	23
3	11 *	GT3	3	Ram Racing Mike PRICE / Callum MACLEOD (P)	Mercedes AMG GT3	39	51:15.510	9.332	2.568	90.30	1:04.295	28
4	8 *	GT3	4	Abba Racing Richard NEARY / Sam NEARY (P)	Mercedes AMG GT3	39	51:17.813	11.635	2.303	90.23	1:04.430	28
5	16	GT3	5	Ram Racing Ian LOGGIE	Mercedes AMG GT3	39	51:25.196	19.018	7.383	90.01	1:04.919	27
6	4	GT3	6	Tecserve Grahame TILLEY / Will TREGURTHA (P)	Mercedes AMG GT3	39	51:29.100	22.922	3.904	89.90	1:04.710	30
7	7 *	GTO	1	Raw Motorsport Steve BURGESS / Ben DIMMACK	Radical RXC	39	51:36.775	30.597	7.675	89.68	1:06.087	34
8	28	GTO	2	SB Race Engineering Paul BAILEY / Ross WYLIE (P)	Mclaren MP4-12C Cam Am	39	51:58.620	52.442	21.845	89.05	1:05.766	39
9	61 *	GT3	7	Scott Sport John DHILLON / Andrea AMICI (P)	Lamborghini Huracan GT3	39	52:09.128	1:02.950	10.508	88.75	1:05.607	24
10	247	GTC	1	Racelab Lucky KHERA / David MCDONALD (P)	Ferrari Challenge 488	38	51:40.406	1 Lap	1 Lap	87.27	1:07.206	20
11	33	GT3	8	G-Cat Racing Shamus JENNINGS / Greg CATON (PS)	Porsche 911 GTR GT3	38	51:52.890	1 Lap	12.484	86.92	1:05.546	31
12	13	GTC	2	Team Webb James WEBB / Tom WEBB	Lamborghini Super Trofeo	38	52:10.627	1 Lap	17.737	86.43	1:10.178	25
13	50	GTH	1	Valluga Racing James WALLIS / Sam MAHER-LOUGHNAN (PS)	Porsche Cayman 718 RS Clubsport	37	51:13.017	2 Laps	1 Lap	85.73	1:10.702	30
14	78	GTH	2	Fox Motorsport Tim DOCKER / Jordan ALBERT (P)	Mclaren 570S GT4	37	51:24.647	2 Laps	11.630	85.41	1:11.197	34
15	52	GTH	3	Valluga Racing Chris BATES / Darren BURKE (P)	Porsche Cayman Clubsport GT4	37	51:25.004	2 Laps	0.357	85.40	1:10.409	26
16	10	GTC	3	Motus One/Team Hard Chris MURPHY / James TAYLOR	Porsche 991.2	37	51:29.260	2 Laps	4.256	85.28	1:09.642	36
17	51	GTH	4	Valluga Racing Neil MACLENNAN / Cameron FENTON	Porsche Cayman Clubsport GT4	37	51:42.284	2 Laps	13.024	84.92	1:11.083	29
18	96	GTH	5	Make Happen Racing Jon CURRIE	Mercedes AMG GT4	37	51:46.574	2 Laps	4.290	84.81	1:12.328	21
19	26	GTH	6	Paddock Motorsport Tehmur CHOHAN / Tom ROCHE (PS)	Mclaren 570S GT4	37	51:46.807	2 Laps	0.233	84.80	1:12.245	20
20	39	GTH	7	Track Focused Darren KELL / James KELL (PS)	Mercedes AMG GT4	37	51:48.002	2 Laps	1.195	84.77	1:11.155	26
21	30	GTH	8	Make Happen Racing Greg EVANS / Neil BURROUGHS	Ginetta G55 GT4	37	51:52.357	2 Laps	4.355	84.65	1:12.258	37
22	77 *	GTH	9	Greystone GT Mark HOPTON / Euan HANKEY (P)	Mclaren 570S GT4	37	51:52.797	2 Laps	0.440	84.64	1:10.871	23
23	14	GTH	10	Greystone GT Phillip CARTER / Michael BROADHURST (P)	Mclaren 570S GT4	37	51:58.822	2 Laps	6.025	84.47	1:11.718	37
24	25	GTH	11	Paddock Motorsport Kavi JUNDU / Adam HATFIELD (PS)	Mclaren 570S GT4	37	52:17.769	2 Laps	18.947	83.96	1:12.150	32
25	17	GTH	12	Orange Racing powered by JMH Russell LINDSAY / Patrick COLLINS	Mclaren 570S GT4	36	51:07.914	3 Laps	1 Lap	83.55	1:13.244	8
26	80 *	GTH	13	Greystone GT Ron TRENKA / Jon LANCASTER (P)	Mclaren 570S GT4	36	51:52.547	3 Laps	44.633	82.36	1:11.093	25
27	91	GTH	14	24-7 Motorsport David FRANKLAND / Adriano MEDEIROS (P)	Audi R8 LMS GT4	35	51:10.647	4 Laps	1 Lap	81.16	1:12.258	33
28	57	GTH	15	Vector Racing Peter JACKSON	Aston Martin GT4	35	51:21.003	4 Laps	10.356	80.89	1:13.210	31
29	3	GTC	4	Topcats Racing Charlotte GILBERT / Charlotte BIRCH	Lamborghini Super Trofeo	35	51:31.365	4 Laps	10.362	80.62	1:09.713	22
30	38	GTO	3	Simpson Motorsport Sacha KAKAD / James KAYE (PS)	Marc 11 V8	29	42:20.731	10 Laps	6 Laps	81.26	1:09.674	23

NOT CLASSIFIED

NC	6	GTC		Century Motorsport Alex STEVENSON / James KELLET (P)	Ginetta G56 Supercup	25	39:36.481	14 Laps	4 Laps	74.89	1:07.677	20
NC	9	GTC		Topcats Racing Warren GILBERT / Jensen LUNN	Lamborghini Super Trofeo	23	51:13.298	16 Laps	2 Laps	53.27	1:10.411	6
NC	44	GT3		Paddock Motorsport Steve RUSTON / John WHITEHOUSE	Mclaren 720S GT3	8	11:36.028	31 Laps	15 Laps	81.69	1:09.954	7
NC	69	GTH		Make Happen Racing Stephen WALTON / Chris HART	Mercedes AMG GT4	2	7:03.761	37 Laps	6 Laps	33.30		
NC	23	GT3		Greystone GT Ian CAMPBELL / Olli WEBB (P)	Mclaren 720S GT3	0						

FASTEST LAP

67	GT3	Orange Racing powered by JMH Simon ORANGE / Michael O BRIEN (P)	Mclaren 720S GT3	23	1:04.136	111.08 mph	178.77 kph
28	GTO	SB Race Engineering Paul BAILEY / Ross WYLIE (P)	Mclaren MP4-12C Cam Am	39	1:05.766	108.33 mph	174.34 kph
247	GTC	Racelab Lucky KHERA / David MCDONALD (P)	Ferrari Challenge 488	20	1:07.206	106.01 mph	170.60 kph
52	GTH	Valluga Racing Chris BATES / Darren BURKE (P)	Porsche Cayman Clubsport GT4	26	1:10.409	101.18 mph	162.84 kph

*Cars 7,8,11,61,77 & 80 - 5 second penalty for exceeding track limits.

Weather / Track : Bright / Dry
These results are provisional until the conclusion of any judicial and technical matters.

Race Distance: 39 Laps / 77.18 miles
Donington Park National: 1.9790 miles
Start: 17:16 Flag 18:07 End: 18:10

Clerk Of Course : Simon Gnana-Pragasam	Stewards :	Timekeeper : Nick Palmer

GT Cup Championship

RACE 8 - LAP CHART

LAP 1 @ 17:17:29.504			LAP 2 @ 17:18:37.352			LAP 3 @ 17:20:27.430			LAP 4 @ 17:22:31.252			LAP 5 @ 17:24:14.297		
NO	BEHIND	LAP TIME	NO	BEHIND	LAP TIME	NO	BEHIND	LAP TIME	NO	BEHIND	LAP TIME	NO	BEHIND	LAP TIME
8		1:13.765	8		1:07.848	8		1:50.078	8		2:03.822	8		1:43.045
16	0.514	1:14.279	16	0.196	1:07.530	16	0.954	1:50.836	16	0.942	2:03.810	16	1.302	1:43.405
66	0.958	1:14.723	66	0.658	1:07.548	66	1.783	1:51.203	66	1.616	2:03.655	SC	4 Laps	1:45.592 P
67	1.601	1:15.366	67	1.226	1:07.473	67	2.181	1:51.033	67	2.281	2:03.922	66	1.562	1:42.991
7	2.125	1:15.890	7	2.571	1:08.294	7	2.774	1:50.281	7	4.094	2:05.142	67	1.955	1:42.719
11	4.192	1:17.957	11	4.635	1:08.291	11	3.090	1:48.533	11	4.855	2:05.587	7	2.634	1:41.585
4	4.364	1:18.129	4	7.726	1:11.210	4	4.262	1:46.614	4	5.841	2:05.401	11	3.583	1:41.773
13	5.014	1:18.779	13	10.130	1:12.964	13	5.375	1:45.323	13	7.085	2:05.532	4	4.285	1:41.489
44	6.330	1:20.095	33	11.965	1:12.644	33	6.340	1:44.453	33	7.578	2:05.060	13	5.203	1:41.163
33	7.169	1:20.934	44	12.245	1:13.763	44	7.111	1:44.944	44	8.204	2:04.915	33	6.359	1:41.826
9	7.460	1:21.225	9	12.916	1:13.304	9	7.476	1:44.638	9	9.424	2:05.770	44	6.597	1:41.438
61	7.757	1:21.522	61	13.299	1:13.390	61	8.135	1:44.914	61	10.344	2:06.031	9	7.146	1:40.767
247	7.921	1:21.686	247	13.769	1:13.696	247	8.727	1:45.036	247	10.932	2:06.027	61	8.028	1:40.729
28	9.334	1:23.099	28	14.181	1:12.695	28	9.804	1:45.701	28	12.063	2:06.081	247	8.323	1:40.436
6	10.029	1:23.794	6	16.371	1:14.190	6	11.225	1:44.932	6	13.045	2:05.642	28	9.506	1:40.488
50	10.696	1:24.461	50	16.729	1:13.881	50	11.876	1:45.225	50	14.401	2:06.347	6	10.463	1:40.463
17	12.756	1:26.521	17	19.501	1:14.593	17	12.651	1:43.228	17	15.230	2:06.401	50	10.717	1:39.361
52	13.101	1:26.866	52	20.316	1:15.063	52	13.185	1:42.947	52	15.910	2:06.547	17	12.084	1:39.899
78	17.339	1:31.104	78	24.112	1:14.621	78	14.119	1:40.085	78	17.212	2:06.915	52	12.412	1:39.547
26	18.352	1:32.117	96	27.139	1:16.473	96	16.001	1:38.940	96	18.389	2:06.210	78	13.002	1:38.835
96	18.514	1:32.279	26	27.580	1:17.076	26	16.109	1:38.607	26	18.800	2:06.513	96	14.295	1:38.951
30	18.720	1:32.485	30	27.782	1:16.910	30	16.599	1:38.895	30	19.851	2:07.074	26	14.507	1:38.752
77	19.542	1:33.307	77	28.859	1:17.165	77	17.392	1:38.611	77	20.982	2:07.412	30	15.927	1:39.121
10	20.058	1:33.823	10	31.946	1:19.736	25	18.320	1:35.818	25	21.828	2:07.330	77	16.167	1:38.230
14	20.599	1:34.364	25	32.580	1:19.374	10	19.593	1:37.725	10	22.911	2:07.140	25	18.117	1:39.334
25	21.054	1:34.819	39	33.213	1:19.677	39	20.223	1:37.088	39	23.798	2:07.397	10	19.219	1:39.353
39	21.384	1:35.149	57	33.760	1:20.049	57	21.072	1:37.390	57	24.839	2:07.589	39	19.864	1:39.111
57	21.559	1:35.324	14	35.250	1:22.499	14	21.588	1:36.416	14	25.724	2:07.958	57	20.250	1:38.456
80	22.518	1:36.283	51	35.803	1:20.753	51	22.415	1:36.690	51	26.877	2:08.284	14	20.871	1:38.192
51	22.898	1:36.663	38	36.872	1:19.895	38	23.016	1:36.222	38	27.903	2:08.709	51	21.354	1:37.522
91	24.454	1:38.219	80	39.640	1:24.970	80	25.145	1:35.583	80	28.919	2:07.596	38	21.633	1:36.775
38	24.825	1:38.590	91	40.725	1:24.119	91	25.881	1:35.234	91	30.337	2:08.278	80	23.043	1:37.169
69	39.831	1:53.596 P	3	1 Lap	3:20.366	3	1 Lap	1:24.868	3	1 Lap	2:01.674	91	24.356	1:37.064
									69	2 Laps	5:10.165 P	3	1 Lap	1:36.942

GT Cup Championship

RACE 8 - LAP CHART

LAP 6 @ 17:25:21.444			LAP 7 @ 17:26:27.784			LAP 8 @ 17:27:33.788			LAP 9 @ 17:28:39.806			LAP 10 @ 17:29:46.443		
NO	BEHIND	LAP TIME	NO	BEHIND	LAP TIME	NO	BEHIND	LAP TIME	NO	BEHIND	LAP TIME	NO	BEHIND	LAP TIME
8		1:07.147	8		1:06.340	8		1:06.004	8		1:06.018	8		1:06.637
16	1.774	1:07.619	16	1.788	1:06.354	16	2.023	1:06.239	16	1.840	1:05.835	16	1.772	1:06.569
66	2.424	1:08.009	66	2.309	1:06.225	66	2.439	1:06.134	66	2.237	1:05.816	66	2.358	1:06.758
67	3.171	1:08.363	67	3.317	1:06.486	67	3.102	1:05.789	67	2.626	1:05.542	67	2.742	1:06.753
7	3.916	1:08.429	7	4.773	1:07.197	7	5.729	1:06.960	7	6.744	1:07.033	7	7.495	1:07.388
11	4.575	1:08.139	11	5.412	1:07.177	11	6.315	1:06.907	11	7.349	1:07.052	11	9.498	1:08.786
4	6.403	1:09.265	4	8.675	1:08.612	4	11.386	1:08.715	4	13.725	1:08.357	91	1 Lap	1:21.480
13	8.719	1:10.663	13	12.756	1:10.377	33	16.966	1:09.823	33	19.010	1:08.062	4	15.636	1:08.548
33	9.562	1:10.350	33	13.147	1:09.925	13	17.739	1:10.987	13	22.287	1:10.566	33	20.235	1:07.862
44	9.698	1:10.248	44	13.312	1:09.954	44	17.979	1:10.671	61	23.904	1:11.397	13	26.160	1:10.510
9	10.410	1:10.411	61	14.295	1:09.531	61	18.525	1:10.234	247	24.396	1:11.629	61	26.641	1:09.374
61	11.104	1:10.223	9	14.614	1:10.544	247	18.785	1:10.034	28	24.927	1:10.563	247	27.064	1:09.305
247	11.235	1:10.059	247	14.755	1:09.860	28	20.382	1:09.589	9	31.403	1:15.923	28	28.789	1:10.499
28	13.387	1:11.028	28	16.797	1:09.750	9	21.498	1:12.888	6	33.026	1:11.776	9	39.130	1:14.364
6	15.979	1:12.663	6	21.698	1:12.059	6	27.268	1:11.574	50	33.471	1:11.423	6	40.196	1:13.807
50	16.316	1:12.746	50	21.941	1:11.965	50	28.066	1:12.129	52	38.358	1:12.071	50	40.606	1:13.772
17	19.448	1:14.511	52	26.527	1:13.073	52	32.305	1:11.782	17	41.948	1:13.832	52	43.962	1:12.241
52	19.794	1:14.529	17	26.894	1:13.786	17	34.134	1:13.244	78	42.173	1:13.542	78	49.701	1:14.165
78	20.014	1:14.159	78	27.217	1:13.543	78	34.649	1:13.436	26	44.473	1:13.719	17	50.222	1:14.911
96	21.950	1:14.802	96	29.588	1:13.978	96	36.530	1:12.946	30	44.726	1:13.390	30	50.870	1:12.781
26	22.201	1:14.841	26	29.784	1:13.923	26	36.772	1:12.992	96	45.548	1:15.036	26	51.610	1:13.774
30	22.468	1:13.688	30	30.095	1:13.967	30	37.354	1:13.263	77	45.973	1:14.196	96	52.688	1:13.777
77	23.178	1:14.158	77	30.614	1:13.776	77	37.795	1:13.185	25	46.375	1:14.026	77	53.177	1:13.841
25	23.968	1:12.998	25	31.317	1:13.689	25	38.367	1:13.054	38	47.678	1:11.360	25	53.787	1:14.049
10	27.685	1:15.613	10	36.402	1:15.057	38	42.336	1:11.808	10	53.058	1:13.981	38	54.279	1:13.238
39	28.192	1:15.475	38	36.532	1:13.890	10	45.095	1:14.697	39	53.427	1:13.751	57	1:01.199	1:14.251
57	28.791	1:15.688	39	36.926	1:15.074	39	45.694	1:14.772	57	53.585	1:13.754	10	1:04.018	1:17.597
38	28.982	1:14.496	57	37.350	1:14.899	57	45.849	1:14.503	14	54.063	1:13.723	39	1:04.685	1:17.895
14	29.728	1:16.004	14	37.825	1:14.437	14	46.358	1:14.537	51	54.615	1:14.069	51	1:05.022	1:17.044
51	29.992	1:15.785	51	38.328	1:14.676	51	46.564	1:14.240	3	1 Lap	1:11.977	14	1:05.278	1:17.852
80	32.670	1:16.774	80	42.464	1:16.134	3	1 Lap	1:15.210	80	1:04.019	1:16.537			
91	35.978	1:18.769	3	1 Lap	1:14.307	80	53.500	1:17.040						
3	1 Lap	1:17.986	91	49.096	1:19.458	91	1:01.802	1:18.710						

GT Cup Championship

RACE 8 - LAP CHART

LAP 11 @ 17:30:55.603			LAP 12 @ 17:32:49.257			LAP 13 @ 17:34:48.188			LAP 14 @ 17:36:44.851			LAP 15 @ 17:38:42.749		
NO	BEHIND	LAP TIME	NO	BEHIND	LAP TIME	NO	BEHIND	LAP TIME	NO	BEHIND	LAP TIME	NO	BEHIND	LAP TIME
8		1:09.160	8		1:53.654	8		1:58.931	8		1:56.663	8		1:57.898
16	0.700	1:08.088	16	1.016	1:53.970	16	1.096	1:59.011	16	0.677	1:56.244	16	0.997	1:58.218
66	1.353	1:08.155	66	2.040	1:54.341	66	1.820	1:58.711	66	1.386	1:56.229	66	1.757	1:58.269
67	1.876	1:08.294	67	2.826	1:54.604	67	2.925	1:59.030	67	2.246	1:55.984	67	2.753	1:58.405
7	6.594	1:08.259	7	4.633	1:51.693	7	4.339	1:58.637	7	3.390	1:55.714	7	3.652	1:58.160
80	1 Lap	1:20.387	80	1 Lap	1:50.468	80	1 Lap	1:58.654	80	1 Lap	1:55.612	80	1 Lap	1:59.242
11	9.020	1:08.682	11	6.341	1:50.975	11	5.983	1:58.573	11	4.739	1:55.419	11	6.104	1:59.263
3	2 Laps	1:33.538	3	2 Laps	1:43.726	3	2 Laps	1:58.715	3	2 Laps	1:55.651	3	2 Laps	1:59.727
4	17.612	1:11.136	4	7.873	1:43.915	4	7.625	1:58.683	4	6.788	1:55.826	4	8.385	1:59.495
91	1 Lap	1:20.160	91	1 Lap	1:41.228	91	1 Lap	1:58.616	91	1 Lap	1:55.823	91	1 Lap	1:59.624
33	22.249	1:11.174	33	9.605	1:41.010	33	9.515	1:58.841	33	8.518	1:55.666	33	10.490	1:59.870
61	28.184	1:10.703	61	10.404	1:35.874	61	10.337	1:58.864	61	9.201	1:55.527	61	11.039	1:59.736
13	31.293	1:14.293	13	11.763	1:34.124	13	11.724	1:58.892	13	10.513	1:55.452	13	12.407	1:59.792
247	31.750	1:13.846	247	12.393	1:34.297	247	12.301	1:58.839	247	11.161	1:55.523	247	13.143	1:59.880
28	33.268	1:13.639	28	14.126	1:34.512	28	13.449	1:58.254	28	12.295	1:55.509	28	14.567	2:00.170
9	51.006	1:21.036	9	21.975	1:24.623	9	15.524	1:52.480	9	14.368	1:55.507	9	16.996	2:00.526
6	51.391	1:20.355	6	22.546	1:24.809	6	16.293	1:52.678	6	15.310	1:55.680	6	18.008	2:00.596
50	52.305	1:20.859	50	23.180	1:24.529	50	16.877	1:52.628	50	16.164	1:55.950	50	18.510	2:00.244
52	53.223	1:18.421	52	23.814	1:24.245	52	17.573	1:52.690	52	17.918	1:57.008	52	19.054	1:59.034
78	55.893	1:15.352	78	24.853	1:22.614	78	18.738	1:52.816	78	18.848	1:56.773	78	20.161	1:59.211
30	56.618	1:14.908	30	25.392	1:22.428	30	19.592	1:53.131	30	19.431	1:56.502	30	20.883	1:59.350
17	58.095	1:17.033	17	26.367	1:21.926	17	20.972	1:53.536	17	20.182	1:55.873	17	21.910	1:59.626
26	58.649	1:16.199	26	26.755	1:21.760	26	21.648	1:53.824	26	21.139	1:56.154	26	22.633	1:59.392
96	1:00.265	1:16.737	96	27.956	1:21.345	96	22.395	1:53.370	96	21.917	1:56.185	96	23.934	1:59.915
77	1:00.554	1:16.537	77	28.368	1:21.468	77	23.400	1:53.963	77	22.677	1:55.940	77	24.818	2:00.039
25	1:01.198	1:16.571	25	28.915	1:21.371	25	24.389	1:54.405	25	23.369	1:55.643	25	25.598	2:00.127
38	1:01.811	1:16.692	38	30.115	1:21.958	38	25.478	1:54.294	38	24.485	1:55.670	38	26.843	2:00.256
57	1:09.718	1:17.679	57	33.646	1:17.582	57	26.853	1:52.138	57	26.629	1:56.439	57	28.004	1:59.273
10	1:14.342	1:19.484	10	37.901	1:17.213	10	27.271	1:48.301	10	27.903	1:57.295	10	28.991	1:58.986
39	1:14.840	1:19.315	39	38.339	1:17.153	39	28.073	1:48.665	39	28.650	1:57.240	39	29.589	1:58.837
51	1:15.881	1:20.019	51	39.280	1:17.053	51	29.457	1:49.108	51	29.431	1:56.637	51	30.639	1:59.106
14	1:16.692	1:20.574	14	39.584	1:16.546	14	30.325	1:49.672	14	30.211	1:56.549	14	31.105	1:58.792
			SC	10 Laps	10:31.652	SC	10 Laps	1:56.374	SC	10 Laps	1:56.353	SC	10 Laps	1:54.225 P

GT Cup Championship

RACE 8 - LAP CHART

LAP 16 @ 17:40:36.556			LAP 17 @ 17:41:44.332			LAP 18 @ 17:42:55.348			LAP 19 @ 17:44:26.551			LAP 20 @ 17:45:40.852		
NO	BEHIND	LAP TIME	NO	BEHIND	LAP TIME	NO	BEHIND	LAP TIME	NO	BEHIND	LAP TIME	NO	BEHIND	LAP TIME
16		1:52.810	16		1:07.776	16		1:11.016 P	50		1:11.051	50		1:14.301 P
8	2.017	1:55.824 P	13	11.725	1:11.891	13	13.825	1:13.116 P	52	4.254	1:12.330	67	1 Lap	1:06.816
66	3.295	1:55.345 P	80	1 Lap	1:17.287	7	1 Lap	2:30.081	78	4.804	1:12.742	78	3.720	1:13.217
80	1 Lap	1:51.815	3	2 Laps	1:17.371	50	20.152	1:12.642	11	1 Lap	1:08.262	4	1 Lap	1:06.935
3	2 Laps	1:50.683	50	18.526	1:12.737	80	1 Lap	1:21.022	8	1 Lap	1:08.985	52	5.520	1:15.567 P
67	4.654	1:55.708 P	52	20.611	1:13.978	52	23.127	1:13.532	30	5.907	1:13.604	26	6.103	1:12.245
7	6.223	1:56.378 P	91	1 Lap	1:21.885	78	23.265	1:13.269	26	8.159	1:14.031	30	7.533	1:15.927 P
91	1 Lap	1:50.713	78	21.012	1:13.994	30	23.506	1:13.349	67	1 Lap	1:07.462	96	8.948	1:13.141
11	7.444	1:55.147 P	30	21.173	1:13.750	66	1 Lap	2:39.717	17	9.133	1:14.249	17	12.127	1:17.295 P
13	7.610	1:49.010	26	22.948	1:15.057	26	25.331	1:13.399	96	10.108	1:14.522	77	13.741	1:16.786 P
4	9.615	1:55.037 P	17	23.236	1:15.491	3	2 Laps	1:22.858 P	25	11.002	1:13.942	25	14.915	1:18.214 P
33	10.944	1:54.261 P	96	23.543	1:14.768	17	26.087	1:13.867	77	11.256	1:12.979	28	1 Lap	1:09.283
61	12.099	1:54.867 P	77	23.834	1:14.587	96	26.789	1:14.262	4	1 Lap	1:08.105	39	20.254	1:18.454 P
247	13.339	1:54.003 P	25	24.430	1:14.837	8	1 Lap	2:44.727	80	1 Lap	1:22.598	80	1 Lap	1:21.603 P
50	13.565	1:48.862	39	27.641	1:13.726	25	28.263	1:14.849	39	16.101	1:13.335	14	22.891	1:20.644 P
52	14.409	1:49.162	51	28.456	1:13.884	11	1 Lap	2:39.882	14	16.548	1:13.406	51	24.085	1:20.727 P
78	14.794	1:48.440	14	28.617	1:13.727	77	29.480	1:16.662	51	17.659	1:14.691	6	1 Lap	1:07.863
28	15.045	1:54.285 P	57	38.443	1:26.981 P	67	1 Lap	2:46.785	28	1 Lap	1:09.059	247	1 Lap	1:07.500
30	15.199	1:48.123				39	33.969	1:17.344	91	1 Lap	1:19.557	61	1 Lap	1:06.391
17	15.521	1:47.418				51	34.171	1:16.731	6	1 Lap	1:08.468	33	1 Lap	1:07.609
26	15.667	1:46.841				14	34.345	1:16.744	247	1 Lap	1:08.621	91	1 Lap	1:24.384 P
96	16.551	1:46.424				4	1 Lap	2:44.408	61	1 Lap	1:07.020	57	1 Lap	1:14.022
77	17.023	1:46.012				91	1 Lap	1:25.825	57	1 Lap	2:41.649	16	48.415	1:06.537
25	17.369	1:45.578				28	1 Lap	2:49.416	33	1 Lap	1:08.773	3	3 Laps	3:10.002
9	17.719	1:54.530 P				6	1 Lap	2:53.221	16	56.179	2:27.382	7	51.527	1:06.436
57	19.238	1:45.041				247	1 Lap	3:02.605	10	1 Lap	1:11.907	10	1 Lap	1:10.973
6	19.429	1:55.228 P				61	1 Lap	3:07.259	7	59.392	1:06.666	66	55.309	1:05.102
38	21.496	1:48.460 P				33	1 Lap	3:09.011	38	1 Lap	1:12.587	38	1 Lap	1:11.297
39	21.691	1:45.909				10	1 Lap	3:11.409	66	1:04.508	1:04.754	11	1:01.329	1:04.514
51	22.348	1:45.516				38	1 Lap	3:19.381	11	1:11.116	1:05.523	8	1:02.779	1:04.869
14	22.666	1:45.368				7	1:23.929	1:06.417	8	1:12.211	1:06.477	67	1:06.123	1:04.702
10	24.364	1:49.180 P				66	1:30.957	1:06.737	13	1:12.349	2:29.727	13	1:09.623	1:11.575
												4	1:10.165	1:05.398

GT Cup Championship

RACE 8 - LAP CHART

LAP 21 @ 17:46:56.979			LAP 22 @ 17:48:09.004			LAP 23 @ 17:49:24.348			LAP 24 @ 17:50:54.902			LAP 25 @ 17:52:00.522		
NO	BEHIND	LAP TIME	NO	BEHIND	LAP TIME	NO	BEHIND	LAP TIME	NO	BEHIND	LAP TIME	NO	BEHIND	LAP TIME
78		1:12.407	78		1:12.025	78		1:15.344 P	16		1:06.056	16		1:05.620
26	4.842	1:14.866 P	28	1 Lap	1:06.655	61	1 Lap	1:05.758	66	2.908	1:05.095	96	1 Lap	1:12.488
96	5.149	1:12.328	96	8.863	1:15.739 P	247	1 Lap	1:08.000	26	1 Lap	1:13.776	66	2.029	1:04.741
28	1 Lap	1:06.960	61	1 Lap	1:07.196	50	1 Lap	1:11.324	7	6.334	1:07.354	78	1 Lap	2:43.263
6	1 Lap	1:07.677	50	1 Lap	2:44.014	26	1 Lap	2:44.545	52	1 Lap	1:11.607	7	7.414	1:06.700
247	1 Lap	1:07.206	247	1 Lap	1:09.053	16	24.498	1:07.517	11	9.009	1:05.555	11	9.057	1:05.668
61	1 Lap	1:06.826	33	1 Lap	1:10.355 P	52	1 Lap	1:13.310	8	9.658	1:05.024	8	9.248	1:05.210
33	1 Lap	1:06.451	52	1 Lap	2:50.434	30	1 Lap	1:14.465	30	1 Lap	1:13.330	67	9.985	1:04.673
16	38.100	1:05.812	17	1 Lap	2:43.850	66	28.367	1:05.914	67	10.932	1:04.691	52	1 Lap	1:11.552
57	1 Lap	1:18.031 P	30	1 Lap	2:48.754	17	1 Lap	1:16.231	17	1 Lap	1:14.843	26	1 Lap	1:13.572
25	40.653	1:41.865 P	16	32.325	1:06.250	7	29.534	1:07.270	51	1 Lap	1:12.131	30	1 Lap	1:12.877
7	43.221	1:07.821	51	1 Lap	2:39.848	51	1 Lap	1:13.057	39	1 Lap	1:11.468	4	22.433	1:06.645
66	44.812	1:05.630	7	37.608	1:06.412	11	34.008	1:05.460	80	2 Laps	1:11.578	51	1 Lap	1:13.355
3	3 Laps	1:12.752	66	37.797	1:05.010	8	35.188	1:05.221	4	21.408	1:06.451	17	1 Lap	1:15.585
10	1 Lap	1:11.667	39	1 Lap	2:46.558	39	1 Lap	1:12.065	3	3 Laps	1:10.803	39	1 Lap	1:12.457
11	50.084	1:04.882	80	2 Laps	2:46.418	80	2 Laps	1:11.574	10	1 Lap	1:10.708	80	2 Laps	1:11.957
8	51.585	1:04.933	11	43.892	1:05.833	67	36.795	1:04.136	14	1 Lap	1:11.814	3	3 Laps	1:09.713
67	54.711	1:04.715	8	45.311	1:05.751	9	5 Laps	2:02.821 P	77	1 Lap	1:10.871	10	1 Lap	1:09.720
38	1 Lap	1:11.660	67	48.003	1:05.317	3	3 Laps	1:10.100	38	1 Lap	1:09.674	77	1 Lap	1:10.983
4	59.485	1:05.447	3	3 Laps	1:13.132	10	1 Lap	1:09.837	6	2 Laps	2:05.846	6	2 Laps	1:08.400
13	1:04.758	1:11.262	14	1 Lap	2:53.990	4	45.511	1:06.479	33	1 Lap	1:06.693	33	1 Lap	1:08.210
9	4 Laps	7:07.496	10	1 Lap	1:11.085	14	1 Lap	1:12.334	57	2 Laps	1:13.820	14	1 Lap	1:13.668
			77	1 Lap	3:05.332	77	1 Lap	1:11.240	28	39.207	1:07.832	38	1 Lap	1:11.367
			4	54.376	1:06.916	38	1 Lap	1:11.119	13	40.779	1:11.043	28	40.488	1:06.901
			38	1 Lap	1:11.196	57	2 Laps	2:40.872	25	1 Lap	1:13.185	57	2 Laps	1:13.750
			13	1:04.984	1:12.251	33	1 Lap	1:49.819	61	45.570	1:05.607	13	45.337	1:10.178
			91	2 Laps	3:00.534	25	1 Lap	2:46.665	91	2 Laps	1:13.254	61	45.670	1:05.720
			28	1:10.903	1:06.933	13	1:00.290	1:10.650	247	53.369	1:07.777	25	1 Lap	1:12.284
			6	1 Lap	2:06.744 P	28	1:01.929	1:06.370	50	1:03.188	1:11.036	91	2 Laps	1:12.326
						91	2 Laps	1:12.859				247	55.258	1:07.509
						61	1:10.517	1:05.760						
						247	1:16.146	1:07.614						
						50	1:22.706	1:10.864						
						96	1:25.121	2:31.602						

GT Cup Championship

RACE 8 - LAP CHART

LAP 26 @ 17:53:06.058			LAP 27 @ 17:54:10.977			LAP 28 @ 17:55:16.337			LAP 29 @ 17:56:21.957			LAP 30 @ 17:57:29.320		
NO	BEHIND	LAP TIME	NO	BEHIND	LAP TIME	NO	BEHIND	LAP TIME	NO	BEHIND	LAP TIME	NO	BEHIND	LAP TIME
16		1:05.536	16		1:04.919	16		1:05.360	16		1:05.620	66		1:07.002
66	1.325	1:04.832	66	0.816	1:04.410	57	3 Laps	1:15.224	66	0.361	1:05.631	247	1 Lap	1:09.664
50	1 Lap	1:11.374	11	9.106	1:05.051	66	0.350	1:04.894	25	2 Laps	1:13.137	13	1 Lap	1:12.034
96	1 Lap	1:12.543	8	9.831	1:05.447	91	3 Laps	1:13.418	11	8.119	1:05.698	11	5.691	1:04.935
7	8.807	1:06.929	50	1 Lap	1:11.552	11	8.041	1:04.295	57	3 Laps	1:13.853	8	5.864	1:04.907
11	8.974	1:05.453	67	10.856	1:06.110	8	8.901	1:04.430	8	8.320	1:05.039	67	6.788	1:05.302
8	9.303	1:05.591	7	11.914	1:08.026	67	10.004	1:04.508	67	8.849	1:04.465	16	8.911	1:16.274
67	9.665	1:05.216	96	1 Lap	1:13.814	7	13.767	1:07.213	91	3 Laps	1:13.332	25	2 Laps	1:13.073
78	1 Lap	1:12.185	78	1 Lap	1:11.256	50	1 Lap	1:11.680	7	14.298	1:06.151	7	13.505	1:06.570
52	1 Lap	1:10.611	4	22.373	1:05.250	4	22.677	1:05.664	50	1 Lap	1:11.000	57	3 Laps	1:13.650
26	1 Lap	1:12.548	52	1 Lap	1:10.409	96	1 Lap	1:13.565	4	21.898	1:04.841	91	3 Laps	1:12.270
4	22.042	1:05.145	26	1 Lap	1:12.566	78	1 Lap	1:11.478	78	1 Lap	1:11.977	4	19.245	1:04.710
30	1 Lap	1:13.143	30	1 Lap	1:13.305	52	1 Lap	1:11.102	96	1 Lap	1:14.144	50	1 Lap	1:11.256
51	1 Lap	1:11.578	51	1 Lap	1:11.338	26	1 Lap	1:12.394	52	1 Lap	1:10.824	78	1 Lap	1:11.225
39	1 Lap	1:11.626	39	1 Lap	1:11.155	6	3 Laps	2:09.615 P	33	1 Lap	1:06.521	52	1 Lap	1:10.859
80	2 Laps	1:12.558	80	2 Laps	1:11.093	33	1 Lap	1:08.034	26	1 Lap	1:13.331	33	1 Lap	1:05.961
3	3 Laps	1:10.983	10	1 Lap	1:09.760	30	1 Lap	1:12.922	51	1 Lap	1:12.025	96	1 Lap	1:13.615
10	1 Lap	1:10.774	33	1 Lap	1:07.832	51	1 Lap	1:11.536	28	48.353	1:09.076	28	47.586	1:06.596
17	1 Lap	1:16.068	3	3 Laps	1:12.009	39	1 Lap	1:11.755	39	1 Lap	1:12.262	26	1 Lap	1:12.629
33	1 Lap	1:06.704	17	1 Lap	1:14.506	10	1 Lap	1:10.804	10	1 Lap	1:11.694	51	1 Lap	1:11.083
6	2 Laps	1:08.401	28	43.422	1:06.697	80	2 Laps	1:12.330	30	1 Lap	1:14.260	61	51.751	1:07.595
77	1 Lap	1:11.618	77	1 Lap	1:11.160	3	3 Laps	1:10.246	3	3 Laps	1:10.886	39	1 Lap	1:11.312
14	1 Lap	1:11.993	14	1 Lap	1:11.899	28	44.897	1:06.835	80	2 Laps	1:12.420	10	1 Lap	1:10.708
28	41.644	1:06.692	61	49.962	1:07.451	77	1 Lap	1:11.804	61	51.519	1:05.689	3	3 Laps	1:10.846
38	1 Lap	1:12.486	38	1 Lap	1:14.335	61	51.450	1:06.848	77	1 Lap	1:10.897	30	1 Lap	1:13.291
61	47.430	1:07.296	13	58.087	1:10.992	17	1 Lap	1:15.598	14	1 Lap	1:12.036	80	2 Laps	1:12.294
13	52.014	1:12.213	247	1:02.305	1:08.785	14	1 Lap	1:11.953	17	1 Lap	1:14.750	77	1 Lap	1:11.117
57	2 Laps	1:16.271	25	1 Lap	1:13.021	38	1 Lap	1:11.567	38	1 Lap	1:10.467			
25	1 Lap	1:12.459				13	1:03.281	1:10.554						
247	58.439	1:08.717				247	1:04.340	1:07.395						
91	2 Laps	1:13.157												

GT Cup Championship

RACE 8 - LAP CHART

LAP 31 @ 17:58:34.902			LAP 32 @ 17:59:40.346			LAP 33 @ 18:00:46.185			LAP 34 @ 18:01:53.156			LAP 35 @ 18:02:58.515		
NO	BEHIND	LAP TIME	NO	BEHIND	LAP TIME	NO	BEHIND	LAP TIME	NO	BEHIND	LAP TIME	NO	BEHIND	LAP TIME
66		1:05.582	66		1:05.444	66		1:05.839	66		1:06.971	66		1:05.359
14	2 Laps	1:11.736	77	2 Laps	1:11.716	80	3 Laps	1:11.769	3	4 Laps	1:11.022	9	15 Laps	1:23.991
38	2 Laps	1:11.282	247	1 Lap	1:07.913	30	2 Laps	1:13.016	26	2 Laps	1:13.122	96	2 Laps	1:13.408
247	1 Lap	1:08.278	11	6.550	1:06.027	77	2 Laps	1:11.297	51	2 Laps	1:11.417	10	2 Laps	1:10.310
17	2 Laps	1:15.686	8	6.731	1:06.045	11	6.639	1:05.928	39	2 Laps	1:11.483	3	4 Laps	1:09.755
11	5.967	1:05.858	67	7.235	1:06.230	8	6.858	1:05.966	11	4.644	1:04.976	11	6.437	1:07.152
8	6.130	1:05.848	14	2 Laps	1:14.241	67	7.416	1:06.020	8	6.191	1:06.304	8	6.575	1:05.743
67	6.449	1:05.243	16	12.307	1:07.702	247	1 Lap	1:09.329	80	3 Laps	1:11.603	67	7.452	1:05.918
13	1 Lap	1:11.810	17	2 Laps	1:15.293	16	12.691	1:06.223	67	6.893	1:06.448	26	2 Laps	1:13.362
16	10.049	1:06.720	7	15.427	1:06.612	7	16.010	1:06.422	30	2 Laps	1:13.692	51	2 Laps	1:13.083
7	14.259	1:06.336	13	1 Lap	1:12.438	14	2 Laps	1:12.914	77	2 Laps	1:11.681	39	2 Laps	1:12.498
25	2 Laps	1:12.342	4	19.085	1:05.198	4	19.256	1:06.010	247	1 Lap	1:08.671	80	3 Laps	1:11.257
4	19.331	1:05.668	25	2 Laps	1:12.600	17	2 Laps	1:14.645	16	11.786	1:06.066	16	13.835	1:07.408
57	3 Laps	1:13.803	91	3 Laps	1:12.904	13	1 Lap	1:15.049	7	15.126	1:06.087	247	1 Lap	1:09.344
91	3 Laps	1:12.359	57	3 Laps	1:14.151	25	2 Laps	1:12.422	4	17.246	1:04.961	7	16.513	1:06.746
50	1 Lap	1:10.702	50	1 Lap	1:11.090	91	3 Laps	1:12.472	14	2 Laps	1:12.074	4	17.769	1:05.882
33	1 Lap	1:06.580	33	1 Lap	1:05.546	57	3 Laps	1:13.814	13	1 Lap	1:12.883	77	2 Laps	1:11.976
78	1 Lap	1:11.285	78	1 Lap	1:11.199	33	1 Lap	1:06.742	17	2 Laps	1:14.863	30	2 Laps	1:14.200
52	1 Lap	1:10.909	52	1 Lap	1:10.468	50	1 Lap	1:11.778	25	2 Laps	1:12.150	14	2 Laps	1:11.974
96	1 Lap	1:12.814	28	48.618	1:06.108	9	14 Laps	1:30.589	33	1 Lap	1:07.942	13	1 Lap	1:11.784
28	47.954	1:05.950	61	54.013	1:06.891	28	50.328	1:07.549	91	3 Laps	1:12.681	17	2 Laps	1:14.105
61	52.566	1:06.397	96	1 Lap	1:13.683	78	1 Lap	1:14.121	57	3 Laps	1:13.210	33	1 Lap	1:06.962
26	1 Lap	1:12.594	26	1 Lap	1:12.563	61	56.721	1:08.547	50	1 Lap	1:11.259	25	2 Laps	1:12.447
10	1 Lap	1:10.421	10	1 Lap	1:10.176	52	1 Lap	1:14.642	28	49.390	1:06.033	91	3 Laps	1:12.404
51	1 Lap	1:11.828	3	3 Laps	1:10.358	96	1 Lap	1:13.353	61	56.214	1:06.464	28	50.629	1:06.598
3	3 Laps	1:10.854	51	1 Lap	1:11.805	10	1 Lap	1:10.157	78	1 Lap	1:11.778	50	1 Lap	1:12.908
39	1 Lap	1:12.331	39	1 Lap	1:11.403				52	1 Lap	1:11.439	57	3 Laps	1:14.572
80	2 Laps	1:11.397										61	56.788	1:05.933
30	1 Lap	1:12.726												

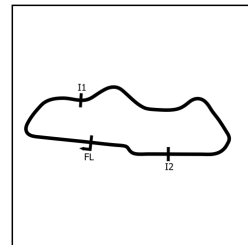
GT Cup Championship

RACE 8 - LAP CHART

LAP 36 @ 18:04:03.992			LAP 37 @ 18:05:09.131			LAP 38 @ 18:06:14.476			LAP 39 @ 18:07:21.917		
NO	BEHIND	LAP TIME	NO	BEHIND	LAP TIME	NO	BEHIND	LAP TIME	NO	BEHIND	LAP TIME
66		1:05.477	66		1:05.139	66		1:05.345	66		1:07.441
78	2 Laps	1:11.197	11	6.229	1:05.431	50	2 Laps	1:12.189	17	3 Laps	1:15.615
52	2 Laps	1:11.049	78	2 Laps	1:12.443	11	5.545	1:04.661	11	4.332	1:06.228
11	5.937	1:04.977	8	8.635	1:07.086	57	4 Laps	1:14.009	91	4 Laps	1:12.605
8	6.688	1:05.590	67	9.287	1:06.500	8	7.845	1:04.555	8	6.635	1:06.231
67	7.926	1:05.951	52	2 Laps	1:13.026	67	8.669	1:04.727	67	6.764	1:05.536
10	2 Laps	1:11.297	10	2 Laps	1:09.757	78	2 Laps	1:11.401	50	2 Laps	1:12.530
3	4 Laps	1:11.981	3	4 Laps	1:09.879	52	2 Laps	1:10.885	9	16 Laps	1:31.730
96	2 Laps	1:17.328	16	18.440	1:06.245	10	2 Laps	1:09.642	57	4 Laps	1:14.621
16	17.334	1:08.976	7	23.384	1:08.415	16	20.282	1:07.187	78	2 Laps	1:11.230
51	2 Laps	1:12.963	4	23.599	1:08.672	3	4 Laps	1:10.350	52	2 Laps	1:11.245
26	2 Laps	1:13.461	96	2 Laps	1:14.179	4	23.884	1:05.630	16	19.018	1:06.177
39	2 Laps	1:13.513	51	2 Laps	1:12.597	7	25.518	1:07.479	4	22.922	1:06.479
80	3 Laps	1:12.445	26	2 Laps	1:12.429	51	2 Laps	1:11.420	10	2 Laps	1:11.273
4	20.066	1:07.774	39	2 Laps	1:12.204	247	1 Lap	1:12.030	3	4 Laps	1:10.095
7	20.108	1:09.072	247	1 Lap	1:10.901	96	2 Laps	1:14.221	7	25.597	1:07.520
247	1 Lap	1:10.661	80	3 Laps	1:12.986	26	2 Laps	1:14.547	247	1 Lap	1:08.677
77	2 Laps	1:11.112	77	2 Laps	1:11.066	39	2 Laps	1:14.213	51	2 Laps	1:12.022
9	15 Laps	1:30.791	30	2 Laps	1:12.611	80	3 Laps	1:13.237	96	2 Laps	1:13.689
30	2 Laps	1:12.597	14	2 Laps	1:12.469	77	2 Laps	1:11.271	26	2 Laps	1:13.286
14	2 Laps	1:11.824	33	1 Lap	1:06.287	30	2 Laps	1:12.264	80	3 Laps	1:13.857
13	1 Lap	1:12.113	9	15 Laps	1:27.344	33	1 Lap	1:06.578	77	2 Laps	1:13.802
33	1 Lap	1:06.595	13	1 Lap	1:12.189	14	2 Laps	1:12.181	39	2 Laps	1:14.332
17	2 Laps	1:14.466	28	52.609	1:06.431	28	54.117	1:06.853	30	2 Laps	1:12.258
28	51.317	1:06.165	17	2 Laps	1:14.570	13	1 Lap	1:12.839	33	1 Lap	1:05.924
25	2 Laps	1:12.289	25	2 Laps	1:12.624	61	59.762	1:05.726	28	52.442	1:05.766
91	3 Laps	1:12.258	61	59.381	1:05.948	25	2 Laps	1:12.958	14	2 Laps	1:11.718
61	58.572	1:07.261	91	3 Laps	1:12.668				61	57.950	1:05.629
50	1 Lap	1:11.348							13	1 Lap	1:13.609
57	3 Laps	1:14.645							25	2 Laps	1:12.220

GT Cup Championship

RACE 8 - SECTOR ANALYSIS

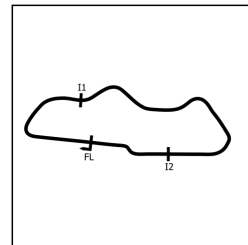


SECTOR 1 = FL to I1, SECTOR 2 = I1 to I2, SECTOR 3 = I2 to FL, DIFF = Difference To Personal Best Lap, P = Crossed Finish Line in Pit Lane, D = Time Disallowed

P1 66 GT3 Enduro Motorsport				McLaren 720S GT3			
IDEAL LAP TIME : 1:04.289		BEST LAP TIME : 1:04.410		DIFFERENCE : 0.121			
D1: Mogan TILLBROOK		D2: Marcus CLUTTON (P)					
LAP	SECTOR 1	SECTOR 2	SECTOR 3	LAP TIME	MPH	DIFF	TIME OF DAY
1 - D1		36.762	12.286	1:14.723	95.34	10.313	17:17:30.462
2 - D1	19.415	35.472	12.661	1:07.548	105.47	3.138	17:18:38.010
3 - D1	33.106	59.182	18.915	1:51.203	64.06	46.793	17:20:29.213
4 - D1	33.439	1:08.764	21.452	2:03.655	57.61	59.245	17:22:32.868
5 - D1	35.246	51.729	16.016	1:42.991	69.17	38.581	17:24:15.859
6 - D1	19.774	36.017	12.218	1:08.009	104.76	3.599	17:25:23.868
7 - D1	19.079	35.120	12.026	1:06.225	107.58	1.815	17:26:30.093
8 - D1	19.066	35.003	12.065	1:06.134	107.73	1.724	17:27:36.227
9 - D1	18.972	34.950	11.894	1:05.816	108.25	1.406	17:28:42.043
10 - D1	18.878	35.991	11.889	1:06.758	106.72	2.348	17:29:48.801
11 - D1	18.951	35.928	13.276	1:08.155	104.53	3.745	17:30:56.956
12 - D1	36.953	58.071	19.317	1:54.341	62.31	49.931	17:32:51.297
13 - D1	35.511	1:02.376	20.824	1:58.711	60.01	54.301	17:34:50.008
14 - D1	35.030	59.460	21.739	1:56.229	61.29	51.819	17:36:46.237
15 - D1	35.668	1:03.703	18.898	1:58.269	60.24	53.859	17:38:44.506
16 - D1	33.745	1:01.230	IN PIT	1:55.345	P 61.76	50.935	17:40:39.851
17 - D1	OUTLAP	36.507	12.057	2:39.717	44.60	1:35.307	17:43:19.568
18 - D1	19.785	34.860	12.092	1:06.737	106.75	2.327	17:44:26.305
19 - D1	18.834	34.356	11.564	1:04.754 (3)	110.02	0.344	17:45:31.059
20 - D1	18.912	34.569	11.621	1:05.102	109.43	0.692	17:46:36.161
21 - D1	18.747	35.409	11.474	1:05.630	108.55	1.220	17:47:41.791
22 - D1	18.645	34.684	11.681	1:05.010	109.59	0.600	17:48:46.801
23 - D1	18.905	34.515	12.494	1:05.914	108.08	1.504	17:49:52.715
24 - D1	18.815	34.702	11.578	1:05.095	109.44	0.685	17:50:57.810
25 - D1	18.588	34.618	11.535	1:04.741 (2)	110.04	0.331	17:52:02.551
26 - D1	18.699	34.627	11.506	1:04.832	109.89	0.422	17:53:07.383
27 - D1	18.601	34.227	11.582	1:04.410 (1)	110.61		17:54:11.793
28 - D1	18.598	34.590	11.706	1:04.894	109.78	0.484	17:55:16.687
29 - D1	18.974	34.980	11.677	1:05.631	108.55	1.221	17:56:22.318
30 - D1	18.836	36.429	11.737	1:07.002	106.33	2.592	17:57:29.320
31 - D1	18.647	34.946	11.989	1:05.582	108.63	1.172	17:58:34.902
32 - D1	18.717	34.641	12.086	1:05.444	108.86	1.034	17:59:40.346
33 - D1	18.743	35.175	11.921	1:05.839	108.21	1.429	18:00:46.185
34 - D1	19.078	35.945	11.948	1:06.971	106.38	2.561	18:01:53.156
35 - D1	18.851	34.694	11.814	1:05.359	109.00	0.949	18:02:58.515
36 - D1	18.739	34.986	11.752	1:05.477	108.81	1.067	18:04:03.992
37 - D1	18.808	34.644	11.687	1:05.139	109.37	0.729	18:05:09.131
38 - D1	18.945	34.638	11.762	1:05.345	109.03	0.935	18:06:14.476
39 - D1	18.814	35.279	13.348	1:07.441	105.64	3.031	18:07:21.917

GT Cup Championship

RACE 8 - SECTOR ANALYSIS

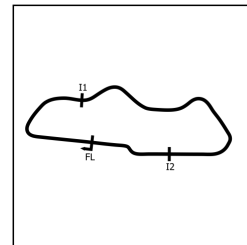


SECTOR 1 = FL to I1, SECTOR 2 = I1 to I2, SECTOR 3 = I2 to FL, DIFF = Difference To Personal Best Lap, P = Crossed Finish Line in Pit Lane, D = Time Disallowed

P2 67 GT3		Orange Racing powered by JMH		McLaren 720S GT3			
IDEAL LAP TIME : 1:03.953		BEST LAP TIME : 1:04.136		DIFFERENCE : 0.183			
D1: Simon ORANGE		D2: Michael O BRIEN (P)					
LAP	SECTOR 1	SECTOR 2	SECTOR 3	LAP TIME	MPH	DIFF	TIME OF DAY
1 - D1		37.011	12.230	1:15.366	94.53	11.230	17:17:31.105
2 - D1	19.512	35.711	12.250	1:07.473	105.59	3.337	17:18:38.578
3 - D1	33.367	58.943	18.723	1:51.033	64.16	46.897	17:20:29.611
4 - D1	34.015	1:08.385	21.522	2:03.922	57.49	59.786	17:22:33.533
5 - D1	35.922	51.266	15.531	1:42.719	69.36	38.583	17:24:16.252
6 - D1	19.891	36.461	12.011	1:08.363	104.21	4.227	17:25:24.615
7 - D1	19.257	35.257	11.972	1:06.486	107.16	2.350	17:26:31.101
8 - D1	19.016	34.928	11.845	1:05.789	108.29	1.653	17:27:36.890
9 - D1	18.774	35.004	11.764	1:05.542	108.70	1.406	17:28:42.432
10 - D1	18.893	36.037	11.823	1:06.753	106.73	2.617	17:29:49.185
11 - D1	19.040	35.913	13.341	1:08.294	104.32	4.158	17:30:57.479
12 - D1	37.156	58.004	19.444	1:54.604	62.16	50.468	17:32:52.083
13 - D1	35.719	1:01.911	21.400	1:59.030	59.85	54.894	17:34:51.113
14 - D1	34.956	59.413	21.615	1:55.984	61.42	51.848	17:36:47.097
15 - D1	35.474	1:03.939	18.992	1:58.405	60.17	54.269	17:38:45.502
16 - D1	33.728	1:01.217	IN PIT	1:55.708	P 61.57	51.572	17:40:41.210
17 - D1	OUTLAP	36.732	13.346	2:46.785	42.71	1:42.649	17:43:27.995
18 - D1	19.188	35.948	12.326	1:07.462	105.60	3.326	17:44:35.457
19 - D1	18.941	36.097	11.778	1:06.816	106.63	2.680	17:45:42.273
20 - D1	18.740	34.380	11.582	1:04.702	110.11	0.566	17:46:46.975
21 - D1	18.593	34.244	11.878	1:04.715	110.09	0.579	17:47:51.690
22 - D1	18.650	34.620	12.047	1:05.317	109.07	1.181	17:48:57.007
23 - D1	18.614	34.092	11.430	1:04.136 (1)	111.08		17:50:01.143
24 - D1	18.624	34.557	11.510	1:04.691	110.13	0.555	17:51:05.834
25 - D1	18.606	34.701	11.366	1:04.673	110.16	0.537	17:52:10.507
26 - D1	18.504	34.915	11.797	1:05.216	109.24	1.080	17:53:15.723
27 - D1	19.062	35.507	11.541	1:06.110	107.76	1.974	17:54:21.833
28 - D1	18.930	34.083	11.495	1:04.508 (3)	110.44	0.372	17:55:26.341
29 - D1	18.520	34.356	11.589	1:04.465 (2)	110.51	0.329	17:56:30.806
30 - D1	18.853	34.356	12.093	1:05.302	109.10	1.166	17:57:36.108
31 - D1	18.684	34.617	11.942	1:05.243	109.20	1.107	17:58:41.351
32 - D1	18.866	34.900	12.464	1:06.230	107.57	2.094	17:59:47.581
33 - D1	18.765	34.890	12.365	1:06.020	107.91	1.884	18:00:53.601
34 - D1	19.008	35.494	11.946	1:06.448	107.22	2.312	18:02:00.049
35 - D1	18.754	35.495	11.669	1:05.918	108.08	1.782	18:03:05.967
36 - D1	19.335	34.932	11.684	1:05.951	108.02	1.815	18:04:11.918
37 - D1	18.694	34.574	13.232	1:06.500	107.13	2.364	18:05:18.418
38 - D1	18.748	34.398	11.581	1:04.727	110.07	0.591	18:06:23.145
39 - D1	18.607	34.232	12.697	1:05.536	108.71	1.400	18:07:28.681

GT Cup Championship

RACE 8 - SECTOR ANALYSIS

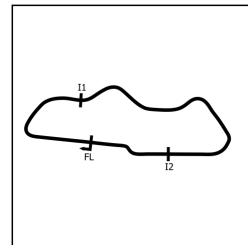


SECTOR 1 = FL to I1, SECTOR 2 = I1 to I2, SECTOR 3 = I2 to FL, DIFF = Difference To Personal Best Lap, P = Crossed Finish Line in Pit Lane, D = Time Disallowed

P3 11 GT3 Ram Racing				Mercedes AMG GT3			
IDEAL LAP TIME : 1:04.295		BEST LAP TIME : 1:04.295		DIFFERENCE : 0.000			
D1: Mike PRICE		D2: Callum MACLEOD (P)					
LAP	SECTOR 1	SECTOR 2	SECTOR 3	LAP TIME	MPH	DIFF	TIME OF DAY
1 - D1		37.394	13.272	1:17.957	91.39	13.662	17:17:33.696
2 - D1	19.830	36.001	12.460	1:08.291	104.32	3.996	17:18:41.987
3 - D1	31.369	58.942	18.222	1:48.533	65.64	44.238	17:20:30.520
4 - D1	34.858	1:08.480	22.249	2:05.587	56.73	1:01.292	17:22:36.107
5 - D1	35.402	50.540	15.831	1:41.773	70.00	37.478	17:24:17.880
6 - D1	19.719	36.149	12.271	1:08.139	104.56	3.844	17:25:26.019
7 - D1	19.391	35.800	11.986	1:07.177	106.05	2.882	17:26:33.196
8 - D1	19.364	35.477	12.066	1:06.907	106.48	2.612	17:27:40.103
9 - D1	19.309	35.722	12.021	1:07.052	106.25	2.757	17:28:47.155
10 - D1	19.353	35.732	13.701	1:08.786	103.57	4.491	17:29:55.941
11 - D1	19.293	35.790	13.599	1:08.682	103.73	4.387	17:31:04.623
12 - D1	32.239	58.890	19.846	1:50.975	64.20	46.680	17:32:55.598
13 - D1	34.399	1:02.121	22.053	1:58.573	60.08	54.278	17:34:54.171
14 - D1	34.675	58.541	22.203	1:55.419	61.72	51.124	17:36:49.590
15 - D1	35.107	1:03.946	20.210	1:59.263	59.73	54.968	17:38:48.853
16 - D1	32.623	1:00.949	IN PIT	1:55.147	P 61.87	50.852	17:40:44.000
17 - D2	OUTLAP	36.240	11.953	2:39.882	44.56	1:35.587	17:43:23.882
18 - D2	19.125	36.907	12.230	1:08.262	104.37	3.967	17:44:32.144
19 - D2	19.404	34.260	11.859	1:05.523	108.73	1.228	17:45:37.667
20 - D2	18.662	34.251	11.601	1:04.514	(2) 110.43	0.219	17:46:42.181
21 - D2	18.735	34.514	11.633	1:04.882	109.80	0.587	17:47:47.063
22 - D2	18.838	35.424	11.571	1:05.833	108.22	1.538	17:48:52.896
23 - D2	18.758	35.039	11.663	1:05.460	108.83	1.165	17:49:58.356
24 - D2	18.893	34.956	11.706	1:05.555	108.68	1.260	17:51:03.911
25 - D2	18.731	35.274	11.663	1:05.668	108.49	1.373	17:52:09.579
26 - D2	18.773	34.771	11.909	1:05.453	108.85	1.158	17:53:15.032
27 - D2	18.911	34.284	11.856	1:05.051	109.52	0.756	17:54:20.083
28 - D2	18.595	34.244	11.456	1:04.295	(1) 110.81		17:55:24.378
29 - D2	18.709	35.405	11.584	1:05.698	108.44	1.403	17:56:30.076
30 - D2	18.874	34.541	11.520	1:04.935	109.71	0.640	17:57:35.011
31 - D2	18.791	35.206	11.861	1:05.858	108.18	1.563	17:58:40.869
32 - D2	18.865	34.980	12.182	1:06.027	107.90	1.732	17:59:46.896
33 - D2	18.826	34.866	12.236	1:05.928	108.06	1.633	18:00:52.824
34 - D2	18.654	34.802	11.520	1:04.976	109.65	0.681	18:01:57.800
35 - D2	19.167	35.512	12.473	1:07.152	106.09	2.857	18:03:04.952
36 - D2	18.938	34.569	11.470	1:04.977	109.64	0.682	18:04:09.929
37 - D2	18.760	35.101	11.570	1:05.431	108.88	1.136	18:05:15.360
38 - D2	18.740	34.465	11.456	1:04.661	(3) 110.18	0.366	18:06:20.021
39 - D2	18.648	34.886	12.694	1:06.228	107.57	1.933	18:07:26.249

GT Cup Championship

RACE 8 - SECTOR ANALYSIS

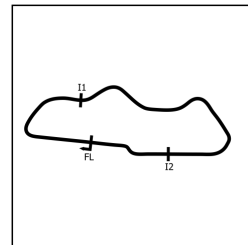


SECTOR 1 = FL to I1, SECTOR 2 = I1 to I2, SECTOR 3 = I2 to FL, DIFF = Difference To Personal Best Lap, P = Crossed Finish Line in Pit Lane, D = Time Disallowed

P4 8 GT3 Abba Racing				Mercedes AMG GT3			
IDEAL LAP TIME : 1:04.296		BEST LAP TIME : 1:04.430		DIFFERENCE : 0.134			
D1: Richard NEARY		D2: Sam NEARY (P)					
LAP	SECTOR 1	SECTOR 2	SECTOR 3	LAP TIME	MPH	DIFF	TIME OF DAY
1 - D1		36.274	12.505	1:13.765	96.58	9.335	17:17:29.504
2 - D1	19.521	35.453	12.874	1:07.848	105.00	3.418	17:18:37.352
3 - D1	32.397	59.143	18.538	1:50.078	64.72	45.648	17:20:27.430
4 - D1	33.604	1:08.674	21.544	2:03.822	57.53	59.392	17:22:31.252
5 - D1	35.241	51.708	16.096	1:43.045	69.14	38.615	17:24:14.297
6 - D1	19.665	35.422	12.060	1:07.147	106.10	2.717	17:25:21.444
7 - D1	19.160	35.187	11.993	1:06.340	107.39	1.910	17:26:27.784
8 - D1	19.100	35.139	11.765	1:06.004	107.94	1.574	17:27:33.788
9 - D1	19.231	34.978	11.809	1:06.018	107.91	1.588	17:28:39.806
10 - D1	18.988	35.475	12.174	1:06.637	106.91	2.207	17:29:46.443
11 - D1	19.351	35.687	14.122	1:09.160	103.01	4.730	17:30:55.603
12 - D1	36.709	58.220	18.725	1:53.654	62.68	49.224	17:32:49.257
13 - D1	36.123	1:01.734	21.074	1:58.931	59.90	54.501	17:34:48.188
14 - D1	35.053	1:00.053	21.557	1:56.663	61.07	52.233	17:36:44.851
15 - D1	35.687	1:03.332	18.879	1:57.898	60.43	53.468	17:38:42.749
16 - D1	34.001	1:01.135	IN PIT	1:55.824	P 61.51	51.394	17:40:38.573
17 - D1	OUTLAP	36.481	13.016	2:44.727	43.25	1:40.297	17:43:23.300
18 - D1	19.470	36.909	12.606	1:08.985	103.27	4.555	17:44:32.285
19 - D1	19.495	34.755	12.227	1:06.477	107.17	2.047	17:45:38.762
20 - D1	18.935	34.457	11.477	1:04.869	(3) 109.83	0.439	17:46:43.631
21 - D1	18.799	34.711	11.423	1:04.933	109.72	0.503	17:47:48.564
22 - D1	19.145	35.277	11.329	1:05.751	108.35	1.321	17:48:54.315
23 - D1	18.707	34.503	12.011	1:05.221	109.23	0.791	17:49:59.536
24 - D1	18.830	34.564	11.630	1:05.024	109.56	0.594	17:51:04.560
25 - D1	18.760	35.086	11.364	1:05.210	109.25	0.780	17:52:09.770
26 - D1	18.773	35.151	11.667	1:05.591	108.62	1.161	17:53:15.361
27 - D1	19.087	34.815	11.545	1:05.447	108.86	1.017	17:54:20.808
28 - D1	18.794	34.336	11.300	1:04.430	(1) 110.57		17:55:25.238
29 - D1	18.758	34.984	11.297	1:05.039	109.54	0.609	17:56:30.277
30 - D1	18.866	34.582	11.459	1:04.907	109.76	0.477	17:57:35.184
31 - D1	19.024	35.033	11.791	1:05.848	108.19	1.418	17:58:41.032
32 - D1	18.963	34.957	12.125	1:06.045	107.87	1.615	17:59:47.077
33 - D1	18.781	35.012	12.173	1:05.966	108.00	1.536	18:00:53.043
34 - D1	19.065	35.764	11.475	1:06.304	107.45	1.874	18:01:59.347
35 - D1	18.827	35.026	11.890	1:05.743	108.37	1.313	18:03:05.090
36 - D1	19.232	34.987	11.371	1:05.590	108.62	1.160	18:04:10.680
37 - D1	18.882	35.359	12.845	1:07.086	106.20	2.656	18:05:17.766
38 - D1	18.825	34.403	11.327	1:04.555	(2) 110.36	0.125	18:06:22.321
39 - D1	18.663	34.524	13.044	1:06.231	107.57	1.801	18:07:28.552

GT Cup Championship

RACE 8 - SECTOR ANALYSIS

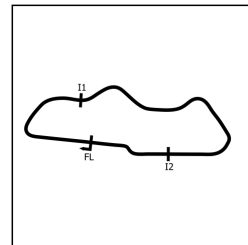


SECTOR 1 = FL to I1, SECTOR 2 = I1 to I2, SECTOR 3 = I2 to FL, DIFF = Difference To Personal Best Lap, P = Crossed Finish Line in Pit Lane, D = Time Disallowed

P5 16 GT3 Ram Racing			Mercedes AMG GT3				
IDEAL LAP TIME : 1:04.797		BEST LAP TIME : 1:04.919		DIFFERENCE : 0.122			
D1: Ian LOGGIE							
LAP	SECTOR 1	SECTOR 2	SECTOR 3	LAP TIME	MPH	DIFF	TIME OF DAY
1 - D1		36.793	12.077	1:14.279	95.91	9.360	17:17:30.018
2 - D1	19.406	35.692	12.432	1:07.530	105.50	2.611	17:18:37.548
3 - D1	32.885	59.123	18.828	1:50.836	64.28	45.917	17:20:28.384
4 - D1	33.565	1:08.486	21.759	2:03.810	57.54	58.891	17:22:32.194
5 - D1	35.200	51.635	16.570	1:43.405	68.90	38.486	17:24:15.599
6 - D1	19.819	35.790	12.010	1:07.619	105.36	2.700	17:25:23.218
7 - D1	18.978	35.395	11.981	1:06.354	107.37	1.435	17:26:29.572
8 - D1	19.119	35.238	11.882	1:06.239	107.55	1.320	17:27:35.811
9 - D1	18.961	35.009	11.865	1:05.835	108.21	0.916	17:28:41.646
10 - D1	18.879	35.677	12.013	1:06.569	107.02	1.650	17:29:48.215
11 - D1	19.038	35.854	13.196	1:08.088	104.63	3.169	17:30:56.303
12 - D1	36.861	58.108	19.001	1:53.970	62.51	49.051	17:32:50.273
13 - D1	35.837	1:02.042	21.132	1:59.011	59.86	54.092	17:34:49.284
14 - D1	34.937	59.794	21.513	1:56.244	61.29	51.325	17:36:45.528
15 - D1	35.550	1:03.328	19.340	1:58.218	60.26	53.299	17:38:43.746
16 - D1	33.678	1:00.963	18.169	1:52.810	63.15	47.891	17:40:36.556
17 - D1	19.911	35.898	11.967	1:07.776	105.12	2.857	17:41:44.332
18 - D1	18.921	35.499	IN PIT	1:11.016 P	100.32	6.097	17:42:55.348
19 - D1	OUTLAP	37.183	11.978	2:27.382	48.34	1:22.463	17:45:22.730
20 - D1	18.733	35.860	11.944	1:06.537	107.07	1.618	17:46:29.267
21 - D1	18.988	34.902	11.922	1:05.812	108.25	0.893	17:47:35.079
22 - D1	18.897	35.555	11.798	1:06.250	107.54	1.331	17:48:41.329
23 - D1	18.849	36.829	11.839	1:07.517	105.52	2.598	17:49:48.846
24 - D1	18.891	35.322	11.843	1:06.056	107.85	1.137	17:50:54.902
25 - D1	18.617	35.135	11.868	1:05.620	108.57	0.701	17:52:00.522
26 - D1	18.847	34.894	11.795	1:05.536	(3) 108.71	0.617	17:53:06.058
27 - D1	18.739	34.503	11.677	1:04.919 (1)	109.74		17:54:10.977
28 - D1	18.628	34.822	11.910	1:05.360 (2)	109.00	0.441	17:55:16.337
29 - D1	19.157	34.692	11.771	1:05.620	108.57	0.701	17:56:21.957
30 - D1	18.780	43.028	14.466	1:16.274	93.40	11.355	17:57:38.231
31 - D1	19.349	35.397	11.974	1:06.720	106.78	1.801	17:58:44.951
32 - D1	19.136	36.506	12.060	1:07.702	105.23	2.783	17:59:52.653
33 - D1	18.971	35.250	12.002	1:06.223	107.58	1.304	18:00:58.876
34 - D1	18.827	35.032	12.207	1:06.066	107.84	1.147	18:02:04.942
35 - D1	19.964	35.492	11.952	1:07.408	105.69	2.489	18:03:12.350
36 - D1	19.266	37.600	12.110	1:08.976	103.29	4.057	18:04:21.326
37 - D1	19.319	35.020	11.906	1:06.245	107.54	1.326	18:05:27.571
38 - D1	19.288	35.901	11.998	1:07.187	106.04	2.268	18:06:34.758
39 - D1	19.119	35.140	11.918	1:06.177	107.66	1.258	18:07:40.935

GT Cup Championship

RACE 8 - SECTOR ANALYSIS

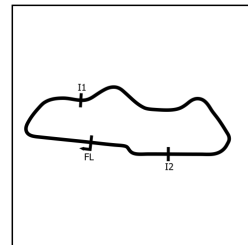


SECTOR 1 = FL to I1, SECTOR 2 = I1 to I2, SECTOR 3 = I2 to FL, DIFF = Difference To Personal Best Lap, P = Crossed Finish Line in Pit Lane, D = Time Disallowed

P6 4 GT3 Tecserve				Mercedes AMG GT3			
IDEAL LAP TIME : 1:04.490		BEST LAP TIME : 1:04.710		DIFFERENCE : 0.220			
D1: Grahame TILLEY		D2: Will TREGURTHA (P)					
LAP	SECTOR 1	SECTOR 2	SECTOR 3	LAP TIME	MPH	DIFF	TIME OF DAY
1 - D1		38.174	12.957	1:18.129	91.19	13.419	17:17:33.868
2 - D1	20.615	37.139	13.456	1:11.210	100.05	6.500	17:18:45.078
3 - D1	29.294	58.894	18.426	1:46.614	66.82	41.904	17:20:31.692
4 - D1	34.716	1:08.121	22.564	2:05.401	56.81	1:00.691	17:22:37.093
5 - D1	35.490	50.382	15.617	1:41.489	70.20	36.779	17:24:18.582
6 - D1	19.710	37.160	12.395	1:09.265	102.86	4.555	17:25:27.847
7 - D1	19.660	36.420	12.532	1:08.612	103.83	3.902	17:26:36.459
8 - D1	19.644	36.326	12.745	1:08.715	103.68	4.005	17:27:45.174
9 - D1	19.643	36.224	12.490	1:08.357	104.22	3.647	17:28:53.531
10 - D1	19.417	36.369	12.762	1:08.548	103.93	3.838	17:30:02.079
11 - D1	19.935	37.738	13.463	1:11.136	100.15	6.426	17:31:13.215
12 - D1	25.605	58.893	19.417	1:43.915	68.56	39.205	17:32:57.130
13 - D1	34.333	1:02.167	22.183	1:58.683	60.03	53.973	17:34:55.813
14 - D1	34.705	58.592	22.529	1:55.826	61.51	51.116	17:36:51.639
15 - D1	34.391	1:03.796	21.308	1:59.495	59.62	54.785	17:38:51.134
16 - D1	31.657	1:00.979	IN PIT	1:55.037	P 61.93	50.327	17:40:46.171
17 - D1	OUTLAP	36.350	13.590	2:44.408	43.33	1:39.698	17:43:30.579
18 - D1	20.232	36.066	11.807	1:08.105	104.61	3.395	17:44:38.684
19 - D1	19.223	35.944	11.768	1:06.935	106.44	2.225	17:45:45.619
20 - D1	19.161	34.735	11.502	1:05.398	108.94	0.688	17:46:51.017
21 - D1	19.305	34.525	11.617	1:05.447	108.86	0.737	17:47:56.464
22 - D1	18.854	35.698	12.364	1:06.916	106.47	2.206	17:49:03.380
23 - D1	19.193	35.129	12.157	1:06.479	107.17	1.769	17:50:09.859
24 - D1	18.761	36.119	11.571	1:06.451	107.21	1.741	17:51:16.310
25 - D1	18.662	34.715	13.268	1:06.645	106.90	1.935	17:52:22.955
26 - D1	18.904	34.676	11.565	1:05.145	109.36	0.435	17:53:28.100
27 - D1	18.956	34.698	11.596	1:05.250	109.18	0.540	17:54:33.350
28 - D1	18.767	35.228	11.669	1:05.664	108.50	0.954	17:55:39.014
29 - D1	18.764	34.423	11.654	1:04.841 (2)	109.87	0.131	17:56:43.855
30 - D1	18.577	34.606	11.527	1:04.710 (1)	110.10		17:57:48.565
31 - D1	18.667	35.421	11.580	1:05.668	108.49	0.958	17:58:54.233
32 - D1	18.990	34.678	11.530	1:05.198	109.27	0.488	17:59:59.431
33 - D1	18.840	35.476	11.694	1:06.010	107.93	1.300	18:01:05.441
34 - D1	18.790	34.681	11.490	1:04.961 (3)	109.67	0.251	18:02:10.402
35 - D1	18.770	34.944	12.168	1:05.882	108.14	1.172	18:03:16.284
36 - D1	18.805	35.710	13.259	1:07.774	105.12	3.064	18:04:24.058
37 - D1	19.957	36.795	11.920	1:08.672	103.74	3.962	18:05:32.730
38 - D1	19.049	35.040	11.541	1:05.630	108.55	0.920	18:06:38.360
39 - D1	18.893	35.193	12.393	1:06.479	107.17	1.769	18:07:44.839

GT Cup Championship

RACE 8 - SECTOR ANALYSIS

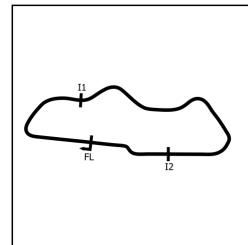


SECTOR 1 = FL to I1, SECTOR 2 = I1 to I2, SECTOR 3 = I2 to FL, DIFF = Difference To Personal Best Lap, P = Crossed Finish Line in Pit Lane, D = Time Disallowed

P7 7 GTO Raw Motorsport				Radical RXC			
IDEAL LAP TIME : 1:05.734		BEST LAP TIME : 1:06.087		DIFFERENCE : 0.353			
D1: Steve BURGESS		D2: Ben DIMMACK					
LAP	SECTOR 1	SECTOR 2	SECTOR 3	LAP TIME	MPH	DIFF	TIME OF DAY
1 - D1		36.978	12.518	1:15.890	93.88	9.803	17:17:31.629
2 - D1	19.542	36.054	12.698	1:08.294	104.32	2.207	17:18:39.923
3 - D1	32.785	58.983	18.513	1:50.281	64.60	44.194	17:20:30.204
4 - D1	34.471	1:08.309	22.362	2:05.142	56.93	59.055	17:22:35.346
5 - D1	35.536	50.222	15.827	1:41.585	70.13	35.498	17:24:16.931
6 - D1	19.557	36.712	12.160	1:08.429	104.11	2.342	17:25:25.360
7 - D1	19.187	36.019	11.991	1:07.197	106.02	1.110	17:26:32.557
8 - D1	18.989	35.820	12.151	1:06.960	106.40	0.873	17:27:39.517
9 - D1	19.176	35.688	12.169	1:07.033	106.28	0.946	17:28:46.550
10 - D1	19.127	35.800	12.461	1:07.388	105.72	1.301	17:29:53.938
11 - D1	19.108	36.565	12.586	1:08.259	104.37	2.172	17:31:02.197
12 - D1	33.468	58.307	19.918	1:51.693	63.78	45.606	17:32:53.890
13 - D1	34.982	1:01.529	22.126	1:58.637	60.05	52.550	17:34:52.527
14 - D1	34.838	58.683	22.193	1:55.714	61.57	49.627	17:36:48.241
15 - D1	35.313	1:03.593	19.254	1:58.160	60.29	52.073	17:38:46.401
16 - D1	33.633	1:01.079	IN PIT	1:56.378	P 61.21	50.291	17:40:42.779
17 - D1	OUTLAP	36.498	12.156	2:30.081	47.47	1:23.994	17:43:12.860
18 - D1	19.167	35.475	11.775	1:06.417	107.27	0.330	17:44:19.277
19 - D1	19.144	35.640	11.882	1:06.666	106.87	0.579	17:45:25.943
20 - D1	18.831	35.526	12.079	1:06.436	107.24	0.349	17:46:32.379
21 - D1	20.022	35.964	11.835	1:07.821	105.05	1.734	17:47:40.200
22 - D1	18.997	35.467	11.948	1:06.412	107.27	0.325	17:48:46.612
23 - D1	19.413	35.524	12.333	1:07.270	105.91	1.183	17:49:53.882
24 - D1	19.240	35.564	12.550	1:07.354	105.77	1.267	17:51:01.236
25 - D1	19.305	35.218	12.177	1:06.700	106.81	0.613	17:52:07.936
26 - D1	18.768	35.968	12.193	1:06.929	106.45	0.842	17:53:14.865
27 - D1	19.348	36.719	11.959	1:08.026	104.73	1.939	17:54:22.891
28 - D1	18.787	36.244	12.182	1:07.213	106.00	1.126	17:55:30.104
29 - D1	18.979	35.214	11.958	1:06.151 (2)	107.70	0.064	17:56:36.255
30 - D1	18.948	35.728	11.894	1:06.570	107.02	0.483	17:57:42.825
31 - D1	19.137	35.286	11.913	1:06.336 (3)	107.40	0.249	17:58:49.161
32 - D1	18.745	35.375	12.492	1:06.612	106.95	0.525	17:59:55.773
33 - D1	18.886	35.261	12.275	1:06.422	107.26	0.335	18:01:02.195
34 - D1	18.889	35.265	11.933	1:06.087 (1)	107.80		18:02:08.282
35 - D1	18.944	35.804	11.998	1:06.746	106.74	0.659	18:03:15.028
36 - D1	18.911	36.398	13.763	1:09.072	103.14	2.985	18:04:24.100
37 - D1	19.760	36.559	12.096	1:08.415	104.13	2.328	18:05:32.515
38 - D1	19.519	35.799	12.161	1:07.479	105.58	1.392	18:06:39.994
39 - D1	19.131	36.097	12.292	1:07.520	105.51	1.433	18:07:47.514

GT Cup Championship

RACE 8 - SECTOR ANALYSIS

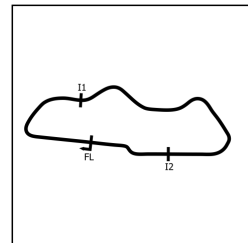


SECTOR 1 = FL to I1, SECTOR 2 = I1 to I2, SECTOR 3 = I2 to FL, DIFF = Difference To Personal Best Lap, P = Crossed Finish Line in Pit Lane, D = Time Disallowed

P8 28 GTO SB Race Engineering				McLaren MP4-12C Cam Am			
IDEAL LAP TIME : 1:05.584		BEST LAP TIME : 1:05.766		DIFFERENCE : 0.182			
D1: Paul BAILEY		D2: Ross WYLIE (P)					
LAP	SECTOR 1	SECTOR 2	SECTOR 3	LAP TIME	MPH	DIFF	TIME OF DAY
1 - D1		39.379	13.754	1:23.099	85.73	17.333	17:17:38.838
2 - D1	20.283	37.992	14.420	1:12.695	98.00	6.929	17:18:51.533
3 - D1	28.686	58.599	18.416	1:45.701	67.40	39.935	17:20:37.234
4 - D1	34.521	1:09.068	22.492	2:06.081	56.50	1:00.315	17:22:43.315
5 - D1	35.649	49.617	15.222	1:40.488	70.90	34.722	17:24:23.803
6 - D1	20.258	38.085	12.685	1:11.028	100.30	5.262	17:25:34.831
7 - D1	19.713	37.315	12.722	1:09.750	102.14	3.984	17:26:44.581
8 - D1	19.548	37.277	12.764	1:09.589	102.38	3.823	17:27:54.170
9 - D1	19.989	37.182	13.392	1:10.563	100.96	4.797	17:29:04.733
10 - D1	20.452	36.989	13.058	1:10.499	101.06	4.733	17:30:15.232
11 - D1	19.467	40.073	14.099	1:13.639	96.75	7.873	17:31:28.871
12 - D1	21.215	53.457	19.840	1:34.512	75.38	28.746	17:33:03.383
13 - D1	32.738	1:03.489	22.027	1:58.254	60.24	52.488	17:35:01.637
14 - D1	33.315	59.924	22.270	1:55.509	61.68	49.743	17:36:57.146
15 - D1	34.471	1:03.959	21.740	2:00.170	59.28	54.404	17:38:57.316
16 - D1	29.341	1:01.651	IN PIT	1:54.285	P 62.34	48.519	17:40:51.601
17 - D1	OUTLAP	38.185	12.456	2:49.416	42.05	1:43.650	17:43:41.017
18 - D1	19.372	36.375	13.312	1:09.059	103.16	3.293	17:44:50.076
19 - D1	19.311	36.266	13.706	1:09.283	102.83	3.517	17:45:59.359
20 - D1	19.293	35.807	11.860	1:06.960	106.40	1.194	17:47:06.319
21 - D1	18.967	36.013	11.675	1:06.655	106.88	0.889	17:48:12.974
22 - D1	19.304	35.986	11.643	1:06.933	106.44	1.167	17:49:19.907
23 - D1	18.868	35.871	11.631	1:06.370	107.34	0.604	17:50:26.277
24 - D1	19.059	37.112	11.661	1:07.832	105.03	2.066	17:51:34.109
25 - D1	18.970	36.367	11.564	1:06.901	106.49	1.135	17:52:41.010
26 - D1	18.844	35.833	12.015	1:06.692	106.82	0.926	17:53:47.702
27 - D1	18.758	36.292	11.647	1:06.697	106.82	0.931	17:54:54.399
28 - D1	18.781	35.610	12.444	1:06.835	106.60	1.069	17:56:01.234
29 - D1	19.457	36.891	12.728	1:09.076	103.14	3.310	17:57:10.310
30 - D1	18.907	35.636	12.053	1:06.596	106.98	0.830	17:58:16.906
31 - D1	18.850	35.562	11.538	1:05.950 (2)	108.03	0.184	17:59:22.856
32 - D1	18.807	35.740	11.561	1:06.108	107.77	0.342	18:00:28.964
33 - D1	19.839	36.031	11.679	1:07.549	105.47	1.783	18:01:36.513
34 - D1	18.910	35.592	11.531	1:06.033 (3)	107.89	0.267	18:02:42.546
35 - D1	18.743	36.384	11.471	1:06.598	106.97	0.832	18:03:49.144
36 - D1	18.779	35.370	12.016	1:06.165	107.67	0.399	18:04:55.309
37 - D1	19.013	35.897	11.521	1:06.431	107.24	0.665	18:06:01.740
38 - D1	19.554	35.728	11.571	1:06.853	106.57	1.087	18:07:08.593
39 - D1	18.752	35.495	11.519	1:05.766 (1)	108.33		18:08:14.359

GT Cup Championship

RACE 8 - SECTOR ANALYSIS

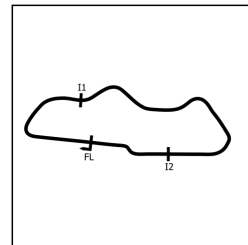


SECTOR 1 = FL to I1, SECTOR 2 = I1 to I2, SECTOR 3 = I2 to FL, DIFF = Difference To Personal Best Lap, P = Crossed Finish Line in Pit Lane, D = Time Disallowed

P9 61 GT3 Scott Sport				Lamborghini Huracan GT3			
IDEAL LAP TIME : 1:05.360		BEST LAP TIME : 1:05.607		DIFFERENCE : 0.247			
D1: John DHILLON		D2: Andrea AMICI (P)					
LAP	SECTOR 1	SECTOR 2	SECTOR 3	LAP TIME	MPH	DIFF	TIME OF DAY
1 - D1		38.908	13.822	1:21.522	87.39	15.915	17:17:37.261
2 - D1	19.963	37.787	15.640	1:13.390	97.07	7.783	17:18:50.651
3 - D1	27.493	58.627	18.794	1:44.914	67.90	39.307	17:20:35.565
4 - D1	34.389	1:08.917	22.725	2:06.031	56.53	1:00.424	17:22:41.596
5 - D1	35.105	50.413	15.211	1:40.729	70.73	35.122	17:24:22.325
6 - D1	19.914	37.493	12.816	1:10.223	101.45	4.616	17:25:32.548
7 - D1	19.626	37.039	12.866	1:09.531	102.46	3.924	17:26:42.079
8 - D1	19.591	37.689	12.954	1:10.234	101.44	4.627	17:27:52.313
9 - D1	19.761	37.709	13.927	1:11.397	99.78	5.790	17:29:03.710
10 - D1	19.898	36.180	13.296	1:09.374	102.69	3.767	17:30:13.084
11 - D1	19.951	37.579	13.173	1:10.703	100.76	5.096	17:31:23.787
12 - D1	20.033	56.944	18.897	1:35.874	74.31	30.267	17:32:59.661
13 - D1	34.022	1:02.631	22.211	1:58.864	59.93	53.257	17:34:58.525
14 - D1	34.116	59.238	22.173	1:55.527	61.67	49.920	17:36:54.052
15 - D1	34.777	1:03.427	21.532	1:59.736	59.50	54.129	17:38:53.788
16 - D1	30.813	1:01.225	IN PIT	1:54.867	P 62.02	49.260	17:40:48.655
17 - D1	OUTLAP	38.221	12.096	3:07.259	38.04	2:01.652	17:43:55.914
18 - D1	19.211	35.825	11.984	1:07.020	106.30	1.413	17:45:02.934
19 - D1	19.063	35.496	11.832	1:06.391	107.31	0.784	17:46:09.325
20 - D1	19.029	35.739	12.058	1:06.826	106.61	1.219	17:47:16.151
21 - D1	19.716	35.446	12.034	1:07.196	106.02	1.589	17:48:23.347
22 - D1	18.904	35.062	11.792	1:05.758	108.34	0.151	17:49:29.105
23 - D1	18.941	35.034	11.785	1:05.760	108.34	0.153	17:50:34.865
24 - D1	18.770	34.967	11.870	1:05.607 (1)	108.59		17:51:40.472
25 - D1	18.868	35.065	11.787	1:05.720	108.40	0.113	17:52:46.192
26 - D1	20.004	35.477	11.815	1:07.296	105.87	1.689	17:53:53.488
27 - D1	18.822	36.856	11.773	1:07.451	105.62	1.844	17:55:00.939
28 - D1	19.180	35.706	11.962	1:06.848	106.57	1.241	17:56:07.787
29 - D1	18.775	35.100	11.814	1:05.689 (3)	108.46	0.082	17:57:13.476
30 - D1	19.385	36.199	12.011	1:07.595	105.40	1.988	17:58:21.071
31 - D1	19.091	35.497	11.809	1:06.397	107.30	0.790	17:59:27.468
32 - D1	18.909	35.800	12.182	1:06.891	106.51	1.284	18:00:34.359
33 - D1	19.051	35.176	14.320	1:08.547	103.93	2.940	18:01:42.906
34 - D1	19.436	35.162	11.866	1:06.464	107.19	0.857	18:02:49.370
35 - D1	18.933	35.239	11.761	1:05.933	108.05	0.326	18:03:55.303
36 - D1	19.641	35.803	11.817	1:07.261	105.92	1.654	18:05:02.564
37 - D1	19.050	35.034	11.864	1:05.948	108.03	0.341	18:06:08.512
38 - D1	18.929	35.106	11.691	1:05.726	108.39	0.119	18:07:14.238
39 - D1	18.905	35.101	11.623	1:05.629 (2)	108.55	0.022	18:08:19.867

GT Cup Championship

RACE 8 - SECTOR ANALYSIS

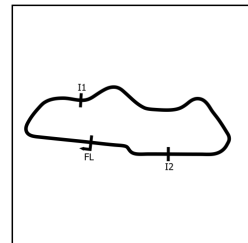


SECTOR 1 = FL to I1, SECTOR 2 = I1 to I2, SECTOR 3 = I2 to FL, DIFF = Difference To Personal Best Lap, P = Crossed Finish Line in Pit Lane, D = Time Disallowed

P10 247 GTC Racelab				Ferrari Challenge 488			
IDEAL LAP TIME : 1:07.182		BEST LAP TIME : 1:07.206		DIFFERENCE : 0.024			
D1: Lucky KHERA		D2: David MCDONALD (P)					
LAP	SECTOR 1	SECTOR 2	SECTOR 3	LAP TIME	MPH	DIFF	TIME OF DAY
1 - D1		38.927	13.577	1:21.686	87.21	14.480	17:17:37.425
2 - D1	20.660	37.485	15.551	1:13.696	96.67	6.490	17:18:51.121
3 - D1	27.652	58.817	18.567	1:45.036	67.83	37.830	17:20:36.157
4 - D1	34.336	1:09.231	22.460	2:06.027	56.53	58.821	17:22:42.184
5 - D1	35.278	50.159	14.999	1:40.436	70.93	33.230	17:24:22.620
6 - D1	20.175	37.168	12.716	1:10.059	101.69	2.853	17:25:32.679
7 - D1	19.778	37.048	13.034	1:09.860	101.98	2.654	17:26:42.539
8 - D1	19.592	37.552	12.890	1:10.034	101.73	2.828	17:27:52.573
9 - D1	19.749	37.809	14.071	1:11.629	99.46	4.423	17:29:04.202
10 - D1	19.968	36.199	13.138	1:09.305	102.80	2.099	17:30:13.507
11 - D1	19.764	40.245	13.837	1:13.846	96.47	6.640	17:31:27.353
12 - D1	21.173	54.168	18.956	1:34.297	75.55	27.091	17:33:01.650
13 - D1	33.685	1:03.036	22.118	1:58.839	59.95	51.633	17:35:00.489
14 - D1	33.484	59.365	22.674	1:55.523	61.67	48.317	17:36:56.012
15 - D1	34.420	1:03.467	21.993	1:59.880	59.43	52.674	17:38:55.892
16 - D1	30.054	1:01.056	IN PIT	1:54.003 P	62.49	46.797	17:40:49.895
17 - D1	OUTLAP	37.169	12.356	3:02.605	39.01	1:55.399	17:43:52.500
18 - D1	19.675	36.749	12.197	1:08.621	103.82	1.415	17:45:01.121
19 - D1	19.385	36.004	12.111	1:07.500 (3)	105.55	0.294	17:46:08.621
20 - D1	19.327	35.916	11.963	1:07.206 (1)	106.01		17:47:15.827
21 - D1	19.433	36.101	13.519	1:09.053	103.17	1.847	17:48:24.880
22 - D1	19.386	36.494	12.120	1:08.000	104.77	0.794	17:49:32.880
23 - D1	19.362	36.107	12.145	1:07.614	105.37	0.408	17:50:40.494
24 - D1	19.327	36.327	12.123	1:07.777	105.11	0.571	17:51:48.271
25 - D1	19.303	36.054	12.152	1:07.509	105.53	0.303	17:52:55.780
26 - D1	19.564	37.062	12.091	1:08.717	103.68	1.511	17:54:04.497
27 - D1	19.369	37.318	12.098	1:08.785	103.57	1.579	17:55:13.282
28 - D1	19.356	36.043	11.996	1:07.395 (2)	105.71	0.189	17:56:20.677
29 - D1	19.380	38.008	12.276	1:09.664	102.27	2.458	17:57:30.341
30 - D1	19.581	36.488	12.209	1:08.278	104.34	1.072	17:58:38.619
31 - D1	19.452	36.269	12.192	1:07.913	104.90	0.707	17:59:46.532
32 - D1	20.752	36.256	12.321	1:09.329	102.76	2.123	18:00:55.861
33 - D1	19.506	36.657	12.508	1:08.671	103.75	1.465	18:02:04.532
34 - D1	19.927	37.147	12.270	1:09.344	102.74	2.138	18:03:13.876
35 - D1	19.669	37.625	13.367	1:10.661	100.82	3.455	18:04:24.537
36 - D1	20.244	37.861	12.796	1:10.901	100.48	3.695	18:05:35.438
37 - D1	20.855	38.848	12.327	1:12.030	98.91	4.824	18:06:47.468
38 - D1	19.649	36.836	12.192	1:08.677	103.74	1.471	18:07:56.145

GT Cup Championship

RACE 8 - SECTOR ANALYSIS

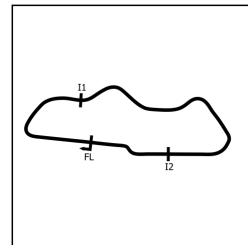


SECTOR 1 = FL to I1, SECTOR 2 = I1 to I2, SECTOR 3 = I2 to FL, DIFF = Difference To Personal Best Lap, P = Crossed Finish Line in Pit Lane, D = Time Disallowed

P11 33 GT3 G-Cat Racing				Porsche 911 GTR GT3			
IDEAL LAP TIME : 1:05.329		BEST LAP TIME : 1:05.546		DIFFERENCE : 0.217			
D1: Shamus JENNINGS		D2: Greg CATON (PS)					
LAP	SECTOR 1	SECTOR 2	SECTOR 3	LAP TIME	MPH	DIFF	TIME OF DAY
1 - D1		38.777	13.748	1:20.934	88.02	15.388	17:17:36.673
2 - D1	19.802	37.507	15.335	1:12.644	98.07	7.098	17:18:49.317
3 - D1	27.305	58.178	18.970	1:44.453	68.20	38.907	17:20:33.770
4 - D1	34.221	1:08.706	22.133	2:05.060	56.96	59.514	17:22:38.830
5 - D1	35.371	50.484	15.971	1:41.826	69.96	36.280	17:24:20.656
6 - D1	20.638	37.083	12.629	1:10.350	101.27	4.804	17:25:31.006
7 - D1	19.914	37.024	12.987	1:09.925	101.88	4.379	17:26:40.931
8 - D1	19.890	37.600	12.333	1:09.823	102.03	4.277	17:27:50.754
9 - D1	19.365	36.365	12.332	1:08.062	104.67	2.516	17:28:58.816
10 - D1	19.248	36.159	12.455	1:07.862	104.98	2.316	17:30:06.678
11 - D1	19.369	36.853	14.952	1:11.174	100.10	5.628	17:31:17.852
12 - D1	22.928	59.198	18.884	1:41.010	70.53	35.464	17:32:58.862
13 - D1	34.234	1:02.483	22.124	1:58.841	59.95	53.295	17:34:57.703
14 - D1	34.356	59.181	22.129	1:55.666	61.59	50.120	17:36:53.369
15 - D1	34.830	1:03.502	21.538	1:59.870	59.43	54.324	17:38:53.239
16 - D1	30.912	1:01.109	IN PIT	1:54.261	P 62.35	48.715	17:40:47.500
17 - D1	OUTLAP	38.551	12.922	3:09.011	37.69	2:03.465	17:43:56.511
18 - D1	19.798	36.908	12.067	1:08.773	103.59	3.227	17:45:05.284
19 - D1	19.509	36.091	12.009	1:07.609	105.38	2.063	17:46:12.893
20 - D1	19.199	35.490	11.762	1:06.451	107.21	0.905	17:47:19.344
21 - D1	19.312	35.387	IN PIT	1:10.355	P 101.26	4.809	17:48:29.699
22 - D1	OUTLAP	36.202	11.760	1:49.819	64.87	44.273	17:50:19.518
23 - D1	19.293	35.687	11.713	1:06.693	106.82	1.147	17:51:26.211
24 - D1	19.739	36.084	12.387	1:08.210	104.45	2.664	17:52:34.421
25 - D1	19.347	35.768	11.589	1:06.704	106.80	1.158	17:53:41.125
26 - D1	19.135	36.819	11.878	1:07.832	105.03	2.286	17:54:48.957
27 - D1	19.584	36.377	12.073	1:08.034	104.72	2.488	17:55:56.991
28 - D1	18.877	35.414	12.230	1:06.521	107.10	0.975	17:57:03.512
29 - D1	18.905	35.101	11.955	1:05.961	(3) 108.01	0.415	17:58:09.473
30 - D1	18.852	35.738	11.990	1:06.580	107.00	1.034	17:59:16.053
31 - D1	18.827	34.916	11.803	1:05.546	(1) 108.69		18:00:21.599
32 - D1	18.868	35.340	12.534	1:06.742	106.74	1.196	18:01:28.341
33 - D1	18.824	36.573	12.545	1:07.942	104.86	2.396	18:02:36.283
34 - D1	19.132	35.277	12.553	1:06.962	106.39	1.416	18:03:43.245
35 - D1	19.005	35.651	11.939	1:06.595	106.98	1.049	18:04:49.840
36 - D1	18.998	35.512	11.777	1:06.287	107.48	0.741	18:05:56.127
37 - D1	18.827	35.309	12.442	1:06.578	107.01	1.032	18:07:02.705
38 - D1	19.060	35.025	11.839	1:05.924	(2) 108.07	0.378	18:08:08.629

GT Cup Championship

RACE 8 - SECTOR ANALYSIS

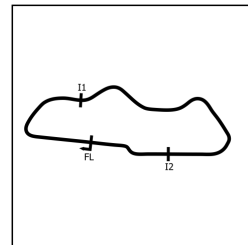


SECTOR 1 = FL to I1, SECTOR 2 = I1 to I2, SECTOR 3 = I2 to FL, DIFF = Difference To Personal Best Lap, P = Crossed Finish Line in Pit Lane, D = Time Disallowed

P12 13 GTC		Team Webb		Lamborghini Super Trofeo			
IDEAL LAP TIME : 1:09.784		BEST LAP TIME : 1:10.178		DIFFERENCE : 0.394			
D1: James WEBB		D2: Tom WEBB					
LAP	SECTOR 1	SECTOR 2	SECTOR 3	LAP TIME	MPH	DIFF	TIME OF DAY
1 - D1		38.070	12.720	1:18.779	90.43	8.601	17:17:34.518
2 - D1	20.635	38.600	13.729	1:12.964	97.64	2.786	17:18:47.482
3 - D1	27.738	58.866	18.719	1:45.323	67.64	35.145	17:20:32.805
4 - D1	34.382	1:08.384	22.766	2:05.532	56.75	55.354	17:22:38.337
5 - D1	35.003	50.115	16.045	1:41.163	70.42	30.985	17:24:19.500
6 - D1	20.100	37.790	12.773	1:10.663	100.82	0.485	17:25:30.163
7 - D1	19.813	37.741	12.823	1:10.377 (2)	101.23	0.199	17:26:40.540
8 - D1	19.922	38.360	12.705	1:10.987	100.36	0.809	17:27:51.527
9 - D1	20.017	37.748	12.801	1:10.566	100.96	0.388	17:29:02.093
10 - D1	19.870	37.468	13.172	1:10.510 (3)	101.04	0.332	17:30:12.603
11 - D1	20.263	40.143	13.887	1:14.293	95.89	4.115	17:31:26.896
12 - D1	21.093	53.992	19.039	1:34.124	75.69	23.946	17:33:01.020
13 - D1	33.664	1:02.741	22.487	1:58.892	59.92	48.714	17:34:59.912
14 - D1	33.523	59.122	22.807	1:55.452	61.71	45.274	17:36:55.364
15 - D1	34.468	1:03.237	22.087	1:59.792	59.47	49.614	17:38:55.156
16 - D1	30.017	1:01.024	17.969	1:49.010	65.35	38.832	17:40:44.166
17 - D1	21.073	38.153	12.665	1:11.891	99.10	1.713	17:41:56.057
18 - D1	19.910	37.979	IN PIT	1:13.116 P	97.44	2.938	17:43:09.173
19 - D1	OUTLAP	37.335	13.318	2:29.727	47.58	1:19.549	17:45:38.900
20 - D1	20.454	38.430	12.691	1:11.575	99.54	1.397	17:46:50.475
21 - D1	20.528	37.863	12.871	1:11.262	99.97	1.084	17:48:01.737
22 - D1	20.193	38.621	13.437	1:12.251	98.60	2.073	17:49:13.988
23 - D1	20.061	37.500	13.089	1:10.650	100.84	0.472	17:50:24.638
24 - D1	19.829	38.215	12.999	1:11.043	100.28	0.865	17:51:35.681
25 - D1	19.821	37.697	12.660	1:10.178 (1)	101.52		17:52:45.859
26 - D1	21.091	38.292	12.830	1:12.213	98.66	2.035	17:53:58.072
27 - D1	19.969	38.272	12.751	1:10.992	100.35	0.814	17:55:09.064
28 - D1	20.052	37.845	12.657	1:10.554	100.98	0.376	17:56:19.618
29 - D1	19.792	39.497	12.745	1:12.034	98.90	1.856	17:57:31.652
30 - D1	19.971	38.873	12.966	1:11.810	99.21	1.632	17:58:43.462
31 - D1	20.140	38.987	13.311	1:12.438	98.35	2.260	17:59:55.900
32 - D1	21.162	40.063	13.824	1:15.049	94.93	4.871	18:01:10.949
33 - D1	20.636	38.727	13.520	1:12.883	97.75	2.705	18:02:23.832
34 - D1	20.260	38.379	13.145	1:11.784	99.25	1.606	18:03:35.616
35 - D1	20.186	38.699	13.228	1:12.113	98.79	1.935	18:04:47.729
36 - D1	20.616	38.685	12.888	1:12.189	98.69	2.011	18:05:59.918
37 - D1	21.221	38.416	13.202	1:12.839	97.81	2.661	18:07:12.757
38 - D1	21.568	38.781	13.260	1:13.609	96.79	3.431	18:08:26.366

GT Cup Championship

RACE 8 - SECTOR ANALYSIS

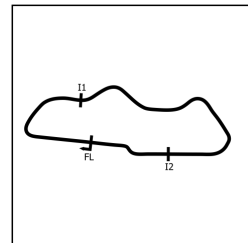


SECTOR 1 = FL to I1, SECTOR 2 = I1 to I2, SECTOR 3 = I2 to FL, DIFF = Difference To Personal Best Lap, P = Crossed Finish Line in Pit Lane, D = Time Disallowed

P13 50 GTH Valluga Racing				Porsche Cayman 718 RS Clubsport			
IDEAL LAP TIME : 1:10.303		BEST LAP TIME : 1:10.702		DIFFERENCE : 0.399			
D1: James WALLIS		D2: Sam MAHER-LOUGHNAN (
LAP	SECTOR 1	SECTOR 2	SECTOR 3	LAP TIME	MPH	DIFF	TIME OF DAY
1 - D1		40.534	13.126	1:24.461	84.35	13.759	17:17:40.200
2 - D1	21.040	38.852	13.989	1:13.881	96.43	3.179	17:18:54.081
3 - D1	27.367	59.596	18.262	1:45.225	67.70	34.523	17:20:39.306
4 - D1	33.994	1:09.608	22.745	2:06.347	56.38	55.645	17:22:45.653
5 - D1	35.096	49.833	14.432	1:39.361	71.70	28.659	17:24:25.014
6 - D1	20.967	38.885	12.894	1:12.746	97.93	2.044	17:25:37.760
7 - D1	20.694	38.446	12.825	1:11.965	99.00	1.263	17:26:49.725
8 - D1	20.632	38.608	12.889	1:12.129	98.77	1.427	17:28:01.854
9 - D1	20.469	38.206	12.748	1:11.423	99.75	0.721	17:29:13.277
10 - D1	20.895	38.604	14.273	1:13.772	96.57	3.070	17:30:27.049
11 - D1	20.766	45.715	14.378	1:20.859	88.11	10.157	17:31:47.908
12 - D1	24.205	45.334	14.990	1:24.529	84.28	13.827	17:33:12.437
13 - D1	28.105	1:03.486	21.037	1:52.628	63.25	41.926	17:35:05.065
14 - D1	32.276	1:02.812	20.862	1:55.950	61.44	45.248	17:37:01.015
15 - D1	34.446	1:05.612	20.186	2:00.244	59.25	49.542	17:39:01.259
16 - D1	28.752	1:01.516	18.594	1:48.862	65.44	38.160	17:40:50.121
17 - D1	20.745	38.471	13.521	1:12.737	97.95	2.035	17:42:02.858
18 - D1	20.553	38.798	13.291	1:12.642	98.07	1.940	17:43:15.500
19 - D1	20.248	37.857	12.946	1:11.051	100.27	0.349	17:44:26.551
20 - D1	20.461	37.701	IN PIT	1:14.301	P 95.88	3.599	17:45:40.852
21 - D1	OUTLAP	38.364	13.988	2:44.014	43.43	1:33.312	17:48:24.866
22 - D1	20.645	37.970	12.709	1:11.324	99.89	0.622	17:49:36.190
23 - D1	20.605	37.640	12.619	1:10.864	(2) 100.53	0.162	17:50:47.054
24 - D1	20.350	37.774	12.912	1:11.036	100.29	0.334	17:51:58.090
25 - D1	20.548	38.324	12.502	1:11.374	99.82	0.672	17:53:09.464
26 - D1	20.421	37.923	13.208	1:11.552	99.57	0.850	17:54:21.016
27 - D1	20.443	38.350	12.887	1:11.680	99.39	0.978	17:55:32.696
28 - D1	20.161	38.314	12.525	1:11.000	(3) 100.34	0.298	17:56:43.696
29 - D1	20.468	37.988	12.800	1:11.256	99.98	0.554	17:57:54.952
30 - D1	20.292	37.811	12.599	1:10.702	(1) 100.77		17:59:05.654
31 - D1	20.364	37.987	12.739	1:11.090	100.22	0.388	18:00:16.744
32 - D1	20.439	38.271	13.068	1:11.778	99.25	1.076	18:01:28.522
33 - D1	20.374	37.977	12.908	1:11.259	99.98	0.557	18:02:39.781
34 - D1	20.649	39.472	12.787	1:12.908	97.72	2.206	18:03:52.689
35 - D1	20.424	37.972	12.952	1:11.348	99.85	0.646	18:05:04.037
36 - D1	20.375	39.040	12.774	1:12.189	98.69	1.487	18:06:16.226
37 - D1	20.466	38.577	13.487	1:12.530	98.23	1.828	18:07:28.756

GT Cup Championship

RACE 8 - SECTOR ANALYSIS

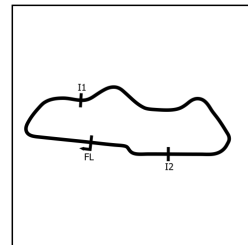


SECTOR 1 = FL to I1, SECTOR 2 = I1 to I2, SECTOR 3 = I2 to FL, DIFF = Difference To Personal Best Lap, P = Crossed Finish Line in Pit Lane, D = Time Disallowed

P14 78 GTH Fox Motorsport			McLaren 570S GT4				
IDEAL LAP TIME : 1:10.976			BEST LAP TIME : 1:11.197		DIFFERENCE : 0.221		
D1: Tim DOCKER			D2: Jordan ALBERT (P)				
LAP	SECTOR 1	SECTOR 2	SECTOR 3	LAP TIME	MPH	DIFF	TIME OF DAY
1 - D1		42.867	15.235	1:31.104	78.20	19.907	17:17:46.843
2 - D1	21.556	39.111	13.954	1:14.621	95.47	3.424	17:19:01.464
3 - D1	23.133	59.273	17.679	1:40.085	71.18	28.888	17:20:41.549
4 - D1	34.270	1:09.511	23.134	2:06.915	56.13	55.718	17:22:48.464
5 - D1	34.664	49.794	14.377	1:38.835	72.08	27.638	17:24:27.299
6 - D1	21.447	39.465	13.247	1:14.159	96.07	2.962	17:25:41.458
7 - D1	21.207	38.905	13.431	1:13.543	96.87	2.346	17:26:55.001
8 - D1	21.209	39.264	12.963	1:13.436	97.01	2.239	17:28:08.437
9 - D1	20.777	38.848	13.917	1:13.542	96.87	2.345	17:29:21.979
10 - D1	21.763	38.747	13.655	1:14.165	96.06	2.968	17:30:36.144
11 - D1	21.080	40.130	14.142	1:15.352	94.55	4.155	17:31:51.496
12 - D1	23.636	44.606	14.372	1:22.614	86.24	11.417	17:33:14.110
13 - D1	27.831	1:03.003	21.982	1:52.816	63.15	41.619	17:35:06.926
14 - D1	31.950	1:02.349	22.474	1:56.773	61.01	45.576	17:37:03.699
15 - D1	33.317	1:05.585	20.309	1:59.211	59.76	48.014	17:39:02.910
16 - D1	28.501	1:01.332	18.607	1:48.440	65.70	37.243	17:40:51.350
17 - D1	21.828	38.821	13.345	1:13.994	96.28	2.797	17:42:05.344
18 - D1	21.093	38.419	13.757	1:13.269	97.23	2.072	17:43:18.613
19 - D1	21.615	38.477	12.650	1:12.742	97.94	1.545	17:44:31.355
20 - D1	21.330	38.620	13.267	1:13.217	97.30	2.020	17:45:44.572
21 - D1	21.020	38.574	12.813	1:12.407	98.39	1.210	17:46:56.979
22 - D1	20.702	38.469	12.854	1:12.025	98.91	0.828	17:48:09.004
23 - D1	21.030	38.771	IN PIT	1:15.344 P	94.56	4.147	17:49:24.348
24 - D1	OUTLAP	38.739	12.843	2:43.263	43.63	1:32.066	17:52:07.611
25 - D1	20.431	39.026	12.728	1:12.185	98.69	0.988	17:53:19.796
26 - D1	20.480	38.137	12.639	1:11.256	99.98	0.059	17:54:31.052
27 - D1	20.459	38.145	12.874	1:11.478	99.67	0.281	17:55:42.530
28 - D1	20.728	38.573	12.676	1:11.977	98.98	0.780	17:56:54.507
29 - D1	20.510	38.040	12.675	1:11.225 (3)	100.03	0.028	17:58:05.732
30 - D1	20.409	38.149	12.727	1:11.285	99.94	0.088	17:59:17.017
31 - D1	20.366	37.989	12.844	1:11.199 (2)	100.06	0.002	18:00:28.216
32 - D1	20.394	38.669	15.058	1:14.121	96.12	2.924	18:01:42.337
33 - D1	20.765	38.262	12.751	1:11.778	99.25	0.581	18:02:54.115
34 - D1	20.348	38.135	12.714	1:11.197 (1)	100.06		18:04:05.312
35 - D1	20.653	38.903	12.887	1:12.443	98.34	1.246	18:05:17.755
36 - D1	20.554	38.139	12.708	1:11.401	99.78	0.204	18:06:29.156
37 - D1	20.357	38.078	12.795	1:11.230	100.02	0.033	18:07:40.386

GT Cup Championship

RACE 8 - SECTOR ANALYSIS

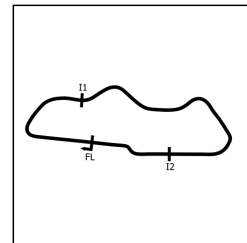


SECTOR 1 = FL to I1, SECTOR 2 = I1 to I2, SECTOR 3 = I2 to FL, DIFF = Difference To Personal Best Lap, P = Crossed Finish Line in Pit Lane, D = Time Disallowed

P15 52 GTH Valluga Racing				Porsche Cayman Clubsport GT4			
IDEAL LAP TIME : 1:10.171		BEST LAP TIME : 1:10.409		DIFFERENCE : 0.238			
D1: Chris BATES		D2: Darren BURKE (P)					
LAP	SECTOR 1	SECTOR 2	SECTOR 3	LAP TIME	MPH	DIFF	TIME OF DAY
1 - D1		41.491	12.912	1:26.866	82.01	16.457	17:17:42.605
2 - D1	22.003	39.018	14.042	1:15.063	94.91	4.654	17:18:57.668
3 - D1	24.994	1:00.109	17.844	1:42.947	69.20	32.538	17:20:40.615
4 - D1	34.142	1:09.701	22.704	2:06.547	56.30	56.138	17:22:47.162
5 - D1	34.958	50.135	14.454	1:39.547	71.57	29.138	17:24:26.709
6 - D1	21.687	39.396	13.446	1:14.529	95.59	4.120	17:25:41.238
7 - D1	21.012	38.917	13.144	1:13.073	97.50	2.664	17:26:54.311
8 - D1	20.867	38.213	12.702	1:11.782	99.25	1.373	17:28:06.093
9 - D1	20.738	38.499	12.834	1:12.071	98.85	1.662	17:29:18.164
10 - D1	20.902	38.503	12.836	1:12.241	98.62	1.832	17:30:30.405
11 - D1	20.775	43.115	14.531	1:18.421	90.85	8.012	17:31:48.826
12 - D1	23.944	45.084	15.217	1:24.245	84.57	13.836	17:33:13.071
13 - D1	27.986	1:03.278	21.426	1:52.690	63.22	42.281	17:35:05.761
14 - D1	32.239	1:02.707	22.062	1:57.008	60.89	46.599	17:37:02.769
15 - D1	33.247	1:05.735	20.052	1:59.034	59.85	48.625	17:39:01.803
16 - D1	28.823	1:01.772	18.567	1:49.162	65.26	38.753	17:40:50.965
17 - D1	21.196	38.416	14.366	1:13.978	96.30	3.569	17:42:04.943
18 - D1	21.027	38.148	14.357	1:13.532	96.89	3.123	17:43:18.475
19 - D1	21.177	38.465	12.688	1:12.330	98.50	1.921	17:44:30.805
20 - D1	20.846	39.082	IN PIT	1:15.567 P	94.28	5.158	17:45:46.372
21 - D1	OUTLAP	40.294	13.331	2:50.434	41.80	1:40.025	17:48:36.806
22 - D1	21.615	38.987	12.708	1:13.310	97.18	2.901	17:49:50.116
23 - D1	20.403	37.803	13.401	1:11.607	99.49	1.198	17:51:01.723
24 - D1	20.414	38.238	12.900	1:11.552	99.57	1.143	17:52:13.275
25 - D1	20.459	37.679	12.473	1:10.611 (3)	100.89	0.202	17:53:23.886
26 - D1	20.307	37.801	12.301	1:10.409 (1)	101.18		17:54:34.295
27 - D1	20.233	37.709	13.160	1:11.102	100.20	0.693	17:55:45.397
28 - D1	20.553	37.637	12.634	1:10.824	100.59	0.415	17:56:56.221
29 - D1	20.591	37.873	12.395	1:10.859	100.54	0.450	17:58:07.080
30 - D1	20.480	38.013	12.416	1:10.909	100.47	0.500	17:59:17.989
31 - D1	20.313	37.661	12.494	1:10.468 (2)	101.10	0.059	18:00:28.457
32 - D1	20.647	38.315	15.680	1:14.642	95.45	4.233	18:01:43.099
33 - D1	20.580	37.940	12.919	1:11.439	99.73	1.030	18:02:54.538
34 - D1	20.378	38.105	12.566	1:11.049	100.27	0.640	18:04:05.587
35 - D1	20.571	38.936	13.519	1:13.026	97.56	2.617	18:05:18.613
36 - D1	20.347	37.919	12.619	1:10.885	100.50	0.476	18:06:29.498
37 - D1	20.539	37.915	12.791	1:11.245	100.00	0.836	18:07:40.743

GT Cup Championship

RACE 8 - SECTOR ANALYSIS

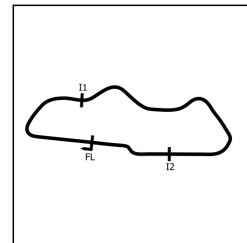


SECTOR 1 = FL to I1, SECTOR 2 = I1 to I2, SECTOR 3 = I2 to FL, DIFF = Difference To Personal Best Lap, P = Crossed Finish Line in Pit Lane, D = Time Disallowed

P16 10 GTC		Motus One/Team Hard		Porsche 991.2			
IDEAL LAP TIME : 1:09.263		BEST LAP TIME : 1:09.642		DIFFERENCE : 0.379			
D1: Chris MURPHY		D2: James TAYLOR					
LAP	SECTOR 1	SECTOR 2	SECTOR 3	LAP TIME	MPH	DIFF	TIME OF DAY
1 - D1		45.176	14.854	1:33.823	75.93	24.181	17:17:49.562
2 - D1	22.815	41.379	15.542	1:19.736	89.35	10.094	17:19:09.298
3 - D1	24.074	55.091	18.560	1:37.725	72.90	28.083	17:20:47.023
4 - D1	33.212	1:10.245	23.683	2:07.140	56.03	57.498	17:22:54.163
5 - D1	33.997	50.097	15.259	1:39.353	71.71	29.711	17:24:33.516
6 - D1	21.611	40.699	13.303	1:15.613	94.22	5.971	17:25:49.129
7 - D1	21.285	39.927	13.845	1:15.057	94.92	5.415	17:27:04.186
8 - D1	21.797	39.573	13.327	1:14.697	95.38	5.055	17:28:18.883
9 - D1	21.157	39.662	13.162	1:13.981	96.30	4.339	17:29:32.864
10 - D1	21.212	40.733	15.652	1:17.597	91.81	7.955	17:30:50.461
11 - D1	23.939	41.689	13.856	1:19.484	89.63	9.842	17:32:09.945
12 - D1	22.071	41.402	13.740	1:17.213	92.27	7.571	17:33:27.158
13 - D1	22.745	1:02.777	22.779	1:48.301	65.78	38.659	17:35:15.459
14 - D1	31.837	1:04.742	20.716	1:57.295	60.74	47.653	17:37:12.754
15 - D1	31.540	1:08.132	19.314	1:58.986	59.87	49.344	17:39:11.740
16 - D1	26.964	1:00.890	IN PIT	1:49.180	P 65.25	39.538	17:41:00.920
17 - D1	OUTLAP	38.881	12.879	3:11.409	37.22	2:01.767	17:44:12.329
18 - D1	20.359	39.043	12.505	1:11.907	99.08	2.265	17:45:24.236
19 - D1	20.274	38.176	12.523	1:10.973	100.38	1.331	17:46:35.209
20 - D1	20.570	38.541	12.556	1:11.667	99.41	2.025	17:47:46.876
21 - D1	20.379	38.269	12.437	1:11.085	100.22	1.443	17:48:57.961
22 - D1	19.999	37.675	12.163	1:09.837	102.01	0.195	17:50:07.798
23 - D1	20.113	38.243	12.352	1:10.708	100.76	1.066	17:51:18.506
24 - D1	20.033	37.511	12.176	1:09.720 (2)	102.18	0.078	17:52:28.226
25 - D1	20.079	37.671	13.024	1:10.774	100.66	1.132	17:53:39.000
26 - D1	20.062	37.395	12.303	1:09.760	102.13	0.118	17:54:48.760
27 - D1	20.255	38.059	12.490	1:10.804	100.62	1.162	17:55:59.564
28 - D1	20.064	38.288	13.342	1:11.694	99.37	2.052	17:57:11.258
29 - D1	20.125	37.632	12.951	1:10.708	100.76	1.066	17:58:21.966
30 - D1	20.237	37.626	12.558	1:10.421	101.17	0.779	17:59:32.387
31 - D1	20.011	37.385	12.780	1:10.176	101.52	0.534	18:00:42.563
32 - D1	20.115	37.720	12.322	1:10.157	101.55	0.515	18:01:52.720
33 - D1	20.256	37.503	12.551	1:10.310	101.33	0.668	18:03:03.030
34 - D1	20.336	38.763	12.198	1:11.297	99.92	1.655	18:04:14.327
35 - D1	20.116	37.649	11.992	1:09.757 (3)	102.13	0.115	18:05:24.084
36 - D1	19.886	37.694	12.062	1:09.642 (1)	102.30		18:06:33.726
37 - D1	20.599	37.877	12.797	1:11.273	99.96	1.631	18:07:44.999

GT Cup Championship

RACE 8 - SECTOR ANALYSIS

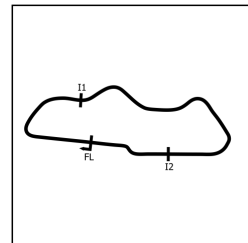


SECTOR 1 = FL to I1, SECTOR 2 = I1 to I2, SECTOR 3 = I2 to FL, DIFF = Difference To Personal Best Lap, P = Crossed Finish Line in Pit Lane, D = Time Disallowed

P17 51 GTH Valluga Racing				Porsche Cayman Clubsport GT4			
IDEAL LAP TIME : 1:10.821		BEST LAP TIME : 1:11.083		DIFFERENCE : 0.262			
D1: Neil MACLENNAN		D2: Cameron FENTON					
LAP	SECTOR 1	SECTOR 2	SECTOR 3	LAP TIME	MPH	DIFF	TIME OF DAY
1 - D1		50.966	14.399	1:36.663	73.70	25.580	17:17:52.402
2 - D1	23.233	41.487	16.033	1:20.753	88.22	9.670	17:19:13.155
3 - D1	23.182	55.159	18.349	1:36.690	73.68	25.607	17:20:49.845
4 - D1	33.135	1:10.942	24.207	2:08.284	55.53	57.201	17:22:58.129
5 - D1	33.266	49.686	14.570	1:37.522	73.05	26.439	17:24:35.651
6 - D1	22.168	40.033	13.584	1:15.785	94.01	4.702	17:25:51.436
7 - D1	21.449	39.720	13.507	1:14.676	95.40	3.593	17:27:06.112
8 - D1	21.298	39.873	13.069	1:14.240	95.96	3.157	17:28:20.352
9 - D1	21.337	39.635	13.097	1:14.069	96.18	2.986	17:29:34.421
10 - D1	21.263	39.619	16.162	1:17.044	92.47	5.961	17:30:51.465
11 - D1	24.376	42.167	13.476	1:20.019	89.03	8.936	17:32:11.484
12 - D1	21.762	41.489	13.802	1:17.053	92.46	5.970	17:33:28.537
13 - D1	22.548	1:03.265	23.295	1:49.108	65.29	38.025	17:35:17.645
14 - D1	31.337	1:04.891	20.409	1:56.637	61.08	45.554	17:37:14.282
15 - D1	32.036	1:08.918	18.152	1:59.106	59.81	48.023	17:39:13.388
16 - D1	26.792	1:00.376	18.348	1:45.516	67.52	34.433	17:40:58.904
17 - D1	21.330	39.433	13.121	1:13.884	96.43	2.801	17:42:12.788
18 - D1	21.511	40.438	14.782	1:16.731	92.85	5.648	17:43:29.519
19 - D1	21.844	39.874	12.973	1:14.691	95.38	3.608	17:44:44.210
20 - D1	21.368	40.103	IN PIT	1:20.727	P 88.25	9.644	17:46:04.937
21 - D1	OUTLAP	39.366	12.721	2:39.848	44.57	1:28.765	17:48:44.785
22 - D1	20.800	38.475	13.782	1:13.057	97.52	1.974	17:49:57.842
23 - D1	20.828	38.773	12.530	1:12.131	98.77	1.048	17:51:09.973
24 - D1	20.666	38.887	13.802	1:13.355	97.12	2.272	17:52:23.328
25 - D1	21.035	38.028	12.515	1:11.578	99.53	0.495	17:53:34.906
26 - D1	20.457	38.083	12.798	1:11.338 (2)	99.87	0.255	17:54:46.244
27 - D1	20.653	38.249	12.634	1:11.536	99.59	0.453	17:55:57.780
28 - D1	20.657	38.909	12.459	1:12.025	98.91	0.942	17:57:09.805
29 - D1	20.719	38.004	12.360	1:11.083 (1)	100.22		17:58:20.888
30 - D1	20.744	38.158	12.926	1:11.828	99.19	0.745	17:59:32.716
31 - D1	20.620	38.294	12.891	1:11.805	99.22	0.722	18:00:44.521
32 - D1	20.627	38.339	12.451	1:11.417 (3)	99.76	0.334	18:01:55.938
33 - D1	20.817	39.449	12.817	1:13.083	97.48	2.000	18:03:09.021
34 - D1	21.319	38.987	12.657	1:12.963	97.64	1.880	18:04:21.984
35 - D1	20.663	38.476	13.458	1:12.597	98.13	1.514	18:05:34.581
36 - D1	20.691	38.230	12.499	1:11.420	99.75	0.337	18:06:46.001
37 - D1	20.606	38.851	12.565	1:12.022	98.92	0.939	18:07:58.023

GT Cup Championship

RACE 8 - SECTOR ANALYSIS

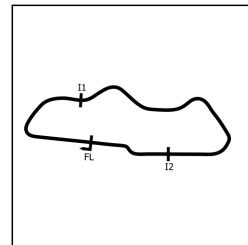


SECTOR 1 = FL to I1, SECTOR 2 = I1 to I2, SECTOR 3 = I2 to FL, DIFF = Difference To Personal Best Lap, P = Crossed Finish Line in Pit Lane, D = Time Disallowed

P18 96 GTH Make Happen Racing			Mercedes AMG GT4				
IDEAL LAP TIME : 1:12.069		BEST LAP TIME : 1:12.328		DIFFERENCE : 0.259			
D1: Jon CURRIE							
LAP	SECTOR 1	SECTOR 2	SECTOR 3	LAP TIME	MPH	DIFF	TIME OF DAY
1 - D1		42.984	15.232	1:32.279	77.20	19.951	17:17:48.018
2 - D1	21.943	40.169	14.361	1:16.473	93.16	4.145	17:19:04.491
3 - D1	22.607	57.685	18.648	1:38.940	72.00	26.612	17:20:43.431
4 - D1	33.197	1:09.967	23.046	2:06.210	56.45	53.882	17:22:49.641
5 - D1	34.431	50.147	14.373	1:38.951	72.00	26.623	17:24:28.592
6 - D1	21.690	39.802	13.310	1:14.802	95.24	2.474	17:25:43.394
7 - D1	21.493	39.257	13.228	1:13.978	96.30	1.650	17:26:57.372
8 - D1	20.987	38.891	13.068	1:12.946	97.67	0.618	17:28:10.318
9 - D1	21.071	40.912	13.053	1:15.036	94.94	2.708	17:29:25.354
10 - D1	21.074	39.324	13.379	1:13.777	96.56	1.449	17:30:39.131
11 - D1	21.196	40.770	14.771	1:16.737	92.84	4.409	17:31:55.868
12 - D1	22.454	44.495	14.396	1:21.345	87.58	9.017	17:33:17.213
13 - D1	27.541	1:03.290	22.539	1:53.370	62.84	41.042	17:35:10.583
14 - D1	31.533	1:03.043	21.609	1:56.185	61.32	43.857	17:37:06.768
15 - D1	34.178	1:04.590	21.147	1:59.915	59.41	47.587	17:39:06.683
16 - D1	28.226	59.995	18.203	1:46.424	66.94	34.096	17:40:53.107
17 - D1	21.710	39.844	13.214	1:14.768	95.28	2.440	17:42:07.875
18 - D1	21.839	39.498	12.925	1:14.262	95.93	1.934	17:43:22.137
19 - D1	20.967	40.445	13.110	1:14.522	95.60	2.194	17:44:36.659
20 - D1	20.966	39.042	13.133	1:13.141	97.40	0.813	17:45:49.800
21 - D1	20.793	38.601	12.934	1:12.328 (1)	98.50		17:47:02.128
22 - D1	20.959	39.987	IN PIT	1:15.739 P	94.06	3.411	17:48:17.867
23 - D1	OUTLAP	39.133	12.891	2:31.602	46.99	1:19.274	17:50:49.469
24 - D1	20.760	38.832	12.896	1:12.488 (2)	98.28	0.160	17:52:01.957
25 - D1	21.051	38.566	12.926	1:12.543 (3)	98.21	0.215	17:53:14.500
26 - D1	21.796	39.153	12.865	1:13.814	96.52	1.486	17:54:28.314
27 - D1	20.638	38.940	13.987	1:13.565	96.84	1.237	17:55:41.879
28 - D1	21.385	39.532	13.227	1:14.144	96.09	1.816	17:56:56.023
29 - D1	21.364	39.108	13.143	1:13.615	96.78	1.287	17:58:09.638
30 - D1	20.963	38.897	12.954	1:12.814	97.84	0.486	17:59:22.452
31 - D1	21.151	39.251	13.281	1:13.683	96.69	1.355	18:00:36.135
32 - D1	20.990	39.201	13.162	1:13.353	97.12	1.025	18:01:49.488
33 - D1	20.873	39.396	13.139	1:13.408	97.05	1.080	18:03:02.896
34 - D1	22.741	41.392	13.195	1:17.328	92.13	5.000	18:04:20.224
35 - D1	21.427	39.216	13.536	1:14.179	96.04	1.851	18:05:34.403
36 - D1	21.415	39.378	13.428	1:14.221	95.99	1.893	18:06:48.624
37 - D1	20.962	39.476	13.251	1:13.689	96.68	1.361	18:08:02.313

GT Cup Championship

RACE 8 - SECTOR ANALYSIS

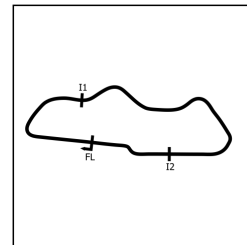


SECTOR 1 = FL to I1, SECTOR 2 = I1 to I2, SECTOR 3 = I2 to FL, DIFF = Difference To Personal Best Lap, P = Crossed Finish Line in Pit Lane, D = Time Disallowed

P19 26 GTH Paddock Motorsport				McLaren 570S GT4			
IDEAL LAP TIME : 1:11.838		BEST LAP TIME : 1:12.245		DIFFERENCE : 0.407			
D1: Tehmur CHOCHAN		D2: Tom ROCHE (PS)					
LAP	SECTOR 1	SECTOR 2	SECTOR 3	LAP TIME	MPH	DIFF	TIME OF DAY
1 - D1		42.143	16.780	1:32.117	77.34	19.872	17:17:47.856
2 - D1	22.362	40.171	14.543	1:17.076	92.43	4.831	17:19:04.932
3 - D1	22.519	57.661	18.427	1:38.607	72.25	26.362	17:20:43.539
4 - D1	33.855	1:09.480	23.178	2:06.513	56.31	54.268	17:22:50.052
5 - D1	34.852	50.071	13.829	1:38.752	72.14	26.507	17:24:28.804
6 - D1	21.689	39.844	13.308	1:14.841	95.19	2.596	17:25:43.645
7 - D1	21.380	39.374	13.169	1:13.923	96.37	1.678	17:26:57.568
8 - D1	21.023	39.251	12.718	1:12.992	97.60	0.747	17:28:10.560
9 - D1	20.988	39.901	12.830	1:13.719	96.64	1.474	17:29:24.279
10 - D1	21.793	39.217	12.764	1:13.774	96.57	1.529	17:30:38.053
11 - D1	20.828	41.012	14.359	1:16.199	93.50	3.954	17:31:54.252
12 - D1	22.652	44.557	14.551	1:21.760	87.14	9.515	17:33:16.012
13 - D1	28.014	1:03.135	22.675	1:53.824	62.59	41.579	17:35:09.836
14 - D1	31.032	1:02.928	22.194	1:56.154	61.33	43.909	17:37:05.990
15 - D1	33.689	1:04.977	20.726	1:59.392	59.67	47.147	17:39:05.382
16 - D1	28.962	1:00.010	17.869	1:46.841	66.68	34.596	17:40:52.223
17 - D1	21.860	39.950	13.247	1:15.057	94.92	2.812	17:42:07.280
18 - D1	21.112	38.995	13.292	1:13.399	97.06	1.154	17:43:20.679
19 - D1	21.167	39.952	12.912	1:14.031	96.23	1.786	17:44:34.710
20 - D1	20.997	38.642	12.606	1:12.245 (1)	98.61		17:45:46.955
21 - D1	20.830	38.775	IN PIT	1:14.866 P	95.16	2.621	17:47:01.821
22 - D1	OUTLAP	39.479	13.087	2:44.545	43.29	1:32.300	17:49:46.366
23 - D1	20.997	39.976	12.803	1:13.776	96.57	1.531	17:51:00.142
24 - D1	20.968	39.121	13.483	1:13.572	96.83	1.327	17:52:13.714
25 - D1	20.874	38.831	12.843	1:12.548	98.20	0.303	17:53:26.262
26 - D1	21.130	38.708	12.728	1:12.566	98.18	0.321	17:54:38.828
27 - D1	20.828	38.812	12.754	1:12.394 (2)	98.41	0.149	17:55:51.222
28 - D1	20.919	38.739	13.673	1:13.331	97.15	1.086	17:57:04.553
29 - D1	20.927	38.878	12.824	1:12.629	98.09	0.384	17:58:17.182
30 - D1	20.928	38.907	12.759	1:12.594	98.14	0.349	17:59:29.776
31 - D1	21.021	38.717	12.825	1:12.563	98.18	0.318	18:00:42.339
32 - D1	21.033	39.173	12.916	1:13.122	97.43	0.877	18:01:55.461
33 - D1	21.042	39.434	12.886	1:13.362	97.11	1.117	18:03:08.823
34 - D1	21.283	39.345	12.833	1:13.461	96.98	1.216	18:04:22.284
35 - D1	20.737	38.990	12.702	1:12.429 (3)	98.36	0.184	18:05:34.713
36 - D1	21.265	39.496	13.786	1:14.547	95.57	2.302	18:06:49.260
37 - D1	21.204	39.623	12.459	1:13.286	97.21	1.041	18:08:02.546

GT Cup Championship

RACE 8 - SECTOR ANALYSIS

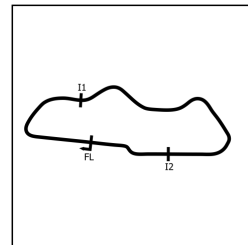


SECTOR 1 = FL to I1, SECTOR 2 = I1 to I2, SECTOR 3 = I2 to FL, DIFF = Difference To Personal Best Lap, P = Crossed Finish Line in Pit Lane, D = Time Disallowed

P20 39 GTH Track Focused				Mercedes AMG GT4			
IDEAL LAP TIME : 1:10.865		BEST LAP TIME : 1:11.155		DIFFERENCE : 0.290			
D1: Darren KELL		D2: James KELL (PS)					
LAP	SECTOR 1	SECTOR 2	SECTOR 3	LAP TIME	MPH	DIFF	TIME OF DAY
1 - D1		45.112	15.272	1:35.149	74.87	23.994	17:17:50.888
2 - D1	22.381	41.018	16.278	1:19.677	89.41	8.522	17:19:10.565
3 - D1	23.992	54.906	18.190	1:37.088	73.38	25.933	17:20:47.653
4 - D1	33.253	1:10.567	23.577	2:07.397	55.92	56.242	17:22:55.050
5 - D1	33.857	50.090	15.164	1:39.111	71.88	27.956	17:24:34.161
6 - D1	21.494	40.651	13.330	1:15.475	94.39	4.320	17:25:49.636
7 - D1	21.137	39.995	13.942	1:15.074	94.90	3.919	17:27:04.710
8 - D1	21.502	39.751	13.519	1:14.772	95.28	3.617	17:28:19.482
9 - D1	21.130	39.330	13.291	1:13.751	96.60	2.596	17:29:33.233
10 - D1	21.195	40.541	16.159	1:17.895	91.46	6.740	17:30:51.128
11 - D1	23.846	41.574	13.895	1:19.315	89.82	8.160	17:32:10.443
12 - D1	21.935	41.457	13.761	1:17.153	92.34	5.998	17:33:27.596
13 - D1	22.715	1:03.037	22.913	1:48.665	65.56	37.510	17:35:16.261
14 - D1	31.457	1:05.161	20.622	1:57.240	60.76	46.085	17:37:13.501
15 - D1	31.653	1:08.191	18.993	1:58.837	59.95	47.682	17:39:12.338
16 - D1	26.850	1:00.858	18.201	1:45.909	67.27	34.754	17:40:58.247
17 - D1	21.408	39.269	13.049	1:13.726	96.63	2.571	17:42:11.973
18 - D1	21.056	41.362	14.926	1:17.344	92.11	6.189	17:43:29.317
19 - D1	21.194	39.113	13.028	1:13.335	97.15	2.180	17:44:42.652
20 - D1	21.094	40.861	IN PIT	1:18.454	P 90.81	7.299	17:46:01.106
21 - D1	OUTLAP	38.575	12.996	2:46.558	42.77	1:35.403	17:48:47.664
22 - D1	20.748	38.515	12.802	1:12.065	98.86	0.910	17:49:59.729
23 - D1	20.693	38.061	12.714	1:11.468	99.68	0.313	17:51:11.197
24 - D1	20.527	38.085	13.845	1:12.457	98.32	1.302	17:52:23.654
25 - D1	21.126	37.848	12.652	1:11.626	99.47	0.471	17:53:35.280
26 - D1	20.517	37.766	12.872	1:11.155 (1)	100.12		17:54:46.435
27 - D1	20.748	38.125	12.882	1:11.755	99.29	0.600	17:55:58.190
28 - D1	20.626	38.608	13.028	1:12.262	98.59	1.107	17:57:10.452
29 - D1	20.574	37.739	12.999	1:11.312 (2)	99.90	0.157	17:58:21.764
30 - D1	20.993	38.059	13.279	1:12.331	98.50	1.176	17:59:34.095
31 - D1	20.474	38.023	12.906	1:11.403 (3)	99.78	0.248	18:00:45.498
32 - D1	20.716	37.973	12.794	1:11.483	99.66	0.328	18:01:56.981
33 - D1	21.047	38.748	12.703	1:12.498	98.27	1.343	18:03:09.479
34 - D1	21.181	39.286	13.046	1:13.513	96.91	2.358	18:04:22.992
35 - D1	20.713	38.683	12.808	1:12.204	98.67	1.049	18:05:35.196
36 - D1	21.232	39.573	13.408	1:14.213	96.00	3.058	18:06:49.409
37 - D1	20.946	40.282	13.104	1:14.332	95.84	3.177	18:08:03.741

GT Cup Championship

RACE 8 - SECTOR ANALYSIS

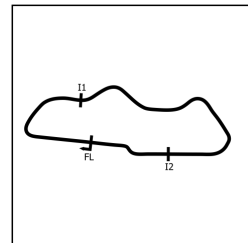


SECTOR 1 = FL to I1, SECTOR 2 = I1 to I2, SECTOR 3 = I2 to FL, DIFF = Difference To Personal Best Lap, P = Crossed Finish Line in Pit Lane, D = Time Disallowed

P21 30 GTH Make Happen Racing				Ginetta G55 GT4			
IDEAL LAP TIME : 1:11.908		BEST LAP TIME : 1:12.258		DIFFERENCE : 0.350			
D1: Greg EVANS		D2: Neil BURROUGHS					
LAP	SECTOR 1	SECTOR 2	SECTOR 3	LAP TIME	MPH	DIFF	TIME OF DAY
1 - D1		42.771	15.289	1:32.485	77.03	20.227	17:17:48.224
2 - D1	22.343	40.067	14.500	1:16.910	92.63	4.652	17:19:05.134
3 - D1	22.624	58.108	18.163	1:38.895	72.04	26.637	17:20:44.029
4 - D1	33.913	1:09.873	23.288	2:07.074	56.06	54.816	17:22:51.103
5 - D1	34.491	50.232	14.398	1:39.121	71.87	26.863	17:24:30.224
6 - D1	21.734	38.807	13.147	1:13.688	96.68	1.430	17:25:43.912
7 - D1	21.365	39.401	13.201	1:13.967	96.32	1.709	17:26:57.879
8 - D1	20.990	39.107	13.166	1:13.263	97.24	1.005	17:28:11.142
9 - D1	20.951	39.624	12.815	1:13.390	97.07	1.132	17:29:24.532
10 - D1	21.264	38.677	12.840	1:12.781	97.89	0.523	17:30:37.313
11 - D1	21.093	39.719	14.096	1:14.908	95.11	2.650	17:31:52.221
12 - D1	23.492	44.694	14.242	1:22.428	86.43	10.170	17:33:14.649
13 - D1	27.975	1:03.383	21.773	1:53.131	62.97	40.873	17:35:07.780
14 - D1	31.764	1:02.877	21.861	1:56.502	61.15	44.244	17:37:04.282
15 - D1	33.591	1:05.648	20.111	1:59.350	59.69	47.092	17:39:03.632
16 - D1	28.350	1:01.286	18.487	1:48.123	65.89	35.865	17:40:51.755
17 - D1	21.665	38.836	13.249	1:13.750	96.60	1.492	17:42:05.505
18 - D1	21.743	38.275	13.331	1:13.349	97.13	1.091	17:43:18.854
19 - D1	21.637	38.612	13.355	1:13.604	96.79	1.346	17:44:32.458
20 - D1	20.818	38.583	IN PIT	1:15.927 P	93.83	3.669	17:45:48.385
21 - D1	OUTLAP	41.436	13.470	2:48.754	42.21	1:36.496	17:48:37.139
22 - D1	21.136	39.933	13.396	1:14.465	95.67	2.207	17:49:51.604
23 - D1	21.357	38.982	12.991	1:13.330	97.15	1.072	17:51:04.934
24 - D1	20.898	38.734	13.245	1:12.877	97.76	0.619	17:52:17.811
25 - D1	20.986	38.998	13.159	1:13.143	97.40	0.885	17:53:30.954
26 - D1	21.049	39.004	13.252	1:13.305	97.19	1.047	17:54:44.259
27 - D1	20.930	38.832	13.160	1:12.922	97.70	0.664	17:55:57.181
28 - D1	21.874	38.755	13.631	1:14.260	95.94	2.002	17:57:11.441
29 - D1	21.301	38.994	12.996	1:13.291	97.21	1.033	17:58:24.732
30 - D1	21.177	38.462	13.087	1:12.726	97.96	0.468	17:59:37.458
31 - D1	20.961	38.837	13.218	1:13.016	97.57	0.758	18:00:50.474
32 - D1	21.422	39.274	12.996	1:13.692	96.68	1.434	18:02:04.166
33 - D1	21.913	39.217	13.070	1:14.200	96.01	1.942	18:03:18.366
34 - D1	20.994	38.510	13.093	1:12.597 (3)	98.13	0.339	18:04:30.963
35 - D1	21.148	38.452	13.011	1:12.611	98.12	0.353	18:05:43.574
36 - D1	20.923	38.374	12.967	1:12.264 (2)	98.59	0.006	18:06:55.838
37 - D1	20.982	38.387	12.889	1:12.258 (1)	98.60		18:08:08.096

GT Cup Championship

RACE 8 - SECTOR ANALYSIS

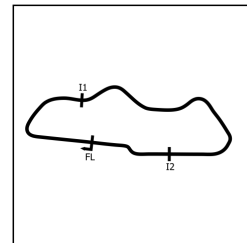


SECTOR 1 = FL to I1, SECTOR 2 = I1 to I2, SECTOR 3 = I2 to FL, DIFF = Difference To Personal Best Lap, P = Crossed Finish Line in Pit Lane, D = Time Disallowed

P22 77 GTH Greystone GT				McLaren 570S GT4			
IDEAL LAP TIME : 1:10.605		BEST LAP TIME : 1:10.871		DIFFERENCE : 0.266			
D1: Mark HOPTON		D2: Euan HANKEY (P)					
LAP	SECTOR 1	SECTOR 2	SECTOR 3	LAP TIME	MPH	DIFF	TIME OF DAY
1 - D1		41.953	17.909	1:33.307	76.35	22.436	17:17:49.046
2 - D1	21.976	40.144	15.045	1:17.165	92.32	6.294	17:19:06.211
3 - D1	22.456	57.782	18.373	1:38.611	72.24	27.740	17:20:44.822
4 - D1	33.643	1:10.207	23.562	2:07.412	55.91	56.541	17:22:52.234
5 - D1	33.888	50.311	14.031	1:38.230	72.53	27.359	17:24:30.464
6 - D1	21.859	39.491	12.808	1:14.158	96.07	3.287	17:25:44.622
7 - D1	21.013	39.752	13.011	1:13.776	96.57	2.905	17:26:58.398
8 - D1	20.793	39.397	12.995	1:13.185	97.35	2.314	17:28:11.583
9 - D1	20.893	40.081	13.222	1:14.196	96.02	3.325	17:29:25.779
10 - D1	21.059	39.296	13.486	1:13.841	96.48	2.970	17:30:39.620
11 - D1	21.386	40.556	14.595	1:16.537	93.08	5.666	17:31:56.157
12 - D1	22.978	44.129	14.361	1:21.468	87.45	10.597	17:33:17.625
13 - D1	27.556	1:03.273	23.134	1:53.963	62.51	43.092	17:35:11.588
14 - D1	31.267	1:02.994	21.679	1:55.940	61.45	45.069	17:37:07.528
15 - D1	33.916	1:05.110	21.013	2:00.039	59.35	49.168	17:39:07.567
16 - D1	27.905	59.851	18.256	1:46.012	67.20	35.141	17:40:53.579
17 - D1	21.930	39.674	12.983	1:14.587	95.52	3.716	17:42:08.166
18 - D1	22.188	41.315	13.159	1:16.662	92.93	5.791	17:43:24.828
19 - D1	20.762	39.342	12.875	1:12.979	97.62	2.108	17:44:37.807
20 - D1	20.887	39.446	IN PIT	1:16.786	P 92.78	5.915	17:45:54.593
21 - D1	OUTLAP	38.670	12.771	3:05.332	38.44	1:54.461	17:48:59.925
22 - D1	20.482	38.202	12.556	1:11.240	100.00	0.369	17:50:11.165
23 - D1	20.355	37.868	12.648	1:10.871 (1)	100.52		17:51:22.036
24 - D1	20.556	38.039	12.388	1:10.983 (3)	100.37	0.112	17:52:33.019
25 - D1	20.500	38.592	12.526	1:11.618	99.48	0.747	17:53:44.637
26 - D1	20.361	38.218	12.581	1:11.160	100.12	0.289	17:54:55.797
27 - D1	20.349	38.878	12.577	1:11.804	99.22	0.933	17:56:07.601
28 - D1	20.447	38.004	12.446	1:10.897 (2)	100.49	0.026	17:57:18.498
29 - D1	20.483	38.241	12.393	1:11.117	100.18	0.246	17:58:29.615
30 - D1	20.400	37.985	13.331	1:11.716	99.34	0.845	17:59:41.331
31 - D1	20.426	38.298	12.573	1:11.297	99.92	0.426	18:00:52.628
32 - D1	20.662	38.344	12.675	1:11.681	99.39	0.810	18:02:04.309
33 - D1	21.250	38.296	12.430	1:11.976	98.98	1.105	18:03:16.285
34 - D1	20.499	38.220	12.393	1:11.112	100.18	0.241	18:04:27.397
35 - D1	20.378	38.231	12.457	1:11.066	100.25	0.195	18:05:38.463
36 - D1	20.555	38.101	12.615	1:11.271	99.96	0.400	18:06:49.734
37 - D1	21.009	39.609	13.184	1:13.802	96.53	2.931	18:08:03.536

GT Cup Championship

RACE 8 - SECTOR ANALYSIS

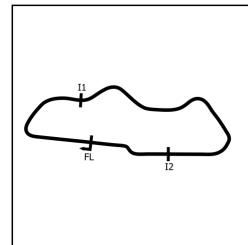


SECTOR 1 = FL to I1, SECTOR 2 = I1 to I2, SECTOR 3 = I2 to FL, DIFF = Difference To Personal Best Lap, P = Crossed Finish Line in Pit Lane, D = Time Disallowed

P23 14 GTH Greystone GT				McLaren 570S GT4			
IDEAL LAP TIME : 1:11.415		BEST LAP TIME : 1:11.718		DIFFERENCE : 0.303			
D1: Phillip CARTER		D2: Michael BROADHURST (P)					
LAP	SECTOR 1	SECTOR 2	SECTOR 3	LAP TIME	MPH	DIFF	TIME OF DAY
1 - D1		44.226	14.966	1:34.364	75.50	22.646	17:17:50.103
2 - D1	22.563	41.241	18.695	1:22.499	86.36	10.781	17:19:12.602
3 - D1	23.115	55.081	18.220	1:36.416	73.89	24.698	17:20:49.018
4 - D1	33.228	1:10.548	24.182	2:07.958	55.67	56.240	17:22:56.976
5 - D1	33.547	49.732	14.913	1:38.192	72.55	26.474	17:24:35.168
6 - D1	21.482	40.230	14.292	1:16.004	93.74	4.286	17:25:51.172
7 - D1	21.262	39.483	13.692	1:14.437	95.71	2.719	17:27:05.609
8 - D1	21.253	39.695	13.589	1:14.537	95.58	2.819	17:28:20.146
9 - D1	21.258	39.396	13.069	1:13.723	96.64	2.005	17:29:33.869
10 - D1	21.112	40.835	15.905	1:17.852	91.51	6.134	17:30:51.721
11 - D1	24.855	42.184	13.535	1:20.574	88.42	8.856	17:32:12.295
12 - D1	21.395	41.288	13.863	1:16.546	93.07	4.828	17:33:28.841
13 - D1	22.706	1:03.426	23.540	1:49.672	64.96	37.954	17:35:18.513
14 - D1	31.113	1:05.213	20.223	1:56.549	61.13	44.831	17:37:15.062
15 - D1	31.827	1:08.877	18.088	1:58.792	59.97	47.074	17:39:13.854
16 - D1	26.845	1:00.495	18.028	1:45.368	67.61	33.650	17:40:59.222
17 - D1	21.400	39.285	13.042	1:13.727	96.63	2.009	17:42:12.949
18 - D1	21.973	40.371	14.400	1:16.744	92.83	5.026	17:43:29.693
19 - D1	21.386	39.188	12.832	1:13.406	97.05	1.688	17:44:43.099
20 - D1	20.984	40.819	IN PIT	1:20.644 P	88.34	8.926	17:46:03.743
21 - D1	OUTLAP	39.191	14.238	2:53.990	40.94	1:42.272	17:48:57.733
22 - D1	20.966	38.590	12.778	1:12.334	98.49	0.616	17:50:10.067
23 - D1	20.697	38.361	12.756	1:11.814 (3)	99.20	0.096	17:51:21.881
24 - D1	20.973	38.684	14.011	1:13.668	96.71	1.950	17:52:35.549
25 - D1	20.570	38.690	12.733	1:11.993	98.96	0.275	17:53:47.542
26 - D1	20.587	38.587	12.725	1:11.899	99.09	0.181	17:54:59.441
27 - D1	20.490	38.741	12.722	1:11.953	99.01	0.235	17:56:11.394
28 - D1	20.606	38.782	12.648	1:12.036	98.90	0.318	17:57:23.430
29 - D1	20.543	38.483	12.710	1:11.736 (2)	99.31	0.018	17:58:35.166
30 - D1	20.581	39.979	13.681	1:14.241	95.96	2.523	17:59:49.407
31 - D1	21.170	38.758	12.986	1:12.914	97.71	1.196	18:01:02.321
32 - D1	20.406	38.776	12.892	1:12.074	98.85	0.356	18:02:14.395
33 - D1	20.639	38.570	12.765	1:11.974	98.98	0.256	18:03:26.369
34 - D1	20.519	38.491	12.814	1:11.824	99.19	0.106	18:04:38.193
35 - D1	20.704	38.945	12.820	1:12.469	98.31	0.751	18:05:50.662
36 - D1	20.624	38.711	12.846	1:12.181	98.70	0.463	18:07:02.843
37 - D1	20.599	38.437	12.682	1:11.718 (1)	99.34		18:08:14.561

GT Cup Championship

RACE 8 - SECTOR ANALYSIS

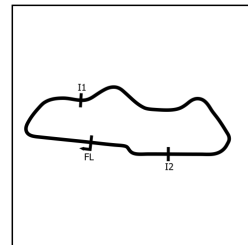


SECTOR 1 = FL to I1, SECTOR 2 = I1 to I2, SECTOR 3 = I2 to FL, DIFF = Difference To Personal Best Lap, P = Crossed Finish Line in Pit Lane, D = Time Disallowed

P24 25 GTH Paddock Motorsport				McLaren 570S GT4			
IDEAL LAP TIME : 1:12.036		BEST LAP TIME : 1:12.150		DIFFERENCE : 0.114			
D1: Kavi JUNDU		D2: Adam HATFIELD (PS)					
LAP	SECTOR 1	SECTOR 2	SECTOR 3	LAP TIME	MPH	DIFF	TIME OF DAY
1 - D1		44.767	14.568	1:34.819	75.13	22.669	17:17:50.558
2 - D1	22.367	41.269	15.738	1:19.374	89.76	7.224	17:19:09.932
3 - D1	21.575	55.749	18.494	1:35.818	74.35	23.668	17:20:45.750
4 - D1	33.425	1:10.257	23.648	2:07.330	55.95	55.180	17:22:53.080
5 - D1	33.976	50.373	14.985	1:39.334	71.72	27.184	17:24:32.414
6 - D1	21.202	38.781	13.015	1:12.998	97.60	0.848	17:25:45.412
7 - D1	20.857	39.611	13.221	1:13.689	96.68	1.539	17:26:59.101
8 - D1	20.863	38.884	13.307	1:13.054	97.52	0.904	17:28:12.155
9 - D1	20.986	39.752	13.288	1:14.026	96.24	1.876	17:29:26.181
10 - D1	21.011	39.424	13.614	1:14.049	96.21	1.899	17:30:40.230
11 - D1	21.093	40.636	14.842	1:16.571	93.04	4.421	17:31:56.801
12 - D1	22.666	44.128	14.577	1:21.371	87.55	9.221	17:33:18.172
13 - D1	27.579	1:03.503	23.323	1:54.405	62.27	42.255	17:35:12.577
14 - D1	30.623	1:03.817	21.203	1:55.643	61.60	43.493	17:37:08.220
15 - D1	33.742	1:05.310	21.075	2:00.127	59.30	47.977	17:39:08.347
16 - D1	27.686	1:00.072	17.820	1:45.578	67.48	33.428	17:40:53.925
17 - D1	21.158	40.524	13.155	1:14.837	95.20	2.687	17:42:08.762
18 - D1	21.324	39.936	13.589	1:14.849	95.18	2.699	17:43:23.611
19 - D1	21.248	39.810	12.884	1:13.942	96.35	1.792	17:44:37.553
20 - D1	21.737	39.111	IN PIT	1:18.214 P	91.09	6.064	17:45:55.767
21 - D1	OUTLAP	38.852	IN PIT	1:41.865 P	69.94	29.715	17:47:37.632
22 - D1	OUTLAP	39.950	13.013	2:46.665	42.74	1:34.515	17:50:24.297
23 - D1	21.343	38.944	12.898	1:13.185	97.35	1.035	17:51:37.482
24 - D1	20.737	38.749	12.798	1:12.284 (3)	98.56	0.134	17:52:49.766
25 - D1	20.789	38.721	12.949	1:12.459	98.32	0.309	17:54:02.225
26 - D1	20.753	39.299	12.969	1:13.021	97.56	0.871	17:55:15.246
27 - D1	21.265	38.940	12.932	1:13.137	97.41	0.987	17:56:28.383
28 - D1	21.077	39.272	12.724	1:13.073	97.50	0.923	17:57:41.456
29 - D1	20.949	38.696	12.697	1:12.342	98.48	0.192	17:58:53.798
30 - D1	20.765	39.045	12.790	1:12.600	98.13	0.450	18:00:06.398
31 - D1	20.875	38.721	12.826	1:12.422	98.37	0.272	18:01:18.820
32 - D1	20.793	38.618	12.739	1:12.150 (1)	98.74		18:02:30.970
33 - D1	20.848	38.711	12.888	1:12.447	98.34	0.297	18:03:43.417
34 - D1	20.769	38.602	12.918	1:12.289	98.55	0.139	18:04:55.706
35 - D1	20.758	38.859	13.007	1:12.624	98.10	0.474	18:06:08.330
36 - D1	21.117	38.855	12.986	1:12.958	97.65	0.808	18:07:21.288
37 - D1	20.768	38.679	12.773	1:12.220 (2)	98.65	0.070	18:08:33.508

GT Cup Championship

RACE 8 - SECTOR ANALYSIS

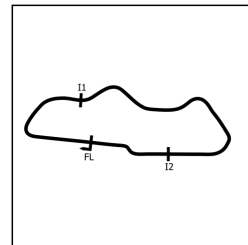


SECTOR 1 = FL to I1, SECTOR 2 = I1 to I2, SECTOR 3 = I2 to FL, DIFF = Difference To Personal Best Lap, P = Crossed Finish Line in Pit Lane, D = Time Disallowed

P25 17 GTH Orange Racing powered by JMH				McLaren 570S GT4			
IDEAL LAP TIME : 1:12.780		BEST LAP TIME : 1:13.244		DIFFERENCE : 0.464			
D1: Russell LINDSAY		D2: Patrick COLLINS					
LAP	SECTOR 1	SECTOR 2	SECTOR 3	LAP TIME	MPH	DIFF	TIME OF DAY
1 - D1		41.067	13.378	1:26.521	82.34	13.277	17:17:42.260
2 - D1	21.811	39.294	13.488	1:14.593	95.51	1.349	17:18:56.853
3 - D1	25.265	59.974	17.989	1:43.228	69.01	29.984	17:20:40.081
4 - D1	34.008	1:09.554	22.839	2:06.401	56.36	53.157	17:22:46.482
5 - D1	35.009	50.134	14.756	1:39.899	71.31	26.655	17:24:26.381
6 - D1	21.722	39.429	13.360	1:14.511	95.61	1.267	17:25:40.892
7 - D1	21.040	39.247	13.499	1:13.786 (2)	96.55	0.542	17:26:54.678
8 - D1	21.227	39.116	12.901	1:13.244 (1)	97.27		17:28:07.922
9 - D1	21.037	38.842	13.953	1:13.832 (3)	96.49	0.588	17:29:21.754
10 - D1	21.533	39.067	14.311	1:14.911	95.10	1.667	17:30:36.665
11 - D1	21.567	41.369	14.097	1:17.033	92.48	3.789	17:31:53.698
12 - D1	22.601	44.650	14.675	1:21.926	86.96	8.682	17:33:15.624
13 - D1	27.863	1:03.110	22.563	1:53.536	62.75	40.292	17:35:09.160
14 - D1	30.912	1:02.975	21.986	1:55.873	61.48	42.629	17:37:05.033
15 - D1	33.636	1:05.443	20.547	1:59.626	59.55	46.382	17:39:04.659
16 - D1	28.287	1:00.782	18.349	1:47.418	66.32	34.174	17:40:52.077
17 - D1	21.858	40.365	13.268	1:15.491	94.37	2.247	17:42:07.568
18 - D1	21.364	39.173	13.330	1:13.867	96.45	0.623	17:43:21.435
19 - D1	21.149	39.486	13.614	1:14.249	95.95	1.005	17:44:35.684
20 - D1	21.133	39.116	IN PIT	1:17.295 P	92.17	4.051	17:45:52.979
21 - D1	OUTLAP	41.174	13.612	2:43.850	43.48	1:30.606	17:48:36.829
22 - D1	21.273	41.078	13.880	1:16.231	93.46	2.987	17:49:53.060
23 - D1	21.269	39.700	13.874	1:14.843	95.19	1.599	17:51:07.903
24 - D1	21.345	40.018	14.222	1:15.585	94.25	2.341	17:52:23.488
25 - D1	21.793	39.702	14.573	1:16.068	93.66	2.824	17:53:39.556
26 - D1	21.619	39.783	13.104	1:14.506	95.62	1.262	17:54:54.062
27 - D1	21.593	40.633	13.372	1:15.598	94.24	2.354	17:56:09.660
28 - D1	21.191	40.302	13.257	1:14.750	95.31	1.506	17:57:24.410
29 - D1	21.911	40.439	13.336	1:15.686	94.13	2.442	17:58:40.096
30 - D1	21.942	40.056	13.295	1:15.293	94.62	2.049	17:59:55.389
31 - D1	21.331	39.901	13.413	1:14.645	95.44	1.401	18:01:10.034
32 - D1	21.215	40.063	13.585	1:14.863	95.16	1.619	18:02:24.897
33 - D1	21.398	39.436	13.271	1:14.105	96.14	0.861	18:03:39.002
34 - D1	21.120	39.909	13.437	1:14.466	95.67	1.222	18:04:53.468
35 - D1	21.515	39.739	13.316	1:14.570	95.54	1.326	18:06:08.038
36 - D1	22.018	40.086	13.511	1:15.615	94.22	2.371	18:07:23.653

GT Cup Championship

RACE 8 - SECTOR ANALYSIS

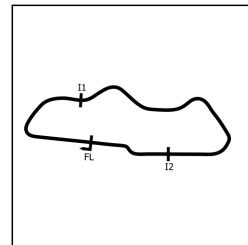


SECTOR 1 = FL to I1, SECTOR 2 = I1 to I2, SECTOR 3 = I2 to FL, DIFF = Difference To Personal Best Lap, P = Crossed Finish Line in Pit Lane, D = Time Disallowed

P26 80 GTH Greystone GT				McLaren 570S GT4			
IDEAL LAP TIME : 1:11.007		BEST LAP TIME : 1:11.093		DIFFERENCE : 0.086			
D1: Ron TRENKA		D2: Jon LANCASTER (P)					
LAP	SECTOR 1	SECTOR 2	SECTOR 3	LAP TIME	MPH	DIFF	TIME OF DAY
1 - D1		44.006	14.288	1:36.283	73.99	25.190	17:17:52.022
2 - D1	23.379	45.094	16.497	1:24.970	83.84	13.877	17:19:16.992
3 - D1	25.024	51.604	18.955	1:35.583	74.53	24.490	17:20:52.575
4 - D1	32.504	1:10.924	24.168	2:07.596	55.83	56.503	17:23:00.171
5 - D1	33.202	49.491	14.476	1:37.169	73.32	26.076	17:24:37.340
6 - D1	22.104	41.280	13.390	1:16.774	92.80	5.681	17:25:54.114
7 - D1	21.819	41.008	13.307	1:16.134	93.58	5.041	17:27:10.248
8 - D1	21.626	41.154	14.260	1:17.040	92.47	5.947	17:28:27.288
9 - D1	21.772	40.570	14.195	1:16.537	93.08	5.444	17:29:43.825
10 - D1	22.217	43.896	14.274	1:20.387	88.62	9.294	17:31:04.212
11 - D1	32.042	58.725	19.701	1:50.468	64.49	39.375	17:32:54.680
12 - D1	34.638	1:02.009	22.007	1:58.654	60.04	47.561	17:34:53.334
13 - D1	34.798	58.697	22.117	1:55.612	61.62	44.519	17:36:48.946
14 - D1	35.204	1:03.659	20.379	1:59.242	59.74	48.149	17:38:48.188
15 - D1	32.434	1:01.099	18.282	1:51.815	63.71	40.722	17:40:40.003
16 - D1	22.268	41.556	13.463	1:17.287	92.18	6.194	17:41:57.290
17 - D1	21.581	41.689	17.752	1:21.022	87.93	9.929	17:43:18.312
18 - D1	23.950	45.110	13.538	1:22.598	86.25	11.505	17:44:40.910
19 - D1	22.067	41.655	IN PIT	1:21.603	P 87.30	10.510	17:46:02.513
20 - D1	OUTLAP	38.870	12.734	2:46.418	42.81	1:35.325	17:48:48.931
21 - D1	20.541	38.419	12.614	1:11.574	99.54	0.481	17:50:00.505
22 - D1	20.660	38.386	12.532	1:11.578	99.53	0.485	17:51:12.083
23 - D1	20.692	38.571	12.694	1:11.957	99.01	0.864	17:52:24.040
24 - D1	21.297	38.738	12.523	1:12.558	98.19	1.465	17:53:36.598
25 - D1	20.469	38.111	12.513	1:11.093 (1)	100.21		17:54:47.691
26 - D1	20.698	38.692	12.940	1:12.330	98.50	1.237	17:56:00.021
27 - D1	20.479	38.575	13.366	1:12.420	98.37	1.327	17:57:12.441
28 - D1	20.693	39.041	12.560	1:12.294	98.55	1.201	17:58:24.735
29 - D1	20.603	38.358	12.436	1:11.397 (3)	99.78	0.304	17:59:36.132
30 - D1	20.593	38.559	12.617	1:11.769	99.27	0.676	18:00:47.901
31 - D1	20.469	38.565	12.569	1:11.603	99.50	0.510	18:01:59.504
32 - D1	20.585	38.245	12.427	1:11.257 (2)	99.98	0.164	18:03:10.761
33 - D1	20.479	38.836	13.130	1:12.445	98.34	1.352	18:04:23.206
34 - D1	21.180	38.995	12.811	1:12.986	97.61	1.893	18:05:36.192
35 - D1	20.602	39.460	13.175	1:13.237	97.28	2.144	18:06:49.429
36 - D1	21.179	39.573	13.105	1:13.857	96.46	2.764	18:08:03.286

GT Cup Championship

RACE 8 - SECTOR ANALYSIS

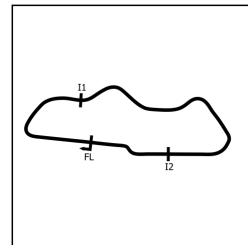


SECTOR 1 = FL to I1, SECTOR 2 = I1 to I2, SECTOR 3 = I2 to FL, DIFF = Difference To Personal Best Lap, P = Crossed Finish Line in Pit Lane, D = Time Disallowed

P27 91 GTH 24-7 Motorsport			Audi R8 LMS GT4				
IDEAL LAP TIME : 1:11.977			BEST LAP TIME : 1:12.258		DIFFERENCE : 0.281		
D1: David FRANKLAND			D2: Adriano MEDEIROS (P)				
LAP	SECTOR 1	SECTOR 2	SECTOR 3	LAP TIME	MPH	DIFF	TIME OF DAY
1 - D1		45.006	14.541	1:38.219	72.53	25.961	17:17:53.958
2 - D1	23.331	44.414	16.374	1:24.119	84.69	11.861	17:19:18.077
3 - D1	24.566	51.936	18.732	1:35.234	74.81	22.976	17:20:53.311
4 - D1	32.498	1:11.140	24.640	2:08.278	55.54	56.020	17:23:01.589
5 - D1	33.109	48.877	15.078	1:37.064	73.40	24.806	17:24:38.653
6 - D1	22.518	41.928	14.323	1:18.769	90.44	6.511	17:25:57.422
7 - D1	22.535	42.641	14.282	1:19.458	89.66	7.200	17:27:16.880
8 - D1	22.396	42.309	14.005	1:18.710	90.51	6.452	17:28:35.590
9 - D1	22.175	43.047	16.258	1:21.480	87.44	9.222	17:29:57.070
10 - D1	22.734	42.703	14.723	1:20.160	88.88	7.902	17:31:17.230
11 - D1	23.192	58.645	19.391	1:41.228	70.38	28.970	17:32:58.458
12 - D1	33.918	1:02.714	21.984	1:58.616	60.06	46.358	17:34:57.074
13 - D1	34.427	58.583	22.813	1:55.823	61.51	43.565	17:36:52.897
14 - D1	34.468	1:03.475	21.681	1:59.624	59.55	47.366	17:38:52.521
15 - D1	31.193	1:01.200	18.320	1:50.713	64.35	38.455	17:40:43.234
16 - D1	23.434	42.400	16.051	1:21.885	87.00	9.627	17:42:05.119
17 - D1	24.213	45.680	15.932	1:25.825	83.01	13.567	17:43:30.944
18 - D1	22.879	42.332	14.346	1:19.557	89.55	7.299	17:44:50.501
19 - D1	22.549	43.545	IN PIT	1:24.384	P 84.43	12.126	17:46:14.885
20 - D1	OUTLAP	40.403	13.377	3:00.534	39.46	1:48.276	17:49:15.419
21 - D1	20.937	38.838	13.084	1:12.859	97.78	0.601	17:50:28.278
22 - D1	21.026	38.906	13.322	1:13.254	97.25	0.996	17:51:41.532
23 - D1	20.959	38.540	12.827	1:12.326	(3) 98.50	0.068	17:52:53.858
24 - D1	20.797	39.334	13.026	1:13.157	97.38	0.899	17:54:07.015
25 - D1	20.708	39.699	13.011	1:13.418	97.04	1.160	17:55:20.433
26 - D1	21.005	39.392	12.935	1:13.332	97.15	1.074	17:56:33.765
27 - D1	20.837	38.488	12.945	1:12.270	(2) 98.58	0.012	17:57:46.035
28 - D1	20.662	38.740	12.957	1:12.359	98.46	0.101	17:58:58.394
29 - D1	20.808	38.896	13.200	1:12.904	97.72	0.646	18:00:11.298
30 - D1	20.810	38.618	13.044	1:12.472	98.30	0.214	18:01:23.770
31 - D1	20.810	38.796	13.075	1:12.681	98.02	0.423	18:02:36.451
32 - D1	20.735	38.680	12.989	1:12.404	98.40	0.146	18:03:48.855
33 - D1	20.748	38.608	12.902	1:12.258	(1) 98.60		18:05:01.113
34 - D1	21.131	38.659	12.878	1:12.668	98.04	0.410	18:06:13.781
35 - D1	20.806	38.712	13.087	1:12.605	98.12	0.347	18:07:26.386

GT Cup Championship

RACE 8 - SECTOR ANALYSIS

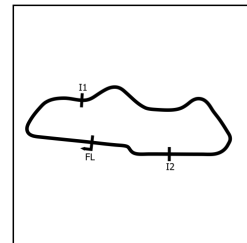


SECTOR 1 = FL to I1, SECTOR 2 = I1 to I2, SECTOR 3 = I2 to FL, DIFF = Difference To Personal Best Lap, P = Crossed Finish Line in Pit Lane, D = Time Disallowed

P28 57 GTH		Vector Racing		Aston Martin GT4			
IDEAL LAP TIME : 1:13.055		BEST LAP TIME : 1:13.210		DIFFERENCE : 0.155			
D1: Peter JACKSON							
LAP	SECTOR 1	SECTOR 2	SECTOR 3	LAP TIME	MPH	DIFF	TIME OF DAY
1 - D1		44.162	14.809	1:35.324	74.74	22.114	17:17:51.063
2 - D1	22.628	41.220	16.201	1:20.049	89.00	6.839	17:19:11.112
3 - D1	24.169	55.022	18.199	1:37.390	73.15	24.180	17:20:48.502
4 - D1	33.116	1:10.567	23.906	2:07.589	55.84	54.379	17:22:56.091
5 - D1	33.739	49.649	15.068	1:38.456	72.36	25.246	17:24:34.547
6 - D1	21.633	40.492	13.563	1:15.688	94.13	2.478	17:25:50.235
7 - D1	21.839	39.623	13.437	1:14.899	95.12	1.689	17:27:05.134
8 - D1	21.529	39.802	13.172	1:14.503	95.62	1.293	17:28:19.637
9 - D1	21.344	39.396	13.014	1:13.754	96.60	0.544	17:29:33.391
10 - D1	21.301	39.903	13.047	1:14.251	95.95	1.041	17:30:47.642
11 - D1	23.026	40.883	13.770	1:17.679	91.71	4.469	17:32:05.321
12 - D1	22.328	41.113	14.141	1:17.582	91.83	4.372	17:33:22.903
13 - D1	24.714	1:03.864	23.560	1:52.138	63.53	38.928	17:35:15.041
14 - D1	30.692	1:04.508	21.239	1:56.439	61.18	43.229	17:37:11.480
15 - D1	31.895	1:07.317	20.061	1:59.273	59.73	46.063	17:39:10.753
16 - D1	27.175	1:00.719	17.147	1:45.041	67.82	31.831	17:40:55.794
17 - D1	21.785	39.707	IN PIT	1:26.981	P 81.91	13.771	17:42:22.775
18 - D1		40.265	13.243	2:41.649	44.07	1:28.439	17:45:04.424
19 - D1	21.520	39.417	13.085	1:14.022	96.25	0.812	17:46:18.446
20 - D1	21.202	39.243	IN PIT	1:18.031	P 91.30	4.821	17:47:36.477
21 - D1	OUTLAP	40.470	13.125	2:40.872	44.28	1:27.662	17:50:17.349
22 - D1	21.379			1:13.820	96.51	0.610	17:51:31.169
23 - D1	21.238	39.519	12.993	1:13.750	(3) 96.60	0.540	17:52:44.919
24 - D1	21.592	41.545	13.134	1:16.271	93.41	3.061	17:54:01.190
25 - D1	21.221	41.088	12.915	1:15.224	94.71	2.014	17:55:16.414
26 - D1	21.382	39.195	13.276	1:13.853	96.47	0.643	17:56:30.267
27 - D1	21.431	39.447	12.772	1:13.650	(2) 96.73	0.440	17:57:43.917
28 - D1	21.148	39.663	12.992	1:13.803	96.53	0.593	17:58:57.720
29 - D1	21.224	39.301	13.626	1:14.151	96.08	0.941	18:00:11.871
30 - D1	21.443	39.311	13.060	1:13.814	96.52	0.604	18:01:25.685
31 - D1	21.088	39.199	12.923	1:13.210	(1) 97.31		18:02:38.895
32 - D1	21.210	40.340	13.022	1:14.572	95.54	1.362	18:03:53.467
33 - D1			12.986	1:14.645	95.44	1.435	18:05:08.112
34 - D1	21.592	39.444	12.973	1:14.009	96.26	0.799	18:06:22.121
35 - D1	21.903	39.778	12.940	1:14.621	95.47	1.411	18:07:36.742

GT Cup Championship

RACE 8 - SECTOR ANALYSIS

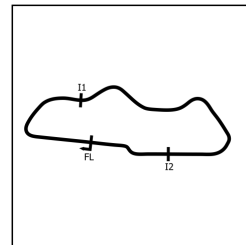


SECTOR 1 = FL to I1, SECTOR 2 = I1 to I2, SECTOR 3 = I2 to FL, DIFF = Difference To Personal Best Lap, P = Crossed Finish Line in Pit Lane, D = Time Disallowed

P29 3 GTC Topcats Racing				Lamborghini Super Trofeo			
IDEAL LAP TIME : 1:09.568		BEST LAP TIME : 1:09.713		DIFFERENCE : 0.145			
D1: Charlotte GILBERT		D2: Charlotte BIRCH					
LAP	SECTOR 1	SECTOR 2	SECTOR 3	LAP TIME	MPH	DIFF	TIME OF DAY
1 - D1		42.231	2:05.704	3:20.366	35.55	2:10.653	17:19:36.105
2 - D1	26.133	43.403	15.332	1:24.868	83.94	15.155	17:21:00.973
3 - D1	26.721	1:10.445	24.508	2:01.674	58.55	51.961	17:23:02.647
4 - D1	33.241	48.772	14.929	1:36.942	73.49	27.229	17:24:39.589
5 - D1	22.325	41.444	14.217	1:17.986	91.35	8.273	17:25:57.575
6 - D1	21.675	39.372	13.260	1:14.307	95.88	4.594	17:27:11.882
7 - D1	21.023	40.160	14.027	1:15.210	94.72	5.497	17:28:27.092
8 - D1	20.734	37.797	13.446	1:11.977	98.98	2.264	17:29:39.069
9 - D1	21.107	57.293	15.138	1:33.538	76.16	23.825	17:31:12.607
10 - D1	25.485	58.745	19.496	1:43.726	68.68	34.013	17:32:56.333
11 - D1	34.384	1:02.394	21.937	1:58.715	60.01	49.002	17:34:55.048
12 - D1	34.597	58.822	22.232	1:55.651	61.60	45.938	17:36:50.699
13 - D1	34.732	1:03.927	21.068	1:59.727	59.50	50.014	17:38:50.426
14 - D1	31.879	1:00.806	17.998	1:50.683	64.36	40.970	17:40:41.109
15 - D1	22.177	41.008	14.186	1:17.371	92.08	7.658	17:41:58.480
16 - D1	22.490	41.308	IN PIT	1:22.858 P	85.98	13.145	17:43:21.338
17 - D1	OUTLAP	40.391	13.070	3:10.002	37.49	2:00.289	17:46:31.340
18 - D1	20.934	38.988	12.830	1:12.752	97.93	3.039	17:47:44.092
19 - D1	20.732	38.934	13.466	1:13.132	97.42	3.419	17:48:57.224
20 - D1	20.062	37.351	12.687	1:10.100	101.63	0.387	17:50:07.324
21 - D1	19.965	38.259	12.579	1:10.803	100.62	1.090	17:51:18.127
22 - D1	19.975	37.154	12.584	1:09.713 (1)	102.19		17:52:27.840
23 - D1	20.151	37.417	13.415	1:10.983	100.37	1.270	17:53:38.823
24 - D1	20.888	38.518	12.603	1:12.009	98.94	2.296	17:54:50.832
25 - D1	20.027	37.700	12.519	1:10.246	101.42	0.533	17:56:01.078
26 - D1	20.454	37.548	12.884	1:10.886	100.50	1.173	17:57:11.964
27 - D1	20.167	37.775	12.904	1:10.846	100.56	1.133	17:58:22.810
28 - D1	20.418	37.651	12.785	1:10.854	100.55	1.141	17:59:33.664
29 - D1	20.118	37.614	12.626	1:10.358	101.26	0.645	18:00:44.022
30 - D1	19.997	38.397	12.628	1:11.022	100.31	1.309	18:01:55.044
31 - D1	20.006	37.197	12.552	1:09.755 (2)	102.13	0.042	18:03:04.799
32 - D1	21.187	38.194	12.600	1:11.981	98.97	2.268	18:04:16.780
33 - D1	20.021	37.341	12.517	1:09.879 (3)	101.95	0.166	18:05:26.659
34 - D1	19.897	37.839	12.614	1:10.350	101.27	0.637	18:06:37.009
35 - D1	19.957	37.599	12.539	1:10.095	101.64	0.382	18:07:47.104

GT Cup Championship

RACE 8 - SECTOR ANALYSIS



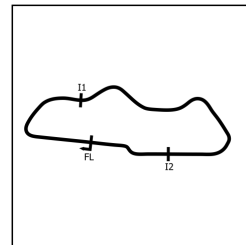
SECTOR 1 = FL to I1, SECTOR 2 = I1 to I2, SECTOR 3 = I2 to FL, DIFF = Difference To Personal Best Lap, P = Crossed Finish Line in Pit Lane, D = Time Disallowed

P30 38 GTO Simpson Motorsport				Marc 11 V8			
IDEAL LAP TIME : 1:09.575		BEST LAP TIME : 1:09.674		DIFFERENCE : 0.099			
D1: Sacha KAKAD		D2: James KAYE (PS)					
LAP	SECTOR 1	SECTOR 2	SECTOR 3	LAP TIME	MPH	DIFF	TIME OF DAY
1 - D1		41.285	13.562	1:38.590	72.26	28.916	17:17:54.329
2 - D1	22.714	40.566	16.615	1:19.895	89.17	10.221	17:19:14.224
3 - D1	22.775	55.509	17.938	1:36.222	74.04	26.548	17:20:50.446
4 - D1	33.277	1:11.345	24.087	2:08.709	55.35	59.035	17:22:59.155
5 - D1	33.089	49.619	14.067	1:36.775	73.62	27.101	17:24:35.930
6 - D1	21.300	39.519	13.677	1:14.496	95.63	4.822	17:25:50.426
7 - D1	20.747	39.547	13.596	1:13.890	96.42	4.216	17:27:04.316
8 - D1	20.295	38.538	12.975	1:11.808	99.21	2.134	17:28:16.124
9 - D1	20.594	38.005	12.761	1:11.360	99.84	1.686	17:29:27.484
10 - D1	20.692	38.700	13.846	1:13.238	97.28	3.564	17:30:40.722
11 - D1	21.168	40.640	14.884	1:16.692	92.89	7.018	17:31:57.414
12 - D1	22.512	44.200	15.246	1:21.958	86.93	12.284	17:33:19.372
13 - D1	27.436	1:03.756	23.102	1:54.294	62.33	44.620	17:35:13.666
14 - D1	30.704	1:04.128	20.838	1:55.670	61.59	45.996	17:37:09.336
15 - D1	33.486	1:06.047	20.723	2:00.256	59.24	50.582	17:39:09.592
16 - D1	27.223	1:00.337	IN PIT	1:48.460	P 65.68	38.786	17:40:58.052
17 - D1	OUTLAP	41.918	13.319	3:19.381	35.73	2:09.707	17:44:17.433
18 - D1	20.825	38.632	13.130	1:12.587	98.15	2.913	17:45:30.020
19 - D1	21.025	37.552	12.720	1:11.297	99.92	1.623	17:46:41.317
20 - D1	20.217	38.048	13.395	1:11.660	99.42	1.986	17:47:52.977
21 - D1	20.078	37.728	13.390	1:11.196	100.07	1.522	17:49:04.173
22 - D1	20.349	38.135	12.635	1:11.119 (3)	100.17	1.445	17:50:15.292
23 - D1	19.948	37.089	12.637	1:09.674 (1)	102.25		17:51:24.966
24 - D1	21.612	37.032	12.723	1:11.367	99.83	1.693	17:52:36.333
25 - D1	20.726	38.590	13.170	1:12.486	98.28	2.812	17:53:48.819
26 - D1	22.277	39.248	12.810	1:14.335	95.84	4.661	17:55:03.154
27 - D1	20.647	38.051	12.869	1:11.567	99.55	1.893	17:56:14.721
28 - D1	19.908	37.371	13.188	1:10.467 (2)	101.10	0.793	17:57:25.188
29 - D1	20.586	37.786	12.910	1:11.282	99.95	1.608	17:58:36.470

P31 6 GTC Century Motorsport				Ginetta G56 Supercup			
IDEAL LAP TIME : 1:07.401		BEST LAP TIME : 1:07.677		DIFFERENCE : 0.276			
D1: Alex STEVENSON		D2: James KELLET (P)					
LAP	SECTOR 1	SECTOR 2	SECTOR 3	LAP TIME	MPH	DIFF	TIME OF DAY
1 - D1		39.967	13.253	1:23.794	85.02	16.117	17:17:39.533
2 - D1	21.055	38.769	14.366	1:14.190	96.03	6.513	17:18:53.723
3 - D1	27.213	59.280	18.439	1:44.932	67.89	37.255	17:20:38.655
4 - D1	34.009	1:09.251	22.382	2:05.642	56.70	57.965	17:22:44.297
5 - D1	35.338	50.236	14.889	1:40.463	70.91	32.786	17:24:24.760
6 - D1	20.879	38.642	13.142	1:12.663	98.05	4.986	17:25:37.423
7 - D1	20.599	38.219	13.241	1:12.059	98.87	4.382	17:26:49.482
8 - D1	20.509	38.076	12.989	1:11.574	99.54	3.897	17:28:01.056
9 - D1	20.504	38.218	13.054	1:11.776	99.26	4.099	17:29:12.832
10 - D1	20.649	38.607	14.551	1:13.807	96.53	6.130	17:30:26.639
11 - D1	20.837	44.611	14.907	1:20.355	88.66	12.678	17:31:46.994
12 - D1	24.358	45.225	15.226	1:24.809	84.00	17.132	17:33:11.803
13 - D1	27.946	1:03.210	21.522	1:52.678	63.23	45.001	17:35:04.481
14 - D1	32.117	1:02.434	21.129	1:55.680	61.58	48.003	17:37:00.161
15 - D1	34.227	1:05.622	20.747	2:00.596	59.07	52.919	17:39:00.757
16 - D1	28.626	1:01.652	IN PIT	1:55.228	P 61.83	47.551	17:40:55.985
17 - D1	OUTLAP	37.250	12.198	2:53.221	41.13	1:45.544	17:43:49.206
18 - D1	19.687	36.682	12.099	1:08.468	104.05	0.791	17:44:57.674
19 - D1	19.514	36.339	12.010	1:07.863 (2)	104.98	0.186	17:46:05.537
20 - D1	19.390	36.032	12.255	1:07.677 (1)	105.27		17:47:13.214
21 - D1	30.665	1:12.184	IN PIT	2:06.744	P 56.21	59.067	17:49:19.958
22 - D1	OUTLAP	36.453	12.023	2:05.846	56.61	58.169	17:51:25.804
23 - D1	19.800	36.198	12.402	1:08.400 (3)	104.16	0.723	17:52:34.204
24 - D1	19.826	36.596	11.979	1:08.401	104.15	0.724	17:53:42.605
25 - D1			IN PIT	2:09.615	P 54.96	1:01.938	17:55:52.220

GT Cup Championship

RACE 8 - SECTOR ANALYSIS



SECTOR 1 = FL to I1, SECTOR 2 = I1 to I2, SECTOR 3 = I2 to FL, DIFF = Difference To Personal Best Lap, P = Crossed Finish Line in Pit Lane, D = Time Disallowed

P32 9 GTC Topcats Racing				Lamborghini Super Trofeo			
IDEAL LAP TIME : 1:09.804		BEST LAP TIME : 1:10.411		DIFFERENCE : 0.607			
D1: Warren GILBERT		D2: Jensen LUNN					
LAP	SECTOR 1	SECTOR 2	SECTOR 3	LAP TIME	MPH	DIFF	TIME OF DAY
1 - D1		38.709	13.785	1:21.225	87.71	10.814	17:17:36.964
2 - D1	19.958	37.824	15.522	1:13.304	97.19	2.893	17:18:50.268
3 - D1	27.495	58.661	18.482	1:44.638	68.08	34.227	17:20:34.906
4 - D1	34.518	1:08.655	22.597	2:05.770	56.64	55.359	17:22:40.676
5 - D1	35.455	49.983	15.329	1:40.767	70.70	30.356	17:24:21.443
6 - D1	20.471	37.369	12.571	1:10.411 (1)	101.18		17:25:31.854
7 - D1	19.864	37.410	13.270	1:10.544 (2)	100.99	0.133	17:26:42.398
8 - D1	20.534	38.212	14.142	1:12.888 (3)	97.74	2.477	17:27:55.286
9 - D1	22.337	40.522	13.064	1:15.923	93.84	5.512	17:29:11.209
10 - D1	21.501	38.915	13.948	1:14.364	95.80	3.953	17:30:25.573
11 - D1	21.540	44.305	15.191	1:21.036	87.91	10.625	17:31:46.609
12 - D1	24.124	45.234	15.265	1:24.623	84.19	14.212	17:33:11.232
13 - D1	27.876	1:03.132	21.472	1:52.480	63.34	42.069	17:35:03.712
14 - D1	32.311	1:02.272	20.924	1:55.507	61.68	45.096	17:36:59.219
15 - D1	34.377	1:05.740	20.409	2:00.526	59.11	50.115	17:38:59.745
16 - D1	28.927	1:01.660	IN PIT	1:54.530 P	62.20	44.119	17:40:54.275
17 - D1	OUTLAP	51.390	16.464	7:07.496	16.66	5:57.085	17:48:01.771
18 - D1	31.463	1:01.352	IN PIT	2:02.821 P	58.00	52.410	17:50:04.592
19 - D1	OUTLAP	45.518	15.045	11:30.589	10.31	10:20.178	18:01:35.181
20 - D1	24.124	44.758	15.109	1:23.991	84.82	13.580	18:02:59.172
21 - D1	26.136	50.137	14.518	1:30.791	78.47	20.380	18:04:29.963
22 - D1	24.824	45.058	17.462	1:27.344	81.56	16.933	18:05:57.307
23 - D1	28.460	48.212	15.058	1:31.730	77.66	21.319	18:07:29.037

P33 44 GT3 Paddock Motorsport				McLaren 720S GT3			
IDEAL LAP TIME : 1:09.177		BEST LAP TIME : 1:09.954		DIFFERENCE : 0.777			
D1: Steve RUSTON		D2: John WHITEHOUSE					
LAP	SECTOR 1	SECTOR 2	SECTOR 3	LAP TIME	MPH	DIFF	TIME OF DAY
1 - D1		38.733	12.897	1:20.095	88.95	10.141	17:17:35.834
2 - D1	19.817	38.818	15.128	1:13.763	96.58	3.809	17:18:49.597
3 - D1	27.484	58.483	18.977	1:44.944	67.88	34.990	17:20:34.541
4 - D1	34.033	1:08.581	22.301	2:04.915	57.03	54.961	17:22:39.456
5 - D1	35.475	50.113	15.850	1:41.438	70.23	31.484	17:24:20.894
6 - D1	20.703	37.009	12.536	1:10.248 (2)	101.42	0.294	17:25:31.142
7 - D1	20.288	36.824	12.842	1:09.954 (1)	101.84		17:26:41.096
8 - D1	20.127	37.826	12.718	1:10.671 (3)	100.81	0.717	17:27:51.767

P34 69 GTH Make Happen Racing				Mercedes AMG GT4			
IDEAL LAP TIME :		BEST LAP TIME :		DIFFERENCE :			
D1: Stephen WALTON		D2: Chris HART					
LAP	SECTOR 1	SECTOR 2	SECTOR 3	LAP TIME	MPH	DIFF	TIME OF DAY
1 - D1		1:02.433	IN PIT	1:53.596 P	62.71		17:18:09.335
2 - D1	OUTLAP	1:19.845	IN PIT	5:10.165 P	22.97		17:23:19.500

GT Cup Championship

RACE 8 - BEST SECTORS

SECTOR 1				SECTOR 2				SECTOR 3				IDEAL / BEST COMPARISON			
POS	NO	NAME	TIME	NO	NAME	TIME	NO	NAME	TIME	POS	NO	NAME	IDEAL	BEST	DIFF
												PERFECT LAP	1:03.884		
1	67	Orange Racing powered by JMH	18.504	67	Orange Racing powered by JMH	34.083	8	Abba Racing	11.297	1	67	Orange Racing powered by JMH	1:03.953	1:04.136	0.183
2	4	Tecserve	18.577	66	Enduro Motorsport	34.227	67	Orange Racing powered by JMH	11.366	2	66	Enduro Motorsport	1:04.289	1:04.410	0.121
3	66	Enduro Motorsport	18.588	11	Ram Racing	34.244	11	Ram Racing	11.456	3	11	Ram Racing	1:04.295	1:04.295	0.000
4	11	Ram Racing	18.595	8	Abba Racing	34.336	28	SB Race Engineering	11.471	4	8	Abba Racing	1:04.296	1:04.430	0.134
5	16	Ram Racing	18.617	4	Tecserve	34.423	66	Enduro Motorsport	11.474	5	4	Tecserve	1:04.490	1:04.710	0.220
6	8	Abba Racing	18.663	16	Ram Racing	34.503	4	Tecserve	11.490	6	16	Ram Racing	1:04.797	1:04.919	0.122
7	28	SB Race Engineering	18.743	33	G-Cat Racing	34.916	33	G-Cat Racing	11.589	7	33	G-Cat Racing	1:05.329	1:05.546	0.217
8	7	Raw Motorsport	18.745	61	Scott Sport	34.967	61	Scott Sport	11.623	8	61	Scott Sport	1:05.360	1:05.607	0.247
9	61	Scott Sport	18.770	7	Raw Motorsport	35.214	16	Ram Racing	11.677	9	28	SB Race Engineering	1:05.584	1:05.766	0.182
10	33	G-Cat Racing	18.824	28	SB Race Engineering	35.370	7	Raw Motorsport	11.775	10	7	Raw Motorsport	1:05.734	1:06.087	0.353
11	247	Racelab	19.303	247	Racelab	35.916	247	Racelab	11.963	11	247	Racelab	1:07.182	1:07.206	0.024
12	6	Century Motorsport	19.390	6	Century Motorsport	36.032	6	Century Motorsport	11.979	12	6	Century Motorsport	1:07.401	1:07.677	0.276
13	13	Team Webb	19.792	44	Paddock Motorsport	36.824	10	Motus One/Team Hard	11.992	13	44	Paddock Motorsport	1:09.177	1:09.954	0.777
14	44	Paddock Motorsport	19.817	38	Simpson Motorsport	37.032	52	Valluga Racing	12.301	14	10	Motus One/Team Hard	1:09.263	1:09.642	0.379
15	9	Topcats Racing	19.864	3	Topcats Racing	37.154	51	Valluga Racing	12.360	15	3	Topcats Racing	1:09.568	1:09.713	0.145
16	10	Motus One/Team Hard	19.886	13	Team Webb	37.335	77	Greystone GT	12.388	16	38	Simpson Motorsport	1:09.575	1:09.674	0.099
17	3	Topcats Racing	19.897	9	Topcats Racing	37.369	80	Greystone GT	12.427	17	13	Team Webb	1:09.784	1:10.178	0.394
18	38	Simpson Motorsport	19.908	10	Motus One/Team Hard	37.385	26	Paddock Motorsport	12.459	18	9	Topcats Racing	1:09.804	1:10.411	0.607
19	50	Valluga Racing	20.161	52	Valluga Racing	37.637	50	Valluga Racing	12.502	19	52	Valluga Racing	1:10.171	1:10.409	0.238
20	52	Valluga Racing	20.233	50	Valluga Racing	37.640	3	Topcats Racing	12.517	20	50	Valluga Racing	1:10.303	1:10.702	0.399
21	78	Fox Motorsport	20.348	39	Track Focused	37.739	44	Paddock Motorsport	12.536	21	77	Greystone GT	1:10.605	1:10.871	0.266
22	77	Greystone GT	20.349	77	Greystone GT	37.868	9	Topcats Racing	12.571	22	51	Valluga Racing	1:10.821	1:11.083	0.262
23	14	Greystone GT	20.406	78	Fox Motorsport	37.989	38	Simpson Motorsport	12.635	23	39	Track Focused	1:10.865	1:11.155	0.290
24	51	Valluga Racing	20.457	51	Valluga Racing	38.004	78	Fox Motorsport	12.639	24	78	Fox Motorsport	1:10.976	1:11.197	0.221
25	80	Greystone GT	20.469	80	Greystone GT	38.111	14	Greystone GT	12.648	25	80	Greystone GT	1:11.007	1:11.093	0.086
26	39	Track Focused	20.474	30	Make Happen Racing	38.275	39	Track Focused	12.652	26	14	Greystone GT	1:11.415	1:11.718	0.303
27	96	Make Happen Racing	20.638	14	Greystone GT	38.361	13	Team Webb	12.657	27	26	Paddock Motorsport	1:11.838	1:12.245	0.407
28	91	24-7 Motorsport	20.662	91	24-7 Motorsport	38.488	25	Paddock Motorsport	12.697	28	30	Make Happen Racing	1:11.908	1:12.258	0.350
29	26	Paddock Motorsport	20.737	96	Make Happen Racing	38.566	57	Vector Racing	12.772	29	91	24-7 Motorsport	1:11.977	1:12.258	0.281
30	25	Paddock Motorsport	20.737	25	Paddock Motorsport	38.602	30	Make Happen Racing	12.815	30	25	Paddock Motorsport	1:12.036	1:12.150	0.114
31	30	Make Happen Racing	20.818	26	Paddock Motorsport	38.642	91	24-7 Motorsport	12.827	31	96	Make Happen Racing	1:12.069	1:12.328	0.259
32	17	Orange Racing powered by JMH	21.037	17	Orange Racing powered by JMH	38.842	96	Make Happen Racing	12.865	32	17	Orange Racing powered by JMH	1:12.780	1:13.244	0.464
33	57	Vector Racing	21.088	57	Vector Racing	39.195	17	Orange Racing powered by JMH	12.901	33	57	Vector Racing	1:13.055	1:13.210	0.155
34				69	Make Happen Racing	1:02.433				34	69	Make Happen Racing			
35															

GT Cup Championship

RACE 8 - PIT STOP ANALYSIS

P1 66 Enduro Motorsport				
STOP	IN TIME	STOP TIME	TOTAL TIME	OUT TIME
1 -	17:40:39.851	1:33.208	1:33.208	17:42:13.059

P2 67 Orange Racing powered by JMH				
STOP	IN TIME	STOP TIME	TOTAL TIME	OUT TIME
1 -	17:40:41.210	1:38.437	1:38.437	17:42:19.647

P3 11 Ram Racing				
STOP	IN TIME	STOP TIME	TOTAL TIME	OUT TIME
1 -	17:40:44.000	1:33.773	1:33.773	17:42:17.773

P4 8 Abba Racing				
STOP	IN TIME	STOP TIME	TOTAL TIME	OUT TIME
1 -	17:40:38.573	1:36.710	1:36.710	17:42:15.283

P5 16 Ram Racing				
STOP	IN TIME	STOP TIME	TOTAL TIME	OUT TIME
1 -	17:42:55.348	1:19.564	1:19.564	17:44:14.912

P6 4 Tecserve				
STOP	IN TIME	STOP TIME	TOTAL TIME	OUT TIME
1 -	17:40:46.171	1:36.159	1:36.159	17:42:22.330

P7 7 Raw Motorsport				
STOP	IN TIME	STOP TIME	TOTAL TIME	OUT TIME
1 -	17:40:42.779	1:22.741	1:22.741	17:42:05.520

P8 28 SB Race Engineering				
STOP	IN TIME	STOP TIME	TOTAL TIME	OUT TIME
1 -	17:40:51.601	1:39.410	1:39.410	17:42:31.011

P9 61 Scott Sport				
STOP	IN TIME	STOP TIME	TOTAL TIME	OUT TIME
1 -	17:40:48.655	1:58.111	1:58.111	17:42:46.766

P10 247 Racelab				
STOP	IN TIME	STOP TIME	TOTAL TIME	OUT TIME
1 -	17:40:49.895	1:53.888	1:53.888	17:42:43.783

P11 33 G-Cat Racing				
STOP	IN TIME	STOP TIME	TOTAL TIME	OUT TIME
1 -	17:40:47.500	1:57.080	1:57.080	17:42:44.580
2 -	17:48:29.699	43.219	2:40.299	17:49:12.918

P12 13 Team Webb				
STOP	IN TIME	STOP TIME	TOTAL TIME	OUT TIME
1 -	17:43:09.173	1:20.339	1:20.339	17:44:29.512

P13 50 Valluga Racing				
STOP	IN TIME	STOP TIME	TOTAL TIME	OUT TIME
1 -	17:45:40.852	1:32.740	1:32.740	17:47:13.592

P14 78 Fox Motorsport				
STOP	IN TIME	STOP TIME	TOTAL TIME	OUT TIME
1 -	17:49:24.348	1:32.517	1:32.517	17:50:56.865

P15 52 Valluga Racing				
STOP	IN TIME	STOP TIME	TOTAL TIME	OUT TIME
1 -	17:45:46.372	1:37.879	1:37.879	17:47:24.251

P16 10 Motus One/Team Hard				
STOP	IN TIME	STOP TIME	TOTAL TIME	OUT TIME
1 -	17:41:00.920	1:59.373	1:59.373	17:43:00.293

P17 51 Valluga Racing				
STOP	IN TIME	STOP TIME	TOTAL TIME	OUT TIME
1 -	17:46:04.937	1:27.749	1:27.749	17:47:32.686

P18 96 Make Happen Racing				
STOP	IN TIME	STOP TIME	TOTAL TIME	OUT TIME
1 -	17:48:17.867	1:19.323	1:19.323	17:49:37.190

P19 26 Paddock Motorsport				
STOP	IN TIME	STOP TIME	TOTAL TIME	OUT TIME
1 -	17:47:01.821	1:32.063	1:32.063	17:48:33.884

P20 39 Track Focused				
STOP	IN TIME	STOP TIME	TOTAL TIME	OUT TIME
1 -	17:46:01.106	1:35.967	1:35.967	17:47:37.073

P21 30 Make Happen Racing				
STOP	IN TIME	STOP TIME	TOTAL TIME	OUT TIME
1 -	17:45:48.385	1:32.991	1:32.991	17:47:21.376

P22 77 Greystone GT				
STOP	IN TIME	STOP TIME	TOTAL TIME	OUT TIME
1 -	17:45:54.593	1:53.864	1:53.864	17:47:48.457

P23 14 Greystone GT				
STOP	IN TIME	STOP TIME	TOTAL TIME	OUT TIME
1 -	17:46:03.743	1:41.130	1:41.130	17:47:44.873

P24 25 Paddock Motorsport				
STOP	IN TIME	STOP TIME	TOTAL TIME	OUT TIME
1 -	17:45:55.767	25.837	25.837	17:46:21.604
2 -	17:47:37.632	1:22.504	1:48.341	17:49:00.136

P25 17 Orange Racing powered by JMH				
STOP	IN TIME	STOP TIME	TOTAL TIME	OUT TIME
1 -	17:45:52.979	1:26.879	1:26.879	17:47:19.858

P26 80 Greystone GT				
STOP	IN TIME	STOP TIME	TOTAL TIME	OUT TIME
1 -	17:46:02.513	1:35.537	1:35.537	17:47:38.050

GT Cup Championship

RACE 8 - PIT STOP ANALYSIS

P27 91 24-7 Motorsport				
STOP	IN TIME	STOP TIME	TOTAL TIME	OUT TIME
1 -	17:46:14.885	1:46.611	1:46.611	17:48:01.496

P28 57 Vector Racing				
STOP	IN TIME	STOP TIME	TOTAL TIME	OUT TIME
1 -	17:42:22.775	1:48.141	1:48.141	17:44:10.916
2 -	17:47:36.477	1:37.524	3:25.665	17:49:14.001

P29 3 Topcats Racing				
STOP	IN TIME	STOP TIME	TOTAL TIME	OUT TIME
1 -	17:43:21.338	1:55.437	1:55.437	17:45:16.775

P30 38 Simpson Motorsport				
STOP	IN TIME	STOP TIME	TOTAL TIME	OUT TIME
1 -	17:40:58.052	2:00.666	2:00.666	17:42:58.718

P31 6 Century Motorsport				
STOP	IN TIME	STOP TIME	TOTAL TIME	OUT TIME
1 -	17:40:55.985	1:45.786	1:45.786	17:42:41.771
2 -	17:49:19.958	58.885	2:44.671	17:50:18.843
3 -	17:55:52.220			

P32 9 Topcats Racing				
STOP	IN TIME	STOP TIME	TOTAL TIME	OUT TIME
1 -	17:40:54.275	5:36.229	5:36.229	17:46:30.504
2 -	17:50:04.592	10:05.675	15:41.904	18:00:10.267

P34 69 Make Happen Racing				
STOP	IN TIME	STOP TIME	TOTAL TIME	OUT TIME
1 -	17:18:09.335	2:53.484	2:53.484	17:21:02.819
2 -	17:23:19.500			

GT Cup Championship

RACE 8 - STATISTICS

Competitors Started 35
Planned Start 2022-04-09 @ 17:25:00.000
Actual Start 2022-04-09 @ 17:16:15.738
Finish Time 2022-04-09 @ 18:07:21.627
Track Length 1.9790mi.
Total Laps 1178
Total Distance Covered 2331.3412mi.

Session Fastest Lap History

NO	CL	NAME	LAP TIME	TIME OF DAY	LAP	VEHICLE
8	GT3	Abba Racing	1:13.765	17:17:29.511	1	Mercedes AMG GT3
8	GT3	Abba Racing	1:07.848	17:18:37.359	2	Mercedes AMG GT3
16	GT3	Ram Racing	1:07.530	17:18:37.562	2	Mercedes AMG GT3
67	GT3	Orange Racing powered by JMH	1:07.473	17:18:38.585	2	Mclaren 720S GT3
8	GT3	Abba Racing	1:07.147	17:25:21.455	6	Mercedes AMG GT3
8	GT3	Abba Racing	1:06.340	17:26:27.790	7	Mercedes AMG GT3
66	GT3	Enduro Motorsport	1:06.225	17:26:30.099	7	Mclaren 720S GT3
8	GT3	Abba Racing	1:06.004	17:27:33.798	8	Mercedes AMG GT3
67	GT3	Orange Racing powered by JMH	1:05.789	17:27:36.896	8	Mclaren 720S GT3
67	GT3	Orange Racing powered by JMH	1:05.542	17:28:42.440	9	Mclaren 720S GT3
66	GT3	Enduro Motorsport	1:04.754	17:45:31.065	19	Mclaren 720S GT3
11	GT3	Ram Racing	1:04.514	17:46:42.193	20	Mercedes AMG GT3
67	GT3	Orange Racing powered by JMH	1:04.136	17:50:01.149	23	Mclaren 720S GT3

Session Leader History

NO	CL	NAME	FROM LAP	LAPS LED	DISTANCE	VEHICLE
8	GT3	Abba Racing	1	15	29.64 miles	Mercedes AMG GT3
16	GT3	Ram Racing	16	3	5.93 miles	Mercedes AMG GT3
50	GTH	Valluga Racing	19	2	3.95 miles	Porsche Cayman 718 RS
78	GTH	Fox Motorsport	21	3	5.93 miles	Mclaren 570S GT4
16	GT3	Ram Racing	24	6	11.87 miles	Mercedes AMG GT3
66	GT3	Enduro Motorsport	30	10	19.79 miles	Mclaren 720S GT3

Flag History

TYPE	TIME OF DAY
GREEN	17:16:15.738
SAFETY	17:18:09.336
GREEN	17:24:12.605
SAFETY	17:30:46.093
GREEN	17:40:35.502
FINISH	18:07:21.627

Flag Statistics

TYPE	COUNT	TOTAL LAPS	TOTAL TIME
Green	3	31	38:34.242
Red	0	0	0.000
Safety Car	2	8	15:52.679
FCY	0	0	0.000

GT Cup Championship

RACE 8 - STATISTICS

CLASS : GT3

10 Starters

Fastest Lap History

NO	NAME	LAP TIME	TIME OF DAY	LAP	VEHICLE
8	Abba Racing	1:13.765	17:17:29.511	1	Mercedes AMG GT3
8	Abba Racing	1:07.848	17:18:37.359	2	Mercedes AMG GT3
16	Ram Racing	1:07.530	17:18:37.562	2	Mercedes AMG GT3
67	Orange Racing powered by JMH	1:07.473	17:18:38.585	2	Mclaren 720S GT3
8	Abba Racing	1:07.147	17:25:21.455	6	Mercedes AMG GT3
8	Abba Racing	1:06.340	17:26:27.790	7	Mercedes AMG GT3
66	Enduro Motorsport	1:06.225	17:26:30.099	7	Mclaren 720S GT3
8	Abba Racing	1:06.004	17:27:33.798	8	Mercedes AMG GT3
67	Orange Racing powered by JMH	1:05.789	17:27:36.896	8	Mclaren 720S GT3
67	Orange Racing powered by JMH	1:05.542	17:28:42.440	9	Mclaren 720S GT3
66	Enduro Motorsport	1:04.754	17:45:31.065	19	Mclaren 720S GT3
11	Ram Racing	1:04.514	17:46:42.193	20	Mercedes AMG GT3
67	Orange Racing powered by JMH	1:04.136	17:50:01.149	23	Mclaren 720S GT3

Leader History

NO	NAME	FROM LAP	LAPS LED	DISTANCE	VEHICLE
8	Abba Racing	1	15	29.64 miles	Mercedes AMG GT3
16	Ram Racing	16	14	27.70 miles	Mercedes AMG GT3
66	Enduro Motorsport	30	10	19.79 miles	Mclaren 720S GT3

GT Cup Championship

RACE 8 - STATISTICS

CLASS : GTC

6 Starters

Fastest Lap History

NO	NAME	LAP TIME	TIME OF DAY	LAP	VEHICLE
13	Team Webb	1:18.779	17:17:34.532	1	Lamborghini Super Trofeo
13	Team Webb	1:12.964	17:18:47.495	2	Lamborghini Super Trofeo
13	Team Webb	1:10.663	17:25:30.176	6	Lamborghini Super Trofeo
9	Topcats Racing	1:10.411	17:25:31.864	6	Lamborghini Super Trofeo
247	Racelab	1:10.059	17:25:32.693	6	Ferrari Challenge 488
247	Racelab	1:09.860	17:26:42.469	7	Ferrari Challenge 488
247	Racelab	1:09.305	17:30:13.520	10	Ferrari Challenge 488
6	Century Motorsport	1:08.468	17:44:57.675	18	Ginetta G56 Supercup
6	Century Motorsport	1:07.863	17:46:05.539	19	Ginetta G56 Supercup
247	Racelab	1:07.500	17:46:08.633	19	Ferrari Challenge 488
247	Racelab	1:07.206	17:47:15.841	20	Ferrari Challenge 488

Leader History

NO	NAME	FROM LAP	LAPS LED	DISTANCE	VEHICLE
13	Team Webb	1	28	55.37 miles	Lamborghini Super Trofeo
247	Racelab	29	10	19.79 miles	Ferrari Challenge 488

GT Cup Championship

RACE 8 - STATISTICS

CLASS : GTH

16 Starters

Fastest Lap History

NO	NAME	LAP TIME	TIME OF DAY	LAP	VEHICLE
50	Valluga Racing	1:24.461	17:17:40.225	1	Porsche Cayman 718 RS Clubsport
50	Valluga Racing	1:13.881	17:18:54.109	2	Porsche Cayman 718 RS Clubsport
50	Valluga Racing	1:12.746	17:25:37.784	6	Porsche Cayman 718 RS Clubsport
50	Valluga Racing	1:11.965	17:26:49.750	7	Porsche Cayman 718 RS Clubsport
52	Valluga Racing	1:11.782	17:28:06.113	8	Porsche Cayman Clubsport GT4
50	Valluga Racing	1:11.423	17:29:13.303	9	Porsche Cayman 718 RS Clubsport
50	Valluga Racing	1:11.051	17:44:26.574	19	Porsche Cayman 718 RS Clubsport
50	Valluga Racing	1:10.864	17:50:47.078	23	Porsche Cayman 718 RS Clubsport
52	Valluga Racing	1:10.611	17:53:23.904	25	Porsche Cayman Clubsport GT4
52	Valluga Racing	1:10.409	17:54:34.314	26	Porsche Cayman Clubsport GT4

Leader History

NO	NAME	FROM LAP	LAPS LED	DISTANCE	VEHICLE
50	Valluga Racing	1	20	39.54 miles	Porsche Cayman 718 RS Clubsport
78	Fox Motorsport	21	3	5.93 miles	Mclaren 570S GT4
50	Valluga Racing	24	14	27.70 miles	Porsche Cayman 718 RS Clubsport

GT Cup Championship

RACE 8 - STATISTICS

CLASS : GTO

3 Starters

Fastest Lap History

NO	NAME	LAP TIME	TIME OF DAY	LAP	VEHICLE
7	Raw Motorsport	1:15.890	17:17:31.644	1	Radical RXC
7	Raw Motorsport	1:08.294	17:18:39.938	2	Radical RXC
7	Raw Motorsport	1:07.197	17:26:32.571	7	Radical RXC
7	Raw Motorsport	1:06.960	17:27:39.532	8	Radical RXC
7	Raw Motorsport	1:06.417	17:44:19.290	18	Radical RXC
7	Raw Motorsport	1:06.412	17:48:46.626	22	Radical RXC
28	SB Race Engineering	1:06.370	17:50:26.275	23	Mclaren MP4-12C Cam Am
7	Raw Motorsport	1:06.151	17:56:36.268	29	Radical RXC
28	SB Race Engineering	1:05.950	17:59:22.854	31	Mclaren MP4-12C Cam Am
28	SB Race Engineering	1:05.766	18:08:14.358	39	Mclaren MP4-12C Cam Am

Leader History

NO	NAME	FROM LAP	LAPS LED	DISTANCE	VEHICLE
7	Raw Motorsport	1	39	77.14 miles	Radical RXC

GT Cup Championship

SUNDAY PRACTICE - CLASSIFICATION

POS	NO	CL	PIC	TEAM / DRIVERS	CAR	TIME	ON	LAPS	GAP	DIFF	MPH
1	8	GT3	1	Abba Racing Richard NEARY / Sam NEARY (P)	Mercedes AMG GT3	1:04.531	5	6			110.40
2	23	GT3	2	Greystone GT Ian CAMPBELL / Olli WEBB (P)	Mclaren 720S GT3	1:04.690	6	7	0.159	0.159	110.13
3	16	GT3	3	Ram Racing Ian LOGGIE	Mercedes AMG GT3	1:05.079	6	7	0.548	0.389	109.47
4	66	GT3	4	Enduro Motorsport Mogan TILLBROOK / Marcus CLUTTON (P)	Mclaren 720S GT3	1:05.793	6	7	1.262	0.714	108.28
5	11	GT3	5	Ram Racing Mike PRICE / Callum MACLEOD (P)	Mercedes AMG GT3	1:05.849	1	7	1.318	0.056	108.19
6	4	GT3	6	Tecserve Mark SANSOM / Will TREGURTHA (P)	Mercedes AMG GT3	1:05.872	6	7	1.341	0.023	108.15
7	67	GT3	7	Orange Racing powered by JMH Simon ORANGE / Michael O BRIEN (P)	Mclaren 720S GT3	1:06.400	6	7	1.869	0.528	107.29
8	7	GTO	1	Raw Motorsport Steve BURGESS / Ben DIMMACK	Radical RXC	1:06.553	4	5	2.022	0.153	107.05
9	33	GT3	8	G-Cat Racing Shamus JENNINGS / Greg CATON (PS)	Porsche 911 GTR GT3	1:08.413	4	5	3.882	1.860	104.14
10	56	GTC	1	FF Corse Roy MILLINGTON / Benny SIMONSEN (P)	Ferrari Challenge 488 EVO	1:08.508	6	7	3.977	0.095	103.99
11	6	GTC	2	Century Motorsport Alex STEVENSON / James KELLET (P)	Ginetta G56 Supercup	1:08.869	1	5	4.338	0.361	103.45
12	247	GTC	3	Racelab Lucky KHERA / David MCDONALD (P)	Ferrari Challenge 488	1:09.263	3	4	4.732	0.394	102.86
13	38	GTO	2	Simpson Motorsport Sacha KAKAD / James KAYE (PS)	Marc 11 V8	1:09.355	3	6	4.824	0.092	102.72
14	28	GTO	3	SB Race Engineering Paul BAILEY / Ross WYLIE (P)	Mclaren MP4-12C Cam Am	1:09.655	5	7	5.124	0.300	102.28
15	61	GT3	9	Scott Sport John DHILLON / Andrea AMICI (P)	Lamborghini Huracan GT3	1:10.005	3	6	5.474	0.350	101.77
16	3	GTC	4	Topcats Racing Charlotte GILBERT / Charlotte BIRCH	Lamborghini Super Trofeo	1:10.099	7	7	5.568	0.094	101.63
17	52	GTH	1	Valluga Racing Chris BATES / Darren BURKE (P)	Porsche Cayman Clubsport GT4	1:10.763	1	6	6.232	0.664	100.68
18	44	GT3	10	Paddock Motorsport Steve RUSTON / John WHITEHOUSE	Mclaren 720S GT3	1:11.236	3	5	6.705	0.473	100.01
19	9	GTC	5	Topcats Racing Warren GILBERT / Jensen LUNN	Lamborghini Super Trofeo	1:11.241	3	7	6.710	0.005	100.00
20	14	GTH	2	Greystone GT Phillip CARTER / Michael BROADHURST (P)	Mclaren 570S GT4	1:11.346	1	6	6.815	0.105	99.86
21	78	GTH	3	Fox Motorsport Tim DOCKER / Jordan ALBERT (P)	Mclaren 570S GT4	1:11.509	1	6	6.978	0.163	99.63
22	77	GTH	4	Greystone GT Mark HOPTON / Euan HANKEY (P)	Mclaren 570S GT4	1:11.523	1	6	6.992	0.014	99.61
23	80	GTH	5	Greystone GT Ron TRENKA / Jon LANCASTER (P)	Mclaren 570S GT4	1:12.001	1	5	7.470	0.478	98.95
24	39	GTH	6	Track Focused Darren KELL / James KELL (PS)	Mercedes AMG GT4	1:12.149	4	6	7.618	0.148	98.74
25	25	GTH	7	Paddock Motorsport Kavi JUNDU / Adam HATFIELD (PS)	Mclaren 570S GT4	1:12.500	1	5	7.969	0.351	98.27
26	50	GTH	8	Valluga Racing James WALLIS / Sam MAHER-LOUGHNAN (PS)	Porsche Cayman 718 RS Clubsport	1:12.558	5	6	8.027	0.058	98.19
27	26	GTH	9	Paddock Motorsport Tehmur CHOHAN / Tom ROCHE (PS)	Mclaren 570S GT4	1:12.898	5	5	8.367	0.340	97.73
28	69	GTH	10	Make Happen Racing Stephen WALTON / Chris HART	Mercedes AMG GT4	1:13.075	6	8	8.544	0.177	97.49
29	13	GTC	6	Team Webb James WEBB / Tom WEBB	Lamborghini Super Trofeo	1:13.807	5	6	9.276	0.732	96.53
30	17	GTH	11	Orange Racing powered by JMH Russell LINDSAY / Patrick COLLINS	Mclaren 570S GT4	1:13.996	5	7	9.465	0.189	96.28
31	30	GTH	12	Make Happen Racing Greg EVANS / Neil BURROUGHS	Ginetta G55 GT4	1:14.048	4	6	9.517	0.052	96.21
32	96	GTH	13	Make Happen Racing Jon CURRIE	Mercedes AMG GT4	1:14.137	4	6	9.606	0.089	96.10
33	91	GTH	14	24-7 Motorsport David FRANKLAND / Adriano MEDEIROS (P)	Audi R8 LMS GT4	1:14.205	5	6	9.674	0.068	96.01
34	51	GTH	15	Valluga Racing Neil MACLENNAN / Cameron FENTON	Porsche Cayman Clubsport GT4	1:14.675	6	6	10.144	0.470	95.40
35	10	GTC	7	Motus One/Team Hard Chris MURPHY / James TAYLOR	Porsche 991.2	1:17.082	7	7	12.551	2.407	92.42

Weather / Track : Sunny / Dry

These results are provisional until the conclusion of any judicial and technical matters.

Donington Park National: 1.9790 miles

Date: 10/04/2022 Start: 10:22 Finish: 10:32

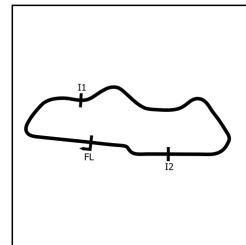
Clerk Of Course : Simon Gnana-Pragasam

Stewards :

Timekeeper : Nick Palmer

GT Cup Championship

SUNDAY PRACTICE - SECTOR ANALYSIS



SECTOR 1 = FL to I1, SECTOR 2 = I1 to I2, SECTOR 3 = I2 to FL, DIFF = Difference To Personal Best Lap, P = Crossed Finish Line in Pit Lane, D = Time Disallowed

P1 8 GT3 Abba Racing			Mercedes AMG GT3				
IDEAL LAP TIME : 1:04.531		BEST LAP TIME : 1:04.531		DIFFERENCE : 0.000			
D1: Richard NEARY		D2: Sam NEARY (P)					
LAP	SECTOR 1	SECTOR 2	SECTOR 3	LAP TIME	MPH	DIFF	TIME OF DAY
1 - D1	OUTLAP	40.252	13.055	2:16.419	52.22	1:11.888	10:26:37.799
2 - D1	20.633	35.531	12.200	1:08.364 (3)	104.21	3.833	10:27:46.163
3 - D1	19.436	35.440	12.673	1:07.549 (2)	105.47	3.018	10:28:53.712
4 - D1	19.306	35.381	13.718	1:08.405	104.15	3.874	10:30:02.117
5 - D1	18.875	34.318	11.338	1:04.531 (1)	110.40		10:31:06.648
6 - D1	19.056	36.128	IN PIT	1:07.984 P	104.79	3.453	10:32:14.632

P2 23 GT3 Greystone GT		Mclaren 720S GT3					
IDEAL LAP TIME : 1:04.690		BEST LAP TIME : 1:04.690		DIFFERENCE : 0.000			
D1: Ian CAMPBELL		D2: Olli WEBB (P)					
LAP	SECTOR 1	SECTOR 2	SECTOR 3	LAP TIME	MPH	DIFF	TIME OF DAY
1 - D1	19.430	37.466	12.391	1:09.287	102.82	4.597	10:24:30.825
2 - D1	19.461	36.262	13.120	1:08.843 (3)	103.49	4.153	10:25:39.668
3 - D1	19.950	37.881	13.383	1:11.214	100.04	6.524	10:26:50.882
4 - D1	19.955	36.630	IN PIT	1:14.256 P	95.94	9.566	10:28:05.138
5 - D1	OUTLAP	35.155	11.790	2:47.002	42.66	1:42.312	10:30:52.140
6 - D1	18.642	34.538	11.510	1:04.690 (1)	110.13		10:31:56.830
7 - D1	19.681	36.263	11.683	1:07.627 (2)	105.35	2.937	10:33:04.457

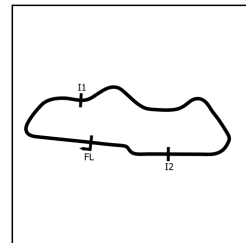
P3 16 GT3 Ram Racing			Mercedes AMG GT3				
IDEAL LAP TIME : 1:04.741		BEST LAP TIME : 1:05.079		DIFFERENCE : 0.338			
D1: Ian LOGGIE							
LAP	SECTOR 1	SECTOR 2	SECTOR 3	LAP TIME	MPH	DIFF	TIME OF DAY
1 - D1	19.032	36.457	13.291	1:08.780	103.58	3.701	10:24:17.440
2 - D1	19.699	37.354	11.719	1:08.772	103.59	3.693	10:25:26.212
3 - D1	18.788	37.809	14.238	1:10.835	100.58	5.756	10:26:37.047
4 - D1	18.817	34.611	12.142	1:05.570 (2)	108.65	0.491	10:27:42.617
5 - D1	18.952	36.000	12.452	1:07.404 (3)	105.70	2.325	10:28:50.021
6 - D1	19.067	34.288	11.724	1:05.079 (1)	109.47		10:29:55.100
7 - D1	18.734	34.750	IN PIT	1:10.750 P	100.70	5.671	10:31:05.850

P4 66 GT3 Enduro Motorsport			Mclaren 720S GT3				
IDEAL LAP TIME : 1:05.346		BEST LAP TIME : 1:05.793		DIFFERENCE : 0.447			
D1: Mogan TILLBROOK		D2: Marcus CLUTTON (P)					
LAP	SECTOR 1	SECTOR 2	SECTOR 3	LAP TIME	MPH	DIFF	TIME OF DAY
1 - D1	19.407	35.402	13.060	1:07.869	104.97	2.076	10:25:30.050
2 - D1	19.741	37.248	13.056	1:10.045	101.71	4.252	10:26:40.095
3 - D1	20.703	37.623	12.618	1:10.944	100.42	5.151	10:27:51.039
4 - D1	19.004	35.837	11.802	1:06.643 (2)	106.90	0.850	10:28:57.682
5 - D1	19.145	35.422	12.496	1:07.063 (3)	106.23	1.270	10:30:04.745
6 - D1	19.259	34.784	11.750	1:05.793 (1)	108.28		10:31:10.538
7 - D1	18.812	35.006	13.593	1:07.411	105.68	1.618	10:32:17.949

P5 11 GT3		Ram Racing		Mercedes AMG GT3			
IDEAL LAP TIME : 1:05.760		BEST LAP TIME : 1:05.849		DIFFERENCE : 0.089			
D1: Mike PRICE		D2: Callum MACLEOD (P)					
LAP	SECTOR 1	SECTOR 2	SECTOR 3	LAP TIME	MPH	DIFF	TIME OF DAY
1 - D2	18.856	34.897	12.096	1:05.849 (1)	108.19		10:24:21.031
2 - D2	18.799	34.911	IN PIT	1:11.848 P	99.16	5.999	10:25:32.879
3 - D2	OUTLAP	35.977	12.064	2:45.585	43.02	1:39.736	10:28:18.464
4 - D2	18.935	36.683	12.669	1:08.287	104.33	2.438	10:29:26.751
5 - D2	19.335	36.002	12.862	1:08.199	104.46	2.350	10:30:34.950
6 - D2	19.327	35.277	13.236	1:07.840 (3)	105.02	1.991	10:31:42.790
7 - D2	19.276	35.897	12.134	1:07.307 (2)	105.85	1.458	10:32:50.097

GT Cup Championship

SUNDAY PRACTICE - SECTOR ANALYSIS



SECTOR 1 = FL to I1, SECTOR 2 = I1 to I2, SECTOR 3 = I2 to FL, DIFF = Difference To Personal Best Lap, P = Crossed Finish Line in Pit Lane, D = Time Disallowed

P6 4 GT3 Tecserve		Mercedes AMG GT3					
IDEAL LAP TIME : 1:05.370		BEST LAP TIME : 1:05.872		DIFFERENCE : 0.502			
D1: Mark SANSOM		D2: Will TREGURTHA (P)					
LAP	SECTOR 1	SECTOR 2	SECTOR 3	LAP TIME	MPH	DIFF	TIME OF DAY
1 - D1	19.119	35.578	11.765	1:06.462 (2)	107.19	0.590	10:25:33.222
2 - D1	19.119	35.439	13.067	1:07.625	105.35	1.753	10:26:40.847
3 - D1	20.607	37.766	12.262	1:10.635	100.86	4.763	10:27:51.482
4 - D1	18.981	35.627	12.227	1:06.835	106.60	0.963	10:28:58.317
5 - D1	19.308	35.210	12.244	1:06.762 (3)	106.71	0.890	10:30:05.079
6 - D1	19.257	34.995	11.620	1:05.872 (1)	108.15		10:31:10.951
7 - D1	18.755	35.271	IN PIT	1:07.964 P	104.82	2.092	10:32:18.915

P7 67 GT3		Orange Racing powered by JMH		Mclaren 720S GT3			
IDEAL LAP TIME : 1:06.248		BEST LAP TIME : 1:06.400		DIFFERENCE : 0.152			
D1: Simon ORANGE		D2: Michael O BRIEN (P)					
LAP	SECTOR 1	SECTOR 2	SECTOR 3	LAP TIME	MPH	DIFF	TIME OF DAY
1 - D1	OUTLAP	36.871	14.153	2:16.760	52.09	1:10.360	10:25:51.613
2 - D1	19.520	36.163	12.239	1:07.922 (3)	104.89	1.522	10:26:59.535
3 - D1	19.196	35.330	12.098	1:06.624 (2)	106.93	0.224	10:28:06.159
4 - D1	19.182	38.711	13.015	1:10.908	100.47	4.508	10:29:17.067
5 - D1	20.344	37.432	11.943	1:09.719	102.19	3.319	10:30:26.786
6 - D1	19.014	35.291	12.095	1:06.400 (1)	107.29		10:31:33.186
7 - D1	19.478	37.913	13.698	1:11.089	100.22	4.689	10:32:44.275

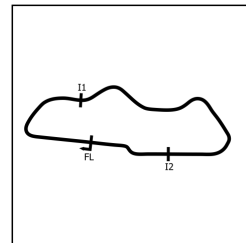
P8 7 GTO Raw Motorsport		Radical RXC					
IDEAL LAP TIME : 1:06.535		BEST LAP TIME : 1:06.553		DIFFERENCE : 0.018			
D1: Steve BURGESS		D2: Ben DIMMACK					
LAP	SECTOR 1	SECTOR 2	SECTOR 3	LAP TIME	MPH	DIFF	TIME OF DAY
1 - D1	20.562	39.971	12.488	1:13.021	97.56	6.468	10:25:05.539
2 - D1	19.669	36.943	12.837	1:09.449 (3)	102.58	2.896	10:26:14.988
3 - D1	19.185	35.614	12.135	1:06.934 (2)	106.44	0.381	10:27:21.922
4 - D1	19.099	35.491	11.963	1:06.553 (1)	107.05		10:28:28.475
5 - D1	19.081	36.728	IN PIT	1:14.601 P	95.50	8.048	10:29:43.076

P9 33 GT3 G-Cat Racing			Porsche 911 GTR GT3				
IDEAL LAP TIME : 1:08.413		BEST LAP TIME : 1:08.413		DIFFERENCE : 0.000			
D1: Shamus JENNINGS		D2: Greg CATON (PS)					
LAP	SECTOR 1	SECTOR 2	SECTOR 3	LAP TIME	MPH	DIFF	TIME OF DAY
1 - D1	20.207	37.594	13.458	1:11.259	99.98	2.846	10:25:08.810
2 - D1	19.857	36.884	13.162	1:09.903 (3)	101.92	1.490	10:26:18.713
3 - D1	19.646	36.692	12.527	1:08.865 (2)	103.45	0.452	10:27:27.578
4 - D1	19.543	36.498	12.372	1:08.413 (1)	104.14		10:28:35.991
5 - D1	19.582	49.255	IN PIT	1:31.228 P	78.09	22.815	10:30:07.219

P10 56 GTC		FF Corse		Ferrari Challenge 488 EVO			
IDEAL LAP TIME : 1:08.065		BEST LAP TIME : 1:08.508		DIFFERENCE : 0.443			
D1: Roy MILLINGTON		D2: Benny SIMONSEN (P)					
LAP	SECTOR 1	SECTOR 2	SECTOR 3	LAP TIME	MPH	DIFF	TIME OF DAY
1 - D1	19.833	38.144	14.687	1:12.664	98.04	4.156	10:25:29.556
2 - D1	20.007	37.567	13.542	1:11.116	100.18	2.608	10:26:40.672
3 - D1	20.597	37.911	13.347	1:11.855	99.15	3.347	10:27:52.527
4 - D1	19.798	36.555	12.467	1:08.820 (2)	103.52	0.312	10:29:01.347
5 - D1	20.205	38.560	12.738	1:11.503	99.64	2.995	10:30:12.850
6 - D1	19.476	36.998	12.034	1:08.508 (1)	103.99		10:31:21.358
7 - D1	19.871	37.257	13.224	1:10.352 (3)	101.27	1.844	10:32:31.710

GT Cup Championship

SUNDAY PRACTICE - SECTOR ANALYSIS



SECTOR 1 = FL to I1, SECTOR 2 = I1 to I2, SECTOR 3 = I2 to FL, DIFF = Difference To Personal Best Lap, P = Crossed Finish Line in Pit Lane, D = Time Disallowed

P11 6 GTC Century Motorsport		Ginetta G56 Supercup					
IDEAL LAP TIME : 1:07.665		BEST LAP TIME : 1:08.869		DIFFERENCE : 1.204			
D1: Alex STEVENSON		D2: James KELLET (P)					
LAP	SECTOR 1	SECTOR 2	SECTOR 3	LAP TIME	MPH	DIFF	TIME OF DAY
1 - D1	19.617	37.236	12.016	1:08.869 (1)	103.45		10:24:36.441
2 - D1	19.612	37.286	13.469	1:10.367 (2)	101.24	1.498	10:25:46.808
3 - D1	19.524	36.125	IN PIT	1:10.585 P	100.93	1.716	10:26:57.393
4 - D1	OUTLAP	39.329	13.121	4:03.310	29.28	2:54.441	10:31:00.703
5 - D1	20.525	40.556	13.578	1:14.659 (3)	95.42	5.790	10:32:15.362

P12 247 GTC Racelab		Ferrari Challenge 488					
IDEAL LAP TIME : 1:08.953		BEST LAP TIME : 1:09.263		DIFFERENCE : 0.310			
D1: Lucky KHERA		D2: David MCDONALD (P)					
LAP	SECTOR 1	SECTOR 2	SECTOR 3	LAP TIME	MPH	DIFF	TIME OF DAY
1 - D1	22.360	45.270	14.290	1:21.920 (2)	86.97	12.657	10:25:25.465
2 - D1	23.127	47.295	13.506	1:23.928 (3)	84.88	14.665	10:26:49.393
3 - D1	19.620	36.435	13.208	1:09.263 (1)	102.86		10:27:58.656
4 - D1	19.489	36.256	IN PIT	1:12.170 P	98.72	2.907	10:29:10.826

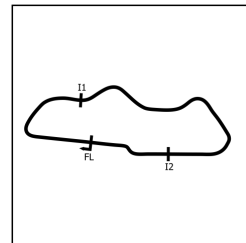
P13 38 GTO Simpson Motorsport		Marc 11 V8					
IDEAL LAP TIME : 1:09.115		BEST LAP TIME : 1:09.355		DIFFERENCE : 0.240			
D1: Sacha KAKAD		D2: James KAYE (PS)					
LAP	SECTOR 1	SECTOR 2	SECTOR 3	LAP TIME	MPH	DIFF	TIME OF DAY
1 - D1	21.273	38.548	14.497	1:14.318	95.86	4.963	10:26:23.281
2 - D1	20.588	36.972	13.232	1:10.792	100.64	1.437	10:27:34.073
3 - D1	19.694	36.927	12.734	1:09.355 (1)	102.72		10:28:43.428
4 - D1	20.099	36.952	12.494	1:09.545 (2)	102.44	0.190	10:29:52.973
5 - D1	19.743	37.520	12.719	1:09.982 (3)	101.80	0.627	10:31:02.955
6 - D1	20.002	40.283	IN PIT	1:20.478 P	88.52	11.123	10:32:23.433

P14 28 GTO SB Race Engineering		Mclaren MP4-12C Cam Am					
IDEAL LAP TIME : 1:09.262		BEST LAP TIME : 1:09.655		DIFFERENCE : 0.393			
D1: Paul BAILEY		D2: Ross WYLIE (P)					
LAP	SECTOR 1	SECTOR 2	SECTOR 3	LAP TIME	MPH	DIFF	TIME OF DAY
1 - D1	23.924	42.706	15.544	1:22.174	86.70	12.519	10:25:28.887
2 - D1	23.314	39.581	12.868	1:15.763	94.03	6.108	10:26:44.650
3 - D1	20.174	38.689	13.021	1:11.884	99.11	2.229	10:27:56.534
4 - D1	20.011	37.153	12.743	1:09.907 (2)	101.91	0.252	10:29:06.441
5 - D1	19.877	36.686	13.092	1:09.655 (1)	102.28		10:30:16.096
6 - D1	20.289	38.444	12.990	1:11.723	99.33	2.068	10:31:27.819
7 - D1	20.216	38.223	12.699	1:11.138 (3)	100.15	1.483	10:32:38.957

P15 61 GT3 Scott Sport		Lamborghini Huracan GT3					
IDEAL LAP TIME : 1:08.081		BEST LAP TIME : 1:10.005		DIFFERENCE : 1.924			
D1: John DHILLON		D2: Andrea AMICI (P)					
LAP	SECTOR 1	SECTOR 2	SECTOR 3	LAP TIME	MPH	DIFF	TIME OF DAY
1 - D1	19.239	36.525	IN PIT	1:14.387 P	95.77	4.382	10:25:23.952
2 - D1	OUTLAP	38.378	13.988	2:53.480	41.06	1:43.475	10:28:17.432
3 - D1	19.523	37.021	13.461	1:10.005 (1)	101.77		10:29:27.437
4 - D1	20.268	37.550	12.496	1:10.314 (3)	101.32	0.309	10:30:37.751
5 - D1	21.411	38.947	12.317	1:12.675	98.03	2.670	10:31:50.426
6 - D1	19.315	37.826	12.976	1:10.117 (2)	101.61	0.112	10:33:00.543

GT Cup Championship

SUNDAY PRACTICE - SECTOR ANALYSIS



SECTOR 1 = FL to I1, SECTOR 2 = I1 to I2, SECTOR 3 = I2 to FL, DIFF = Difference To Personal Best Lap, P = Crossed Finish Line in Pit Lane, D = Time Disallowed

P16 3 GTC Topcats Racing			Lamborghini Super Trofeo				
IDEAL LAP TIME : 1:09.781 BEST LAP TIME : 1:10.099			DIFFERENCE : 0.318				
D1: Charlotte GILBERT D2: Charlotte BIRCH							
LAP	SECTOR 1	SECTOR 2	SECTOR 3	LAP TIME	MPH	DIFF	TIME OF DAY
1 - D1	20.226	37.579	12.981	1:10.786 (2)	100.65	0.687	10:25:39.319
2 - D1	20.086	38.299	13.896	1:12.281	98.56	2.182	10:26:51.600
3 - D1	20.714	37.746	12.773	1:11.233 (3)	100.01	1.134	10:28:02.833
4 - D1	20.211	40.503	12.841	1:13.555	96.86	3.456	10:29:16.388
5 - D1	20.845	38.941	13.228	1:13.014	97.57	2.915	10:30:29.402
6 - D1	20.564	38.224	12.767	1:11.555	99.56	1.456	10:31:40.957
7 - D1	19.905	37.109	13.085	1:10.099 (1)	101.63		10:32:51.056

P17 52 GTH Valluga Racing			Porsche Cayman Clubsport GT4				
IDEAL LAP TIME : 1:10.763 BEST LAP TIME : 1:10.763			DIFFERENCE : 0.000				
D1: Chris BATES D2: Darren BURKE (P)							
LAP	SECTOR 1	SECTOR 2	SECTOR 3	LAP TIME	MPH	DIFF	TIME OF DAY
1 - D1	20.486	37.895	12.382	1:10.763 (1)	100.68		10:24:37.096
2 - D1	20.508	38.316	IN PIT	1:14.405 P	95.75	3.642	10:25:51.501
3 - D1	OUTLAP	39.696	12.869	3:09.535	37.59	1:58.772	10:29:01.036
4 - D1	21.647	38.998	12.981	1:13.626 (2)	96.76	2.863	10:30:14.662
5 - D1	22.397	39.631	14.122	1:16.150	93.56	5.387	10:31:30.812
6 - D1	21.345	40.370	12.971	1:14.686 (3)	95.39	3.923	10:32:45.498

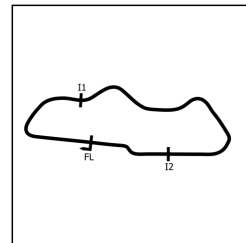
P18 44 GT3 Paddock Motorsport			McLaren 720S GT3				
IDEAL LAP TIME : 1:09.387 BEST LAP TIME : 1:11.236			DIFFERENCE : 1.849				
D1: Steve RUSTON D2: John WHITEHOUSE							
LAP	SECTOR 1	SECTOR 2	SECTOR 3	LAP TIME	MPH	DIFF	TIME OF DAY
1 - D1	22.163	42.333	15.423	1:19.919 (3)	89.14	8.683	10:25:18.632
2 - D1	21.493	38.066	13.040	1:12.599 (2)	98.13	1.363	10:26:31.231
3 - D1	19.889	38.601	12.746	1:11.236 (1)	100.01		10:27:42.467
4 - D1	19.973	37.969	IN PIT	1:14.377 P	95.79	3.141	10:28:56.844
5 - D1	OUTLAP	37.081	12.417	3:06.355	38.23	1:55.119	10:32:03.199

P19 9 GTC Topcats Racing			Lamborghini Super Trofeo				
IDEAL LAP TIME : 1:10.447 BEST LAP TIME : 1:11.241			DIFFERENCE : 0.794				
D1: Warren GILBERT D2: Jensen LUNN							
LAP	SECTOR 1	SECTOR 2	SECTOR 3	LAP TIME	MPH	DIFF	TIME OF DAY
1 - D1	20.508	37.754	14.355	1:12.617 (3)	98.11	1.376	10:25:29.823
2 - D1	24.988	44.264	13.185	1:22.437	86.42	11.196	10:26:52.260
3 - D1	20.499	38.087	12.655	1:11.241 (1)	100.00		10:28:03.501
4 - D1	20.038	40.227	13.144	1:13.409	97.05	2.168	10:29:16.910
5 - D1	21.227	38.233	13.452	1:12.912	97.71	1.671	10:30:29.822
6 - D1	20.399	38.179	13.049	1:11.627 (2)	99.46	0.386	10:31:41.449
7 - D1	24.171	42.584	IN PIT	1:26.597 P	82.27	15.356	10:33:08.046

P20 14 GTH Greystone GT			McLaren 570S GT4				
IDEAL LAP TIME : 1:11.346 BEST LAP TIME : 1:11.346			DIFFERENCE : 0.000				
D1: Phillip CARTER D2: Michael BROADHURST (P)							
LAP	SECTOR 1	SECTOR 2	SECTOR 3	LAP TIME	MPH	DIFF	TIME OF DAY
1 - D1	20.707	38.115	12.524	1:11.346 (1)	99.86		10:24:34.968
2 - D1	20.711	39.012	IN PIT	1:15.219 P	94.71	3.873	10:25:50.187
3 - D1	OUTLAP	39.883	13.108	3:02.199	39.10	1:50.853	10:28:52.386
4 - D1	21.600	38.836	13.662	1:14.098	96.15	2.752	10:30:06.484
5 - D1	21.085	38.791	12.826	1:12.702 (2)	97.99	1.356	10:31:19.186
6 - D1	21.034	39.709	13.205	1:13.948 (3)	96.34	2.602	10:32:33.134

GT Cup Championship

SUNDAY PRACTICE - SECTOR ANALYSIS



SECTOR 1 = FL to I1, SECTOR 2 = I1 to I2, SECTOR 3 = I2 to FL, DIFF = Difference To Personal Best Lap, P = Crossed Finish Line in Pit Lane, D = Time Disallowed

P21 78 GTH Fox Motorsport				McLaren 570S GT4			
IDEAL LAP TIME : 1:11.366		BEST LAP TIME : 1:11.509		DIFFERENCE : 0.143			
D1: Tim DOCKER		D2: Jordan ALBERT (P)					
LAP	SECTOR 1	SECTOR 2	SECTOR 3	LAP TIME	MPH	DIFF	TIME OF DAY
1 - D1	20.638	38.231	12.640	1:11.509 (1)	99.63		10:24:45.116
2 - D1	20.495	38.336	IN PIT	1:13.547 P	96.87	2.038	10:25:58.663
3 - D1	OUTLAP	40.801	13.059	3:23.877	34.94	2:12.368	10:29:22.540
4 - D1	21.035	38.621	14.549	1:14.205 (2)	96.01	2.696	10:30:36.745
5 - D1	26.384	45.039	13.445	1:24.868 (3)	83.94	13.359	10:32:01.613
6 - D1	21.176	44.112	IN PIT	1:23.042 P	85.79	11.533	10:33:24.655

P22 77 GTH Greystone GT				McLaren 570S GT4			
IDEAL LAP TIME : 1:11.416		BEST LAP TIME : 1:11.523		DIFFERENCE : 0.107			
D1: Mark HOPTON		D2: Euan HANKEY (P)					
LAP	SECTOR 1	SECTOR 2	SECTOR 3	LAP TIME	MPH	DIFF	TIME OF DAY
1 - D1	20.581	38.458	12.484	1:11.523 (1)	99.61		10:24:35.998
2 - D1	20.832	38.351	12.897	1:12.080 (2)	98.84	0.557	10:25:48.078
3 - D1	20.697	38.455	IN PIT	1:14.914 P	95.10	3.391	10:27:02.992
4 - D1	OUTLAP	41.283	13.598	3:08.510	37.79	1:56.987	10:30:11.502
5 - D1	22.401	39.772	13.000	1:15.173	94.77	3.650	10:31:26.675
6 - D1	20.986	40.621	12.973	1:14.580 (3)	95.53	3.057	10:32:41.255

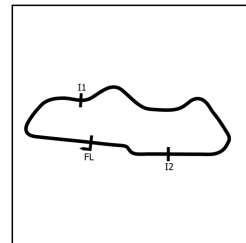
P23 80 GTH Greystone GT				McLaren 570S GT4			
IDEAL LAP TIME : 1:11.326		BEST LAP TIME : 1:12.001		DIFFERENCE : 0.675			
D1: Ron TRENKA		D2: Jon LANCASTER (P)					
LAP	SECTOR 1	SECTOR 2	SECTOR 3	LAP TIME	MPH	DIFF	TIME OF DAY
1 - D1	20.650	38.402	12.949	1:12.001 (1)	98.95		10:24:31.430
2 - D1	20.492	37.885	IN PIT	1:14.416 P	95.74	2.415	10:25:45.846
3 - D1	OUTLAP	42.005	13.108	3:53.099	30.56	2:41.098	10:29:38.945
4 - D1	21.207	40.185	13.359	1:14.751 (2)	95.31	2.750	10:30:53.696
5 - D1	21.526	58.717	IN PIT	1:40.107 P	71.17	28.106	10:32:33.803

P24 39 GTH Track Focused				Mercedes AMG GT4			
IDEAL LAP TIME : 1:10.798		BEST LAP TIME : 1:12.149		DIFFERENCE : 1.351			
D1: Darren KELL		D2: James KELL (PS)					
LAP	SECTOR 1	SECTOR 2	SECTOR 3	LAP TIME	MPH	DIFF	TIME OF DAY
1 - D1	20.944	38.953	13.600	1:13.497 (3)	96.93	1.348	10:24:55.905
2 - D1	21.318	39.611	IN PIT	1:17.847 P	91.52	5.698	10:26:13.752
3 - D1	OUTLAP	38.746	12.503	2:50.768	41.72	1:38.619	10:29:04.520
4 - D1	20.616	37.679	13.854	1:12.149 (1)	98.74		10:30:16.669
5 - D1	20.754	39.283	13.121	1:13.158 (2)	97.38	1.009	10:31:29.827
6 - D1	21.597	39.219	IN PIT	1:17.468 P	91.96	5.319	10:32:47.295

P25 25 GTH Paddock Motorsport				McLaren 570S GT4			
IDEAL LAP TIME : 1:12.236		BEST LAP TIME : 1:12.500		DIFFERENCE : 0.264			
D1: Kavi JUNDU		D2: Adam HATFIELD (PS)					
LAP	SECTOR 1	SECTOR 2	SECTOR 3	LAP TIME	MPH	DIFF	TIME OF DAY
1 - D1	21.030	38.653	12.817	1:12.500 (1)	98.27		10:25:37.969
2 - D1	20.766	38.664	13.664	1:13.094 (2)	97.47	0.594	10:26:51.063
3 - D1	22.205	39.244	IN PIT	1:17.612 P	91.79	5.112	10:28:08.675
4 - D1	OUTLAP	39.589	13.429	3:24.171	34.89	2:11.671	10:31:32.846
5 - D1	21.081	40.006	13.071	1:14.158 (3)	96.07	1.658	10:32:47.004

GT Cup Championship

SUNDAY PRACTICE - SECTOR ANALYSIS



SECTOR 1 = FL to I1, SECTOR 2 = I1 to I2, SECTOR 3 = I2 to FL, DIFF = Difference To Personal Best Lap, P = Crossed Finish Line in Pit Lane, D = Time Disallowed

P26 50 GTH		Valluga Racing		Porsche Cayman 718 RS Clubsport			
IDEAL LAP TIME : 1:11.512		BEST LAP TIME : 1:12.558		DIFFERENCE : 1.046			
D1: James WALLIS		D2: Sam MAHER-LOUGHNAN (
LAP	SECTOR 1	SECTOR 2	SECTOR 3	LAP TIME	MPH	DIFF	TIME OF DAY
1 - D1	21.317	38.710	13.188	1:13.215 (3)	97.31	0.657	10:24:49.897
2 - D1	20.861	38.476	IN PIT	1:14.190 P	96.03	1.632	10:26:04.087
3 - D1	OUTLAP	38.672	12.972	2:45.423	43.06	1:32.865	10:28:49.510
4 - D1	21.692	39.747	13.062	1:14.501	95.63	1.943	10:30:04.011
5 - D1	21.327	38.348	12.883	1:12.558 (1)	98.19		10:31:16.569
6 - D1	20.510	38.119	14.211	1:12.840 (2)	97.81	0.282	10:32:29.409

P27 26 GTH Paddock Motorsport			McLaren 570S GT4				
IDEAL LAP TIME : 1:12.417		BEST LAP TIME : 1:12.898		DIFFERENCE : 0.481			
D1: Tehmur CHOCHAN		D2: Tom ROCHE (PS)					
LAP	SECTOR 1	SECTOR 2	SECTOR 3	LAP TIME	MPH	DIFF	TIME OF DAY
1 - D1	21.096	39.221	12.721	1:13.038 (2)	97.54	0.140	10:25:36.665
2 - D1	21.176	39.038	13.172	1:13.386 (3)	97.08	0.488	10:26:50.051
3 - D1	21.415	39.643	IN PIT	1:17.060 P	92.45	4.162	10:28:07.111
4 - D1	OUTLAP	39.210	12.893	3:41.019	32.23	2:28.121	10:31:48.130
5 - D1	20.902	38.794	13.202	1:12.898 (1)	97.73		10:33:01.028

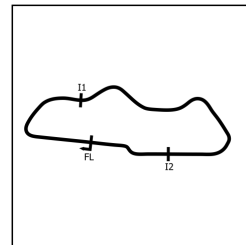
P28	69	GTH	Make Happen Racing	Mercedes AMG GT4			
IDEAL LAP TIME : 1:12.647		BEST LAP TIME : 1:13.075		DIFFERENCE : 0.428			
D1: Stephen WALTON		D2: Chris HART					
LAP	SECTOR 1	SECTOR 2	SECTOR 3	LAP TIME	MPH	DIFF	TIME OF DAY
1 - D1	21.327	40.136	13.268	1:14.731	95.33	1.656	10:24:32.839
2 - D1	20.796	39.437	13.863	1:14.096	96.15	1.021	10:25:46.935
3 - D1	21.023	39.107	13.704	1:13.834	96.49	0.759	10:27:00.769
4 - D1	21.100	39.118	13.253	1:13.471 (2)	96.97	0.396	10:28:14.240
5 - D1	20.846	39.204	13.690	1:13.740 (3)	96.61	0.665	10:29:27.980
6 - D1	20.925	39.031	13.119	1:13.075 (1)	97.49		10:30:41.055
7 - D1	20.497	39.663	14.214	1:14.374	95.79	1.299	10:31:55.429
8 - D1	20.905	39.658	IN PIT	1:18.470 P	90.79	5.395	10:33:13.899

P29	13	GTC	Team Webb	Lamborghini Super Trofeo			
IDEAL LAP TIME : 1:12.748		BEST LAP TIME : 1:13.807		DIFFERENCE : 1.059			
D1: James WEBB		D2: Tom WEBB					
LAP	SECTOR 1	SECTOR 2	SECTOR 3	LAP TIME	MPH	DIFF	TIME OF DAY
1 - D1	23.886	43.412	15.358	1:22.656	86.19	8.849	10:25:18.078
2 - D1	22.817	41.333	14.668	1:18.818 (3)	90.39	5.011	10:26:36.896
3 - D1	22.528	44.510	IN PIT	1:26.910 P	81.97	13.103	10:28:03.806
4 - D1	OUTLAP	39.176	13.344	2:25.415	48.99	1:11.608	10:30:29.221
5 - D1	20.228	39.457	14.122	1:13.807 (1)	96.53		10:31:43.028
6 - D1	20.956	41.138	15.593	1:17.687 (2)	91.70	3.880	10:33:00.715

P30 17 GTH Orange Racing powered by JMH				Mclaren 570S GT4			
IDEAL LAP TIME : 1:13.996		BEST LAP TIME : 1:13.996		DIFFERENCE : 0.000			
D1: Russell LINDSAY		D2: Patrick COLLINS					
LAP	SECTOR 1	SECTOR 2	SECTOR 3	LAP TIME	MPH	DIFF	TIME OF DAY
1 - D1	24.054	44.867	14.692	1:23.613	85.20	9.617	10:25:10.752
2 - D1	22.037	40.691	13.741	1:16.469	93.17	2.473	10:26:27.221
3 - D1	21.825	39.796	13.434	1:15.055 (2)	94.92	1.059	10:27:42.276
4 - D1	21.957	41.741	13.752	1:17.450	91.99	3.454	10:28:59.726
5 - D1	21.201	39.446	13.349	1:13.996 (1)	96.28		10:30:13.722
6 - D1	21.384	39.878	14.428	1:15.690 (3)	94.12	1.694	10:31:29.412
7 - D1	22.295	43.882	13.842	1:20.019	89.03	6.023	10:32:49.431

GT Cup Championship

SUNDAY PRACTICE - SECTOR ANALYSIS



SECTOR 1 = FL to I1, SECTOR 2 = I1 to I2, SECTOR 3 = I2 to FL, DIFF = Difference To Personal Best Lap, P = Crossed Finish Line in Pit Lane, D = Time Disallowed

P31 30 GTH Make Happen Racing			Ginetta G55 GT4				
IDEAL LAP TIME : 1:13.966		BEST LAP TIME : 1:14.048		DIFFERENCE : 0.082			
D1: Greg EVANS		D2: Neil BURROUGHS					
LAP	SECTOR 1	SECTOR 2	SECTOR 3	LAP TIME	MPH	DIFF	TIME OF DAY
1 - D1	23.230	42.262	1:43.581	2:49.073	42.13	1:35.025	10:26:24.634
2 - D1	25.190	41.226	13.711	1:20.127	88.91	6.079	10:27:44.761
3 - D1	21.603	40.005	13.788	1:15.396	94.49	1.348	10:29:00.157
4 - D1	21.173	39.602	13.273	1:14.048 (1)	96.21		10:30:14.205
5 - D1	21.290	39.520	13.698	1:14.508 (2)	95.62	0.460	10:31:28.713
6 - D1	21.847	39.806	13.358	1:15.011 (3)	94.98	0.963	10:32:43.724

P32 96 GTH Make Happen Racing			Mercedes AMG GT4				
IDEAL LAP TIME : 1:13.992		BEST LAP TIME : 1:14.137		DIFFERENCE : 0.145			
D1: Jon CURRIE							
LAP	SECTOR 1	SECTOR 2	SECTOR 3	LAP TIME	MPH	DIFF	TIME OF DAY
1 - D1	21.792	40.975	13.140	1:15.907 (3)	93.86	1.770	10:25:03.929
2 - D1	21.058	39.898	13.545	1:14.501 (2)	95.63	0.364	10:26:18.430
3 - D1	21.826	40.130	14.575	1:16.531	93.09	2.394	10:27:34.961
4 - D1	21.179	39.794	13.164	1:14.137 (1)	96.10		10:28:49.098
5 - D1	21.815	40.366	13.960	1:16.141	93.57	2.004	10:30:05.239
6 - D1	23.199	40.672	IN PIT	1:20.636 P	88.35	6.499	10:31:25.875

P33 91 GTH 24-7 Motorsport			Audi R8 LMS GT4				
IDEAL LAP TIME : 1:12.124		BEST LAP TIME : 1:14.205		DIFFERENCE : 2.081			
D1: David FRANKLAND		D2: Adriano MEDEIROS (P)					
LAP	SECTOR 1	SECTOR 2	SECTOR 3	LAP TIME	MPH	DIFF	TIME OF DAY
1 - D1	21.655	40.053	14.604	1:16.312 (2)	93.36	2.107	10:25:20.918
2 - D1	21.693	42.978	14.674	1:19.345 (3)	89.79	5.140	10:26:40.263
3 - D1	22.267	39.132	IN PIT	1:17.621 P	91.78	3.416	10:27:57.884
4 - D1	OUTLAP	39.544	13.082	2:41.903	44.00	1:27.698	10:30:39.787
5 - D1	20.703	40.324	13.178	1:14.205 (1)	96.01		10:31:53.992
6 - D1	20.560	38.482	IN PIT	1:16.190 P	93.51	1.985	10:33:10.182

P34 51 GTH Valluga Racing			Porsche Cayman Clubsport GT4				
IDEAL LAP TIME : 1:12.774		BEST LAP TIME : 1:14.675		DIFFERENCE : 1.901			
D1: Neil MACLENNAN		D2: Cameron FENTON					
LAP	SECTOR 1	SECTOR 2	SECTOR 3	LAP TIME	MPH	DIFF	TIME OF DAY
1 - D1	21.376	40.609	12.913	1:14.898 (2)	95.12	0.223	10:24:53.103
2 - D1	21.081	38.802	IN PIT	1:17.869 P	91.49	3.194	10:26:10.972
3 - D1	OUTLAP	42.616	13.476	2:45.959	42.93	1:31.284	10:28:56.931
4 - D1	21.579	40.630	13.847	1:16.056	93.67	1.381	10:30:12.987
5 - D1	21.473	40.085	13.946	1:15.504 (3)	94.36	0.829	10:31:28.491
6 - D1	21.744	40.040	12.891	1:14.675 (1)	95.40		10:32:43.166

P35 10 GTC		Motus One/Team Hard		Porsche 991.2			
IDEAL LAP TIME : 1:16.356		BEST LAP TIME : 1:17.082		DIFFERENCE : 0.726			
D1: Chris MURPHY		D2: James TAYLOR					
LAP	SECTOR 1	SECTOR 2	SECTOR 3	LAP TIME	MPH	DIFF	TIME OF DAY
1 - D1	22.567	42.969	16.715	1:22.251	86.62	5.169	10:25:20.003
2 - D1	22.277	42.864	14.659	1:19.800	89.28	2.718	10:26:39.803
3 - D1	23.569	42.428	14.746	1:20.743	88.23	3.661	10:28:00.546
4 - D1	21.963	41.708	14.792	1:18.463 (3)	90.80	1.381	10:29:19.009
5 - D1	22.088	40.779	14.545	1:17.412 (2)	92.03	0.330	10:30:36.421
6 - D1	22.389	41.949	15.145	1:19.483	89.63	2.401	10:31:55.904
7 - D1	22.440	41.028	13.614	1:17.082 (1)	92.42		10:33:12.986

GT Cup Championship

SUNDAY PRACTICE - BEST SECTORS

SECTOR 1				SECTOR 2				SECTOR 3				IDEAL / BEST COMPARISON			
POS	NO	NAME	TIME	NO	NAME	TIME	NO	NAME	TIME	POS	NO	NAME	IDEAL	BEST	DIFF
												PERFECT LAP	1:04.268		
1	23	Greystone GT	18.642	16	Ram Racing	34.288	8	Abba Racing	11.338	1	8	Abba Racing	1:04.531	1:04.531	0.000
2	16	Ram Racing	18.734	8	Abba Racing	34.318	23	Greystone GT	11.510	2	23	Greystone GT	1:04.690	1:04.690	0.000
3	4	Tecserve	18.755	23	Greystone GT	34.538	4	Tecserve	11.620	3	16	Ram Racing	1:04.741	1:05.079	0.338
4	11	Ram Racing	18.799	66	Enduro Motorsport	34.784	16	Ram Racing	11.719	4	66	Enduro Motorsport	1:05.346	1:05.793	0.447
5	66	Enduro Motorsport	18.812	11	Ram Racing	34.897	66	Enduro Motorsport	11.750	5	4	Tecserve	1:05.370	1:05.872	0.502
6	8	Abba Racing	18.875	4	Tecserve	34.995	67	Orange Racing powered by JMH	11.943	6	11	Ram Racing	1:05.760	1:05.849	0.089
7	67	Orange Racing powered by JMH	19.014	67	Orange Racing powered by JMH	35.291	7	Raw Motorsport	11.963	7	67	Orange Racing powered by JMH	1:06.248	1:06.400	0.152
8	7	Raw Motorsport	19.081	7	Raw Motorsport	35.491	6	Century Motorsport	12.016	8	7	Raw Motorsport	1:06.535	1:06.553	0.018
9	61	Scott Sport	19.239	6	Century Motorsport	36.125	56	FF Corse	12.034	9	6	Century Motorsport	1:07.665	1:08.869	1.204
10	56	FF Corse	19.476	247	Racelab	36.256	11	Ram Racing	12.064	10	56	FF Corse	1:08.065	1:08.508	0.443
11	247	Racelab	19.489	33	G-Cat Racing	36.498	61	Scott Sport	12.317	11	61	Scott Sport	1:08.081	1:10.005	1.924
12	6	Century Motorsport	19.524	61	Scott Sport	36.525	33	G-Cat Racing	12.372	12	33	G-Cat Racing	1:08.413	1:08.413	0.000
13	33	G-Cat Racing	19.543	56	FF Corse	36.555	52	Valluga Racing	12.382	13	247	Racelab	1:08.953	1:09.263	0.310
14	38	Simpson Motorsport	19.694	28	SB Race Engineering	36.686	44	Paddock Motorsport	12.417	14	38	Simpson Motorsport	1:09.115	1:09.355	0.240
15	28	SB Race Engineering	19.877	38	Simpson Motorsport	36.927	77	Greystone GT	12.484	15	28	SB Race Engineering	1:09.262	1:09.655	0.393
16	44	Paddock Motorsport	19.889	44	Paddock Motorsport	37.081	38	Simpson Motorsport	12.494	16	44	Paddock Motorsport	1:09.387	1:11.236	1.849
17	3	Topcats Racing	19.905	3	Topcats Racing	37.109	39	Track Focused	12.503	17	3	Topcats Racing	1:09.781	1:10.099	0.318
18	9	Topcats Racing	20.038	39	Track Focused	37.679	14	Greystone GT	12.524	18	9	Topcats Racing	1:10.447	1:11.241	0.794
19	13	Team Webb	20.228	9	Topcats Racing	37.754	78	Fox Motorsport	12.640	19	52	Valluga Racing	1:10.763	1:10.763	0.000
20	52	Valluga Racing	20.486	80	Greystone GT	37.885	9	Topcats Racing	12.655	20	39	Track Focused	1:10.798	1:12.149	1.351
21	80	Greystone GT	20.492	52	Valluga Racing	37.895	28	SB Race Engineering	12.699	21	80	Greystone GT	1:11.326	1:12.001	0.675
22	78	Fox Motorsport	20.495	14	Greystone GT	38.115	26	Paddock Motorsport	12.721	22	14	Greystone GT	1:11.346	1:11.346	0.000
23	69	Make Happen Racing	20.497	50	Valluga Racing	38.119	3	Topcats Racing	12.767	23	78	Fox Motorsport	1:11.366	1:11.509	0.143
24	50	Valluga Racing	20.510	78	Fox Motorsport	38.231	25	Paddock Motorsport	12.817	24	77	Greystone GT	1:11.416	1:11.523	0.107
25	91	24-7 Motorsport	20.560	77	Greystone GT	38.351	50	Valluga Racing	12.883	25	50	Valluga Racing	1:11.512	1:12.558	1.046
26	77	Greystone GT	20.581	91	24-7 Motorsport	38.482	51	Valluga Racing	12.891	26	91	24-7 Motorsport	1:12.124	1:14.205	2.081
27	39	Track Focused	20.616	25	Paddock Motorsport	38.653	80	Greystone GT	12.949	27	25	Paddock Motorsport	1:12.236	1:12.500	0.264
28	14	Greystone GT	20.707	26	Paddock Motorsport	38.794	91	24-7 Motorsport	13.082	28	26	Paddock Motorsport	1:12.417	1:12.898	0.481
29	25	Paddock Motorsport	20.766	51	Valluga Racing	38.802	69	Make Happen Racing	13.119	29	69	Make Happen Racing	1:12.647	1:13.075	0.428
30	26	Paddock Motorsport	20.902	69	Make Happen Racing	39.031	96	Make Happen Racing	13.140	30	13	Team Webb	1:12.748	1:13.807	1.059
31	96	Make Happen Racing	21.058	13	Team Webb	39.176	247	Racelab	13.208	31	51	Valluga Racing	1:12.774	1:14.675	1.901
32	51	Valluga Racing	21.081	17	Orange Racing powered by JMH	39.446	30	Make Happen Racing	13.273	32	30	Make Happen Racing	1:13.966	1:14.048	0.082
33	30	Make Happen Racing	21.173	30	Make Happen Racing	39.520	13	Team Webb	13.344	33	96	Make Happen Racing	1:13.992	1:14.137	0.145
34	17	Orange Racing powered by JMH	21.201	96	Make Happen Racing	39.794	17	Orange Racing powered by JMH	13.349	34	17	Orange Racing powered by JMH	1:13.996	1:13.996	0.000
35	10	Motus One/Team Hard	21.963	10	Motus One/Team Hard	40.779	10	Motus One/Team Hard	13.614	35	10	Motus One/Team Hard	1:16.356	1:17.082	0.726

GT Cup Championship

SUNDAY PRACTICE - STATISTICS

Competitors Started	35
Planned Start	2022-04-10 @ 10:30:00.000
Actual Start	2022-04-10 @ 10:22:02.463
Finish Time	2022-04-10 @ 10:32:02.286
Track Length	1.9790mi.
Total Laps	215
Total Distance Covered	425.4994mi.

Session Fastest Lap History

NO	CL	NAME	LAP TIME	TIME OF DAY	LAP	VEHICLE
16	GT3	Ram Racing	1:08.780	10:24:17.453	1	Mercedes AMG GT3
11	GT3	Ram Racing	1:05.849	10:24:21.044	1	Mercedes AMG GT3
16	GT3	Ram Racing	1:05.570	10:27:42.631	4	Mercedes AMG GT3
16	GT3	Ram Racing	1:05.079	10:29:55.112	6	Mercedes AMG GT3
8	GT3	Abba Racing	1:04.531	10:31:06.659	5	Mercedes AMG GT3

Flag History

TYPE	TIME OF DAY
GREEN	10:22:02.463
FINISH	10:32:02.286

Flag Statistics

TYPE	COUNT	TOTAL LAPS	TOTAL TIME
Green	1	8	12:38.653
Red	0	0	0.000
Safety Car	0	0	0.000
FCY	0	0	0.000

GT Cup Championship

SUNDAY PRACTICE - STATISTICS

CLASS : GT3

10 Starters

Fastest Lap History

NO	NAME	LAP TIME	TIME OF DAY	LAP	VEHICLE
16	Ram Racing	1:08.780	10:24:17.453	1	Mercedes AMG GT3
11	Ram Racing	1:05.849	10:24:21.044	1	Mercedes AMG GT3
16	Ram Racing	1:05.570	10:27:42.631	4	Mercedes AMG GT3
16	Ram Racing	1:05.079	10:29:55.112	6	Mercedes AMG GT3
8	Abba Racing	1:04.531	10:31:06.659	5	Mercedes AMG GT3

GT Cup Championship

SUNDAY PRACTICE - STATISTICS

CLASS : GTC

7 Starters

Fastest Lap History

NO	NAME	LAP TIME	TIME OF DAY	LAP	VEHICLE
6	Century Motorsport	1:08.869	10:24:36.442	1	Ginetta G56 Supercup
56	FF Corse	1:08.820	10:29:01.339	4	Ferrari Challenge 488 EVO
56	FF Corse	1:08.508	10:31:21.351	6	Ferrari Challenge 488 EVO

GT Cup Championship

SUNDAY PRACTICE - STATISTICS

CLASS : GTH

15 Starters

Fastest Lap History

NO	NAME	LAP TIME	TIME OF DAY	LAP	VEHICLE
80	Greystone GT	1:12.001	10:24:31.432	1	Mclaren 570S GT4
14	Greystone GT	1:11.346	10:24:34.969	1	Mclaren 570S GT4
52	Valluga Racing	1:10.763	10:24:37.114	1	Porsche Cayman Clubsport GT4

GT Cup Championship

SUNDAY PRACTICE - STATISTICS

CLASS : GTO

3 Starters

Fastest Lap History

NO	NAME	LAP TIME	TIME OF DAY	LAP	VEHICLE
7	Raw Motorsport	1:13.021	10:25:05.553	1	Radical RXC
7	Raw Motorsport	1:09.449	10:26:15.002	2	Radical RXC
7	Raw Motorsport	1:06.934	10:27:21.936	3	Radical RXC
7	Raw Motorsport	1:06.553	10:28:28.488	4	Radical RXC

GT Cup Championship

SUNDAY QUALIFYING (GROUP 2) - CLASSIFICATION

POS	NO	TEAM / DRIVERS	CAR	TIME	ON	LAPS	GAP	DIFF	MPH
1	39	Track Focused Darren KELL / James KELL (PS)	Mercedes AMG GT4	1:10.095	5	6			101.64
2	50	Valluga Racing James WALLIS / Sam MAHER-LOUGHNAN (PS)	Porsche Cayman 718 RS Clubsport	1:10.446	2	2	0.351	0.351	101.13
3	69	Make Happen Racing Stephen WALTON / Chris HART	Mercedes AMG GT4	1:10.586	6	6	0.491	0.140	100.93
4	17 *	Orange Racing powered by JMH Russell LINDSAY / Patrick COLLINS	Mclaren 570S GT4	1:10.857	4	6	0.762	0.271	100.54
5	78 *	Fox Motorsport Tim DOCKER / Jordan ALBERT (P)	Mclaren 570S GT4	1:10.960	6	6	0.865	0.103	100.40
6	96	Make Happen Racing Jon CURRIE	Mercedes AMG GT4	1:11.053	7	7	0.958	0.093	100.27
7	52	Valluga Racing Chris BATES / Darren BURKE (P)	Porsche Cayman Clubsport GT4	1:11.113	1	6	1.018	0.060	100.18
8	26 *	Paddock Motorsport Tehmur CHOCHAN / Tom ROCHE (PS)	Mclaren 570S GT4	1:11.474	3	4	1.379	0.361	99.68
9	14 *	Greystone GT Phillip CARTER / Michael BROADHURST (P)	Mclaren 570S GT4	1:11.943	2	6	1.848	0.469	99.03
10	77	Greystone GT Mark HOPTON / Euan HANKEY (P)	Mclaren 570S GT4	1:12.212	3	4	2.117	0.269	98.66
11	51	Valluga Racing Neil MACLENNAN / Cameron FENTON	Porsche Cayman Clubsport GT4	1:12.259	6	6	2.164	0.047	98.59
12	25	Paddock Motorsport Kavi JUNDU / Adam HATFIELD (PS)	Mclaren 570S GT4	1:12.556	4	4	2.461	0.297	98.19
13	80 *	Greystone GT Ron TRENKA / Jon LANCASTER (P)	Mclaren 570S GT4	1:16.619	3	4	6.524	4.063	92.98
14	91 *	24-7 Motorsport David FRANKLAND / Adriano MEDEIROS (P)	Audi R8 LMS GT4	1:16.766	4	5	6.671	0.147	92.80
15	30	Make Happen Racing Greg EVANS / Neil BURROUGHS	Ginetta G55 GT4		0	0			

No. 14, 17, 26, 78, 80, 91 - 1 Lap time disallowed; exceeding track limits.

Weather / Track : Sunny / Dry

These results are provisional until the conclusion of any judicial and technical matters.

Donington Park National: 1.9790 miles

Date: 10/04/2022 Start: 10:37 Finish: 10:51

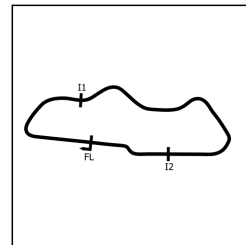
Clerk Of Course : Simon Gnana-Pragasam

Stewards :

Timekeeper : Nick Palmer

GT Cup Championship

SUNDAY QUALIFYING (GROUP 2) - SECTOR ANALYSIS



SECTOR 1 = FL to I1, SECTOR 2 = I1 to I2, SECTOR 3 = I2 to FL, DIFF = Difference To Personal Best Lap, P = Crossed Finish Line in Pit Lane, D = Time Disallowed

P1 39 GTH Track Focused		Mercedes AMG GT4					
IDEAL LAP TIME : 1:09.696		BEST LAP TIME : 1:10.095		DIFFERENCE : 0.399			
D1: Darren KELL		D2: James KELL (PS)					
LAP	SECTOR 1	SECTOR 2	SECTOR 3	LAP TIME	MPH	DIFF	TIME OF DAY
1 - D1	21.220	40.926	14.284	1:16.430	93.21	6.335	10:40:45.605
2 - D1	20.290	37.334	12.596	1:10.220 (2)	101.46	0.125	10:41:55.825
3 - D1	OUTLAP	43.895	12.716	6:34.927	18.04	5:24.832	10:48:30.752
4 - D1	20.395	37.475	12.358	1:10.228 (3)	101.45	0.133	10:49:40.980
5 - D1	20.493	37.354	12.248	1:10.095 (1)	101.64		10:50:51.075
6 - D1	20.114	41.258	IN PIT	1:17.882 P	91.47	7.787	10:52:08.957

P2 50 GTH Valluga Racing		Porsche Cayman 718 RS Clubsport					
IDEAL LAP TIME : 1:10.164		BEST LAP TIME : 1:10.446		DIFFERENCE : 0.282			
D1: James WALLIS		D2: Sam MAHER-LOUGHNAN (
LAP	SECTOR 1	SECTOR 2	SECTOR 3	LAP TIME	MPH	DIFF	TIME OF DAY
1 - D1	20.285	38.807	16.902	1:15.994 (2)	93.75	5.548	10:40:17.449
2 - D1	20.567	37.400	12.479	1:10.446 (1)	101.13		10:41:27.895

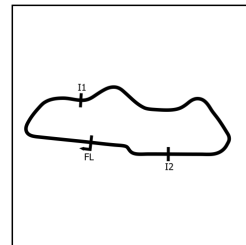
P3 69 GTH Make Happen Racing			Mercedes AMG GT4				
IDEAL LAP TIME : 1:10.379		BEST LAP TIME : 1:10.586		DIFFERENCE : 0.207			
D1: Stephen WALTON		D2: Chris HART					
LAP	SECTOR 1	SECTOR 2	SECTOR 3	LAP TIME	MPH	DIFF	TIME OF DAY
1 - D1	20.394	38.022	12.624	1:11.040 (2)	100.29	0.454	10:40:03.329
2 - D1	20.191	41.897	12.633	1:14.721	95.34	4.135	10:41:18.050
3 - D1	OUTLAP	40.273	14.461	6:58.211	17.03	5:47.625	10:48:16.261
4 - D1	20.557	38.040	13.205	1:11.802 (3)	99.22	1.216	10:49:28.063
5 - D1	22.724	38.914	12.968	1:14.606	95.49	4.020	10:50:42.669
6 - D1	20.398	37.726	12.462	1:10.586 (1)	100.93		10:51:53.255

P4 17 GTH		Orange Racing powered by JMH		Mclaren 570S GT4			
IDEAL LAP TIME : 1:10.806		BEST LAP TIME : 1:10.857		DIFFERENCE : 0.051			
D1: Russell LINDSAY		D2: Patrick COLLINS					
LAP	SECTOR 1	SECTOR 2	SECTOR 3	LAP TIME	MPH	DIFF	TIME OF DAY
1 - D1	20.732	38.470	12.673	1:11.875	99.12	1.018	10:41:18.926
2 - D1	OUTLAP	41.652	13.596	6:46.977	17.50	5:36.120	10:48:05.903
3 - D1	20.475	37.966	12.607	1:11.048 (2)	100.27	0.191	10:49:16.951
4 - D1	20.467	38.017	12.373	1:10.857 (1)	100.54		10:50:27.808
5 - D1	20.515	42.249	12.818	1:15.582 D	94.26	4.725	10:51:43.390
6 - D1	20.585	38.364	12.391	1:11.340 (3)	99.86	0.483	10:52:54.730

P5 78 GTH Fox Motorsport		Mclaren 570S GT4					
IDEAL LAP TIME : 1:10.941		BEST LAP TIME : 1:10.960		DIFFERENCE : 0.019			
D1: Tim DOCKER		D2: Jordan ALBERT (P)					
LAP	SECTOR 1	SECTOR 2	SECTOR 3	LAP TIME	MPH	DIFF	TIME OF DAY
1 - D1	20.835	37.998	12.558	1:11.391 (2)	99.79	0.431	10:39:39.594
2 - D1	20.991	51.177	18.476	1:30.644 D	78.60	19.684	10:41:10.238
3 - D1	OUTLAP	43.902	14.931	7:03.726	16.81	5:52.766	10:48:13.964
4 - D1	21.020	49.447	13.750	1:24.217	84.59	13.257	10:49:38.181
5 - D1	20.757	38.100	12.557	1:11.414 (3)	99.76	0.454	10:50:49.595
6 - D1	20.455	38.017	12.488	1:10.960 (1)	100.40		10:52:00.555

GT Cup Championship

SUNDAY QUALIFYING (GROUP 2) - SECTOR ANALYSIS



SECTOR 1 = FL to I1, SECTOR 2 = I1 to I2, SECTOR 3 = I2 to FL, DIFF = Difference To Personal Best Lap, P = Crossed Finish Line in Pit Lane, D = Time Disallowed

P6	96 GTH	Make Happen Racing	Mercedes AMG GT4				
IDEAL LAP TIME : 1:11.053		BEST LAP TIME : 1:11.053		DIFFERENCE : 0.000			
D1: Jon CURRIE							
LAP	SECTOR 1	SECTOR 2	SECTOR 3	LAP TIME	MPH	DIFF	TIME OF DAY
1 - D1	20.825	38.238	12.806	1:11.869	99.13	0.816	10:39:31.470
2 - D1	20.457	38.071	12.814	1:11.342 (3)	99.86	0.289	10:40:42.812
3 - D1	20.463	38.087	12.780	1:11.330 (2)	99.88	0.277	10:41:54.142
4 - D1	OUTLAP	42.337	14.256	6:25.035	18.50	5:13.982	10:48:19.177
5 - D1	20.757	39.006	12.989	1:12.752	97.93	1.699	10:49:31.929
6 - D1	20.600	38.260	13.522	1:12.382	98.43	1.329	10:50:44.311
7 - D1	20.439	37.959	12.655	1:11.053 (1)	100.27		10:51:55.364

P7	52 GTH	Valluga Racing	Porsche Cayman Clubsport GT4				
IDEAL LAP TIME : 1:10.857		BEST LAP TIME : 1:11.113		DIFFERENCE : 0.256			
D1: Chris BATES		D2: Darren BURKE (P)					
LAP	SECTOR 1	SECTOR 2	SECTOR 3	LAP TIME	MPH	DIFF	TIME OF DAY
1 - D1	20.425	38.110	12.578	1:11.113 (1)	100.18		10:40:02.971
2 - D1	20.310	40.318	12.557	1:13.185	97.35	2.072	10:41:16.156
3 - D1	OUTLAP	42.522	12.869	7:10.434	16.55	5:59.321	10:48:26.590
4 - D1	20.650	38.014	13.479	1:12.143 (3)	98.75	1.030	10:49:38.733
5 - D1	20.657	38.233	12.533	1:11.423 (2)	99.75	0.310	10:50:50.156
6 - D1	20.572	39.977	IN PIT	1:16.476 P	93.16	5.363	10:52:06.632

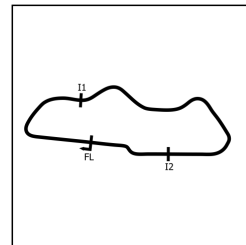
P8	26 GTH	Paddock Motorsport	Mclaren 570S GT4				
IDEAL LAP TIME : 1:11.268		BEST LAP TIME : 1:11.474		DIFFERENCE : 0.206			
D1: Tehmur CHOCHAN		D2: Tom ROCHE (PS)					
LAP	SECTOR 1	SECTOR 2	SECTOR 3	LAP TIME	MPH	DIFF	TIME OF DAY
1 - D2	OUTLAP	45.597	14.306	6:59.961	16.96	5:48.487	10:48:42.533
2 - D2	20.698	38.389	12.451	1:11.538 (2)	99.59	0.064	10:49:54.071
3 - D2	20.724	38.278	12.472	1:11.474 (1)	99.68		10:51:05.545
4 - D2	20.664	38.241	12.363	1:11.268 D	99.96		10:52:16.813

P9	14 GTH	Greystone GT	Mclaren 570S GT4				
IDEAL LAP TIME : 1:11.395		BEST LAP TIME : 1:11.943		DIFFERENCE : 0.548			
D1: Phillip CARTER		D2: Michael BROADHURST (P)					
LAP	SECTOR 1	SECTOR 2	SECTOR 3	LAP TIME	MPH	DIFF	TIME OF DAY
1 - D1	21.129	38.889	12.780	1:12.798	97.86	0.855	10:40:11.977
2 - D1	20.592	38.192	13.159	1:11.943 (1)	99.03		10:41:23.920
3 - D1	OUTLAP	44.783	17.392	6:56.607	17.10	5:44.664	10:48:20.527
4 - D1	21.019	38.671	12.930	1:12.620 (3)	98.10	0.677	10:49:33.147
5 - D1	20.805	38.398	12.830	1:12.033 (2)	98.90	0.090	10:50:45.180
6 - D1	20.724	38.462	12.611	1:11.797 D	99.23		10:51:56.977

P10	77 GTH	Greystone GT	Mclaren 570S GT4				
IDEAL LAP TIME : 1:11.815		BEST LAP TIME : 1:12.212		DIFFERENCE : 0.397			
D1: Mark HOPTON		D2: Euan HANKEY (P)					
LAP	SECTOR 1	SECTOR 2	SECTOR 3	LAP TIME	MPH	DIFF	TIME OF DAY
1 - D1	OUTLAP	42.684	12.924	7:33.027	15.72	6:20.815	10:48:55.133
2 - D1	20.961	38.668	12.708	1:12.337 (2)	98.49	0.125	10:50:07.470
3 - D1	20.553	38.911	12.748	1:12.212 (1)	98.66		10:51:19.682
4 - D1	27.977	40.170	IN PIT	1:26.889 P	81.99	14.677	10:52:46.571

GT Cup Championship

SUNDAY QUALIFYING (GROUP 2) - SECTOR ANALYSIS



SECTOR 1 = FL to I1, SECTOR 2 = I1 to I2, SECTOR 3 = I2 to FL, DIFF = Difference To Personal Best Lap, P = Crossed Finish Line in Pit Lane, D = Time Disallowed

P11 51 GTH Valluga Racing				Porsche Cayman Clubsport GT4			
IDEAL LAP TIME : 1:12.206		BEST LAP TIME : 1:12.259		DIFFERENCE : 0.053			
D1: Neil MACLENNAN		D2: Cameron FENTON					
LAP	SECTOR 1	SECTOR 2	SECTOR 3	LAP TIME	MPH	DIFF	TIME OF DAY

1 - D1	21.058	39.757	13.111	1:13.926	96.37	1.667	10:40:22.691
2 - D1	21.059	39.045	12.801	1:12.905 (2)	97.72	0.646	10:41:35.596
3 - D1	OUTLAP	41.384	14.925	6:35.730	18.00	5:23.471	10:48:11.326
4 - D1	21.329	39.002	12.961	1:13.292	97.20	1.033	10:49:24.618
5 - D1	21.177	38.800	13.127	1:13.104 (3)	97.45	0.845	10:50:37.722
6 - D1	20.724	38.853	12.682	1:12.259 (1)	98.59		10:51:49.981

P12 25 GTH Paddock Motorsport				McLaren 570S GT4			
IDEAL LAP TIME : 1:12.367		BEST LAP TIME : 1:12.556		DIFFERENCE : 0.189			
D1: Kavi JUNDU		D2: Adam HATFIELD (PS)					
LAP	SECTOR 1	SECTOR 2	SECTOR 3	LAP TIME	MPH	DIFF	TIME OF DAY

1 - D1	OUTLAP	40.545	13.790	7:02.329	16.86	5:49.773	10:48:08.418
2 - D1	26.287	39.992	12.841	1:19.120 (3)	90.04	6.564	10:49:27.538
3 - D1	21.089	38.677	12.991	1:12.757 (2)	97.92	0.201	10:50:40.295
4 - D1	20.849	38.744	12.963	1:12.556 (1)	98.19		10:51:52.851

P13 80 GTH Greystone GT				McLaren 570S GT4			
IDEAL LAP TIME : 1:15.743		BEST LAP TIME : 1:16.619		DIFFERENCE : 0.876			
D1: Ron TRENKA		D2: Jon LANCASTER (P)					
LAP	SECTOR 1	SECTOR 2	SECTOR 3	LAP TIME	MPH	DIFF	TIME OF DAY

1 - D1	OUTLAP	45.883	14.903	7:26.946	15.94	6:10.327	10:48:21.344
2 - D1	21.911	42.001	14.370	1:18.282 (3)	91.01	1.663	10:49:39.626
3 - D1	22.527	40.897	13.195	1:16.619 (1)	92.98		10:50:56.245
4 - D1	21.651	41.842	13.223	1:16.716 (2)	92.87	0.097	10:52:12.961

P14 91 GTH 24-7 Motorsport				Audi R8 LMS GT4			
IDEAL LAP TIME : 1:16.058		BEST LAP TIME : 1:16.766		DIFFERENCE : 0.708			
D1: David FRANKLAND		D2: Adriano MEDEIROS (P)					
LAP	SECTOR 1	SECTOR 2	SECTOR 3	LAP TIME	MPH	DIFF	TIME OF DAY

1 - D1	22.725	44.126	14.589	1:21.440 (3)	87.48	4.674	10:41:21.108
2 - D1	OUTLAP	43.201	14.398	7:12.644	16.46	5:55.878	10:48:33.752
3 - D1	22.728	40.827	13.661	1:17.216 (2)	92.26	0.450	10:49:50.968
4 - D1	21.737	41.173	13.856	1:16.766 (1)	92.80		10:51:07.734
5 - D1	21.920	40.660	13.773	1:16.353 D	93.31		10:52:24.087

GT Cup Championship

SUNDAY QUALIFYING (GROUP 2) - BEST SECTORS

SECTOR 1				SECTOR 2				SECTOR 3				IDEAL / BEST COMPARISON			
POS	NO	NAME	TIME	NO	NAME	TIME	NO	NAME	TIME	POS	NO	NAME	IDEAL	BEST	DIFF
										PERFECT LAP		1:09.696			
1	39	Track Focused	20.114	39	Track Focused	37.334	39	Track Focused	12.248	1	39	Track Focused	1:09.696	1:10.095	0.399
2	69	Make Happen Racing	20.191	50	Valluga Racing	37.400	26	Paddock Motorsport	12.363	2	50	Valluga Racing	1:10.164	1:10.446	0.282
3	50	Valluga Racing	20.285	69	Make Happen Racing	37.726	17	Orange Racing powered by JMH	12.373	3	69	Make Happen Racing	1:10.379	1:10.586	0.207
4	52	Valluga Racing	20.310	96	Make Happen Racing	37.959	69	Make Happen Racing	12.462	4	17	Orange Racing powered by JMH	1:10.806	1:10.857	0.051
5	96	Make Happen Racing	20.439	17	Orange Racing powered by JMH	37.966	50	Valluga Racing	12.479	5	52	Valluga Racing	1:10.857	1:11.113	0.256
6	78	Fox Motorsport	20.455	78	Fox Motorsport	37.998	78	Fox Motorsport	12.488	6	78	Fox Motorsport	1:10.941	1:10.960	0.019
7	17	Orange Racing powered by JMH	20.467	52	Valluga Racing	38.014	52	Valluga Racing	12.533	7	96	Make Happen Racing	1:11.053	1:11.053	0.000
8	77	Greystone GT	20.553	30	Make Happen Racing	38.060	77	Greystone GT	12.594	8	26	Paddock Motorsport	1:11.268	1:11.474	0.206
9	14	Greystone GT	20.592	14	Greystone GT	38.192	14	Greystone GT	12.611	9	14	Greystone GT	1:11.395	1:11.943	0.548
10	26	Paddock Motorsport	20.664	26	Paddock Motorsport	38.241	96	Make Happen Racing	12.655	10	77	Greystone GT	1:11.815	1:12.212	0.397
11	51	Valluga Racing	20.724	77	Greystone GT	38.668	51	Valluga Racing	12.682	11	51	Valluga Racing	1:12.206	1:12.259	0.053
12	30	Make Happen Racing	20.757	25	Paddock Motorsport	38.677	25	Paddock Motorsport	12.841	12	25	Paddock Motorsport	1:12.367	1:12.556	0.189
13	25	Paddock Motorsport	20.849	51	Valluga Racing	38.800	30	Make Happen Racing	13.119	13	80	Greystone GT	1:15.743	1:16.619	0.876
14	80	Greystone GT	21.651	91	24-7 Motorsport	40.660	80	Greystone GT	13.195	14	91	24-7 Motorsport	1:16.058	1:16.766	0.708
15	91	24-7 Motorsport	21.737	80	Greystone GT	40.897	91	24-7 Motorsport	13.661						

GT Cup Championship

SUNDAY QUALIFYING (GROUP 2) - STATISTICS

Competitors Started	15
Planned Start	2022-04-10 @ 10:45:00.000
Actual Start	2022-04-10 @ 10:37:02.240
Finish Time	2022-04-10 @ 10:51:48.951
Track Length	1.9790mi.
Total Laps	72
Total Distance Covered	142.4928mi.

Session Fastest Lap History

NO	NAME	LAP TIME	TIME OF DAY	LAP	VEHICLE
96	Make Happen Racing	1:11.869	10:39:31.476	1	Mercedes AMG GT4
78	Fox Motorsport	1:11.391	10:39:39.599	1	Mclaren 570S GT4
52	Valluga Racing	1:11.113	10:40:02.990	1	Porsche Cayman Clubsport GT4
69	Make Happen Racing	1:11.040	10:40:03.336	1	Mercedes AMG GT4
50	Valluga Racing	1:10.446	10:41:27.918	2	Porsche Cayman 718 RS Clubsport
39	Track Focused	1:10.220	10:41:55.830	2	Mercedes AMG GT4
39	Track Focused	1:10.095	10:50:51.079	5	Mercedes AMG GT4

Flag History

TYPE	TIME OF DAY
GREEN	10:37:02.240
RED	10:41:59.816
GREEN	10:46:47.499
FINISH	10:51:48.951

Flag Statistics

TYPE	COUNT	TOTAL LAPS	TOTAL TIME
Green	2	7	13:02.976
Red	1	0	4:47.683
Safety Car	0	0	0.000
FCY	0	0	0.000

GT Cup Championship

SUNDAY QUALIFYING (GROUP 1) - CLASSIFICATION

POS	NO	CL	PIC	TEAM / DRIVERS	CAR	TIME	ON	LAPS	GAP	DIFF	MPH
1	16	GT3	1	Ram Racing Ian LOGGIE	Mercedes AMG GT3	1:04.035	4	7			111.26
2	8 *	GT3	2	Abba Racing Richard NEARY / Sam NEARY (P)	Mercedes AMG GT3	1:04.375	2	7	0.340	0.340	110.67
3	67 *	GT3	3	Orange Racing powered by JMH Simon ORANGE / Michael O BRIEN (P)	Mclaren 720S GT3	1:04.407	7	8	0.372	0.032	110.61
4	66 *	GT3	4	Enduro Motorsport Mogan TILLBROOK / Marcus CLUTTON (P)	Mclaren 720S GT3	1:04.494	2	8	0.459	0.087	110.46
5	23	GT3	5	Greystone GT Ian CAMPBELL / Olli WEBB (P)	Mclaren 720S GT3	1:04.536	6	8	0.501	0.042	110.39
6	11	GT3	6	Ram Racing Mike PRICE / Callum MACLEOD (P)	Mercedes AMG GT3	1:04.652	8	9	0.617	0.116	110.19
7	7 *	GTO	1	Raw Motorsport Steve BURGESS / Ben DIMMACK	Radical RXC	1:05.588	6	8	1.553	0.936	108.62
8	33	GT3	7	G-Cat Racing Shamus JENNINGS / Greg CATON (PS)	Porsche 911 GTR GT3	1:06.043	1	6	2.008	0.455	107.87
9	61	GT3	8	Scott Sport John DHILLON / Andrea AMICI (P)	Lamborghini Huracan GT3	1:06.153	7	8	2.118	0.110	107.69
10	44 *	GT3	9	Paddock Motorsport Steve RUSTON / John WHITEHOUSE	Mclaren 720S GT3	1:06.650	7	8	2.615	0.497	106.89
11	9 *	GTC	1	Topcats Racing Warren GILBERT / Jensen LUNN	Lamborghini Super Trofeo	1:06.845	2	7	2.810	0.195	106.58
12	247	GTC	2	Racelab Lucky KHERA / David MCDONALD (P)	Ferrari Challenge 488	1:07.611	3	4	3.576	0.766	105.37
13	13	GTC	3	Team Webb James WEBB / Tom WEBB	Lamborghini Super Trofeo	1:07.793	6	7	3.758	0.182	105.09
14	28	GTO	2	SB Race Engineering Paul BAILEY / Ross WYLIE (P)	Mclaren MP4-12C Cam Am	1:08.099	3	7	4.064	0.306	104.62
15	10 *	GTC	4	Motus One/Team Hard Chris MURPHY / James TAYLOR	Porsche 991.2	1:08.672	7	8	4.637	0.573	103.74
16	38	GTO	3	Simpson Motorsport Sacha KAKAD / James KAYE (PS)	Marc 11 V8	1:09.400	6	6	5.365	0.728	102.66
17	56 *	GTC	5	FF Corse Roy MILLINGTON / Benny SIMONSEN (P)	Ferrari Challenge 488 EVO	1:10.021	5	7	5.986	0.621	101.75
18	6 *	GTC	6	Century Motorsport Alex STEVENSON / James KELLET (P)	Ginetta G56 Supercup	1:10.475	6	7	6.440	0.454	101.09
19	3	GTC	7	Topcats Racing Charlotte GILBERT / Charlotte BIRCH	Lamborghini Super Trofeo	1:11.859	7	7	7.824	1.384	99.14

No. 6, 8, 9, 10, 44, 56, 66, 67 - 1 Lap time disallowed; exceeding track limits.

No. 7 - 2 Lap times disallowed; exceeding track limits.

Weather / Track : Sunny / Dry

These results are provisional until the conclusion of any judicial and technical matters.

Donington Park National: 1.9790 miles

Date: 10/04/2022 Start: 10:58 Finish: 11:08

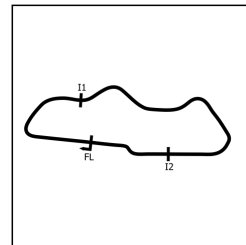
Clerk Of Course : Simon Gnana-Pragasam

Stewards :

Timekeeper : Nick Palmer

GT Cup Championship

SUNDAY QUALIFYING (GROUP 1) - SECTOR ANALYSIS



SECTOR 1 = FL to I1, SECTOR 2 = I1 to I2, SECTOR 3 = I2 to FL, DIFF = Difference To Personal Best Lap, P = Crossed Finish Line in Pit Lane, D = Time Disallowed

P1 16 GT3 Ram Racing Mercedes AMG GT3 IDEAL LAP TIME : 1:04.035 BEST LAP TIME : 1:04.035 DIFFERENCE : 0.000 D1: Ian LOGGIE							
LAP	SECTOR 1	SECTOR 2	SECTOR 3	LAP TIME	MPH	DIFF	TIME OF DAY
1 - D1	18.549	33.977	11.872	1:04.398 (2)	110.63	0.363	11:00:16.105
2 - D1	18.688	35.757	12.032	1:06.477	107.17	2.442	11:01:22.582
3 - D1	18.611	34.237	11.897	1:04.745	110.04	0.710	11:02:27.327
4 - D1	18.523	33.865	11.647	1:04.035 (1)	111.26		11:03:31.362
5 - D1	18.975	39.909	14.326	1:13.210	97.31	9.175	11:04:44.572
6 - D1	18.698	34.044	11.952	1:04.694 (3)	110.12	0.659	11:05:49.266
7 - D1	19.151	35.089	IN PIT	1:09.277 P	102.84	5.242	11:06:58.543

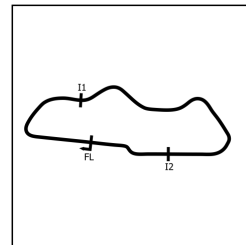
P2 8 GT3 Abba Racing Mercedes AMG GT3 IDEAL LAP TIME : 1:04.169 BEST LAP TIME : 1:04.375 DIFFERENCE : 0.206 D1: Richard NEARY D2: Sam NEARY (P)							
LAP	SECTOR 1	SECTOR 2	SECTOR 3	LAP TIME	MPH	DIFF	TIME OF DAY
1 - D1	18.726	34.550	11.978	1:05.254	109.18	0.879	11:01:26.974
2 - D1	18.882	34.060	11.433	1:04.375 (1)	110.67		11:02:31.349
3 - D1	18.790	34.199	11.475	1:04.464 (2)	110.52	0.089	11:03:35.813
4 - D1	18.801	46.655	21.434	1:26.890	81.99	22.515	11:05:02.703
5 - D1	19.090	35.638	11.784	1:06.512 D	107.11	2.137	11:06:09.215
6 - D1	18.823	34.461	11.602	1:04.886	109.80	0.511	11:07:14.101
7 - D1	18.676	34.498	11.534	1:04.708 (3)	110.10	0.333	11:08:18.809

P3 67 GT3 Orange Racing powered by JMH McLaren 720S GT3 IDEAL LAP TIME : 1:04.350 BEST LAP TIME : 1:04.407 DIFFERENCE : 0.057 D1: Simon ORANGE D2: Michael O BRIEN (P)							
LAP	SECTOR 1	SECTOR 2	SECTOR 3	LAP TIME	MPH	DIFF	TIME OF DAY
1 - D1	21.859	41.996	12.409	1:16.264	93.42	11.857	11:01:01.072
2 - D1	18.919	34.697	11.772	1:05.388	108.95	0.981	11:02:06.460
3 - D1	18.796	35.307	11.969	1:06.072 D	107.83	1.665	11:03:12.532
4 - D1	18.691	34.749	12.263	1:05.703	108.43	1.296	11:04:18.235
5 - D1	19.028	35.211	11.557	1:05.796	108.28	1.389	11:05:24.031
6 - D1	18.605	34.584	11.675	1:04.864 (3)	109.83	0.457	11:06:28.895
7 - D1	18.555	34.270	11.582	1:04.407 (1)	110.61		11:07:33.302
8 - D1	18.577	34.309	11.525	1:04.411 (2)	110.61	0.004	11:08:37.713

P4 66 GT3 Enduro Motorsport McLaren 720S GT3 IDEAL LAP TIME : 1:04.340 BEST LAP TIME : 1:04.494 DIFFERENCE : 0.154 D1: Mogan TILLBROOK D2: Marcus CLUTTON (P)							
LAP	SECTOR 1	SECTOR 2	SECTOR 3	LAP TIME	MPH	DIFF	TIME OF DAY
1 - D1	18.804	34.862	11.691	1:05.357 (3)	109.01	0.863	11:00:26.265
2 - D1	18.426	34.413	11.655	1:04.494 (1)	110.46		11:01:30.759
3 - D1	19.549	36.284	13.423	1:09.256	102.87	4.762	11:02:40.015
4 - D1	18.686	35.175	12.470	1:06.331	107.41	1.837	11:03:46.346
5 - D1	18.516	34.345	11.569	1:04.430 D	110.57		11:04:50.776
6 - D1	18.489	34.480	12.037	1:05.006 (2)	109.59	0.512	11:05:55.782
7 - D1	18.849	37.555	13.854	1:10.258	101.40	5.764	11:07:06.040
8 - D1	18.641	35.463	IN PIT	1:11.504 P	99.63	7.010	11:08:17.544

GT Cup Championship

SUNDAY QUALIFYING (GROUP 1) - SECTOR ANALYSIS



SECTOR 1 = FL to I1, SECTOR 2 = I1 to I2, SECTOR 3 = I2 to FL, DIFF = Difference To Personal Best Lap, P = Crossed Finish Line in Pit Lane, D = Time Disallowed

P5 23 GT3 Greystone GT		Mclaren 720S GT3					
IDEAL LAP TIME : 1:04.437		BEST LAP TIME : 1:04.536		DIFFERENCE : 0.099			
D1: Ian CAMPBELL		D2: Olli WEBB (P)					
LAP	SECTOR 1	SECTOR 2	SECTOR 3	LAP TIME	MPH	DIFF	TIME OF DAY
1 - D1	18.792	34.999	11.649	1:05.440	108.87	0.904	11:00:27.291
2 - D1	18.624	34.782	11.479	1:04.885 (2)	109.80	0.349	11:01:32.176
3 - D1	18.684	37.006	13.313	1:09.003	103.25	4.467	11:02:41.179
4 - D1	18.664	34.774	12.198	1:05.636	108.54	1.100	11:03:46.815
5 - D1	18.663	34.840	11.662	1:05.165 (3)	109.33	0.629	11:04:51.980
6 - D1	18.569	34.389	11.578	1:04.536 (1)	110.39		11:05:56.516
7 - D1	18.856	35.925	13.351	1:08.132	104.57	3.596	11:07:04.648
8 - D1	18.656	35.210	11.761	1:05.627	108.56	1.091	11:08:10.275

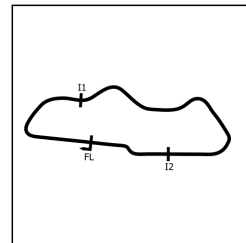
P6 11 GT3 Ram Racing		Mercedes AMG GT3					
IDEAL LAP TIME : 1:04.520		BEST LAP TIME : 1:04.652		DIFFERENCE : 0.132			
D1: Mike PRICE		D2: Callum MACLEOD (P)					
LAP	SECTOR 1	SECTOR 2	SECTOR 3	LAP TIME	MPH	DIFF	TIME OF DAY
1 - D1	20.871	35.736	12.247	1:08.854	103.47	4.202	11:00:22.521
2 - D1	18.924	34.575	12.269	1:05.768	108.32	1.116	11:01:28.289
3 - D1	18.829	34.371	12.093	1:05.293 (3)	109.11	0.641	11:02:33.582
4 - D1	19.307	34.666	11.821	1:05.794	108.28	1.142	11:03:39.376
5 - D1	18.796	34.390	12.247	1:05.433	108.88	0.781	11:04:44.809
6 - D1	19.240	35.778	11.657	1:06.675	106.85	2.023	11:05:51.484
7 - D1	18.663	35.020	11.528	1:05.211 (2)	109.25	0.559	11:06:56.695
8 - D1	18.621	34.449	11.582	1:04.652 (1)	110.19		11:08:01.347
9 - D1	19.972	40.114	IN PIT	1:18.773 P	90.44	14.121	11:09:20.120

P7 7 GTO Raw Motorsport		Radical RXC					
IDEAL LAP TIME : 1:05.201		BEST LAP TIME : 1:05.588		DIFFERENCE : 0.387			
D1: Steve BURGESS		D2: Ben DIMMACK					
LAP	SECTOR 1	SECTOR 2	SECTOR 3	LAP TIME	MPH	DIFF	TIME OF DAY
1 - D1	18.882	35.256	11.793	1:05.934 D	108.06	0.343	11:00:43.287
2 - D1	18.676	35.501	11.939	1:06.116	107.75	0.528	11:01:49.403
3 - D1	18.851	35.243	11.841	1:05.935 (2)	108.05	0.347	11:02:55.338
4 - D1	18.793	35.153	12.128	1:06.074 (3)	107.82	0.486	11:04:01.412
5 - D1	19.372	36.807	12.380	1:08.559	103.91	2.971	11:05:09.971
6 - D1	18.795	35.050	11.743	1:05.588 (1)	108.62		11:06:15.559
7 - D1	18.705	34.822	11.703	1:05.230 D	109.22		11:07:20.789
8 - D1	19.337	40.815	IN PIT	1:20.149 P	88.89	14.561	11:08:40.938

P8 33 GT3 G-Cat Racing		Porsche 911 GTR GT3					
IDEAL LAP TIME : 1:06.017		BEST LAP TIME : 1:06.043		DIFFERENCE : 0.026			
D1: Shamus JENNINGS		D2: Greg CATON (PS)					
LAP	SECTOR 1	SECTOR 2	SECTOR 3	LAP TIME	MPH	DIFF	TIME OF DAY
1 - D1	18.904	35.325	11.814	1:06.043 (1)	107.87		11:01:54.943
2 - D1	19.070	37.244	14.572	1:10.886	100.50	4.843	11:03:05.829
3 - D1	19.076	38.675	12.753	1:10.504 (3)	101.05	4.461	11:04:16.333
4 - D1	19.161	35.402	11.788	1:06.351 (2)	107.37	0.308	11:05:22.684
5 - D1	22.832	46.059	12.322	1:21.213	87.72	15.170	11:06:43.897
6 - D1	19.169	37.413	IN PIT	1:18.621 P	90.62	12.578	11:08:02.518

GT Cup Championship

SUNDAY QUALIFYING (GROUP 1) - SECTOR ANALYSIS



SECTOR 1 = FL to I1, SECTOR 2 = I1 to I2, SECTOR 3 = I2 to FL, DIFF = Difference To Personal Best Lap, P = Crossed Finish Line in Pit Lane, D = Time Disallowed

P9 61 GT3		Scott Sport		Lamborghini Huracan GT3			
IDEAL LAP TIME : 1:05.908		BEST LAP TIME : 1:06.153		DIFFERENCE : 0.245			
D1: John DHILLON		D2: Andrea AMICI (P)					
LAP	SECTOR 1	SECTOR 2	SECTOR 3	LAP TIME	MPH	DIFF	TIME OF DAY
1 - D1	19.084	35.294	12.041	1:06.419 (2)	107.26	0.266	11:00:32.409
2 - D1	18.862	35.370	12.229	1:06.461 (3)	107.20	0.308	11:01:38.870
3 - D1	20.568	37.667	12.167	1:10.402	101.19	4.249	11:02:49.272
4 - D1	19.112	36.246	12.502	1:07.860	104.99	1.707	11:03:57.132
5 - D1	19.174	35.053	12.370	1:06.597	106.98	0.444	11:05:03.729
6 - D1	19.483	35.149	12.266	1:06.898	106.50	0.745	11:06:10.627
7 - D1	19.003	35.157	11.993	1:06.153 (1)	107.69		11:07:16.780
8 - D1	20.154	38.843	IN PIT	1:19.975 P	89.08	13.822	11:08:36.755

P10 44 GT3		Paddock Motorsport		Mclaren 720S GT3			
IDEAL LAP TIME : 1:06.580		BEST LAP TIME : 1:06.650		DIFFERENCE : 0.070			
D1: Steve RUSTON		D2: John WHITEHOUSE					
LAP	SECTOR 1	SECTOR 2	SECTOR 3	LAP TIME	MPH	DIFF	TIME OF DAY
1 - D1	19.349	36.366	12.298	1:08.013	104.75	1.363	11:00:31.272
2 - D1	19.329	35.510	12.108	1:06.947	106.42	0.297	11:01:38.219
3 - D1	19.231	35.447	12.087	1:06.765 (2)	106.71	0.115	11:02:44.984
4 - D1	22.113	45.584	12.326	1:20.023	89.03	13.373	11:04:05.007
5 - D1	19.070	40.680	14.254	1:14.004 D	96.27	7.354	11:05:19.011
6 - D1	19.067	35.648	12.226	1:06.941 (3)	106.43	0.291	11:06:25.952
7 - D1	19.087	35.432	12.131	1:06.650 (1)	106.89		11:07:32.602
8 - D1	19.061	36.393	IN PIT	1:12.734 P	97.95	6.084	11:08:45.336

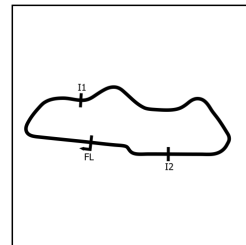
P11 9 GTC Topcats Racing			Lamborghini Super Trofeo				
IDEAL LAP TIME : 1:06.649		BEST LAP TIME : 1:06.845		DIFFERENCE : 0.196			
D1: Warren GILBERT		D2: Jensen LUNN					
LAP	SECTOR 1	SECTOR 2	SECTOR 3	LAP TIME	MPH	DIFF	TIME OF DAY
1 - D1	19.223	37.161	12.144	1:08.528 (3)	103.96	1.683	11:01:02.080
2 - D1	19.001	35.628	12.216	1:06.845 (1)	106.58		11:02:08.925
3 - D1	19.026	43.569	12.826	1:15.421	94.46	8.576	11:03:24.346
4 - D1	20.374	36.287	12.228	1:08.889	103.42	2.044	11:04:33.235
5 - D1	19.176	36.128	12.046	1:07.350 (2)	105.78	0.505	11:05:40.585
6 - D1	19.098	35.847	12.020	1:06.965 D	106.39	0.120	11:06:47.550
7 - D1	21.071	42.075	IN PIT	1:20.492 P	88.51	13.647	11:08:08.042

P12 247 GTC		Racelab		Ferrari Challenge 488			
IDEAL LAP TIME : 1:07.435		BEST LAP TIME : 1:07.611		DIFFERENCE : 0.176			
D1: Lucky KHERA		D2: David McDONALD (P)					
LAP	SECTOR 1	SECTOR 2	SECTOR 3	LAP TIME	MPH	DIFF	TIME OF DAY
1 - D1	OUTLAP	38.029	12.980	3:53.999	30.44	2:46.388	11:04:37.692
2 - D1	19.557	36.383	12.346	1:08.286 (2)	104.33	0.675	11:05:45.978
3 - D1	19.372	36.116	12.123	1:07.611 (1)	105.37		11:06:53.589
4 - D1	19.196	42.907	IN PIT	1:20.745 P	88.23	13.134	11:08:14.334

P13 13 GTC Team Webb		Lamborghini Super Trofeo					
IDEAL LAP TIME : 1:07.648		BEST LAP TIME : 1:07.793		DIFFERENCE : 0.145			
D1: James WEBB		D2: Tom WEBB					
LAP	SECTOR 1	SECTOR 2	SECTOR 3	LAP TIME	MPH	DIFF	TIME OF DAY
1 - D1	19.921	36.986	12.767	1:09.674	102.25	1.881	11:01:43.608
2 - D1	19.444	37.089	12.597	1:09.130	103.06	1.337	11:02:52.738
3 - D1	19.295	36.389	12.556	1:08.240 (3)	104.40	0.447	11:04:00.978
4 - D1	20.544	38.220	12.854	1:11.618	99.48	3.825	11:05:12.596
5 - D1	19.629	36.398	12.700	1:08.727	103.66	0.934	11:06:21.323
6 - D1	19.055	36.259	12.479	1:07.793 (1)	105.09		11:07:29.116
7 - D1	19.253	36.114	12.499	1:07.866 (2)	104.98	0.073	11:08:36.982

GT Cup Championship

SUNDAY QUALIFYING (GROUP 1) - SECTOR ANALYSIS



SECTOR 1 = FL to I1, SECTOR 2 = I1 to I2, SECTOR 3 = I2 to FL, DIFF = Difference To Personal Best Lap, P = Crossed Finish Line in Pit Lane, D = Time Disallowed

P14 28 GTO		SB Race Engineering		Mclaren MP4-12C Cam Am			
IDEAL LAP TIME : 1:07.953		BEST LAP TIME : 1:08.099		DIFFERENCE : 0.146			
D1: Paul BAILEY		D2: Ross WYLIE (P)					
LAP	SECTOR 1	SECTOR 2	SECTOR 3	LAP TIME	MPH	DIFF	TIME OF DAY
1 - D1	19.589	36.244	13.826	1:09.659 (3)	102.27	1.560	11:01:11.876
2 - D1	19.476	36.165	12.624	1:08.265 (2)	104.36	0.166	11:02:20.141
3 - D1	19.439	36.094	12.566	1:08.099 (1)	104.62		11:03:28.240
4 - D1	19.619	43.348	15.327	1:18.294	90.99	10.195	11:04:46.534
5 - D1	19.293	36.544	15.263	1:11.100	100.20	3.001	11:05:57.634
6 - D1	24.099	41.524	12.993	1:18.616	90.62	10.517	11:07:16.250
7 - D1	19.586	36.210	IN PIT	1:14.973 P	95.02	6.874	11:08:31.223

P15 10 GTC		Motus One/Team Hard		Porsche 991.2			
IDEAL LAP TIME : 1:08.524		BEST LAP TIME : 1:08.672		DIFFERENCE : 0.148			
D1: Chris MURPHY		D2: James TAYLOR					
LAP	SECTOR 1	SECTOR 2	SECTOR 3	LAP TIME	MPH	DIFF	TIME OF DAY
1 - D1	20.375	38.158	12.957	1:11.490	99.65	2.818	11:00:49.534
2 - D1	19.902	37.073	11.942	1:08.917 (3)	103.38	0.245	11:01:58.451
3 - D1	19.691	36.989	12.175	1:08.855 (2)	103.47	0.183	11:03:07.306
4 - D1	19.793	37.280	13.053	1:10.126 D	101.59	1.454	11:04:17.432
5 - D1	19.682	37.523	11.896	1:09.101	103.10	0.429	11:05:26.533
6 - D1	19.799	37.464	11.956	1:09.219	102.92	0.547	11:06:35.752
7 - D1	19.729	36.946	11.997	1:08.672 (1)	103.74		11:07:44.424
8 - D1	23.979	55.109	IN PIT	1:45.567 P	67.48	36.895	11:09:29.991

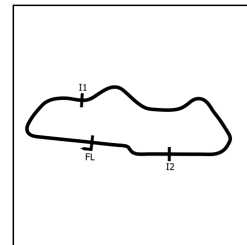
P16 38 GTO Simpson Motorsport			Marc 11 V8				
IDEAL LAP TIME : 1:09.326		BEST LAP TIME : 1:09.400		DIFFERENCE : 0.074			
D1: Sacha KAKAD		D2: James KAYE (PS)					
LAP	SECTOR 1	SECTOR 2	SECTOR 3	LAP TIME	MPH	DIFF	TIME OF DAY
1 - D1	19.879	37.332	12.696	1:09.907 (2)	101.91	0.507	11:02:15.315
2 - D1	19.790	36.927	19.481	1:16.198	93.50	6.798	11:03:31.513
3 - D1	20.707	37.965	13.053	1:11.725 (3)	99.33	2.325	11:04:43.238
4 - D1	21.140	37.693	12.927	1:11.760	99.28	2.360	11:05:54.998
5 - D1	20.790	37.325	16.004	1:14.119	96.12	4.719	11:07:09.117
6 - D1	19.864	36.890	12.646	1:09.400 (1)	102.66		11:08:18.517

P17 56 GTC		FF Corse		Ferrari Challenge 488 EVO			
IDEAL LAP TIME : 1:09.814		BEST LAP TIME : 1:10.021		DIFFERENCE : 0.207			
D1: Roy MILLINGTON		D2: Benny SIMONSEN (P)					
LAP	SECTOR 1	SECTOR 2	SECTOR 3	LAP TIME	MPH	DIFF	TIME OF DAY
1 - D1	20.223	38.109	12.984	1:11.316 (2)	99.90	1.295	11:00:54.306
2 - D1	20.225	37.583	12.952	1:10.760 D	100.68	0.739	11:02:05.066
3 - D1	20.034	42.162	14.518	1:16.714	92.87	6.693	11:03:21.780
4 - D1	24.488	40.039	12.720	1:17.247	92.23	7.226	11:04:39.027
5 - D1	19.757	37.337	12.927	1:10.021 (1)	101.75		11:05:49.048
6 - D1	20.516	38.640	12.735	1:11.891 (3)	99.10	1.870	11:07:00.939
7 - D1	20.095	39.331	13.751	1:13.177	97.36	3.156	11:08:14.116

P18 6 GTC Century Motorsport		Ginetta G56 Supercup					
IDEAL LAP TIME : 1:10.218		BEST LAP TIME : 1:10.475		DIFFERENCE : 0.257			
D1: Alex STEVENSON		D2: James KELLET (P)					
LAP	SECTOR 1	SECTOR 2	SECTOR 3	LAP TIME	MPH	DIFF	TIME OF DAY
1 - D1	20.597	38.464	12.685	1:11.746	99.30	1.271	11:00:53.370
2 - D1	20.392	37.999	12.394	1:10.785 (3)	100.65	0.310	11:02:04.155
3 - D1	20.186	38.651	12.720	1:11.557	99.56	1.082	11:03:15.712
4 - D1	20.224	37.775	12.507	1:10.506 D	101.05	0.031	11:04:26.218
5 - D1	20.189	37.955	12.522	1:10.666 (2)	100.82	0.191	11:05:36.884
6 - D1	20.302	37.638	12.535	1:10.475 (1)	101.09		11:06:47.359
7 - D1	22.196	42.475	IN PIT	1:23.887 P	84.93	13.412	11:08:11.246

GT Cup Championship

SUNDAY QUALIFYING (GROUP 1) - SECTOR ANALYSIS



SECTOR 1 = FL to I1, SECTOR 2 = I1 to I2, SECTOR 3 = I2 to FL, DIFF = Difference To Personal Best Lap, P = Crossed Finish Line in Pit Lane, D = Time Disallowed

P19 3 GTC		Topcats Racing		Lamborghini Super Trofeo			
IDEAL LAP TIME : 1:11.851		BEST LAP TIME : 1:11.859		DIFFERENCE : 0.008			
D1: Charlotte GILBERT		D2: Charlotte BIRCH					
LAP	SECTOR 1	SECTOR 2	SECTOR 3	LAP TIME	MPH	DIFF	TIME OF DAY
1 - D1	21.688	40.651	14.008	1:16.347	93.31	4.488	11:01:28.510
2 - D1	21.581	39.910	13.919	1:15.410	94.47	3.551	11:02:43.920
3 - D1	21.002	39.756	13.778	1:14.536	95.58	2.677	11:03:58.456
4 - D1	21.130	39.413	13.551	1:14.094	96.15	2.235	11:05:12.550
5 - D1	21.186	38.448	13.616	1:13.250 (3)	97.26	1.391	11:06:25.800
6 - D1	20.969	38.691	13.165	1:12.825 (2)	97.83	0.966	11:07:38.625
7 - D1	20.446	38.240	13.173	1:11.859 (1)	99.14		11:08:50.484

GT Cup Championship

SUNDAY QUALIFYING (GROUP 1) - BEST SECTORS

SECTOR 1				SECTOR 2				SECTOR 3				IDEAL / BEST COMPARISON			
POS	NO	NAME	TIME	NO	NAME	TIME	NO	NAME	TIME	POS	NO	NAME	IDEAL	BEST	DIFF
												PERFECT LAP	1:03.724		
1	66	Enduro Motorsport	18.426	16	Ram Racing	33.865	8	Abba Racing	11.433	1	16	Ram Racing	1:04.035	1:04.035	0.000
2	16	Ram Racing	18.523	8	Abba Racing	34.060	23	Greystone GT	11.479	2	8	Abba Racing	1:04.169	1:04.375	0.206
3	67	Orange Racing powered by JMH	18.555	67	Orange Racing powered by JMH	34.270	67	Orange Racing powered by JMH	11.525	3	66	Enduro Motorsport	1:04.340	1:04.494	0.154
4	23	Greystone GT	18.569	66	Enduro Motorsport	34.345	11	Ram Racing	11.528	4	67	Orange Racing powered by JMH	1:04.350	1:04.407	0.057
5	11	Ram Racing	18.621	11	Ram Racing	34.371	66	Enduro Motorsport	11.569	5	23	Greystone GT	1:04.437	1:04.536	0.099
6	8	Abba Racing	18.676	23	Greystone GT	34.389	16	Ram Racing	11.647	6	11	Ram Racing	1:04.520	1:04.652	0.132
7	7	Raw Motorsport	18.676	7	Raw Motorsport	34.822	7	Raw Motorsport	11.703	7	7	Raw Motorsport	1:05.201	1:05.588	0.387
8	61	Scott Sport	18.862	61	Scott Sport	35.053	33	G-Cat Racing	11.788	8	61	Scott Sport	1:05.908	1:06.153	0.245
9	33	G-Cat Racing	18.904	33	G-Cat Racing	35.325	10	Motus One/Team Hard	11.896	9	33	G-Cat Racing	1:06.017	1:06.043	0.026
10	9	Topcats Racing	19.001	44	Paddock Motorsport	35.432	61	Scott Sport	11.993	10	44	Paddock Motorsport	1:06.580	1:06.650	0.070
11	13	Team Webb	19.055	9	Topcats Racing	35.628	9	Topcats Racing	12.020	11	9	Topcats Racing	1:06.649	1:06.845	0.196
12	44	Paddock Motorsport	19.061	28	SB Race Engineering	36.094	44	Paddock Motorsport	12.087	12	247	Racelab	1:07.435	1:07.611	0.176
13	247	Racelab	19.196	13	Team Webb	36.114	247	Racelab	12.123	13	13	Team Webb	1:07.648	1:07.793	0.145
14	28	SB Race Engineering	19.293	247	Racelab	36.116	6	Century Motorsport	12.394	14	28	SB Race Engineering	1:07.953	1:08.099	0.146
15	10	Motus One/Team Hard	19.682	38	Simpson Motorsport	36.890	13	Team Webb	12.479	15	10	Motus One/Team Hard	1:08.524	1:08.672	0.148
16	56	FF Corse	19.757	10	Motus One/Team Hard	36.946	28	SB Race Engineering	12.566	16	38	Simpson Motorsport	1:09.326	1:09.400	0.074
17	38	Simpson Motorsport	19.790	56	FF Corse	37.337	38	Simpson Motorsport	12.646	17	56	FF Corse	1:09.814	1:10.021	0.207
18	6	Century Motorsport	20.186	6	Century Motorsport	37.638	56	FF Corse	12.720	18	6	Century Motorsport	1:10.218	1:10.475	0.257
19	3	Topcats Racing	20.446	3	Topcats Racing	38.240	3	Topcats Racing	13.165	19	3	Topcats Racing	1:11.851	1:11.859	0.008

GT Cup Championship

SUNDAY QUALIFYING (GROUP 1) - STATISTICS

Competitors Started	19
Planned Start	2022-04-10 @ 11:00:00.000
Actual Start	2022-04-10 @ 10:58:00.977
Finish Time	2022-04-10 @ 11:08:02.158
Track Length	1.9790mi.
Total Laps	137
Total Distance Covered	271.1322mi.

Session Fastest Lap History

NO	CL	NAME	LAP TIME	TIME OF DAY	LAP	VEHICLE
16	GT3	Ram Racing	1:04.398	11:00:16.117	1	Mercedes AMG GT3
8	GT3	Abba Racing	1:04.375	11:02:31.355	2	Mercedes AMG GT3
16	GT3	Ram Racing	1:04.035	11:03:31.374	4	Mercedes AMG GT3

Flag History

TYPE	TIME OF DAY
GREEN	10:58:00.977
FINISH	11:08:02.158

Flag Statistics

TYPE	COUNT	TOTAL LAPS	TOTAL TIME
Green	1	9	12:19.255
Red	0	0	0.000
Safety Car	0	0	0.000
FCY	0	0	0.000

GT Cup Championship

SUNDAY QUALIFYING (GROUP 1) - STATISTICS

CLASS : GT3

9 Starters

Fastest Lap History

NO	NAME	LAP TIME	TIME OF DAY	LAP	VEHICLE
16	Ram Racing	1:04.398	11:00:16.117	1	Mercedes AMG GT3
8	Abba Racing	1:04.375	11:02:31.355	2	Mercedes AMG GT3
16	Ram Racing	1:04.035	11:03:31.374	4	Mercedes AMG GT3

GT Cup Championship

SUNDAY QUALIFYING (GROUP 1) - STATISTICS

CLASS : GTC

7 Starters

Fastest Lap History

NO	NAME	LAP TIME	TIME OF DAY	LAP	VEHICLE
10	Motus One/Team Hard	1:11.490	11:00:49.545	1	Porsche 991.2
56	FF Corse	1:11.316	11:00:54.298	1	Ferrari Challenge 488 EVO
9	Topcats Racing	1:08.528	11:01:02.091	1	Lamborghini Super Trofeo
9	Topcats Racing	1:06.845	11:02:08.935	2	Lamborghini Super Trofeo

GT Cup Championship

SUNDAY QUALIFYING (GROUP 1) - STATISTICS

CLASS : GTO


3 Starters

Fastest Lap History

NO	NAME	LAP TIME	TIME OF DAY	LAP	VEHICLE
28	SB Race Engineering	1:09.659	11:01:11.878	1	McLaren MP4-12C Cam Am
7	Raw Motorsport	1:06.116	11:01:49.418	2	Radical RXC
7	Raw Motorsport	1:05.935	11:02:55.352	3	Radical RXC
7	Raw Motorsport	1:05.588	11:06:15.573	6	Radical RXC

GT Cup Championship

RACE 13 - GRID (25 minutes)

ROW 18	35	4 Tecserve			
ROW 17	33	51 Valluga Racing		34	30 Make Happen Racing
ROW 16	31	80 Greystone GT		32	91 24-7 Motorsport
ROW 15	29	77 Greystone GT		30	25 Paddock Motorsport
ROW 14	27	3 Topcats Racing		28	14 Greystone GT
ROW 13	25	52 Valluga Racing		26	26 Paddock Motorsport
ROW 12	23	78 Fox Motorsport		24	96 Make Happen Racing
ROW 11	21	69 Make Happen Racing		22	17 Orange Racing powered by JMH
ROW 10	19	50 Valluga Racing		20	6 Century Motorsport
ROW 9	17	56 FF Corse		18	39 Track Focused
ROW 8	15	10 Motus One/Team Hard		16	38 Simpson Motorsport
ROW 7	13	13 Team Webb		14	28 SB Race Engineering
ROW 6	11	247 Racelab		12	61 Scott Sport
ROW 5	9	44 Paddock Motorsport		10	9 Topcats Racing
ROW 4	7	7 Raw Motorsport		8	33 G-Cat Racing
ROW 3	5	23 Greystone GT		6	11 Ram Racing
ROW 2	3	67 Orange Racing powered by JMH		4	66 Enduro Motorsport
ROW 1	1	16 Ram Racing		2	8 Abba Racing
Pole					
					

Cars 51 & 61 - 3 grid position penalty - Regulation Q12.21.4. refers.

Donington Park National: 1.9790 miles

These results are provisional until the conclusion of any judicial and technical matters.

Clerk Of Course : Simon Gnana-Pragasam	Stewards :	Timekeeper : Nick Palmer
--	------------	--------------------------

GT Cup Championship

RACE 13 - CLASSIFICATION - AMENDED

POS	NO	CL	PIC	TEAM / DRIVERS	CAR	LAPS	TIME	GAP	DIFF	MPH	BEST	ON
1	67	GT3	1	Orange Racing powered by JMH Simon ORANGE / Michael O BRIEN (P)	Mclaren 720S GT3	19	25:45.805			87.48	1:04.895	13
2	16	GT3	2	Ram Racing Ian LOGGIE	Mercedes AMG GT3	19	25:47.080	1.275	1.275	87.41	1:04.943	13
3	23	GT3	3	Greystone GT Ian CAMPBELL / Olli WEBB (P)	Mclaren 720S GT3	19	25:47.551	1.746	0.471	87.38	1:05.087	14
4	66	GT3	4	Enduro Motorsport Mogan TILLBROOK / Marcus CLUTTON (P)	Mclaren 720S GT3	19	25:49.021	3.216	1.470	87.30	1:05.162	14
5	61	GT3	5	Scott Sport John DHILLON / Andrea AMICI (P)	Lamborghini Huracan GT3	19	26:08.443	22.638	19.422	86.22	1:07.189	15
6	8	GT3	6	Abba Racing Richard NEARY / Sam NEARY (P)	Mercedes AMG GT3	19	26:09.613	23.808	1.170	86.15	1:05.637	15
7	7	GTO	1	Raw Motorsport Steve BURGESS / Ben DIMMACK	Radical RXC	19	26:10.412	24.607	0.799	86.11	1:07.289	7
8	33	GT3	7	G-Cat Racing Shamus JENNINGS / Greg CATON (PS)	Porsche 911 GTR GT3	19	26:10.632	24.827	0.220	86.10	1:07.528	14
9	28	GTO	2	SB Race Engineering Paul BAILEY / Ross WYLIE (P)	Mclaren MP4-12C Cam Am	19	26:14.458	28.653	3.826	85.89	1:07.633	15
10	247	GTC	1	Racelab Lucky KHERA / David MCDONALD (P)	Ferrari Challenge 488	19	26:15.187	29.382	0.729	85.85	1:07.458	13
11	9	GTC	2	Topcats Racing Warren GILBERT / Jensen LUNN	Lamborghini Super Trofeo	19	26:16.300	30.495	1.113	85.79	1:07.851	12
12	44	GT3	8	Paddock Motorsport Steve RUSTON / John WHITEHOUSE	Mclaren 720S GT3	19	26:16.603	30.798	0.303	85.77	1:07.917	15
13	4	GT3	9	Tecserve Mark SANSOM / Will TREGURTHA (P)	Mercedes AMG GT3	19	26:16.980	31.175	0.377	85.75	1:06.855	17
14	38	GTO	3	Simpson Motorsport Sacha KAKAD / James KAYE (PS)	Marc 11 V8	19	26:22.931	37.126	5.951	85.43	1:08.776	12
15	13	GTC	3	Team Webb James WEBB / Tom WEBB	Lamborghini Super Trofeo	19	26:43.255	57.450	20.324	84.34	1:08.944	13
16	56	GTC	4	FF Corse Roy MILLINGTON / Benny SIMONSEN (P)	Ferrari Challenge 488 EVO	19	26:44.274	58.469	1.019	84.29	1:10.439	17
17	39	GTH	1	Track Focused Darren KELL / James KELL (PS)	Mercedes AMG GT4	19	26:45.248	59.443	0.974	84.24	1:10.813	19
18	50	GTH	2	Valluga Racing James WALLIS / Sam MAHER-LOUGHNAN (PS)	Porsche Cayman 718 RS Clubsport	19	26:47.211	1:01.406	1.963	84.14	1:11.070	19
19	69	GTH	3	Make Happen Racing Stephen WALTON / Chris HART	Mercedes AMG GT4	18	25:47.715	1 Lap	1 Lap	82.77	1:12.236	12
20	6	GTC	5	Century Motorsport Alex STEVENSON / James KELLET (P)	Ginetta G56 Supercup	18	25:48.872	1 Lap	1.157	82.70	1:10.778	11
21	26	GTH	4	Paddock Motorsport Tehmur CHOHAN / Tom ROCHE (PS)	Mclaren 570S GT4	18	25:50.669	1 Lap	1.797	82.61	1:12.446	14
22	78	GTH	5	Fox Motorsport Tim DOCKER / Jordan ALBERT (P)	Mclaren 570S GT4	18	25:51.096	1 Lap	0.427	82.59	1:11.693	14
23	30	GTH	6	Make Happen Racing Greg EVANS / Neil BURROUGHS	Ginetta G55 GT4	18	25:52.258	1 Lap	1.162	82.52	1:12.189	15
24	96	GTH	7	Make Happen Racing Jon CURRIE	Mercedes AMG GT4	18	25:59.359	1 Lap	7.101	82.15	1:13.469	16
25	14	GTH	8	Greystone GT Phillip CARTER / Michael BROADHURST (P)	Mclaren 570S GT4	18	25:59.856	1 Lap	0.497	82.12	1:12.774	13
26	25	GTH	9	Paddock Motorsport Kavi JUNDU / Adam HATFIELD (PS)	Mclaren 570S GT4	18	26:03.021	1 Lap	3.165	81.96	1:12.785	11
27	17	GTH	10	Orange Racing powered by JMH Russell LINDSAY / Patrick COLLINS	Mclaren 570S GT4	18	26:07.343	1 Lap	4.322	81.73	1:12.950	14
28	51	GTH	11	Valluga Racing Neil MACLENNAN / Cameron FENTON	Porsche Cayman Clubsport GT4	18	26:08.055	1 Lap	0.712	81.69	1:12.690	7
29	3	GTC	6	Topcats Racing Charlotte GILBERT / Charlotte BIRCH	Lamborghini Super Trofeo	18	26:09.805	1 Lap	1.750	81.60	1:13.739	18
30	91	GTH	12	24-7 Motorsport David FRANKLAND / Adriano MEDEIROS (P)	Audi R8 LMS GT4	18	26:36.642	1 Lap	26.837	80.23	1:16.497	13
31	80	GTH	13	Greystone GT Ron TRENKA / Jon LANCASTER (P)	Mclaren 570S GT4	18	26:36.886	1 Lap	0.244	80.22	1:15.317	12

NOT CLASSIFIED

NC	10	GTC		Motus One/Team Hard Chris MURPHY / James TAYLOR	Porsche 991.2	12	22:51.060	7 Laps	6 Laps	62.25	1:15.500	10
NC	77	GTH		Greystone GT Mark HOPTON / Euan HANKEY (P)	Mclaren 570S GT4	5	9:06.308	14 Laps	7 Laps	64.95	1:22.650	2
NC	52	GTH		Valluga Racing Chris BATES / Darren BURKE (P)	Porsche Cayman Clubsport GT4	4	7:15.578	15 Laps	1 Lap	65.11	1:22.407	2
NC	11	GT3		Ram Racing Mike PRICE / Callum MACLEOD (P)	Mercedes AMG GT3	0						

FASTEST LAP

67	GT3	Orange Racing powered by JMH Simon ORANGE / Michael O BRIEN (P)	Mclaren 720S GT3	13	1:04.895	109.78 mph	176.68 kph
7	GTO	Raw Motorsport Steve BURGESS / Ben DIMMACK	Radical RXC	7	1:07.289	105.88 mph	170.39 kph
247	GTC	Racelab Lucky KHERA / David MCDONALD (P)	Ferrari Challenge 488	13	1:07.458	105.61 mph	169.97 kph
39	GTH	Track Focused Darren KELL / James KELL (PS)	Mercedes AMG GT4	19	1:10.813	100.61 mph	161.91 kph

Car 25 - 5 second penalty - Regulation Q12.24.3 (e/f) refers.

Weather / Track : Bright / Dry
These results are provisional until the conclusion of any judicial and technical matters.

Race Distance: 19 Laps / 37.60 miles
Donington Park National: 1.9790 miles
Start: 13:37 Flag 14:02 End: 14:05

Clerk Of Course : Simon Gnana-Pragasam	Stewards :	Timekeeper : Nick Palmer

GT Cup Championship

RACE 13 - CLASSIFICATION

POS	NO	CL	PIC	TEAM / DRIVERS	CAR	LAPS	TIME	GAP	DIFF	MPH	BEST	ON
1	67	GT3	1	Orange Racing powered by JMH Simon ORANGE / Michael O BRIEN (P)	Mclaren 720S GT3	19	25:45.805			87.48	1:04.895	13
2	16	GT3	2	Ram Racing Ian LOGGIE	Mercedes AMG GT3	19	25:47.080	1.275	1.275	87.41	1:04.943	13
3	23	GT3	3	Greystone GT Ian CAMPBELL / Olli WEBB (P)	Mclaren 720S GT3	19	25:47.551	1.746	0.471	87.38	1:05.087	14
4	66	GT3	4	Enduro Motorsport Mogan TILLBROOK / Marcus CLUTTON (P)	Mclaren 720S GT3	19	25:49.021	3.216	1.470	87.30	1:05.162	14
5	61	GT3	5	Scott Sport John DHILLON / Andrea AMICI (P)	Lamborghini Huracan GT3	19	26:08.443	22.638	19.422	86.22	1:07.189	15
6	8	GT3	6	Abba Racing Richard NEARY / Sam NEARY (P)	Mercedes AMG GT3	19	26:09.613	23.808	1.170	86.15	1:05.637	15
7	7	GTO	1	Raw Motorsport Steve BURGESS / Ben DIMMACK	Radical RXC	19	26:10.412	24.607	0.799	86.11	1:07.289	7
8	33	GT3	7	G-Cat Racing Shamus JENNINGS / Greg CATON (PS)	Porsche 911 GTR GT3	19	26:10.632	24.827	0.220	86.10	1:07.528	14
9	28	GTO	2	SB Race Engineering Paul BAILEY / Ross WYLIE (P)	Mclaren MP4-12C Cam Am	19	26:14.458	28.653	3.826	85.89	1:07.633	15
10	247	GTC	1	Racelab Lucky KHERA / David MCDONALD (P)	Ferrari Challenge 488	19	26:15.187	29.382	0.729	85.85	1:07.458	13
11	9	GTC	2	Topcats Racing Warren GILBERT / Jensen LUNN	Lamborghini Super Trofeo	19	26:16.300	30.495	1.113	85.79	1:07.851	12
12	44	GT3	8	Paddock Motorsport Steve RUSTON / John WHITEHOUSE	Mclaren 720S GT3	19	26:16.603	30.798	0.303	85.77	1:07.917	15
13	4	GT3	9	Tecserve Mark SANSOM / Will TREGURTHA (P)	Mercedes AMG GT3	19	26:16.980	31.175	0.377	85.75	1:06.855	17
14	38	GTO	3	Simpson Motorsport Sacha KAKAD / James KAYE (PS)	Marc 11 V8	19	26:22.931	37.126	5.951	85.43	1:08.776	12
15	13	GTC	3	Team Webb James WEBB / Tom WEBB	Lamborghini Super Trofeo	19	26:43.255	57.450	20.324	84.34	1:08.944	13
16	56	GTC	4	FF Corse Roy MILLINGTON / Benny SIMONSEN (P)	Ferrari Challenge 488 EVO	19	26:44.274	58.469	1.019	84.29	1:10.439	17
17	39	GTH	1	Track Focused Darren KELL / James KELL (PS)	Mercedes AMG GT4	19	26:45.248	59.443	0.974	84.24	1:10.813	19
18	50	GTH	2	Valluga Racing James WALLIS / Sam MAHER-LOUGHNAN (PS)	Porsche Cayman 718 RS Clubsport	19	26:47.211	1:01.406	1.963	84.14	1:11.070	19
19	69	GTH	3	Make Happen Racing Stephen WALTON / Chris HART	Mercedes AMG GT4	18	25:47.715	1 Lap	1 Lap	82.77	1:12.236	12
20	6	GTC	5	Century Motorsport Alex STEVENSON / James KELLET (P)	Ginetta G56 Supercup	18	25:48.872	1 Lap	1.157	82.70	1:10.778	11
21	26	GTH	4	Paddock Motorsport Tehmur CHOHAN / Tom ROCHE (PS)	Mclaren 570S GT4	18	25:50.669	1 Lap	1.797	82.61	1:12.446	14
22	78	GTH	5	Fox Motorsport Tim DOCKER / Jordan ALBERT (P)	Mclaren 570S GT4	18	25:51.096	1 Lap	0.427	82.59	1:11.693	14
23	30	GTH	6	Make Happen Racing Greg EVANS / Neil BURROUGHS	Ginetta G55 GT4	18	25:52.258	1 Lap	1.162	82.52	1:12.189	15
24	25	GTH	7	Paddock Motorsport Kavi JUNDU / Adam HATFIELD (PS)	Mclaren 570S GT4	18	25:58.021	1 Lap	5.763	82.22	1:12.785	11
25	96	GTH	8	Make Happen Racing Jon CURRIE	Mercedes AMG GT4	18	25:59.359	1 Lap	1.338	82.15	1:13.469	16
26	14	GTH	9	Greystone GT Phillip CARTER / Michael BROADHURST (P)	Mclaren 570S GT4	18	25:59.856	1 Lap	0.497	82.12	1:12.774	13
27	17	GTH	10	Orange Racing powered by JMH Russell LINDSAY / Patrick COLLINS	Mclaren 570S GT4	18	26:07.343	1 Lap	7.487	81.73	1:12.950	14
28	51	GTH	11	Valluga Racing Neil MACLENNAN / Cameron FENTON	Porsche Cayman Clubsport GT4	18	26:08.055	1 Lap	0.712	81.69	1:12.690	7
29	3	GTC	6	Topcats Racing Charlotte GILBERT / Charlotte BIRCH	Lamborghini Super Trofeo	18	26:09.805	1 Lap	1.750	81.60	1:13.739	18
30	91	GTH	12	24-7 Motorsport David FRANKLAND / Adriano MEDEIROS (P)	Audi R8 LMS GT4	18	26:36.642	1 Lap	26.837	80.23	1:16.497	13
31	80	GTH	13	Greystone GT Ron TRENKA / Jon LANCASTER (P)	Mclaren 570S GT4	18	26:36.886	1 Lap	0.244	80.22	1:15.317	12

NOT CLASSIFIED

NC	10	GTC		Motus One/Team Hard Chris MURPHY / James TAYLOR	Porsche 991.2	12	22:51.060	7 Laps	6 Laps	62.25	1:15.500	10
NC	77	GTH		Greystone GT Mark HOPTON / Euan HANKEY (P)	Mclaren 570S GT4	5	9:06.308	14 Laps	7 Laps	64.95	1:22.650	2
NC	52	GTH		Valluga Racing Chris BATES / Darren BURKE (P)	Porsche Cayman Clubsport GT4	4	7:15.578	15 Laps	1 Lap	65.11	1:22.407	2
NC	11	GT3		Ram Racing Mike PRICE / Callum MACLEOD (P)	Mercedes AMG GT3	0						

FASTEST LAP

67	GT3	Orange Racing powered by JMH Simon ORANGE / Michael O BRIEN (P)	Mclaren 720S GT3	13	1:04.895	109.78 mph	176.68 kph
7	GTO	Raw Motorsport Steve BURGESS / Ben DIMMACK	Radical RXC	7	1:07.289	105.88 mph	170.39 kph
247	GTC	Racelab Lucky KHERA / David MCDONALD (P)	Ferrari Challenge 488	13	1:07.458	105.61 mph	169.97 kph
39	GTH	Track Focused Darren KELL / James KELL (PS)	Mercedes AMG GT4	19	1:10.813	100.61 mph	161.91 kph

Weather / Track : Bright / Dry

These results are provisional until the conclusion of any judicial and technical matters.

Race Distance: 19 Laps / 37.60 miles
Donington Park National: 1.9790 miles
Start: 13:37 Flag 14:02 End: 14:05

Clerk Of Course : Simon Gnana-Pragasam	Stewards :	Timekeeper : Nick Palmer

GT Cup Championship

RACE 13 - LAP CHART

LAP 1 @ 13:38:21.905			LAP 2 @ 13:39:35.754			LAP 3 @ 13:41:49.639			LAP 4 @ 13:44:03.116			LAP 5 @ 13:45:57.527		
NO	BEHIND	LAP TIME	NO	BEHIND	LAP TIME	NO	BEHIND	LAP TIME	NO	BEHIND	LAP TIME	NO	BEHIND	LAP TIME
16		1:10.322	16		1:13.849	16		2:13.885	16		2:13.477	16		1:54.411
8	0.388	1:10.710	8	2.690	1:16.151	8	1.062	2:12.257	8	1.656	2:14.071	8	0.218	1:52.973
67	1.337	1:11.659	67	3.932	1:16.444	67	2.175	2:12.128	67	3.580	2:14.882	67	0.538	1:51.369
66	1.955	1:12.277	66	4.690	1:16.584	66	2.957	2:12.152	66	4.327	2:14.847	66	0.971	1:51.055
33	2.731	1:13.053	33	6.304	1:17.422	33	3.829	2:11.410	33	4.930	2:14.578	33	2.113	1:51.594
61	3.002	1:13.324	61	6.750	1:17.597	61	4.646	2:11.781	61	5.475	2:14.306	61	2.341	1:51.277
23	3.449	1:13.771	23	7.879	1:18.279	23	5.244	2:11.250	23	7.268	2:15.501	23	2.513	1:49.656
7	4.455	1:14.777	7	8.610	1:18.004	7	7.190	2:12.465	7	8.552	2:14.839	7	3.185	1:49.044
9	4.758	1:15.080	9	9.433	1:18.524	9	8.536	2:12.988	9	9.653	2:14.594	9	4.160	1:48.918
28	6.283	1:16.605	28	10.577	1:18.143	28	9.656	2:12.964	28	10.152	2:13.973	28	5.309	1:49.568
44	6.691	1:17.013	44	11.296	1:18.454	44	10.147	2:12.736	44	11.274	2:14.604	44	5.765	1:48.902
13	7.429	1:17.751	13	12.443	1:18.863	13	11.232	2:12.674	13	12.063	2:14.308	13	6.093	1:48.441
38	7.754	1:18.076	38	13.244	1:19.339	38	12.234	2:12.875	38	13.645	2:14.888	38	6.605	1:47.371
247	7.992	1:18.314	247	13.843	1:19.700	247	13.119	2:13.161	247	14.341	2:14.699	247	6.784	1:46.854
6	8.570	1:18.892	6	14.644	1:19.923	6	14.415	2:13.656	6	15.355	2:14.417	6	7.514	1:46.570
56	10.194	1:20.516	56	15.285	1:18.940	56	15.167	2:13.767	56	15.898	2:14.208	56	8.578	1:47.091
39	10.513	1:20.835	39	16.636	1:19.972	39	16.021	2:13.270	39	17.010	2:14.466	39	9.564	1:46.965
50	11.140	1:21.462	50	17.491	1:20.200	50	16.695	2:13.089	50	18.115	2:14.897	50	10.023	1:46.319
69	13.113	1:23.435	69	18.666	1:19.402	69	17.198	2:12.417	69	20.090	2:16.369	69	10.740	1:45.061
17	13.661	1:23.983	17	19.670	1:19.858	17	18.281	2:12.496	17	21.222	2:16.418	17	11.368	1:44.557
26	14.061	1:24.383	26	20.428	1:20.216	26	19.594	2:13.051	26	21.641	2:15.524	26	11.896	1:44.666
96	14.241	1:24.563	78	22.045	1:21.502	78	20.603	2:12.443	78	23.015	2:15.889	78	13.037	1:44.433
78	14.392	1:24.714	96	22.310	1:21.918	96	21.594	2:13.169	96	23.685	2:15.568	96	13.389	1:44.115
52	14.709	1:25.031	52	23.267	1:22.407	52	22.031	2:12.649	52	24.045	2:15.491	25	15.600	1:44.309
14	15.078	1:25.400	77	24.064	1:22.650	77	22.896	2:12.717	77	25.034	2:15.615	4	15.962	1:42.125
77	15.263	1:25.585	25	25.370	1:23.334	25	23.810	2:12.325	25	25.702	2:15.369	30	16.099	1:43.018
25	15.885	1:26.207	14	25.731	1:24.502	14	24.363	2:12.517	14	26.552	2:15.666	3	18.318	1:43.372
30	18.092	1:28.414	30	26.405	1:22.162	30	25.242	2:12.722	30	27.492	2:15.727	80	18.773	1:43.101
4	18.450	1:28.772	4	26.858	1:22.257	4	26.040	2:13.067	4	28.248	2:15.685	77	20.364	1:49.741 P
3	19.685	1:30.007	3	27.663	1:21.827	3	27.414	2:13.636	3	29.357	2:15.420	14	22.075	1:49.934
80	20.301	1:30.623	80	29.628	1:23.176	80	28.217	2:12.474	80	30.083	2:15.343	51	22.171	1:45.463
51	20.897	1:31.219	51	30.432	1:23.384	51	29.573	2:13.026	51	31.119	2:15.023	91	22.276	1:44.492
91	22.195	1:32.517	91	31.536	1:23.190	91	30.911	2:13.260	91	32.195	2:14.761	10	3 Laps	1:29.022
						SC	2 Laps	2:13.731	SC	2 Laps	1:53.457 P			

GT Cup Championship

RACE 13 - LAP CHART

LAP 6 @ 13:47:04.467			LAP 7 @ 13:48:10.398			LAP 8 @ 13:49:19.552			LAP 9 @ 13:51:18.443			LAP 10 @ 13:53:02.279		
NO	BEHIND	LAP TIME	NO	BEHIND	LAP TIME	NO	BEHIND	LAP TIME	NO	BEHIND	LAP TIME	NO	BEHIND	LAP TIME
16		1:06.940	16		1:05.931	16		1:09.154	16		1:58.891	16		1:43.836
8	0.573	1:07.295	67	1.871	1:06.531	67	0.869	1:08.152	67	1.557	1:59.579	67	1.465	1:43.744
67	1.271	1:07.673	66	2.922	1:07.059	66	1.699	1:07.931	66	2.339	1:59.531	66	1.694	1:43.191
66	1.794	1:07.763	23	3.860	1:07.004	23	2.367	1:07.661	23	3.857	2:00.381	23	2.679	1:42.658
23	2.787	1:07.214	7	7.608	1:07.289	7	6.356	1:07.902	7	4.570	1:57.105	7	3.496	1:42.762
33	6.109	1:10.936	33	9.220	1:09.042	33	9.335	1:09.269	33	5.139	1:54.695	33	4.136	1:42.833
7	6.250	1:10.005	61	9.383	1:08.707	61	9.470	1:09.241	61	5.724	1:55.145	61	4.507	1:42.619
61	6.607	1:11.206	9	10.457	1:09.454	9	14.080	1:12.777	9	6.742	1:51.553	9	5.600	1:42.694
9	6.934	1:09.714	28	11.569	1:09.069	28	15.240	1:12.825	28	7.482	1:51.133	28	6.569	1:42.923
28	8.431	1:10.062	44	12.576	1:09.180	44	16.578	1:13.156	44	8.255	1:50.568	44	6.872	1:42.453
44	9.327	1:10.502	13	14.588	1:10.002	247	17.614	1:12.013	247	8.898	1:50.175	247	7.077	1:42.015
13	10.517	1:11.364	247	14.755	1:09.868	13	19.583	1:14.149	13	9.573	1:48.881	13	7.938	1:42.201
247	10.818	1:10.974	38	15.365	1:09.709	38	19.978	1:13.767	38	10.120	1:49.033	38	8.870	1:42.586
38	11.587	1:11.922	6	17.820	1:11.195	6	22.347	1:13.681	6	11.188	1:47.732	6	10.201	1:42.849
6	12.556	1:11.982	56	19.189	1:11.289	56	23.573	1:13.538	56	11.737	1:47.055	56	10.923	1:43.022
56	13.831	1:12.193	39	20.036	1:11.355	39	25.141	1:14.259	39	12.746	1:46.496	39	11.544	1:42.634
39	14.612	1:11.988	50	21.255	1:11.575	50	26.235	1:14.134	50	13.691	1:46.347	50	12.131	1:42.276
50	15.611	1:12.528	8	21.959	1:27.317	8	33.417	1:20.612	8	15.099	1:40.573	4	13.565	1:41.037
69	17.512	1:13.712	69	24.653	1:13.072	69	34.510	1:19.011	69	15.751	1:40.132	8	14.175	1:42.912
26	20.372	1:15.416	4	28.101	1:12.317	4	35.266	1:16.319	4	16.364	1:39.989	26	14.850	1:41.893
96	20.462	1:14.013	26	28.691	1:14.250	26	35.960	1:16.423	26	16.793	1:39.724	69	15.135	1:43.220
17	20.630	1:16.202	96	28.988	1:14.457	96	36.675	1:16.841	96	17.879	1:40.095	96	15.466	1:41.423
78	20.812	1:14.715	17	30.869	1:16.170	17	38.290	1:16.575	17	18.547	1:39.148	17	15.813	1:41.102
4	21.715	1:12.693	78	31.257	1:16.376	78	39.465	1:17.362	78	19.407	1:38.833	78	16.354	1:40.783
30	23.106	1:13.947	30	31.483	1:14.308	30	39.974	1:17.645	30	20.046	1:38.963	30	17.571	1:41.361
25	23.988	1:15.328	25	32.040	1:13.983	25	40.404	1:17.518	25	20.597	1:39.084	25	18.098	1:41.337
3	27.172	1:15.794	3	35.158	1:13.917	3	43.163	1:17.159	3	21.801	1:37.529	3	18.677	1:40.712
80	30.353	1:18.520	51	37.326	1:12.690	51	44.342	1:16.170	51	22.604	1:37.153	51	19.085	1:40.317
51	30.567	1:15.336	14	38.192	1:13.097	14	45.644	1:16.606	14	23.370	1:36.617	14	19.686	1:40.152
14	31.026	1:15.891	80	42.120	1:17.698	80	57.320	1:24.354	80	24.242	1:25.813	80	21.388	1:40.982
91	34.271	1:18.935	91	46.576	1:18.236	91	57.968	1:20.546	91	25.363	1:26.286	91	22.757	1:41.230
10	3 Laps	1:19.181	10	3 Laps	1:15.801	10	3 Laps	1:17.394	10	3 Laps	1:23.326	10	3 Laps	1:40.793
						SC	5 Laps	5:20.549	SC	5 Laps	1:45.752 P			

GT Cup Championship

RACE 13 - LAP CHART

LAP 11 @ 13:54:09.034			LAP 12 @ 13:55:14.333			LAP 13 @ 13:56:19.276			LAP 14 @ 13:57:24.509			LAP 15 @ 13:58:30.183		
NO	BEHIND	LAP TIME	NO	BEHIND	LAP TIME	NO	BEHIND	LAP TIME	NO	BEHIND	LAP TIME	NO	BEHIND	LAP TIME
16		1:06.755	16		1:05.299	16		1:04.943	16		1:05.233	16		1:05.674
67	0.891	1:06.181	67	0.632	1:05.040	67	0.584	1:04.895	67	0.310	1:04.959	67	0.334	1:05.698
66	1.883	1:06.944	23	2.150	1:05.386	23	2.522	1:05.315	23	2.376	1:05.087	23	2.231	1:05.529
23	2.063	1:06.139	66	2.993	1:06.409	66	3.383	1:05.333	66	3.312	1:05.162	91	1 Lap	1:16.947
7	4.625	1:07.884	7	7.081	1:07.755	7	10.490	1:08.352	7	13.095	1:07.838	66	3.268	1:05.630
33	5.952	1:08.571	33	8.598	1:07.945	33	11.327	1:07.672	33	13.622	1:07.528	7	15.222	1:07.801
61	6.217	1:08.465	61	8.930	1:08.012	61	11.557	1:07.570	61	14.370	1:08.046	33	15.742	1:07.794
9	7.305	1:08.460	9	9.857	1:07.851	9	12.980	1:08.066	9	16.284	1:08.537	61	15.885	1:07.189
28	8.879	1:09.065	28	11.459	1:07.879	28	14.776	1:08.260	28	17.746	1:08.203	9	18.678	1:08.068
44	9.397	1:09.280	44	12.846	1:08.748	247	15.564	1:07.458	247	18.728	1:08.397	28	19.705	1:07.633
247	9.566	1:09.244	247	13.049	1:08.782	44	16.722	1:08.819	44	19.767	1:08.278	247	21.198	1:08.144
13	10.984	1:09.801	13	14.722	1:09.037	13	18.723	1:08.944	13	23.038	1:09.548	44	22.010	1:07.917
38	11.838	1:09.723	38	15.315	1:08.776	38	19.247	1:08.875	8	23.070	1:06.454	8	23.033	1:05.637
6	14.224	1:10.778	8	20.966	1:09.027	8	21.849	1:05.826	38	23.736	1:09.722	38	27.600	1:09.538
56	15.360	1:11.192	4	21.491	1:10.115	4	23.977	1:07.429	4	26.229	1:07.485	4	29.024	1:08.469
39	16.280	1:11.491	56	23.068	1:13.007	56	30.172	1:12.047	56	36.341	1:11.402	13	33.502	1:16.138
4	16.675	1:09.865	39	23.652	1:12.671	39	30.423	1:11.714	39	36.777	1:11.587	56	41.886	1:11.219
8	17.238	1:09.818	50	23.886	1:11.534	50	30.903	1:11.960	50	37.303	1:11.633	39	42.384	1:11.281
50	17.651	1:12.275	69	28.651	1:12.236	69	36.369	1:12.661	69	43.775	1:12.639	50	43.063	1:11.434
69	21.714	1:13.334	26	29.856	1:12.995	26	37.711	1:12.798	26	44.924	1:12.446	69	50.565	1:12.464
26	22.160	1:14.065	6	30.999	1:22.074	6	39.054	1:12.998	6	46.446	1:12.625	26	51.809	1:12.559
96	22.316	1:13.605	96	31.342	1:14.325	30	40.815	1:13.688	78	47.293	1:11.693	6	52.460	1:11.688
17	22.956	1:13.898	78	31.903	1:13.888	78	40.833	1:13.873	30	48.373	1:12.791	78	53.633	1:12.014
78	23.314	1:13.715	17	32.064	1:14.407	96	42.001	1:15.602	17	49.724	1:12.950	30	54.888	1:12.189
30	23.600	1:12.784	30	32.070	1:13.769	17	42.007	1:14.886	25	50.174	1:13.226	17	57.115	1:13.065
25	24.128	1:12.785	25	32.464	1:13.635	25	42.181	1:14.660	96	50.789	1:14.021	25	58.990	1:14.490
3	25.882	1:13.960	51	35.057	1:13.968	14	43.456	1:12.774	14	51.417	1:13.194	96	59.207	1:14.092
51	26.388	1:14.058	3	35.496	1:14.913	3	47.350	1:16.797	3	56.343	1:14.226	14	59.384	1:13.641
14	27.118	1:14.187	14	35.625	1:13.806	51	50.832	1:20.718	51	1:00.201	1:14.602	3	1:04.464	1:13.795
80	30.655	1:16.022	80	40.673	1:15.317	80	51.889	1:16.159	80	1:03.357	1:16.701			
10	3 Laps	1:16.216	10	3 Laps	1:15.625	10	3 Laps	1:15.500	10	3 Laps	1:16.352			
91	33.220	1:17.218	91	44.869	1:16.948	91	56.423	1:16.497						

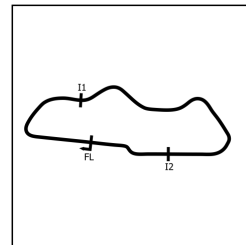
GT Cup Championship

RACE 13 - LAP CHART

LAP 16 @ 13:59:36.708			LAP 17 @ 14:00:43.156			LAP 18 @ 14:01:49.940			LAP 19 @ 14:02:57.388		
NO	BEHIND	LAP TIME	NO	BEHIND	LAP TIME	NO	BEHIND	LAP TIME	NO	BEHIND	LAP TIME
16		1:06.525	16		1:06.448	16		1:06.784	67		1:07.188
67	0.218	1:06.409	67	0.232	1:06.462	30	1 Lap	1:12.567	16	1.275	1:08.723
23	1.489	1:05.783	23	1.544	1:06.503	67	0.260	1:06.812	23	1.746	1:08.098
51	1 Lap	1:13.618	14	1 Lap	1:15.730	23	1.096	1:06.336	69	1 Lap	1:13.375
66	2.698	1:05.955	66	2.416	1:06.166	66	2.130	1:06.498	6	1 Lap	1:14.139
91	1 Lap	1:19.211	3	1 Lap	1:15.869	25	1 Lap	1:14.636	66	3.216	1:08.534
80	1 Lap	1:25.263	51	1 Lap	1:13.263	96	1 Lap	1:14.271	26	1 Lap	1:14.252
7	17.390	1:08.693	7	20.189	1:09.247	14	1 Lap	1:13.326	78	1 Lap	1:14.462
61	17.861	1:08.501	61	21.096	1:09.683	17	1 Lap	1:24.430	30	1 Lap	1:13.774
33	19.169	1:09.952	33	21.443	1:08.722	51	1 Lap	1:15.154	25	1 Lap	1:12.890
9	20.897	1:08.744	8	24.070	1:07.424	3	1 Lap	1:17.133	96	1 Lap	1:13.812
28	21.437	1:08.257	28	25.574	1:10.585	7	22.041	1:08.636	14	1 Lap	1:12.816
247	22.595	1:07.922	9	25.779	1:11.330	61	22.281	1:07.969	17	1 Lap	1:13.377
8	23.094	1:06.586	247	26.391	1:10.244	33	22.896	1:08.237	51	1 Lap	1:12.893
44	24.802	1:09.317	44	27.913	1:09.559	8	23.022	1:05.736	61	22.638	1:07.805
10	4 Laps	1:33.390 P	91	1 Lap	1:19.222	28	27.347	1:08.557	8	23.808	1:08.234
4	29.752	1:07.253	80	1 Lap	1:19.141	247	28.439	1:08.832	3	1 Lap	1:13.739
38	30.196	1:09.121	4	30.159	1:06.855	9	28.906	1:09.911	7	24.607	1:10.014
13	43.510	1:16.533	38	32.714	1:08.966	44	29.687	1:08.558	33	24.827	1:09.379
56	47.113	1:11.752	13	48.077	1:11.015	4	31.181	1:07.806	28	28.653	1:08.754
39	47.426	1:11.567	56	51.104	1:10.439	38	35.642	1:09.712	247	29.382	1:08.391
50	48.089	1:11.551	39	51.855	1:10.877	91	1 Lap	1:18.345	9	30.495	1:09.037
69	56.690	1:12.650	50	53.211	1:11.570	80	1 Lap	1:17.565	44	30.798	1:08.559
26	57.971	1:12.687	69	1:02.767	1:12.525	13	53.499	1:12.206	4	31.175	1:07.442
6	58.190	1:12.255	6	1:03.160	1:11.418	56	55.212	1:10.892	38	37.126	1:08.932
78	58.964	1:11.856	26	1:04.844	1:13.321	39	56.078	1:11.007	91	1 Lap	1:18.801
30	1:00.792	1:12.429	78	1:05.061	1:12.545	50	57.784	1:11.357	80	1 Lap	1:18.634
17	1:04.411	1:13.821							13	57.450	1:11.399
25	1:05.370	1:12.905							56	58.469	1:10.705
96	1:06.151	1:13.469							39	59.443	1:10.813
									50	1:01.406	1:11.070

GT Cup Championship

RACE 13 - SECTOR ANALYSIS



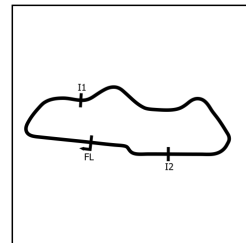
SECTOR 1 = FL to I1, SECTOR 2 = I1 to I2, SECTOR 3 = I2 to FL, DIFF = Difference To Personal Best Lap, P = Crossed Finish Line in Pit Lane, D = Time Disallowed

P1 67 GT3		Orange Racing powered by JMH		McLaren 720S GT3			
IDEAL LAP TIME : 1:04.746		BEST LAP TIME : 1:04.895		DIFFERENCE : 0.149			
D1: Simon ORANGE		D2: Michael O BRIEN (P)					
LAP	SECTOR 1	SECTOR 2	SECTOR 3	LAP TIME	MPH	DIFF	TIME OF DAY
1 - D1		36.793	12.380	1:11.659	99.42	6.764	13:38:23.242
2 - D1	19.221	38.351	18.872	1:16.444	93.20	11.549	13:39:39.686
3 - D1	31.582	1:14.439	26.107	2:12.128	53.92	1:07.233	13:41:51.814
4 - D1	43.142	1:08.283	23.457	2:14.882	52.82	1:09.987	13:44:06.696
5 - D1	36.690	58.027	16.652	1:51.369	63.97	46.474	13:45:58.065
6 - D1	19.649	35.737	12.287	1:07.673	105.28	2.778	13:47:05.738
7 - D1	19.108	35.079	12.344	1:06.531	107.08	1.636	13:48:12.269
8 - D1	19.004	34.667	14.481	1:08.152	104.54	3.257	13:49:20.421
9 - D1	32.397	1:04.894	22.288	1:59.579	59.58	54.684	13:51:20.000
10 - D1	31.255	56.125	16.364	1:43.744	68.67	38.849	13:53:03.744
11 - D1	19.468	34.847	11.866	1:06.181	107.65	1.286	13:54:09.925
12 - D1	18.743	34.560	11.737	1:05.040 (3)	109.54	0.145	13:55:14.965
13 - D1	18.688	34.409	11.798	1:04.895 (1)	109.78		13:56:19.860
14 - D1	18.901	34.361	11.697	1:04.959 (2)	109.67	0.064	13:57:24.819
15 - D1	18.836	35.048	11.814	1:05.698	108.44	0.803	13:58:30.517
16 - D1	19.347	35.294	11.768	1:06.409	107.28	1.514	13:59:36.926
17 - D1	19.185	34.983	12.294	1:06.462	107.19	1.567	14:00:43.388
18 - D1	19.260	35.660	11.892	1:06.812	106.63	1.917	14:01:50.200
19 - D1	19.330	36.140	11.718	1:07.188	106.04	2.293	14:02:57.388

P2 16 GT3		Ram Racing		Mercedes AMG GT3			
IDEAL LAP TIME : 1:04.909		BEST LAP TIME : 1:04.943		DIFFERENCE : 0.034			
D1: Ian LOGGIE							
LAP	SECTOR 1	SECTOR 2	SECTOR 3	LAP TIME	MPH	DIFF	TIME OF DAY
1 - D1		36.162	12.136	1:10.322	101.31	5.379	13:38:21.905
2 - D1	19.020	38.336	16.493	1:13.849	96.47	8.906	13:39:35.754
3 - D1	33.087	1:14.961	25.837	2:13.885	53.21	1:08.942	13:41:49.639
4 - D1	41.747	1:08.921	22.809	2:13.477	53.37	1:08.534	13:44:03.116
5 - D1	36.166	1:00.234	18.011	1:54.411	62.27	49.468	13:45:57.527
6 - D1	19.504	35.291	12.145	1:06.940	106.43	1.997	13:47:04.467
7 - D1	18.854	34.767	12.310	1:05.931	108.06	0.988	13:48:10.398
8 - D1	18.762	35.161	15.231	1:09.154	103.02	4.211	13:49:19.552
9 - D1	32.097	1:04.922	21.872	1:58.891	59.92	53.948	13:51:18.443
10 - D1	30.800	57.620	15.416	1:43.836	68.61	38.893	13:53:02.279
11 - D1	19.466	35.275	12.014	1:06.755	106.72	1.812	13:54:09.034
12 - D1	18.769	34.604	11.926	1:05.299 (3)	109.10	0.356	13:55:14.333
13 - D1	18.796	34.402	11.745	1:04.943 (1)	109.70		13:56:19.276
14 - D1	18.928	34.557	11.748	1:05.233 (2)	109.21	0.290	13:57:24.509
15 - D1	18.949	34.817	11.908	1:05.674	108.48	0.731	13:58:30.183
16 - D1	19.319	35.367	11.839	1:06.525	107.09	1.582	13:59:36.708
17 - D1	19.028	35.057	12.363	1:06.448	107.22	1.505	14:00:43.156
18 - D1	19.380	35.242	12.162	1:06.784	106.68	1.841	14:01:49.940
19 - D1	19.346	37.096	12.281	1:08.723	103.67	3.780	14:02:58.663

GT Cup Championship

RACE 13 - SECTOR ANALYSIS



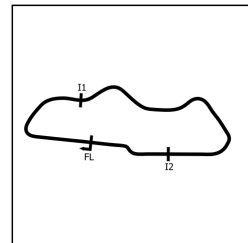
SECTOR 1 = FL to I1, SECTOR 2 = I1 to I2, SECTOR 3 = I2 to FL, DIFF = Difference To Personal Best Lap, P = Crossed Finish Line in Pit Lane, D = Time Disallowed

P3 23 GT3 Greystone GT				McLaren 720S GT3			
IDEAL LAP TIME : 1:05.018		BEST LAP TIME : 1:05.087		DIFFERENCE : 0.069			
D1: Ian CAMPBELL		D2: Olli WEBB (P)					
LAP	SECTOR 1	SECTOR 2	SECTOR 3	LAP TIME	MPH	DIFF	TIME OF DAY
1 - D1		37.320	12.491	1:13.771	96.57	8.684	13:38:25.354
2 - D1	19.762	38.829	19.688	1:18.279	91.01	13.192	13:39:43.633
3 - D1	30.524	1:14.449	26.277	2:11.250	54.28	1:06.163	13:41:54.883
4 - D1	43.133	1:08.305	24.063	2:15.501	52.57	1:10.414	13:44:10.384
5 - D1	37.668	54.887	17.101	1:49.656	64.97	44.569	13:46:00.040
6 - D1	19.506	35.614	12.094	1:07.214	105.99	2.127	13:47:07.254
7 - D1	19.088	35.309	12.607	1:07.004	106.33	1.917	13:48:14.258
8 - D1	19.170	34.894	13.597	1:07.661	105.29	2.574	13:49:21.919
9 - D1	32.748	1:04.560	23.073	2:00.381	59.18	55.294	13:51:22.300
10 - D1	29.958	56.067	16.633	1:42.658	69.40	37.571	13:53:04.958
11 - D1	19.243	35.158	11.738	1:06.139	107.72	1.052	13:54:11.097
12 - D1	19.001	34.864	11.521	1:05.386 (3)	108.96	0.299	13:55:16.483
13 - D1	18.722	34.929	11.664	1:05.315 (2)	109.08	0.228	13:56:21.798
14 - D1	18.733	34.775	11.579	1:05.087 (1)	109.46		13:57:26.885
15 - D1	18.751	34.975	11.803	1:05.529	108.72	0.442	13:58:32.414
16 - D1	18.938	35.032	11.813	1:05.783	108.30	0.696	13:59:38.197
17 - D1	19.001	35.064	12.438	1:06.503	107.13	1.416	14:00:44.700
18 - D1	19.043	35.496	11.797	1:06.336	107.40	1.249	14:01:51.036
19 - D1	19.193	36.386	12.519	1:08.098	104.62	3.011	14:02:59.134

P4 66 GT3 Enduro Motorsport				McLaren 720S GT3			
IDEAL LAP TIME : 1:05.091		BEST LAP TIME : 1:05.162		DIFFERENCE : 0.071			
D1: Mogan TILLBROOK		D2: Marcus CLUTTON (P)					
LAP	SECTOR 1	SECTOR 2	SECTOR 3	LAP TIME	MPH	DIFF	TIME OF DAY
1 - D1		36.527	12.908	1:12.277	98.57	7.115	13:38:23.860
2 - D1	19.240	38.255	19.089	1:16.584	93.03	11.422	13:39:40.444
3 - D1	31.458	1:14.844	25.850	2:12.152	53.91	1:06.990	13:41:52.596
4 - D1	43.147	1:08.295	23.405	2:14.847	52.83	1:09.685	13:44:07.443
5 - D1	37.316	57.049	16.690	1:51.055	64.15	45.893	13:45:58.498
6 - D1	19.563	35.983	12.217	1:07.763	105.14	2.601	13:47:06.261
7 - D1	19.062	35.416	12.581	1:07.059	106.24	1.897	13:48:13.320
8 - D1	19.144	34.984	13.803	1:07.931	104.88	2.769	13:49:21.251
9 - D1	32.505	1:04.731	22.295	1:59.531	59.60	54.369	13:51:20.782
10 - D1	30.983	56.028	16.180	1:43.191	69.04	38.029	13:53:03.973
11 - D1	19.580	35.381	11.983	1:06.944	106.42	1.782	13:54:10.917
12 - D1	19.436	35.044	11.929	1:06.409	107.28	1.247	13:55:17.326
13 - D1	18.782	34.692	11.859	1:05.333 (2)	109.05	0.171	13:56:22.659
14 - D1	18.738	34.696	11.728	1:05.162 (1)	109.33		13:57:27.821
15 - D1	18.817	35.006	11.807	1:05.630 (3)	108.55	0.468	13:58:33.451
16 - D1	19.144	35.150	11.661	1:05.955	108.02	0.793	13:59:39.406
17 - D1	19.262	35.220	11.684	1:06.166	107.67	1.004	14:00:45.572
18 - D1	19.084	35.725	11.689	1:06.498	107.14	1.336	14:01:52.070
19 - D1	18.892	36.376	13.266	1:08.534	103.95	3.372	14:03:00.604

GT Cup Championship

RACE 13 - SECTOR ANALYSIS



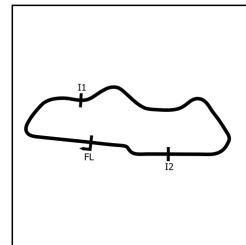
SECTOR 1 = FL to I1, SECTOR 2 = I1 to I2, SECTOR 3 = I2 to FL, DIFF = Difference To Personal Best Lap, P = Crossed Finish Line in Pit Lane, D = Time Disallowed

P5 61 GT3 Scott Sport				Lamborghini Huracan GT3			
IDEAL LAP TIME : 1:06.916		BEST LAP TIME : 1:07.189		DIFFERENCE : 0.273			
D1: John DHILLON		D2: Andrea AMICI (P)					
LAP	SECTOR 1	SECTOR 2	SECTOR 3	LAP TIME	MPH	DIFF	TIME OF DAY
1 - D1		37.377	12.394	1:13.324	97.16	6.135	13:38:24.907
2 - D1	19.658	38.779	19.160	1:17.597	91.81	10.408	13:39:42.504
3 - D1	30.712	1:14.831	26.238	2:11.781	54.06	1:04.592	13:41:54.285
4 - D1	43.231	1:08.455	22.620	2:14.306	53.04	1:07.117	13:44:08.591
5 - D1	37.334	56.874	17.069	1:51.277	64.02	44.088	13:45:59.868
6 - D1	20.712	37.333	13.161	1:11.206	100.05	4.017	13:47:11.074
7 - D1	19.859	36.437	12.411	1:08.707	103.69	1.518	13:48:19.781
8 - D1	19.898	36.110	13.233	1:09.241	102.89	2.052	13:49:29.022
9 - D1	27.368	1:05.098	22.679	1:55.145	61.87	47.956	13:51:24.167
10 - D1	30.435	55.318	16.866	1:42.619	69.42	35.430	13:53:06.786
11 - D1	19.743	36.593	12.129	1:08.465	104.06	1.276	13:54:15.251
12 - D1	19.513	36.203	12.296	1:08.012	104.75	0.823	13:55:23.263
13 - D1	19.401	35.926	12.243	1:07.570 (2)	105.44	0.381	13:56:30.833
14 - D1	19.329	35.882	12.835	1:08.046	104.70	0.857	13:57:38.879
15 - D1	19.116	35.879	12.194	1:07.189 (1)	106.03		13:58:46.068
16 - D1	19.573	35.847	13.081	1:08.501	104.00	1.312	13:59:54.569
17 - D1	20.015	36.483	13.185	1:09.683	102.24	2.494	14:01:04.252
18 - D1	19.215	36.244	12.510	1:07.969	104.82	0.780	14:02:12.221
19 - D1	19.454	35.671	12.680	1:07.805 (3)	105.07	0.616	14:03:20.026

P6 8 GT3 Abba Racing				Mercedes AMG GT3			
IDEAL LAP TIME : 1:05.306		BEST LAP TIME : 1:05.637		DIFFERENCE : 0.331			
D1: Richard NEARY		D2: Sam NEARY (P)					
LAP	SECTOR 1	SECTOR 2	SECTOR 3	LAP TIME	MPH	DIFF	TIME OF DAY
1 - D1		36.600	11.937	1:10.710	100.75	5.073	13:38:22.293
2 - D1	19.123	38.682	18.346	1:16.151	93.55	10.514	13:39:38.444
3 - D1	32.120	1:14.327	25.810	2:12.257	53.86	1:06.620	13:41:50.701
4 - D1	42.975	1:08.020	23.076	2:14.071	53.14	1:08.434	13:44:04.772
5 - D1	35.728	59.469	17.776	1:52.973	63.06	47.336	13:45:57.745
6 - D1	19.589	35.537	12.169	1:07.295	105.87	1.658	13:47:05.040
7 - D1	19.134	34.955	33.228	1:27.317	81.59	21.680	13:48:32.357
8 - D1	20.549	45.627	14.436	1:20.612	88.38	14.975	13:49:52.969
9 - D1	20.660	59.028	20.885	1:40.573	70.84	34.936	13:51:33.542
10 - D1	31.717	54.759	16.436	1:42.912	69.23	37.275	13:53:16.454
11 - D1	19.683	36.964	13.171	1:09.818	102.04	4.181	13:54:26.272
12 - D1	19.369	37.428	12.230	1:09.027	103.21	3.390	13:55:35.299
13 - D1	19.177	34.820	11.829	1:05.826 (3)	108.23	0.189	13:56:41.125
14 - D1	19.092	34.941	12.421	1:06.454	107.21	0.817	13:57:47.579
15 - D1	19.284	34.681	11.672	1:05.637 (1)	108.54		13:58:53.216
16 - D1	18.953	35.722	11.911	1:06.586	106.99	0.949	13:59:59.802
17 - D1	19.247	35.830	12.347	1:07.424	105.66	1.787	14:01:07.226
18 - D1	19.077	34.732	11.927	1:05.736 (2)	108.38	0.099	14:02:12.962
19 - D1	19.391	36.542	12.301	1:08.234	104.41	2.597	14:03:21.196

GT Cup Championship

RACE 13 - SECTOR ANALYSIS



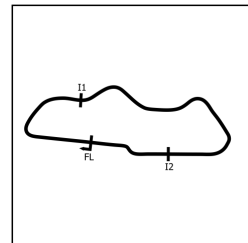
SECTOR 1 = FL to I1, SECTOR 2 = I1 to I2, SECTOR 3 = I2 to FL, DIFF = Difference To Personal Best Lap, P = Crossed Finish Line in Pit Lane, D = Time Disallowed

P7 7 GTO Raw Motorsport				Radical RXC			
IDEAL LAP TIME : 1:06.943		BEST LAP TIME : 1:07.289		DIFFERENCE : 0.346			
D1: Steve BURGESS		D2: Ben DIMMACK					
LAP	SECTOR 1	SECTOR 2	SECTOR 3	LAP TIME	MPH	DIFF	TIME OF DAY
1 - D1		37.031	12.864	1:14.777	95.27	7.488	13:38:26.360
2 - D1	19.179	38.813	20.012	1:18.004	91.33	10.715	13:39:44.364
3 - D1	30.544	1:14.472	27.449	2:12.465	53.78	1:05.176	13:41:56.829
4 - D1	42.244	1:08.257	24.338	2:14.839	52.83	1:07.550	13:44:11.668
5 - D1	37.316	54.559	17.169	1:49.044	65.33	41.755	13:46:00.712
6 - D1	19.618	37.133	13.254	1:10.005	101.77	2.716	13:47:10.717
7 - D1	19.396	35.706	12.187	1:07.289 (1)	105.88		13:48:18.006
8 - D1	19.296	36.072	12.534	1:07.902	104.92	0.613	13:49:25.908
9 - D1	29.394	1:04.654	23.057	1:57.105	60.83	49.816	13:51:23.013
10 - D1	30.125	55.700	16.937	1:42.762	69.33	35.473	13:53:05.775
11 - D1	19.495	36.289	12.100	1:07.884	104.95	0.595	13:54:13.659
12 - D1	19.369	36.328	12.058	1:07.755 (2)	105.15	0.466	13:55:21.414
13 - D1	19.451	36.731	12.170	1:08.352	104.23	1.063	13:56:29.766
14 - D1	19.525	36.150	12.163	1:07.838	105.02	0.549	13:57:37.604
15 - D1	19.462	36.135	12.204	1:07.801 (3)	105.08	0.512	13:58:45.405
16 - D1	19.414	36.424	12.855	1:08.693	103.71	1.404	13:59:54.098
17 - D1	20.165	36.404	12.678	1:09.247	102.88	1.958	14:01:03.345
18 - D1	19.521	36.654	12.461	1:08.636	103.80	1.347	14:02:11.981
19 - D1	20.237	36.881	12.896	1:10.014	101.76	2.725	14:03:21.995

P8 33 GT3 G-Cat Racing				Porsche 911 GTR GT3			
IDEAL LAP TIME : 1:07.385		BEST LAP TIME : 1:07.528		DIFFERENCE : 0.143			
D1: Shamus JENNINGS		D2: Greg CATON (PS)					
LAP	SECTOR 1	SECTOR 2	SECTOR 3	LAP TIME	MPH	DIFF	TIME OF DAY
1 - D1		37.493	12.312	1:13.053	97.52	5.525	13:38:24.636
2 - D1	19.522	38.778	19.122	1:17.422	92.02	9.894	13:39:42.058
3 - D1	30.499	1:14.632	26.279	2:11.410	54.21	1:03.882	13:41:53.468
4 - D1	43.197	1:08.454	22.927	2:14.578	52.94	1:07.050	13:44:08.046
5 - D1	37.370	56.971	17.253	1:51.594	63.84	44.066	13:45:59.640
6 - D1	20.486	37.249	13.201	1:10.936	100.43	3.408	13:47:10.576
7 - D1	20.087	36.557	12.398	1:09.042	103.19	1.514	13:48:19.618
8 - D1	19.728	36.293	13.248	1:09.269	102.85	1.741	13:49:28.887
9 - D1	26.988	1:05.018	22.689	1:54.695	62.11	47.167	13:51:23.582
10 - D1	30.355	55.523	16.955	1:42.833	69.28	35.305	13:53:06.415
11 - D1	19.851	36.615	12.105	1:08.571	103.90	1.043	13:54:14.986
12 - D1	19.465	36.312	12.168	1:07.945	104.85	0.417	13:55:22.931
13 - D1	19.291	36.159	12.222	1:07.672 (2)	105.28	0.144	13:56:30.603
14 - D1	19.285	35.995	12.248	1:07.528 (1)	105.50		13:57:38.131
15 - D1	19.316	36.225	12.253	1:07.794 (3)	105.09	0.266	13:58:45.925
16 - D1	20.272	36.636	13.044	1:09.952	101.85	2.424	13:59:55.877
17 - D1	19.607	37.000	12.115	1:08.722	103.67	1.194	14:01:04.599
18 - D1	19.562	36.367	12.308	1:08.237	104.41	0.709	14:02:12.836
19 - D1	19.832	37.055	12.492	1:09.379	102.69	1.851	14:03:22.215

GT Cup Championship

RACE 13 - SECTOR ANALYSIS



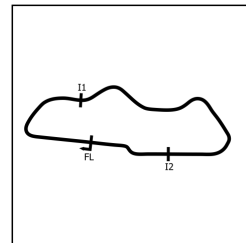
SECTOR 1 = FL to I1, SECTOR 2 = I1 to I2, SECTOR 3 = I2 to FL, DIFF = Difference To Personal Best Lap, P = Crossed Finish Line in Pit Lane, D = Time Disallowed

P9 28 GTO		SB Race Engineering		Mclaren MP4-12C Cam Am			
IDEAL LAP TIME : 1:07.569		BEST LAP TIME : 1:07.633		DIFFERENCE : 0.064			
D1: Paul BAILEY		D2: Ross WYLIE (P)					
LAP	SECTOR 1	SECTOR 2	SECTOR 3	LAP TIME	MPH	DIFF	TIME OF DAY
1 - D1		38.161	13.105	1:16.605	93.00	8.972	13:38:28.188
2 - D1	20.223	40.387	17.533	1:18.143	91.17	10.510	13:39:46.331
3 - D1	29.672	1:15.440	27.852	2:12.964	53.58	1:05.331	13:41:59.295
4 - D1	41.655	1:08.381	23.937	2:13.973	53.17	1:06.340	13:44:13.268
5 - D1	37.392	54.777	17.399	1:49.568	65.02	41.935	13:46:02.836
6 - D1	20.019	37.528	12.515	1:10.062	101.69	2.429	13:47:12.898
7 - D1	19.627	36.653	12.789	1:09.069	103.15	1.436	13:48:21.967
8 - D1	19.697	38.029	15.099	1:12.825	97.83	5.192	13:49:34.792
9 - D1	23.583	1:05.042	22.508	1:51.133	64.10	43.500	13:51:25.925
10 - D1	31.349	54.467	17.107	1:42.923	69.22	35.290	13:53:08.848
11 - D1	20.037	36.688	12.340	1:09.065	103.15	1.432	13:54:17.913
12 - D1	19.324	36.292	12.263	1:07.879 (2)	104.96	0.246	13:55:25.792
13 - D1	19.557	36.485	12.218	1:08.260	104.37	0.627	13:56:34.052
14 - D1	19.343	36.513	12.347	1:08.203 (3)	104.46	0.570	13:57:42.255
15 - D1	19.220	36.131	12.282	1:07.633 (1)	105.34		13:58:49.888
16 - D1	19.351	36.275	12.631	1:08.257	104.37	0.624	13:59:58.145
17 - D1	19.666	38.403	12.516	1:10.585	100.93	2.952	14:01:08.730
18 - D1	19.634	36.488	12.435	1:08.557	103.92	0.924	14:02:17.287
19 - D1	20.014	36.311	12.429	1:08.754	103.62	1.121	14:03:26.041

P10 247 GTC Racelab			Ferrari Challenge 488				
IDEAL LAP TIME : 1:07.150		BEST LAP TIME : 1:07.458		DIFFERENCE : 0.308			
D1: Lucky KHERA		D2: David MCDONALD (P)					
LAP	SECTOR 1	SECTOR 2	SECTOR 3	LAP TIME	MPH	DIFF	TIME OF DAY
1 - D1		39.222	12.605	1:18.314	90.97	10.856	13:38:29.897
2 - D1	20.324	41.449	17.927	1:19.700	89.39	12.242	13:39:49.597
3 - D1	29.342	1:16.578	27.241	2:13.161	53.50	1:05.703	13:42:02.758
4 - D1	41.307	1:09.403	23.989	2:14.699	52.89	1:07.241	13:44:17.457
5 - D1	35.733	54.788	16.333	1:46.854	66.67	39.396	13:46:04.311
6 - D1	20.267	37.571	13.136	1:10.974	100.38	3.516	13:47:15.285
7 - D1	19.617	36.905	13.346	1:09.868	101.97	2.410	13:48:25.153
8 - D1	19.953	37.331	14.729	1:12.013	98.93	4.555	13:49:37.166
9 - D1	22.766	1:05.063	22.346	1:50.175	64.66	42.717	13:51:27.341
10 - D1	31.267	54.613	16.135	1:42.015	69.83	34.557	13:53:09.356
11 - D1	20.113	36.877	12.254	1:09.244	102.89	1.786	13:54:18.600
12 - D1	20.240	36.378	12.164	1:08.782	103.58	1.324	13:55:27.382
13 - D1	19.413	36.019	12.026	1:07.458 (1)	105.61		13:56:34.840
14 - D1	19.105	36.537	12.755	1:08.397	104.16	0.939	13:57:43.237
15 - D1	19.420	36.522	12.202	1:08.144 (3)	104.55	0.686	13:58:51.381
16 - D1	19.341	36.239	12.342	1:07.922 (2)	104.89	0.464	13:59:59.303
17 - D1	20.280	37.365	12.599	1:10.244	101.42	2.786	14:01:09.547
18 - D1	19.523	36.915	12.394	1:08.832	103.50	1.374	14:02:18.379
19 - D1	19.454	36.601	12.336	1:08.391	104.17	0.933	14:03:26.770

GT Cup Championship

RACE 13 - SECTOR ANALYSIS



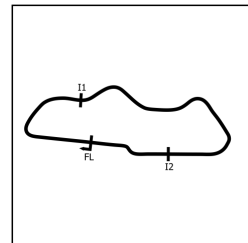
SECTOR 1 = FL to I1, SECTOR 2 = I1 to I2, SECTOR 3 = I2 to FL, DIFF = Difference To Personal Best Lap, P = Crossed Finish Line in Pit Lane, D = Time Disallowed

P11 9 GTC Topcats Racing				Lamborghini Super Trofeo			
IDEAL LAP TIME : 1:07.787		BEST LAP TIME : 1:07.851		DIFFERENCE : 0.064			
D1: Warren GILBERT		D2: Jensen LUNN					
LAP	SECTOR 1	SECTOR 2	SECTOR 3	LAP TIME	MPH	DIFF	TIME OF DAY
1 - D1		37.585	13.253	1:15.080	94.89	7.229	13:38:26.663
2 - D1	19.798	40.023	18.703	1:18.524	90.73	10.673	13:39:45.187
3 - D1	30.363	1:15.082	27.543	2:12.988	53.57	1:05.137	13:41:58.175
4 - D1	41.842	1:08.629	24.123	2:14.594	52.93	1:06.743	13:44:12.769
5 - D1	36.972	54.985	16.961	1:48.918	65.41	41.067	13:46:01.687
6 - D1	20.012	36.611	13.091	1:09.714	102.19	1.863	13:47:11.401
7 - D1	19.797	37.141	12.516	1:09.454	102.58	1.603	13:48:20.855
8 - D1	19.776	37.865	15.136	1:12.777	97.89	4.926	13:49:33.632
9 - D1	24.174	1:04.932	22.447	1:51.553	63.86	43.702	13:51:25.185
10 - D1	31.489	54.431	16.774	1:42.694	69.37	34.843	13:53:07.879
11 - D1	19.606	36.665	12.189	1:08.460	104.07	0.609	13:54:16.339
12 - D1	19.262	36.436	12.153	1:07.851 (1)	105.00		13:55:24.190
13 - D1	19.198	36.635	12.233	1:08.066 (2)	104.67	0.215	13:56:32.256
14 - D1	19.621	36.741	12.175	1:08.537	103.95	0.686	13:57:40.793
15 - D1	19.243	36.535	12.290	1:08.068 (3)	104.66	0.217	13:58:48.861
16 - D1	19.424	36.932	12.388	1:08.744	103.64	0.893	13:59:57.605
17 - D1	19.494	37.495	14.341	1:11.330	99.88	3.479	14:01:08.935
18 - D1	19.835	37.206	12.870	1:09.911	101.91	2.060	14:02:18.846
19 - D1	19.571	36.848	12.618	1:09.037	103.20	1.186	14:03:27.883

P12 44 GT3 Paddock Motorsport				McLaren 720S GT3			
IDEAL LAP TIME : 1:07.708		BEST LAP TIME : 1:07.917		DIFFERENCE : 0.209			
D1: Steve RUSTON		D2: John WHITEHOUSE					
LAP	SECTOR 1	SECTOR 2	SECTOR 3	LAP TIME	MPH	DIFF	TIME OF DAY
1 - D1		38.376	12.658	1:17.013	92.51	9.096	13:38:28.596
2 - D1	20.206	41.005	17.243	1:18.454	90.81	10.537	13:39:47.050
3 - D1	29.544	1:16.114	27.078	2:12.736	53.67	1:04.819	13:41:59.786
4 - D1	41.840	1:08.981	23.783	2:14.604	52.93	1:06.687	13:44:14.390
5 - D1	36.927	54.744	17.231	1:48.902	65.42	40.985	13:46:03.292
6 - D1	20.037	37.647	12.818	1:10.502	101.05	2.585	13:47:13.794
7 - D1	19.985	36.601	12.594	1:09.180	102.98	1.263	13:48:22.974
8 - D1	19.551	37.328	16.277	1:13.156	97.38	5.239	13:49:36.130
9 - D1	23.409	1:04.690	22.469	1:50.568	64.43	42.651	13:51:26.698
10 - D1	31.257	54.921	16.275	1:42.453	69.54	34.536	13:53:09.151
11 - D1	20.110	36.614	12.556	1:09.280	102.83	1.363	13:54:18.431
12 - D1	20.204	36.155	12.389	1:08.748	103.63	0.831	13:55:27.179
13 - D1	20.120	36.162	12.537	1:08.819	103.52	0.902	13:56:35.998
14 - D1	19.434	36.575	12.269	1:08.278 (2)	104.34	0.361	13:57:44.276
15 - D1	19.331	36.108	12.478	1:07.917 (1)	104.90		13:58:52.193
16 - D1	19.364	37.260	12.693	1:09.317	102.78	1.400	14:00:01.510
17 - D1	19.562	37.245	12.752	1:09.559	102.42	1.642	14:01:11.069
18 - D1	19.557	36.573	12.428	1:08.558 (3)	103.92	0.641	14:02:19.627
19 - D1	19.532	36.297	12.730	1:08.559	103.91	0.642	14:03:28.186

GT Cup Championship

RACE 13 - SECTOR ANALYSIS



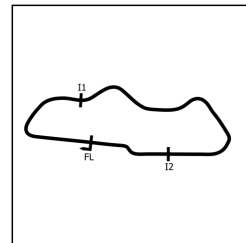
SECTOR 1 = FL to I1, SECTOR 2 = I1 to I2, SECTOR 3 = I2 to FL, DIFF = Difference To Personal Best Lap, P = Crossed Finish Line in Pit Lane, D = Time Disallowed

P13 4 GT3 Tecserve				Mercedes AMG GT3			
IDEAL LAP TIME : 1:06.676		BEST LAP TIME : 1:06.855		DIFFERENCE : 0.179			
D1: Mark SANSOM		D2: Will TREGURTHA (P)					
LAP	SECTOR 1	SECTOR 2	SECTOR 3	LAP TIME	MPH	DIFF	TIME OF DAY
1 - D1		41.702	13.957	1:28.772	80.25	21.917	13:38:40.355
2 - D1	21.664	43.097	17.496	1:22.257	86.61	15.402	13:40:02.612
3 - D1	26.496	1:18.933	27.638	2:13.067	53.54	1:06.212	13:42:15.679
4 - D1	41.014	1:11.626	23.045	2:15.685	52.50	1:08.830	13:44:31.364
5 - D1	34.489	53.031	14.605	1:42.125	69.76	35.270	13:46:13.489
6 - D1	21.329	38.388	12.976	1:12.693	98.01	5.838	13:47:26.182
7 - D1	20.948	38.360	13.009	1:12.317	98.51	5.462	13:48:38.499
8 - D1	19.765	41.205	15.349	1:16.319	93.35	9.464	13:49:54.818
9 - D1	20.997	58.420	20.572	1:39.989	71.25	33.134	13:51:34.807
10 - D1	31.415	54.427	15.195	1:41.037	70.51	34.182	13:53:15.844
11 - D1	20.135	37.047	12.683	1:09.865	101.97	3.010	13:54:25.709
12 - D1	19.529	38.275	12.311	1:10.115	101.61	3.260	13:55:35.824
13 - D1	19.474	35.840	12.115	1:07.429 (3)	105.66	0.574	13:56:43.253
14 - D1	19.446	35.813	12.226	1:07.485	105.57	0.630	13:57:50.738
15 - D1	19.242	37.154	12.073	1:08.469	104.05	1.614	13:58:59.207
16 - D1	19.477	35.383	12.393	1:07.253 (2)	105.93	0.398	14:00:06.460
17 - D1	19.227	35.537	12.091	1:06.855 (1)	106.56		14:01:13.315
18 - D1	19.907	35.833	12.066	1:07.806	105.07	0.951	14:02:21.121
19 - D1	19.238	35.673	12.531	1:07.442	105.64	0.587	14:03:28.563

P14 38 GTO Simpson Motorsport				Marc 11 V8			
IDEAL LAP TIME : 1:08.505		BEST LAP TIME : 1:08.776		DIFFERENCE : 0.271			
D1: Sacha KAKAD		D2: James KAYE (PS)					
LAP	SECTOR 1	SECTOR 2	SECTOR 3	LAP TIME	MPH	DIFF	TIME OF DAY
1 - D1		38.864	12.883	1:18.076	91.25	9.300	13:38:29.659
2 - D1	20.321	41.106	17.912	1:19.339	89.79	10.563	13:39:48.998
3 - D1	29.374	1:16.405	27.096	2:12.875	53.61	1:04.099	13:42:01.873
4 - D1	41.474	1:09.389	24.025	2:14.888	52.81	1:06.112	13:44:16.761
5 - D1	36.055	54.777	16.539	1:47.371	66.35	38.595	13:46:04.132
6 - D1	20.822	37.555	13.545	1:11.922	99.06	3.146	13:47:16.054
7 - D1	19.806	36.702	13.201	1:09.709	102.20	0.933	13:48:25.763
8 - D1	21.911	37.600	14.256	1:13.767	96.58	4.991	13:49:39.530
9 - D1	23.089	1:04.700	21.244	1:49.033	65.34	40.257	13:51:28.563
10 - D1	32.394	54.139	16.053	1:42.586	69.45	33.810	13:53:11.149
11 - D1	20.233	36.841	12.649	1:09.723	102.18	0.947	13:54:20.872
12 - D1	19.739	36.474	12.563	1:08.776 (1)	103.59		13:55:29.648
13 - D1	19.692	36.589	12.594	1:08.875 (2)	103.44	0.099	13:56:38.523
14 - D1	19.765	36.917	13.040	1:09.722	102.18	0.946	13:57:48.245
15 - D1	20.164	36.981	12.393	1:09.538	102.45	0.762	13:58:57.783
16 - D1	19.638	36.486	12.997	1:09.121	103.07	0.345	14:00:06.904
17 - D1	19.677	36.725	12.564	1:08.966	103.30	0.190	14:01:15.870
18 - D1	19.835	37.429	12.448	1:09.712	102.20	0.936	14:02:25.582
19 - D1	19.642	36.803	12.487	1:08.932 (3)	103.35	0.156	14:03:34.514

GT Cup Championship

RACE 13 - SECTOR ANALYSIS



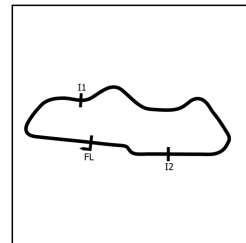
SECTOR 1 = FL to I1, SECTOR 2 = I1 to I2, SECTOR 3 = I2 to FL, DIFF = Difference To Personal Best Lap, P = Crossed Finish Line in Pit Lane, D = Time Disallowed

P15 13 GTC Team Webb				Lamborghini Super Trofeo			
IDEAL LAP TIME : 1:08.599		BEST LAP TIME : 1:08.944		DIFFERENCE : 0.345			
D1: James WEBB		D2: Tom WEBB					
LAP	SECTOR 1	SECTOR 2	SECTOR 3	LAP TIME	MPH	DIFF	TIME OF DAY
1 - D1		38.610	13.470	1:17.751	91.63	8.807	13:38:29.334
2 - D1	20.214	40.986	17.663	1:18.863	90.34	9.919	13:39:48.197
3 - D1	29.417	1:16.165	27.092	2:12.674	53.70	1:03.730	13:42:00.871
4 - D1	41.497	1:09.438	23.373	2:14.308	53.04	1:05.364	13:44:15.179
5 - D1	36.951	54.549	16.941	1:48.441	65.70	39.497	13:46:03.620
6 - D1	20.642	37.544	13.178	1:11.364	99.83	2.420	13:47:14.984
7 - D1	19.650	37.033	13.319	1:10.002	101.77	1.058	13:48:24.986
8 - D1	20.396	39.083	14.670	1:14.149	96.08	5.205	13:49:39.135
9 - D1	22.998	1:04.013	21.870	1:48.881	65.43	39.937	13:51:28.016
10 - D1	31.661	54.302	16.238	1:42.201	69.71	33.257	13:53:10.217
11 - D1	19.965	36.912	12.924	1:09.801	102.07	0.857	13:54:20.018
12 - D1	19.697	36.684	12.656	1:09.037 (2)	103.20	0.093	13:55:29.055
13 - D1	19.385	37.029	12.530	1:08.944 (1)	103.33		13:56:37.999
14 - D1	19.407	37.097	13.044	1:09.548 (3)	102.44	0.604	13:57:47.547
15 - D1	20.613	41.292	14.233	1:16.138	93.57	7.194	13:59:03.685
16 - D1	21.403	41.133	13.997	1:16.533	93.09	7.589	14:00:20.218
17 - D1	20.507	37.837	12.671	1:11.015	100.32	2.071	14:01:31.233
18 - D1	19.916	38.594	13.696	1:12.206	98.67	3.262	14:02:43.439
19 - D1	20.746	37.439	13.214	1:11.399	99.78	2.455	14:03:54.838

P16 56 GTC FF Corse				Ferrari Challenge 488 EVO			
IDEAL LAP TIME : 1:10.044		BEST LAP TIME : 1:10.439		DIFFERENCE : 0.395			
D1: Roy MILLINGTON		D2: Benny SIMONSEN (P)					
LAP	SECTOR 1	SECTOR 2	SECTOR 3	LAP TIME	MPH	DIFF	TIME OF DAY
1 - D1		39.865	13.213	1:20.516	88.48	10.077	13:38:32.099
2 - D1	20.762	39.997	18.181	1:18.940	90.25	8.501	13:39:51.039
3 - D1	29.493	1:16.808	27.466	2:13.767	53.26	1:03.328	13:42:04.806
4 - D1	40.646	1:09.579	23.983	2:14.208	53.08	1:03.769	13:44:19.014
5 - D1	35.751	54.544	16.796	1:47.091	66.52	36.652	13:46:06.105
6 - D1	20.343	38.464	13.386	1:12.193	98.68	1.754	13:47:18.298
7 - D1	20.029	38.039	13.221	1:11.289	99.94	0.850	13:48:29.587
8 - D1	20.654	39.023	13.861	1:13.538	96.88	3.099	13:49:43.125
9 - D1	22.122	1:03.437	21.496	1:47.055	66.55	36.616	13:51:30.180
10 - D1	32.211	54.457	16.354	1:43.022	69.15	32.583	13:53:13.202
11 - D1	20.466	37.745	12.981	1:11.192	100.07	0.753	13:54:24.394
12 - D1	20.021	39.985	13.001	1:13.007	97.58	2.568	13:55:37.401
13 - D1	20.222	38.706	13.119	1:12.047	98.88	1.608	13:56:49.448
14 - D1	20.279	38.334	12.789	1:11.402	99.78	0.963	13:58:00.850
15 - D1	20.033	38.543	12.643	1:11.219	100.03	0.780	13:59:12.069
16 - D1	20.165	38.822	12.765	1:11.752	99.29	1.313	14:00:23.821
17 - D1	20.037	37.697	12.705	1:10.439 (1)	101.14		14:01:34.260
18 - D1	20.155	38.219	12.518	1:10.892 (3)	100.49	0.453	14:02:45.152
19 - D1	19.829	38.197	12.679	1:10.705 (2)	100.76	0.266	14:03:55.857

GT Cup Championship

RACE 13 - SECTOR ANALYSIS



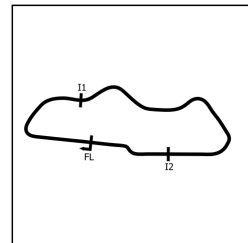
SECTOR 1 = FL to I1, SECTOR 2 = I1 to I2, SECTOR 3 = I2 to FL, DIFF = Difference To Personal Best Lap, P = Crossed Finish Line in Pit Lane, D = Time Disallowed

P17 39 GTH Track Focused				Mercedes AMG GT4			
IDEAL LAP TIME : 1:10.631		BEST LAP TIME : 1:10.813		DIFFERENCE : 0.182			
D1: Darren KELL		D2: James KELL (PS)					
LAP	SECTOR 1	SECTOR 2	SECTOR 3	LAP TIME	MPH	DIFF	TIME OF DAY
1 - D1		40.266	12.910	1:20.835	88.13	10.022	13:38:32.418
2 - D1	21.230	41.109	17.633	1:19.972	89.08	9.159	13:39:52.390
3 - D1	28.963	1:17.114	27.193	2:13.270	53.46	1:02.457	13:42:05.660
4 - D1	40.860	1:09.983	23.623	2:14.466	52.98	1:03.653	13:44:20.126
5 - D1	35.670	55.642	15.653	1:46.965	66.60	36.152	13:46:07.091
6 - D1	20.710	38.230	13.048	1:11.988	98.96	1.175	13:47:19.079
7 - D1	20.470	37.887	12.998	1:11.355	99.84	0.542	13:48:30.434
8 - D1	20.459	39.930	13.870	1:14.259	95.94	3.446	13:49:44.693
9 - D1	22.158	1:02.819	21.519	1:46.496	66.90	35.683	13:51:31.189
10 - D1	32.048	55.375	15.211	1:42.634	69.41	31.821	13:53:13.823
11 - D1	20.546	38.163	12.782	1:11.491	99.65	0.678	13:54:25.314
12 - D1	21.011	38.599	13.061	1:12.671	98.03	1.858	13:55:37.985
13 - D1	20.665	38.219	12.830	1:11.714	99.34	0.901	13:56:49.699
14 - D1	20.586	38.215	12.786	1:11.587	99.52	0.774	13:58:01.286
15 - D1	20.517	38.211	12.553	1:11.281	99.95	0.468	13:59:12.567
16 - D1	20.500	38.330	12.737	1:11.567	99.55	0.754	14:00:24.134
17 - D1	20.494	37.856	12.527	1:10.877 (2)	100.52	0.064	14:01:35.011
18 - D1	20.430	38.040	12.537	1:11.007 (3)	100.33	0.194	14:02:46.018
19 - D1	20.366	37.738	12.709	1:10.813 (1)	100.61		14:03:56.831

P18 50 GTH Valluga Racing				Porsche Cayman 718 RS Clubsport			
IDEAL LAP TIME : 1:11.037		BEST LAP TIME : 1:11.070		DIFFERENCE : 0.033			
D1: James WALLIS		D2: Sam MAHER-LOUGHNAN (
LAP	SECTOR 1	SECTOR 2	SECTOR 3	LAP TIME	MPH	DIFF	TIME OF DAY
1 - D1		40.125	13.302	1:21.462	87.45	10.392	13:38:33.045
2 - D1	20.896	42.177	17.127	1:20.200	88.83	9.130	13:39:53.245
3 - D1	28.668	1:17.514	26.907	2:13.089	53.53	1:02.019	13:42:06.334
4 - D1	41.552	1:10.034	23.311	2:14.897	52.81	1:03.827	13:44:21.231
5 - D1	35.533	55.383	15.403	1:46.319	67.01	35.249	13:46:07.550
6 - D1	20.602	38.364	13.562	1:12.528	98.23	1.458	13:47:20.078
7 - D1	20.445	37.953	13.177	1:11.575	99.54	0.505	13:48:31.653
8 - D1	20.363	40.086	13.685	1:14.134	96.10	3.064	13:49:45.787
9 - D1	22.179	1:03.177	20.991	1:46.347	66.99	35.277	13:51:32.134
10 - D1	31.867	55.204	15.205	1:42.276	69.66	31.206	13:53:14.410
11 - D1	20.489	38.305	13.481	1:12.275	98.57	1.205	13:54:26.685
12 - D1	20.353	38.058	13.123	1:11.534	99.59	0.464	13:55:38.219
13 - D1	20.756	38.121	13.083	1:11.960	99.00	0.890	13:56:50.179
14 - D1	20.560	38.134	12.939	1:11.633	99.46	0.563	13:58:01.812
15 - D1	20.514	38.064	12.856	1:11.434 (3)	99.73	0.364	13:59:13.246
16 - D1	20.389	38.206	12.956	1:11.551	99.57	0.481	14:00:24.797
17 - D1	20.414	38.174	12.982	1:11.570	99.54	0.500	14:01:36.367
18 - D1	20.422	38.041	12.894	1:11.357 (2)	99.84	0.287	14:02:47.724
19 - D1	20.281	37.986	12.803	1:11.070 (1)	100.24		14:03:58.794

GT Cup Championship

RACE 13 - SECTOR ANALYSIS



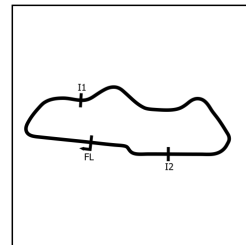
SECTOR 1 = FL to I1, SECTOR 2 = I1 to I2, SECTOR 3 = I2 to FL, DIFF = Difference To Personal Best Lap, P = Crossed Finish Line in Pit Lane, D = Time Disallowed

P19 69 GTH Make Happen Racing				Mercedes AMG GT4			
IDEAL LAP TIME : 1:12.186		BEST LAP TIME : 1:12.236		DIFFERENCE : 0.050			
D1: Stephen WALTON		D2: Chris HART					
LAP	SECTOR 1	SECTOR 2	SECTOR 3	LAP TIME	MPH	DIFF	TIME OF DAY
1 - D1		40.813	13.649	1:23.435	85.39	11.199	13:38:35.018
2 - D1	21.050	41.468	16.884	1:19.402	89.72	7.166	13:39:54.420
3 - D1	28.088	1:17.567	26.762	2:12.417	53.80	1:00.181	13:42:06.837
4 - D1	41.842	1:10.379	24.148	2:16.369	52.24	1:04.133	13:44:23.206
5 - D1	34.090	55.840	15.131	1:45.061	67.81	32.825	13:46:08.267
6 - D1	21.072	38.671	13.969	1:13.712	96.65	1.476	13:47:21.979
7 - D1	20.768	38.681	13.623	1:13.072	97.50	0.836	13:48:35.051
8 - D1	20.946	42.962	15.103	1:19.011	90.17	6.775	13:49:54.062
9 - D1	21.105	58.247	20.780	1:40.132	71.15	27.896	13:51:34.194
10 - D1	31.546	54.638	17.036	1:43.220	69.02	30.984	13:53:17.414
11 - D1	21.330	38.697	13.307	1:13.334	97.15	1.098	13:54:30.748
12 - D1	20.614	38.431	13.191	1:12.236 (1)	98.63		13:55:42.984
13 - D1	20.739	38.669	13.253	1:12.661	98.05	0.425	13:56:55.645
14 - D1	20.840	38.658	13.141	1:12.639	98.08	0.403	13:58:08.284
15 - D1	20.701	38.622	13.141	1:12.464 (2)	98.31	0.228	13:59:20.748
16 - D1	20.792	38.587	13.271	1:12.650	98.06	0.414	14:00:33.398
17 - D1	20.698	38.497	13.330	1:12.525 (3)	98.23	0.289	14:01:45.923
18 - D1	21.027	38.889	13.459	1:13.375	97.09	1.139	14:02:59.298

P20 6 GTC Century Motorsport				Ginetta G56 Supercup			
IDEAL LAP TIME : 1:10.340		BEST LAP TIME : 1:10.778		DIFFERENCE : 0.438			
D1: Alex STEVENSON		D2: James KELLET (P)					
LAP	SECTOR 1	SECTOR 2	SECTOR 3	LAP TIME	MPH	DIFF	TIME OF DAY
1 - D1		39.284	12.648	1:18.892	90.30	8.114	13:38:30.475
2 - D1	20.947	40.788	18.188	1:19.923	89.14	9.145	13:39:50.398
3 - D1	29.715	1:16.599	27.342	2:13.656	53.30	1:02.878	13:42:04.054
4 - D1	40.815	1:09.524	24.078	2:14.417	53.00	1:03.639	13:44:18.471
5 - D1	35.686	54.906	15.978	1:46.570	66.85	35.792	13:46:05.041
6 - D1	20.500	38.022	13.460	1:11.982	98.97	1.204	13:47:17.023
7 - D1	20.399	37.752	13.044	1:11.195 (2)	100.07	0.417	13:48:28.218
8 - D1	20.582	38.740	14.359	1:13.681	96.69	2.903	13:49:41.899
9 - D1	22.832	1:03.523	21.377	1:47.732	66.13	36.954	13:51:29.631
10 - D1	32.220	54.522	16.107	1:42.849	69.27	32.071	13:53:12.480
11 - D1	20.408	37.612	12.758	1:10.778 (1)	100.66		13:54:23.258
12 - D1	20.080	46.684	15.310	1:22.074	86.80	11.296	13:55:45.332
13 - D1	21.197	39.055	12.746	1:12.998	97.60	2.220	13:56:58.330
14 - D1	20.911	38.933	12.781	1:12.625	98.10	1.847	13:58:10.955
15 - D1	20.526	38.514	12.648	1:11.688	99.38	0.910	13:59:22.643
16 - D1	20.660	38.520	13.075	1:12.255	98.60	1.477	14:00:34.898
17 - D1	20.539	38.066	12.813	1:11.418 (3)	99.75	0.640	14:01:46.316
18 - D1	21.197	38.828	14.114	1:14.139	96.09	3.361	14:03:00.455

GT Cup Championship

RACE 13 - SECTOR ANALYSIS



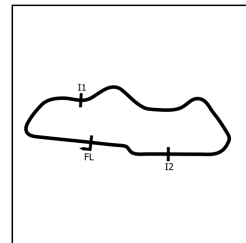
SECTOR 1 = FL to I1, SECTOR 2 = I1 to I2, SECTOR 3 = I2 to FL, DIFF = Difference To Personal Best Lap, P = Crossed Finish Line in Pit Lane, D = Time Disallowed

P21 26 GTH Paddock Motorsport				McLaren 570S GT4			
IDEAL LAP TIME : 1:12.437		BEST LAP TIME : 1:12.446		DIFFERENCE : 0.009			
D1: Tehmur CHOCHAN		D2: Tom ROCHE (PS)					
LAP	SECTOR 1	SECTOR 2	SECTOR 3	LAP TIME	MPH	DIFF	TIME OF DAY
1 - D2		40.926	13.896	1:24.383	84.43	11.937	13:38:35.966
2 - D2	21.616	41.325	17.275	1:20.216	88.81	7.770	13:39:56.182
3 - D2	27.477	1:17.729	27.845	2:13.051	53.54	1:00.605	13:42:09.233
4 - D2	40.564	1:10.530	24.430	2:15.524	52.57	1:03.078	13:44:24.757
5 - D2	33.936	55.649	15.081	1:44.666	68.07	32.220	13:46:09.423
6 - D2	21.058	40.322	14.036	1:15.416	94.47	2.970	13:47:24.839
7 - D2	21.241	39.425	13.584	1:14.250	95.95	1.804	13:48:39.089
8 - D2	21.012	40.337	15.074	1:16.423	93.22	3.977	13:49:55.512
9 - D2	21.616	57.471	20.637	1:39.724	71.44	27.278	13:51:35.236
10 - D2	31.399	54.565	15.929	1:41.893	69.92	29.447	13:53:17.129
11 - D2	21.209	39.152	13.704	1:14.065	96.19	1.619	13:54:31.194
12 - D2	20.962	38.774	13.259	1:12.995	97.60	0.549	13:55:44.189
13 - D2	20.926	38.851	13.021	1:12.798	97.86	0.352	13:56:56.987
14 - D2	20.882	38.766	12.798	1:12.446 (1)	98.34		13:58:09.433
15 - D2	20.906	38.800	12.853	1:12.559 (2)	98.19	0.113	13:59:21.992
16 - D2	20.873	38.825	12.989	1:12.687 (3)	98.01	0.241	14:00:34.679
17 - D2	21.304	39.060	12.957	1:13.321	97.17	0.875	14:01:48.000
18 - D2	21.057	40.032	13.163	1:14.252	95.95	1.806	14:03:02.252

P22 78 GTH Fox Motorsport				McLaren 570S GT4			
IDEAL LAP TIME : 1:11.302		BEST LAP TIME : 1:11.693		DIFFERENCE : 0.391			
D1: Tim DOCKER		D2: Jordan ALBERT (P)					
LAP	SECTOR 1	SECTOR 2	SECTOR 3	LAP TIME	MPH	DIFF	TIME OF DAY
1 - D1		41.004	13.809	1:24.714	84.10	13.021	13:38:36.297
2 - D1	21.979	41.277	18.246	1:21.502	87.41	9.809	13:39:57.799
3 - D1	26.921	1:18.046	27.476	2:12.443	53.79	1:00.750	13:42:10.242
4 - D1	41.182	1:10.063	24.644	2:15.889	52.42	1:04.196	13:44:26.131
5 - D1	33.540	55.239	15.654	1:44.433	68.22	32.740	13:46:10.564
6 - D1	21.982	39.323	13.410	1:14.715	95.35	3.022	13:47:25.279
7 - D1	22.260	40.501	13.615	1:16.376	93.28	4.683	13:48:41.655
8 - D1	21.138	41.236	14.988	1:17.362	92.09	5.669	13:49:59.017
9 - D1	22.260	56.392	20.181	1:38.833	72.08	27.140	13:51:37.850
10 - D1	31.143	54.201	15.439	1:40.783	70.69	29.090	13:53:18.633
11 - D1	21.100	39.286	13.329	1:13.715	96.65	2.022	13:54:32.348
12 - D1	20.952	38.362	14.574	1:13.888	96.42	2.195	13:55:46.236
13 - D1	21.075	38.939	13.859	1:13.873	96.44	2.180	13:57:00.109
14 - D1	20.905	38.185	12.603	1:11.693 (1)	99.37		13:58:11.802
15 - D1	20.514	38.569	12.931	1:12.014 (3)	98.93	0.321	13:59:23.816
16 - D1	20.623	38.489	12.744	1:11.856 (2)	99.15	0.163	14:00:35.672
17 - D1	20.784	38.850	12.911	1:12.545	98.20	0.852	14:01:48.217
18 - D1	21.621	39.884	12.957	1:14.462	95.68	2.769	14:03:02.679

GT Cup Championship

RACE 13 - SECTOR ANALYSIS



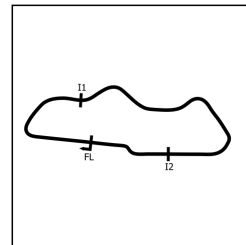
SECTOR 1 = FL to I1, SECTOR 2 = I1 to I2, SECTOR 3 = I2 to FL, DIFF = Difference To Personal Best Lap, P = Crossed Finish Line in Pit Lane, D = Time Disallowed

P23 30 GTH Make Happen Racing				Ginetta G55 GT4			
IDEAL LAP TIME : 1:12.142		BEST LAP TIME : 1:12.189		DIFFERENCE : 0.047			
D1: Greg EVANS		D2: Neil BURROUGHS					
LAP	SECTOR 1	SECTOR 2	SECTOR 3	LAP TIME	MPH	DIFF	TIME OF DAY
1 - D1		42.966	14.154	1:28.414	80.58	16.225	13:38:39.997
2 - D1	21.256	43.206	17.700	1:22.162	86.71	9.973	13:40:02.159
3 - D1	26.525	1:18.556	27.641	2:12.722	53.68	1:00.533	13:42:14.881
4 - D1	41.092	1:11.625	23.010	2:15.727	52.49	1:03.538	13:44:30.608
5 - D1	34.453	53.256	15.309	1:43.018	69.15	30.829	13:46:13.626
6 - D1	21.648	38.933	13.366	1:13.947	96.34	1.758	13:47:27.573
7 - D1	20.697	39.972	13.639	1:14.308	95.87	2.119	13:48:41.881
8 - D1	21.125	41.304	15.216	1:17.645	91.75	5.456	13:49:59.526
9 - D1	22.249	56.584	20.130	1:38.963	71.99	26.774	13:51:38.489
10 - D1	31.286	53.800	16.275	1:41.361	70.28	29.172	13:53:19.850
11 - D1	20.909	38.587	13.288	1:12.784	97.88	0.595	13:54:32.634
12 - D1	21.042	39.370	13.357	1:13.769	96.58	1.580	13:55:46.403
13 - D1	21.315	38.832	13.541	1:13.688	96.68	1.499	13:57:00.091
14 - D1	21.192	38.508	13.091	1:12.791	97.87	0.602	13:58:12.882
15 - D1	20.743	38.366	13.080	1:12.189 (1)	98.69		13:59:25.071
16 - D1	20.770	38.580	13.079	1:12.429 (2)	98.36	0.240	14:00:37.500
17 - D1	20.715	38.700	13.152	1:12.567 (3)	98.18	0.378	14:01:50.067
18 - D1	21.544	39.101	13.129	1:13.774	96.57	1.585	14:03:03.841

P24 25 GTH Paddock Motorsport				McLaren 570S GT4			
IDEAL LAP TIME : 1:12.477		BEST LAP TIME : 1:12.785		DIFFERENCE : 0.308			
D1: Kavi JUNDU		D2: Adam HATFIELD (PS)					
LAP	SECTOR 1	SECTOR 2	SECTOR 3	LAP TIME	MPH	DIFF	TIME OF DAY
1 - D1		42.591	12.974	1:26.207	82.64	13.422	13:38:37.790
2 - D1	22.039	42.684	18.611	1:23.334	85.49	10.549	13:40:01.124
3 - D1	26.463	1:17.926	27.936	2:12.325	53.84	59.540	13:42:13.449
4 - D1	41.111	1:10.880	23.378	2:15.369	52.63	1:02.584	13:44:28.818
5 - D1	34.647	53.841	15.821	1:44.309	68.30	31.524	13:46:13.127
6 - D1	21.917	40.481	12.930	1:15.328	94.58	2.543	13:47:28.455
7 - D1	20.965	39.423	13.595	1:13.983	96.30	1.198	13:48:42.438
8 - D1	21.172	41.065	15.281	1:17.518	91.90	4.733	13:49:59.956
9 - D1	22.296	56.876	19.912	1:39.084	71.90	26.299	13:51:39.040
10 - D1	31.438	54.241	15.658	1:41.337	70.30	28.552	13:53:20.377
11 - D1	20.971	39.021	12.793	1:12.785 (1)	97.88		13:54:33.162
12 - D1	20.933	39.495	13.207	1:13.635	96.75	0.850	13:55:46.797
13 - D1	21.230	40.282	13.148	1:14.660	95.42	1.875	13:57:01.457
14 - D1	21.682	38.853	12.691	1:13.226	97.29	0.441	13:58:14.683
15 - D1	21.030	39.347	14.113	1:14.490	95.64	1.705	13:59:29.173
16 - D1	20.946	39.126	12.833	1:12.905 (3)	97.72	0.120	14:00:42.078
17 - D1	21.349	40.180	13.107	1:14.636	95.45	1.851	14:01:56.714
18 - D1	21.044	39.006	12.840	1:12.890 (2)	97.74	0.105	14:03:09.604

GT Cup Championship

RACE 13 - SECTOR ANALYSIS



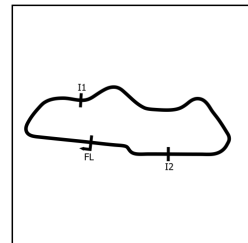
SECTOR 1 = FL to I1, SECTOR 2 = I1 to I2, SECTOR 3 = I2 to FL, DIFF = Difference To Personal Best Lap, P = Crossed Finish Line in Pit Lane, D = Time Disallowed

P25 96 GTH Make Happen Racing			Mercedes AMG GT4				
IDEAL LAP TIME : 1:12.560		BEST LAP TIME : 1:13.469		DIFFERENCE : 0.909			
D1: Jon CURRIE							
LAP	SECTOR 1	SECTOR 2	SECTOR 3	LAP TIME	MPH	DIFF	TIME OF DAY
1 - D1		40.763	14.405	1:24.563	84.25	11.094	13:38:36.146
2 - D1	21.736	42.505	17.677	1:21.918	86.97	8.449	13:39:58.064
3 - D1	27.210	1:18.335	27.624	2:13.169	53.50	59.700	13:42:11.233
4 - D1	40.889	1:10.521	24.158	2:15.568	52.55	1:02.099	13:44:26.801
5 - D1	33.673	54.861	15.581	1:44.115	68.43	30.646	13:46:10.916
6 - D1	21.177	39.331	13.505	1:14.013	96.26	0.544	13:47:24.929
7 - D1	21.553	39.230	13.674	1:14.457	95.68	0.988	13:48:39.386
8 - D1	21.383	40.477	14.981	1:16.841	92.71	3.372	13:49:56.227
9 - D1	22.124	57.555	20.416	1:40.095	71.17	26.626	13:51:36.322
10 - D1	31.188	54.396	15.839	1:41.423	70.24	27.954	13:53:17.745
11 - D1	21.255	39.104	13.246	1:13.605 (2)	96.79	0.136	13:54:31.350
12 - D1	21.306	38.788	14.231	1:14.325	95.85	0.856	13:55:45.675
13 - D1	21.194	39.155	15.253	1:15.602	94.23	2.133	13:57:01.277
14 - D1	22.121	38.939	12.961	1:14.021	96.25	0.552	13:58:15.298
15 - D1	20.825	39.105	14.162	1:14.092	96.15	0.623	13:59:29.390
16 - D1	21.257	39.265	12.947	1:13.469 (1)	96.97		14:00:42.859
17 - D1	21.731	39.555	12.985	1:14.271	95.92	0.802	14:01:57.130
18 - D1	21.455	39.103	13.254	1:13.812 (3)	96.52	0.343	14:03:10.942

P26 14 GTH Greystone GT			Mclaren 570S GT4				
IDEAL LAP TIME : 1:12.174		BEST LAP TIME : 1:12.774		DIFFERENCE : 0.600			
D1: Phillip CARTER		D2: Michael BROADHURST (P)					
LAP	SECTOR 1	SECTOR 2	SECTOR 3	LAP TIME	MPH	DIFF	TIME OF DAY
1 - D1		41.596	13.518	1:25.400	83.42	12.626	13:38:36.983
2 - D1	23.187	43.720	17.595	1:24.502	84.31	11.728	13:40:01.485
3 - D1	26.691	1:18.025	27.801	2:12.517	53.76	59.743	13:42:14.002
4 - D1	41.289	1:10.758	23.619	2:15.666	52.51	1:02.892	13:44:29.668
5 - D1	34.637	53.476	21.821	1:49.934	64.80	37.160	13:46:19.602
6 - D1	22.649	39.478	13.764	1:15.891	93.87	3.117	13:47:35.493
7 - D1	21.333	38.762	13.002	1:13.097 (3)	97.46	0.323	13:48:48.590
8 - D1	20.993	41.436	14.177	1:16.606	93.00	3.832	13:50:05.196
9 - D1	21.586	55.161	19.870	1:36.617	73.74	23.843	13:51:41.813
10 - D1	30.768	55.315	14.069	1:40.152	71.13	27.378	13:53:21.965
11 - D1	21.111	40.116	12.960	1:14.187	96.03	1.413	13:54:36.152
12 - D1	20.642	40.212	12.952	1:13.806	96.53	1.032	13:55:49.958
13 - D1	20.913	39.054	12.807	1:12.774 (1)	97.90		13:57:02.732
14 - D1	21.033	39.297	12.864	1:13.194	97.33	0.420	13:58:15.926
15 - D1	20.672	39.265	13.704	1:13.641	96.74	0.867	13:59:29.567
16 - D1	21.457	39.262	15.011	1:15.730	94.07	2.956	14:00:45.297
17 - D1	20.966	39.262	13.098	1:13.326	97.16	0.552	14:01:58.623
18 - D1	20.694	38.725	13.397	1:12.816 (2)	97.84	0.042	14:03:11.439

GT Cup Championship

RACE 13 - SECTOR ANALYSIS



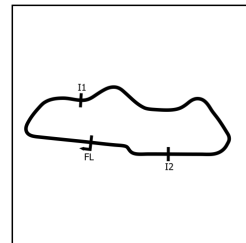
SECTOR 1 = FL to I1, SECTOR 2 = I1 to I2, SECTOR 3 = I2 to FL, DIFF = Difference To Personal Best Lap, P = Crossed Finish Line in Pit Lane, D = Time Disallowed

P27 17 GTH Orange Racing powered by JMH				McLaren 570S GT4			
IDEAL LAP TIME : 1:12.559		BEST LAP TIME : 1:12.950		DIFFERENCE : 0.391			
D1: Russell LINDSAY		D2: Patrick COLLINS					
LAP	SECTOR 1	SECTOR 2	SECTOR 3	LAP TIME	MPH	DIFF	TIME OF DAY
1 - D1		41.346	14.191	1:23.983	84.83	11.033	13:38:35.566
2 - D1	21.622	40.759	17.477	1:19.858	89.21	6.908	13:39:55.424
3 - D1	27.829	1:17.663	27.004	2:12.496	53.77	59.546	13:42:07.920
4 - D1	41.362	1:10.536	24.520	2:16.418	52.22	1:03.468	13:44:24.338
5 - D1	33.617	55.961	14.979	1:44.557	68.14	31.607	13:46:08.895
6 - D1	21.386	40.162	14.654	1:16.202	93.49	3.252	13:47:25.097
7 - D1	21.857	40.844	13.469	1:16.170	93.53	3.220	13:48:41.267
8 - D1	21.139	40.503	14.933	1:16.575	93.04	3.625	13:49:57.842
9 - D1	22.440	56.396	20.312	1:39.148	71.85	26.198	13:51:36.990
10 - D1	31.305	53.975	15.822	1:41.102	70.46	28.152	13:53:18.092
11 - D1	21.229	39.482	13.187	1:13.898	96.41	0.948	13:54:31.990
12 - D1	21.501	39.127	13.779	1:14.407	95.75	1.457	13:55:46.397
13 - D1	21.168	40.051	13.667	1:14.886	95.13	1.936	13:57:01.283
14 - D1	21.331	38.757	12.862	1:12.950 (1)	97.66		13:58:14.233
15 - D1	21.010	39.023	13.032	1:13.065 (2)	97.51	0.115	13:59:27.298
16 - D1	20.954	39.296	13.571	1:13.821	96.51	0.871	14:00:41.119
17 - D1	21.099	50.268	13.063	1:24.430	84.38	11.480	14:02:05.549
18 - D1	20.940	39.386	13.051	1:13.377 (3)	97.09	0.427	14:03:18.926

P28 51 GTH Valluga Racing				Porsche Cayman Clubsport GT4			
IDEAL LAP TIME : 1:12.211		BEST LAP TIME : 1:12.690		DIFFERENCE : 0.479			
D1: Neil MACLENNAN		D2: Cameron FENTON					
LAP	SECTOR 1	SECTOR 2	SECTOR 3	LAP TIME	MPH	DIFF	TIME OF DAY
1 - D1		43.175	14.545	1:31.219	78.10	18.529	13:38:42.802
2 - D1	24.114	44.015	15.255	1:23.384	85.44	10.694	13:40:06.186
3 - D1	25.820	1:19.577	27.629	2:13.026	53.55	1:00.336	13:42:19.212
4 - D1	40.991	1:11.702	22.330	2:15.023	52.76	1:02.333	13:44:34.235
5 - D1	34.750	52.608	18.105	1:45.463	67.55	32.773	13:46:19.698
6 - D1	21.859	39.554	13.923	1:15.336	94.57	2.646	13:47:35.034
7 - D1	21.310	38.755	12.625	1:12.690 (1)	98.01		13:48:47.724
8 - D1	21.092	40.380	14.698	1:16.170	93.53	3.480	13:50:03.894
9 - D1	21.697	55.656	19.800	1:37.153	73.33	24.463	13:51:41.047
10 - D1	30.742	55.465	14.110	1:40.317	71.02	27.627	13:53:21.364
11 - D1	21.350	40.120	12.588	1:14.058	96.20	1.368	13:54:35.422
12 - D1	20.868	40.336	12.764	1:13.968	96.32	1.278	13:55:49.390
13 - D1	20.991	39.092	20.635	1:20.718	88.26	8.028	13:57:10.108
14 - D1	22.268	39.571	12.763	1:14.602	95.50	1.912	13:58:24.710
15 - D1	21.250	39.375	12.993	1:13.618	96.77	0.928	13:59:38.328
16 - D1	21.052	39.359	12.852	1:13.263 (3)	97.24	0.573	14:00:51.591
17 - D1	21.127	41.193	12.834	1:15.154	94.80	2.464	14:02:06.745
18 - D1	20.942	39.065	12.886	1:12.893 (2)	97.74	0.203	14:03:19.638

GT Cup Championship

RACE 13 - SECTOR ANALYSIS



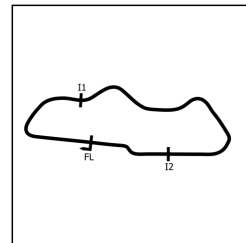
SECTOR 1 = FL to I1, SECTOR 2 = I1 to I2, SECTOR 3 = I2 to FL, DIFF = Difference To Personal Best Lap, P = Crossed Finish Line in Pit Lane, D = Time Disallowed

P29 3 GTC Topcats Racing			Lamborghini Super Trofeo				
IDEAL LAP TIME : 1:13.047		BEST LAP TIME : 1:13.739		DIFFERENCE : 0.692			
D1: Charlotte GILBERT		D2: Charlotte BIRCH					
LAP	SECTOR 1	SECTOR 2	SECTOR 3	LAP TIME	MPH	DIFF	TIME OF DAY
1 - D1		42.636	15.344	1:30.007	79.15	16.268	13:38:41.590
2 - D1	23.002	42.183	16.642	1:21.827	87.06	8.088	13:40:03.417
3 - D1	27.001	1:18.509	28.126	2:13.636	53.31	59.897	13:42:17.053
4 - D1	40.726	1:11.744	22.950	2:15.420	52.61	1:01.681	13:44:32.473
5 - D1	34.021	53.635	15.716	1:43.372	68.92	29.633	13:46:15.845
6 - D1	21.703	39.743	14.348	1:15.794	94.00	2.055	13:47:31.639
7 - D1	21.108	39.021	13.788	1:13.917 (3)	96.38	0.178	13:48:45.556
8 - D1	21.381	40.932	14.846	1:17.159	92.33	3.420	13:50:02.715
9 - D1	21.637	55.843	20.049	1:37.529	73.05	23.790	13:51:40.244
10 - D1	30.691	54.835	15.186	1:40.712	70.74	26.973	13:53:20.956
11 - D1	21.472	39.150	13.338	1:13.960	96.33	0.221	13:54:34.916
12 - D1	20.896	40.044	13.973	1:14.913	95.10	1.174	13:55:49.829
13 - D1	22.064	39.232	15.501	1:16.797	92.77	3.058	13:57:06.626
14 - D1	21.698	38.971	13.557	1:14.226	95.98	0.487	13:58:20.852
15 - D1	21.105	38.970	13.720	1:13.795 (2)	96.54	0.056	13:59:34.647
16 - D1	21.455	41.051	13.363	1:15.869	93.90	2.130	14:00:50.516
17 - D1	21.280	42.250	13.603	1:17.133	92.36	3.394	14:02:07.649
18 - D1	20.856	38.853	14.030	1:13.739 (1)	96.61		14:03:21.388

P30 91 GTH 24-7 Motorsport			Audi R8 LMS GT4				
IDEAL LAP TIME : 1:16.289		BEST LAP TIME : 1:16.497		DIFFERENCE : 0.208			
D1: David FRANKLAND		D2: Adriano MEDEIROS (P)					
LAP	SECTOR 1	SECTOR 2	SECTOR 3	LAP TIME	MPH	DIFF	TIME OF DAY
1 - D1		44.571	15.010	1:32.517	77.00	16.020	13:38:44.100
2 - D1	23.350	44.544	15.296	1:23.190	85.64	6.693	13:40:07.290
3 - D1	25.498	1:19.820	27.942	2:13.260	53.46	56.763	13:42:20.550
4 - D1	40.957	1:11.809	21.995	2:14.761	52.86	58.264	13:44:35.311
5 - D1	34.405	52.688	17.399	1:44.492	68.18	27.995	13:46:19.803
6 - D1	23.120	41.320	14.495	1:18.935	90.25	2.438	13:47:38.738
7 - D1	22.631	41.378	14.227	1:18.236	91.06	1.739	13:48:56.974
8 - D1	22.271	42.740	15.535	1:20.546	88.45	4.049	13:50:17.520
9 - D1	23.446	44.476	18.364	1:26.286	82.57	9.789	13:51:43.806
10 - D1	30.569	55.777	14.884	1:41.230	70.38	24.733	13:53:25.036
11 - D1	21.891	40.776	14.551	1:17.218	92.26	0.721	13:54:42.254
12 - D1	21.988	40.807	14.153	1:16.948	(3) 92.59	0.451	13:55:59.202
13 - D1	21.701	40.783	14.013	1:16.497	(1) 93.13		13:57:15.699
14 - D1	21.899	40.825	14.223	1:16.947	(2) 92.59	0.450	13:58:32.646
15 - D1	22.218	43.181	13.812	1:19.211	89.94	2.714	13:59:51.857
16 - D1	21.961	42.971	14.290	1:19.222	89.93	2.725	14:01:11.079
17 - D1	22.335	41.977	14.033	1:18.345	90.93	1.848	14:02:29.424
18 - D1	22.208	41.884	14.709	1:18.801	90.41	2.304	14:03:48.225

GT Cup Championship

RACE 13 - SECTOR ANALYSIS



SECTOR 1 = FL to I1, SECTOR 2 = I1 to I2, SECTOR 3 = I2 to FL, DIFF = Difference To Personal Best Lap, P = Crossed Finish Line in Pit Lane, D = Time Disallowed

P31 80 GTH Greystone GT				McLaren 570S GT4			
IDEAL LAP TIME : 1:15.038		BEST LAP TIME : 1:15.317		DIFFERENCE : 0.279			
D1: Ron TRENKA		D2: Jon LANCASTER (P)					
LAP	SECTOR 1	SECTOR 2	SECTOR 3	LAP TIME	MPH	DIFF	TIME OF DAY
1 - D1		43.386	14.364	1:30.623	78.61	15.306	13:38:42.206
2 - D1	23.845	44.281	15.050	1:23.176	85.65	7.859	13:40:05.382
3 - D1	25.899	1:18.979	27.596	2:12.474	53.78	57.157	13:42:17.856
4 - D1	41.137	1:11.822	22.384	2:15.343	52.64	1:00.026	13:44:33.199
5 - D1	34.203	53.961	14.937	1:43.101	69.10	27.784	13:46:16.300
6 - D1	22.747	41.065	14.708	1:18.520	90.73	3.203	13:47:34.820
7 - D1	23.213	41.256	13.229	1:17.698	91.69	2.381	13:48:52.518
8 - D1	23.567	45.435	15.352	1:24.354	84.46	9.037	13:50:16.872
9 - D1	23.546	44.188	18.079	1:25.813	83.02	10.496	13:51:42.685
10 - D1	30.782	55.910	14.290	1:40.982	70.55	25.665	13:53:23.667
11 - D1	22.062	40.880	13.080	1:16.022 (2)	93.71	0.705	13:54:39.689
12 - D1	21.854	40.287	13.176	1:15.317 (1)	94.59		13:55:55.006
13 - D1	21.671	40.727	13.761	1:16.159 (3)	93.54	0.842	13:57:11.165
14 - D1	22.398	41.106	13.197	1:16.701	92.88	1.384	13:58:27.866
15 - D1	21.845	49.811	13.607	1:25.263	83.56	9.946	13:59:53.129
16 - D1	22.645	42.903	13.593	1:19.141	90.02	3.824	14:01:12.270
17 - D1	22.318	41.540	13.707	1:17.565	91.85	2.248	14:02:29.835
18 - D1	22.255	41.678	14.701	1:18.634	90.60	3.317	14:03:48.469

P32 10 GTC Motus One/Team Hard				Porsche 991.2			
IDEAL LAP TIME : 1:15.219		BEST LAP TIME : 1:15.500		DIFFERENCE : 0.281			
D1: Chris MURPHY		D2: James TAYLOR					
LAP	SECTOR 1	SECTOR 2	SECTOR 3	LAP TIME	MPH	DIFF	TIME OF DAY
1 - D1		44.667	6:34.568	7:48.460	15.20	6:32.960	13:45:00.043
2 - D1	27.874	45.886	15.262	1:29.022	80.03	13.522	13:46:29.065
3 - D1	22.586	42.295	14.300	1:19.181	89.97	3.681	13:47:48.246
4 - D1	21.634	40.340	13.827	1:15.801 (3)	93.99	0.301	13:49:04.047
5 - D1	21.842	41.515	14.037	1:17.394	92.05	1.894	13:50:21.441
6 - D1	21.775	43.184	18.367	1:23.326	85.50	7.826	13:51:44.767
7 - D1	30.529	55.898	14.366	1:40.793	70.68	25.293	13:53:25.560
8 - D1	21.990	40.239	13.987	1:16.216	93.47	0.716	13:54:41.776
9 - D1	21.529	40.551	13.545	1:15.625 (2)	94.21	0.125	13:55:57.401
10 - D1	21.435	40.449	13.616	1:15.500 (1)	94.36		13:57:12.901
11 - D1	21.450	40.908	13.994	1:16.352	93.31	0.852	13:58:29.253
12 - D1	23.182	46.882	IN PIT	1:33.390 P	76.28	17.890	14:00:02.643

P33 77 GTH Greystone GT				McLaren 570S GT4			
IDEAL LAP TIME : 1:16.845		BEST LAP TIME : 1:22.650		DIFFERENCE : 5.805			
D1: Mark HOPTON		D2: Euan HANKEY (P)					
LAP	SECTOR 1	SECTOR 2	SECTOR 3	LAP TIME	MPH	DIFF	TIME OF DAY
1 - D1		41.221	13.306	1:25.585 (2)	83.24	2.935	13:38:37.168
2 - D1	22.318	42.251	18.081	1:22.650 (1)	86.20		13:39:59.818
3 - D1	27.259	1:17.804	27.654	2:12.717 (3)	53.68	50.067	13:42:12.535
4 - D1	40.974	1:10.900	23.741	2:15.615	52.53	52.965	13:44:28.150
5 - D1	34.661	53.723	IN PIT	1:49.741 P	64.92	27.091	13:46:17.891

P34 52 GTH Valluga Racing				Porsche Cayman Clubsport GT4			
IDEAL LAP TIME : 1:17.357		BEST LAP TIME : 1:22.407		DIFFERENCE : 5.050			
D1: Chris BATES		D2: Darren BURKE (P)					
LAP	SECTOR 1	SECTOR 2	SECTOR 3	LAP TIME	MPH	DIFF	TIME OF DAY
1 - D1		41.212	13.667	1:25.031 (2)	83.78	2.624	13:38:36.614
2 - D1	22.478	41.910	18.019	1:22.407 (1)	86.45		13:39:59.021
3 - D1	27.228	1:17.866	27.555	2:12.649 (3)	53.71	50.242	13:42:11.670
4 - D1	40.940	1:10.756	23.795	2:15.491	52.58	53.084	13:44:27.161

GT Cup Championship

RACE 13 - BEST SECTORS

SECTOR 1				SECTOR 2				SECTOR 3				IDEAL / BEST COMPARISON				
POS	NO	NAME	TIME	NO	NAME	TIME	NO	NAME	TIME	POS	NO	NAME	IDEAL	BEST	DIFF	
												<div>PERFECT LAP1:04.570</div>				
1	67	Orange Racing powered by JMH	18.688	67	Orange Racing powered by JMH	34.361	23	Greystone GT	11.521	1	67	Orange Racing powered by JMH	1:04.746	1:04.895	0.149	
2	23	Greystone GT	18.722	16	Ram Racing	34.402	66	Enduro Motorsport	11.661	2	16	Ram Racing	1:04.909	1:04.943	0.034	
3	66	Enduro Motorsport	18.738	8	Abba Racing	34.681	8	Abba Racing	11.672	3	23	Greystone GT	1:05.018	1:05.087	0.069	
4	16	Ram Racing	18.762	66	Enduro Motorsport	34.692	67	Orange Racing powered by JMH	11.697	4	66	Enduro Motorsport	1:05.091	1:05.162	0.071	
5	8	Abba Racing	18.953	23	Greystone GT	34.775	16	Ram Racing	11.745	5	8	Abba Racing	1:05.306	1:05.637	0.331	
6	247	Racelab	19.105	4	Tecserve	35.383	247	Racelab	12.026	6	4	Tecserve	1:06.676	1:06.855	0.179	
7	61	Scott Sport	19.116	61	Scott Sport	35.671	7	Raw Motorsport	12.058	7	61	Scott Sport	1:06.916	1:07.189	0.273	
8	7	Raw Motorsport	19.179	7	Raw Motorsport	35.706	4	Tecserve	12.066	8	7	Raw Motorsport	1:06.943	1:07.289	0.346	
9	9	Topcats Racing	19.198	33	G-Cat Racing	35.995	33	G-Cat Racing	12.105	9	247	Racelab	1:07.150	1:07.458	0.308	
10	28	SB Race Engineering	19.220	247	Racelab	36.019	61	Scott Sport	12.129	10	33	G-Cat Racing	1:07.385	1:07.528	0.143	
11	4	Tecserve	19.227	44	Paddock Motorsport	36.108	9	Topcats Racing	12.153	11	28	SB Race Engineering	1:07.569	1:07.633	0.064	
12	33	G-Cat Racing	19.285	28	SB Race Engineering	36.131	28	SB Race Engineering	12.218	12	44	Paddock Motorsport	1:07.708	1:07.917	0.209	
13	44	Paddock Motorsport	19.331	9	Topcats Racing	36.436	44	Paddock Motorsport	12.269	13	9	Topcats Racing	1:07.787	1:07.851	0.064	
14	13	Team Webb	19.385	38	Simpson Motorsport	36.474	38	Simpson Motorsport	12.393	14	38	Simpson Motorsport	1:08.505	1:08.776	0.271	
15	38	Simpson Motorsport	19.638	13	Team Webb	36.684	56	FF Corse	12.518	15	13	Team Webb	1:08.599	1:08.944	0.345	
16	56	FF Corse	19.829	6	Century Motorsport	37.612	39	Track Focused	12.527	16	56	FF Corse	1:10.044	1:10.439	0.395	
17	6	Century Motorsport	20.080	56	FF Corse	37.697	13	Team Webb	12.530	17	6	Century Motorsport	1:10.340	1:10.778	0.438	
18	50	Valluga Racing	20.281	39	Track Focused	37.738	51	Valluga Racing	12.588	18	39	Track Focused	1:10.631	1:10.813	0.182	
19	39	Track Focused	20.366	50	Valluga Racing	37.953	78	Fox Motorsport	12.603	19	50	Valluga Racing	1:11.037	1:11.070	0.033	
20	78	Fox Motorsport	20.514	78	Fox Motorsport	38.185	6	Century Motorsport	12.648	20	78	Fox Motorsport	1:11.302	1:11.693	0.391	
21	69	Make Happen Racing	20.614	30	Make Happen Racing	38.366	25	Paddock Motorsport	12.691	21	30	Make Happen Racing	1:12.142	1:12.189	0.047	
22	14	Greystone GT	20.642	69	Make Happen Racing	38.431	26	Paddock Motorsport	12.798	22	14	Greystone GT	1:12.174	1:12.774	0.600	
23	30	Make Happen Racing	20.697	14	Greystone GT	38.725	50	Valluga Racing	12.803	23	69	Make Happen Racing	1:12.186	1:12.236	0.050	
24	96	Make Happen Racing	20.825	51	Valluga Racing	38.755	14	Greystone GT	12.807	24	51	Valluga Racing	1:12.211	1:12.690	0.479	
25	3	Topcats Racing	20.856	17	Orange Racing powered by JMH	38.757	17	Orange Racing powered by JMH	12.862	25	26	Paddock Motorsport	1:12.437	1:12.446	0.009	
26	51	Valluga Racing	20.868	26	Paddock Motorsport	38.766	96	Make Happen Racing	12.947	26	25	Paddock Motorsport	1:12.477	1:12.785	0.308	
27	26	Paddock Motorsport	20.873	96	Make Happen Racing	38.788	30	Make Happen Racing	13.079	27	17	Orange Racing powered by JMH	1:12.559	1:12.950	0.391	
28	25	Paddock Motorsport	20.933	25	Paddock Motorsport	38.853	80	Greystone GT	13.080	28	96	Make Happen Racing	1:12.560	1:13.469	0.909	
29	17	Orange Racing powered by JMH	20.940	3	Topcats Racing	38.853	69	Make Happen Racing	13.141	29	3	Topcats Racing	1:13.047	1:13.739	0.692	
30	10	Motus One/Team Hard	21.435	10	Motus One/Team Hard	40.239	77	Greystone GT	13.306	30	80	Greystone GT	1:15.038	1:15.317	0.279	
31	80	Greystone GT	21.671	80	Greystone GT	40.287	3	Topcats Racing	13.338	31	10	Motus One/Team Hard	1:15.219	1:15.500	0.281	
32	91	24-7 Motorsport	21.701	91	24-7 Motorsport	40.776	10	Motus One/Team Hard	13.545	32	91	24-7 Motorsport	1:16.289	1:16.497	0.208	
33	77	Greystone GT	22.318	52	Valluga Racing	41.212	52	Valluga Racing	13.667	33	77	Greystone GT	1:16.845	1:22.650	5.805	
34	52	Valluga Racing	22.478	77	Greystone GT	41.221	91	24-7 Motorsport	13.812	34	52	Valluga Racing	1:17.357	1:22.407	5.050	
35																

GT Cup Championship

RACE 13 - STATISTICS

Competitors Started 35
Planned Start 2022-04-10 @ 13:35:00.000
Actual Start 2022-04-10 @ 13:37:11.582
Finish Time 2022-04-10 @ 14:02:57.219
Track Length 1.9790mi.
Total Laps 601
Total Distance Covered 1189.4194mi.

Session Fastest Lap History

NO	CL	NAME	LAP TIME	TIME OF DAY	LAP	VEHICLE
16	GT3	Ram Racing	1:10.322	13:38:21.917	1	Mercedes AMG GT3
16	GT3	Ram Racing	1:06.940	13:47:04.479	6	Mercedes AMG GT3
16	GT3	Ram Racing	1:05.931	13:48:10.412	7	Mercedes AMG GT3
16	GT3	Ram Racing	1:05.299	13:55:14.345	12	Mercedes AMG GT3
67	GT3	Orange Racing powered by JMH	1:05.040	13:55:14.971	12	Mclaren 720S GT3
16	GT3	Ram Racing	1:04.943	13:56:19.288	13	Mercedes AMG GT3
67	GT3	Orange Racing powered by JMH	1:04.895	13:56:19.867	13	Mclaren 720S GT3

Session Leader History

NO	CL	NAME	FROM LAP	LAPS LED	DISTANCE	VEHICLE
16	GT3	Ram Racing	1	18	35.58 miles	Mercedes AMG GT3
67	GT3	Orange Racing powered by JMH	19	1	1.97 miles	Mclaren 720S GT3

Flag History

TYPE	TIME OF DAY
GREEN	13:37:11.582
SAFETY	13:38:49.374
GREEN	13:45:55.943
SAFETY	13:48:53.100
GREEN	13:53:02.278
FINISH	14:02:57.219

Flag Statistics

TYPE	COUNT	TOTAL LAPS	TOTAL TIME
Green	3	14	17:13.496
Red	0	0	0.000
Safety Car	2	5	11:15.746
FCY	0	0	0.000

GT Cup Championship

RACE 13 - STATISTICS

CLASS : GT3

10 Starters

Fastest Lap History

NO	NAME	LAP TIME	TIME OF DAY	LAP	VEHICLE
16	Ram Racing	1:10.322	13:38:21.917	1	Mercedes AMG GT3
16	Ram Racing	1:06.940	13:47:04.479	6	Mercedes AMG GT3
16	Ram Racing	1:05.931	13:48:10.412	7	Mercedes AMG GT3
16	Ram Racing	1:05.299	13:55:14.345	12	Mercedes AMG GT3
67	Orange Racing powered by JMH	1:05.040	13:55:14.971	12	Mclaren 720S GT3
16	Ram Racing	1:04.943	13:56:19.288	13	Mercedes AMG GT3
67	Orange Racing powered by JMH	1:04.895	13:56:19.867	13	Mclaren 720S GT3

Leader History

NO	NAME	FROM LAP	LAPS LED	DISTANCE	VEHICLE
16	Ram Racing	1	18	35.58 miles	Mercedes AMG GT3
67	Orange Racing powered by JMH	19	1	1.97 miles	Mclaren 720S GT3

GT Cup Championship

RACE 13 - STATISTICS

CLASS : GTC

7 Starters

Fastest Lap History

NO	NAME	LAP TIME	TIME OF DAY	LAP	VEHICLE
9	Topcats Racing	1:15.080	13:38:26.672	1	Lamborghini Super Trofeo
9	Topcats Racing	1:09.714	13:47:11.411	6	Lamborghini Super Trofeo
9	Topcats Racing	1:09.454	13:48:20.866	7	Lamborghini Super Trofeo
9	Topcats Racing	1:08.460	13:54:16.349	11	Lamborghini Super Trofeo
9	Topcats Racing	1:07.851	13:55:24.200	12	Lamborghini Super Trofeo
247	Racelab	1:07.458	13:56:34.852	13	Ferrari Challenge 488

Leader History

NO	NAME	FROM LAP	LAPS LED	DISTANCE	VEHICLE
9	Topcats Racing	1	17	33.60 miles	Lamborghini Super Trofeo
247	Racelab	18	2	3.95 miles	Ferrari Challenge 488

GT Cup Championship

RACE 13 - STATISTICS

CLASS : GTH

15 Starters

Fastest Lap History

NO	NAME	LAP TIME	TIME OF DAY	LAP	VEHICLE
39	Track Focused	1:20.835	13:38:32.423	1	Mercedes AMG GT4
39	Track Focused	1:19.972	13:39:52.399	2	Mercedes AMG GT4
69	Make Happen Racing	1:19.402	13:39:54.429	2	Mercedes AMG GT4
39	Track Focused	1:11.988	13:47:19.084	6	Mercedes AMG GT4
39	Track Focused	1:11.355	13:48:30.438	7	Mercedes AMG GT4
39	Track Focused	1:11.281	13:59:12.572	15	Mercedes AMG GT4
39	Track Focused	1:10.877	14:01:35.015	17	Mercedes AMG GT4
39	Track Focused	1:10.813	14:03:56.836	19	Mercedes AMG GT4

Leader History

NO	NAME	FROM LAP	LAPS LED	DISTANCE	VEHICLE
39	Track Focused	1	19	37.56 miles	Mercedes AMG GT4

GT Cup Championship

RACE 13 - STATISTICS

CLASS : GTO

3 Starters

Fastest Lap History


NO	NAME	LAP TIME	TIME OF DAY	LAP	VEHICLE
7	Raw Motorsport	1:14.777	13:38:26.374	1	Radical RXC
7	Raw Motorsport	1:10.005	13:47:10.729	6	Radical RXC
7	Raw Motorsport	1:07.289	13:48:18.021	7	Radical RXC

Leader History

NO	NAME	FROM LAP	LAPS LED	DISTANCE	VEHICLE
7	Raw Motorsport	1	19	37.56 miles	Radical RXC

GT Cup Championship

RACE 16 - GRID (50 minutes)

ROW 18	35	77	1:22.650 Greystone GT		
ROW 17	33	52	1:22.407 Valluga Racing	34	11 Ram Racing
ROW 16	31	10	1:15.500 Motus One/Team Hard	32	91 1:16.497 24-7 Motorsport
ROW 15	29	3	1:13.739 Topcats Racing	30	80 1:15.317 Greystone GT
ROW 14	27	17	1:12.950 Orange Racing powered by JMH	28	96 1:13.469 Make Happen Racing
ROW 13	25	14	1:12.774 Greystone GT	26	25 1:12.785 Paddock Motorsport
ROW 12	23	26	1:12.446 Paddock Motorsport	24	51 1:12.690 Valluga Racing
ROW 11	21	30	1:12.189 Make Happen Racing	22	69 1:12.236 Make Happen Racing
ROW 10	19	50	1:11.070 Valluga Racing	20	78 1:11.693 Fox Motorsport
ROW 9	17	6	1:10.778 Century Motorsport	18	39 1:10.813 Track Focused
ROW 8	15	13	1:08.944 Team Webb	16	56 1:10.439 FF Corse
ROW 7	13	44	1:07.917 Paddock Motorsport	14	38 1:08.776 Simpson Motorsport
ROW 6	11	28	1:07.633 SB Race Engineering	12	9 1:07.851 Topcats Racing
ROW 5	9	247	1:07.458 Racelab	10	33 1:07.528 G-Cat Racing
ROW 4	7	61	1:07.189 Scott Sport	8	7 1:07.289 Raw Motorsport
ROW 3	5	8	1:05.637 Abba Racing	6	4 1:06.855 Tecserve
ROW 2	3	23	1:05.087 Greystone GT	4	66 1:05.162 Enduro Motorsport
ROW 1	1	67	1:04.895 Orange Racing powered by JMH	2	16 1:04.943 Ram Racing
Pole					
					

Car 77 - 3 grid position penalty - Regulation Q12.21.4. refers.

Donington Park National: 1.9790 miles

These results are provisional until the conclusion of any judicial and technical matters.

Clerk Of Course : Simon Gnana-Pragasam	Stewards :	Timekeeper : Nick Palmer
--	------------	--------------------------

GT Cup Championship

RACE 16 - CLASSIFICATION

POS	NO	CL	PIC	TEAM / DRIVERS	CAR	LAPS	TIME	GAP	DIFF	MPH	BEST	ON
1	23	GT3	1	Greystone GT Ian CAMPBELL / Olli WEBB (P)	Mclaren 720S GT3	39	50:21.697			91.91	1:04.253	24
2	8	GT3	2	Abba Racing Richard NEARY / Sam NEARY (P)	Mercedes AMG GT3	39	50:23.290	1.593	1.593	91.86	1:04.383	36
3	67	GT3	3	Orange Racing powered by JMH Simon ORANGE / Michael O BRIEN (P)	Mclaren 720S GT3	39	50:33.892	12.195	10.602	91.54	1:03.978	34
4	16	GT3	4	Ram Racing Ian LOGGIE	Mercedes AMG GT3	39	50:34.054	12.357	0.162	91.53	1:05.835	37
5	33	GT3	5	G-Cat Racing Shamus JENNINGS / Greg CATON (PS)	Porsche 911 GTR GT3	39	50:42.443	20.746	8.389	91.28	1:05.247	39
6	61	GT3	6	Scott Sport John DHILLON / Andrea AMICI (P)	Lamborghini Huracan GT3	39	50:48.144	26.447	5.701	91.11	1:05.189	37
7	4	GT3	7	Tecserve Mark SANSOM / Will TREGURTHA (P)	Mercedes AMG GT3	39	50:48.403	26.706	0.259	91.10	1:04.449	25
8	66	GT3	8	Enduro Motorsport Mogan TILLBROOK / Marcus CLUTTON (P)	Mclaren 720S GT3	39	50:55.738	34.041	7.335	90.88	1:04.362	29
9	7	GTO	1	Raw Motorsport Steve BURGESS / Ben DIMMACK	Radical RXC	39	51:09.350	47.653	13.612	90.48	1:06.089	6
10	11	GT3	9	Ram Racing Mike PRICE / Callum MACLEOD (P)	Mercedes AMG GT3	39	51:18.710	57.013	9.360	90.20	1:04.745	25
11	56	GTC	1	FF Corse Roy MILLINGTON / Benny SIMONSEN (P)	Ferrari Challenge 488 EVO	39	51:25.841	1:04.144	7.131	89.99	1:06.723	30
12	44	GT3	10	Paddock Motorsport Steve RUSTON / John WHITEHOUSE	Mclaren 720S GT3	39	51:28.134	1:06.437	2.293	89.93	1:07.800	25
13	9	GTC	2	Topcats Racing Warren GILBERT / Jensen LUNN	Lamborghini Super Trofeo	38	50:29.984	1 Lap	1 Lap	89.30	1:08.674	31
14	247	GTC	3	Racelab Lucky KHERA / David MCDONALD (P)	Ferrari Challenge 488	38	50:33.057	1 Lap	3.073	89.21	1:06.575	36
15	69	GTH	1	Make Happen Racing Stephen WALTON / Chris HART	Mercedes AMG GT4	38	51:03.520	1 Lap	30.463	88.32	1:11.360	22
16	13	GTC	4	Team Webb James WEBB / Tom WEBB	Lamborghini Super Trofeo	38	51:06.499	1 Lap	2.979	88.24	1:08.934	23
17	39	GTH	2	Track Focused Darren KELL / James KELL (PS)	Mercedes AMG GT4	38	51:12.035	1 Lap	5.536	88.08	1:10.509	31
18	52	GTH	3	Valluga Racing Chris BATES / Darren BURKE (P)	Porsche Cayman Clubsport GT4	38	51:14.711	1 Lap	2.676	88.00	1:10.389	37
19	50	GTH	4	Valluga Racing James WALLIS / Sam MAHER-LOUGHNAN (PS)	Porsche Cayman 718 RS Clubsport	38	51:20.274	1 Lap	5.563	87.84	1:10.721	38
20	51	GTH	5	Valluga Racing Neil MACLENNAN / Cameron FENTON	Porsche Cayman Clubsport GT4	38	51:22.658	1 Lap	2.384	87.78	1:11.292	31
21	14	GTH	6	Greystone GT Phillip CARTER / Michael BROADHURST (P)	Mclaren 570S GT4	38	51:24.600	1 Lap	1.942	87.72	1:11.328	38
22	78	GTH	7	Fox Motorsport Tim DOCKER / Jordan ALBERT (P)	Mclaren 570S GT4	38	51:25.402	1 Lap	0.802	87.70	1:10.812	30
23	6	GTC	5	Century Motorsport Alex STEVENSON / James KELLET (P)	Ginetta G56 Supercup	37	50:22.153	2 Laps	1 Lap	87.18	1:07.825	28
24	80	GTH	8	Greystone GT Ron TRENKA / Jon LANCASTER (P)	Mclaren 570S GT4	37	50:24.659	2 Laps	2.506	87.10	1:11.114	25
25	77	GTH	9	Greystone GT Mark HOPTON / Euan HANKEY (P)	Mclaren 570S GT4	37	50:26.187	2 Laps	1.528	87.06	1:10.744	27
26	17 *	GTH	10	Orange Racing powered by JMH Russell LINDSAY / Patrick COLLINS	Mclaren 570S GT4	37	50:35.895	2 Laps	9.708	86.78	1:11.991	29
27	30	GTH	11	Make Happen Racing Greg EVANS / Neil BURROUGHS	Ginetta G55 GT4	37	51:13.820	2 Laps	37.925	85.71	1:12.273	24
28	10	GTC	6	Motus One/Team Hard Chris MURPHY / James TAYLOR	Porsche 991.2	37	51:22.207	2 Laps	8.387	85.48	1:09.749	36
29	91	GTH	12	24-7 Motorsport David FRANKLAND / Adriano MEDEIROS (P)	Audi R8 LMS GT4	36	50:42.114	3 Laps	1 Lap	84.26	1:12.437	24
30	28	GTO	2	SB Race Engineering Paul BAILEY / Ross WYLIE (P)	Mclaren MP4-12C Cam Am	36	51:26.548	3 Laps	44.434	83.05	1:06.168	29
31	38	GTO	3	Simpson Motorsport Sacha KAKAD / James KAYE (PS)	Marc 11 V8	35	50:30.017	4 Laps	1 Lap	82.25	1:08.347	11
32	3	GTC	7	Topcats Racing Charlotte GILBERT / Charlotte BIRCH	Lamborghini Super Trofeo	33	51:07.484	6 Laps	2 Laps	76.60	1:09.302	9

NOT CLASSIFIED

NC	26	GTH		Paddock Motorsport Tehmur CHOHAN / Tom ROCHE (PS)	Mclaren 570S GT4	22	33:47.814	17 Laps	11 Laps	77.22	1:12.162	4
NC	25	GTH		Paddock Motorsport Kavi JUNDU / Adam HATFIELD (PS)	Mclaren 570S GT4	12	14:58.423	27 Laps	10 Laps	95.01	1:12.599	7
NC	96	GTH		Make Happen Racing Jon CURRIE	Mercedes AMG GT4	12	15:00.894	27 Laps	2.471	94.74	1:12.932	4

FASTEST LAP

67	GT3	Orange Racing powered by JMH Simon ORANGE / Michael O BRIEN (P)	Mclaren 720S GT3	34	1:03.978	111.36 mph	179.21 kph
7	GTO	Raw Motorsport Steve BURGESS / Ben DIMMACK	Radical RXC	6	1:06.089	107.80 mph	173.49 kph
247	GTC	Racelab Lucky KHERA / David MCDONALD (P)	Ferrari Challenge 488	36	1:06.575	107.01 mph	172.22 kph
52	GTH	Valluga Racing Chris BATES / Darren BURKE (P)	Porsche Cayman Clubsport GT4	37	1:10.389	101.21 mph	162.89 kph

*Car 17 - 5 second penalty for exceeding track limits.

Weather / Track : Cloudy / Dry
These results are provisional until the conclusion of any judicial and technical matters.

Race Distance: 39 Laps / 77.18 miles
Donington Park National: 1.9790 miles
Start: 16:05 Flag 16:55 End: 16:59

Clerk Of Course : Simon Gnana-Pragasam	Stewards :	Timekeeper : Nick Palmer

GT Cup Championship

RACE 16 - LAP CHART

LAP 1 @ 16:06:28.264			LAP 2 @ 16:07:35.395			LAP 3 @ 16:08:42.056			LAP 4 @ 16:09:48.148			LAP 5 @ 16:10:54.259		
NO	BEHIND	LAP TIME	NO	BEHIND	LAP TIME	NO	BEHIND	LAP TIME	NO	BEHIND	LAP TIME	NO	BEHIND	LAP TIME
67		1:12.612	67		1:07.131	67		1:06.661	67		1:06.092	67		1:06.111
23	0.535	1:13.147	23	0.514	1:07.110	23	0.729	1:06.876	23	0.708	1:06.071	23	1.523	1:06.926
16	1.035	1:13.647	16	0.866	1:06.962	16	1.101	1:06.896	16	1.323	1:06.314	16	2.003	1:06.791
8	2.274	1:14.886	8	2.439	1:07.296	8	2.532	1:06.754	8	2.696	1:06.256	8	2.769	1:06.184
66	2.873	1:15.485	66	3.039	1:07.297	66	3.066	1:06.688	66	3.181	1:06.207	66	3.207	1:06.137
4	3.884	1:16.496	4	5.647	1:08.894	7	6.348	1:07.087	7	6.528	1:06.272	7	7.336	1:06.919
7	5.312	1:17.924	7	5.922	1:07.741	4	7.619	1:08.633	4	8.997	1:07.470	38	1 Lap	2:00.676
61	6.111	1:18.723	61	7.861	1:08.881	61	8.770	1:07.570	61	10.467	1:07.789	4	9.683	1:06.797
33	6.398	1:19.010	33	8.554	1:09.287	33	12.335	1:10.442	33	15.537	1:09.294	61	11.595	1:07.239
247	6.536	1:19.148	247	9.895	1:10.490	247	12.788	1:09.554	247	16.350	1:09.654	33	18.302	1:08.876
38	7.202	1:19.814	38	11.249	1:11.178	9	15.504	1:10.486	9	19.435	1:10.023	247	19.107	1:08.868
9	7.446	1:20.058	9	11.679	1:11.364	28	15.920	1:10.559	44	20.787	1:10.316	9	22.981	1:09.657
28	8.321	1:20.933	28	12.022	1:10.832	44	16.563	1:10.049	13	21.180	1:10.184	44	23.294	1:08.618
44	8.887	1:21.499	44	13.175	1:11.419	13	17.088	1:09.855	28	21.344	1:11.516	13	24.445	1:09.376
13	9.421	1:22.033	13	13.894	1:11.604	56	19.297	1:10.819	56	23.631	1:10.426	28	25.027	1:09.794
56	10.469	1:23.081	56	15.139	1:11.801	38	19.630	1:15.042 P	11	24.867	1:07.542	11	26.843	1:08.087
50	10.886	1:23.498	50	15.846	1:12.091	50	20.584	1:11.399	50	26.297	1:11.805	56	28.735	1:11.215
26	11.264	1:23.876	26	17.143	1:13.010	26	23.202	1:12.720	26	29.272	1:12.162	50	31.270	1:11.084
6	12.205	1:24.817	6	17.403	1:12.329	11	23.417	1:10.034	6	29.832	1:11.762	6	36.621	1:12.900
39	13.045	1:25.657	39	19.386	1:13.472	6	24.162	1:13.420	39	33.277	1:13.176	26	37.461	1:14.300
30	13.353	1:25.965	11	20.044	1:11.695	39	26.193	1:13.468	78	33.791	1:11.942	39	40.726	1:13.560
25	13.628	1:26.240	30	20.994	1:14.772	30	27.795	1:13.462	30	36.022	1:14.319	78	40.964	1:13.284
78	13.977	1:26.589	78	21.653	1:14.807	78	27.941	1:12.949	3	36.231	1:12.518	30	43.460	1:13.549
14	14.890	1:27.502	25	21.654	1:15.157	25	28.372	1:13.379	25	36.360	1:14.080	25	43.619	1:13.370
69	15.045	1:27.657	14	22.709	1:14.950	14	29.634	1:13.586	14	37.201	1:13.659	14	44.389	1:13.299
11	15.480	1:28.092	17	22.995	1:14.026	3	29.805	1:12.903	17	37.354	1:13.080	17	44.657	1:13.414
17	16.100	1:28.712	3	23.563	1:13.950	17	30.366	1:14.032	69	37.594	1:12.884	69	45.216	1:13.733
51	16.699	1:29.311	69	24.094	1:16.180	69	30.802	1:13.369	52	38.071	1:12.720	52	45.528	1:13.568
3	16.744	1:29.356	51	24.400	1:14.832	51	31.160	1:13.421	51	38.655	1:13.587	51	46.057	1:13.513
96	17.366	1:29.978	96	24.724	1:14.489	52	31.443	1:13.101	96	38.870	1:12.932	96	46.234	1:13.475
52	17.579	1:30.191	52	25.003	1:14.555	96	32.030	1:13.967	77	39.480	1:13.019	77	46.821	1:13.452
77	17.847	1:30.459	77	26.042	1:15.326	77	32.553	1:13.172	10	48.428	1:16.128	10	57.549	1:15.232
80	18.730	1:31.342	80	28.018	1:16.419	80	38.163	1:16.806	80	49.117	1:17.046	80	59.245	1:16.239
10	20.372	1:32.984	10	29.993	1:16.752	10	38.392	1:15.060	91	53.368	1:16.884			
91	21.033	1:33.645	91	31.885	1:17.983	91	42.576	1:17.352						

GT Cup Championship

RACE 16 - LAP CHART

LAP 6 @ 16:12:01.737			LAP 7 @ 16:13:08.321			LAP 8 @ 16:14:15.171			LAP 9 @ 16:15:21.145			LAP 10 @ 16:16:30.388		
NO	BEHIND	LAP TIME	NO	BEHIND	LAP TIME	NO	BEHIND	LAP TIME	NO	BEHIND	LAP TIME	NO	BEHIND	LAP TIME
67		1:07.478	67		1:06.584	67		1:06.850	67		1:05.974	67		1:09.243
91	1 Lap	1:20.516	23	1.714	1:07.551	23	1.123	1:06.259	77	1 Lap	1:14.133	14	1 Lap	1:13.424
23	0.747	1:06.702	16	2.305	1:07.860	16	1.747	1:06.292	23	1.442	1:06.293	23	1.324	1:09.125
16	1.029	1:06.504	8	2.995	1:08.066	66	3.600	1:06.857	16	2.037	1:06.264	52	1 Lap	1:12.623
8	1.513	1:06.222	66	3.593	1:08.260	8	4.887	1:08.742	66	3.243	1:05.617	16	2.142	1:09.348
66	1.917	1:06.188	80	1 Lap	1:19.004	7	5.663	1:06.635	8	5.254	1:06.341	66	2.648	1:08.648
7	5.947	1:06.089	7	5.878	1:06.515	10	1 Lap	1:16.730	7	6.691	1:07.002	8	3.696	1:07.685
3	1 Lap	1:43.626 P	4	10.137	1:07.089	4	10.885	1:07.598	4	12.074	1:07.163	69	1 Lap	1:14.775
4	9.632	1:07.427	61	12.978	1:07.655	61	13.296	1:07.168	61	14.610	1:07.288	17	1 Lap	1:15.606
38	1 Lap	1:11.068	91	1 Lap	1:19.468	80	1 Lap	1:15.980	10	1 Lap	1:15.831	51	1 Lap	1:14.996
61	11.907	1:07.790	38	1 Lap	1:11.299	38	1 Lap	1:10.404	80	1 Lap	1:15.493	7	5.245	1:07.797
33	19.335	1:08.511	33	20.937	1:08.186	33	22.924	1:08.837	38	1 Lap	1:09.089	96	1 Lap	1:15.206
247	20.278	1:08.649	247	22.376	1:08.682	247	24.201	1:08.675	33	25.070	1:08.120	77	1 Lap	1:14.757
9	24.907	1:09.404	9	28.304	1:09.981	91	1 Lap	1:21.007	247	26.782	1:08.555	4	9.160	1:06.329
44	25.291	1:09.475	44	28.518	1:09.811	9	30.825	1:09.371	9	34.571	1:09.720	61	12.577	1:07.210
13	27.713	1:10.746	11	31.492	1:09.811	44	31.024	1:09.356	44	35.637	1:10.587	38	1 Lap	1:09.920
28	27.953	1:10.404	13	32.213	1:11.084	11	31.478	1:06.836	28	38.946	1:09.012	10	1 Lap	1:15.845
11	28.265	1:08.900	28	32.394	1:11.025	28	35.908	1:10.364	13	40.925	1:10.575	33	24.796	1:08.969
56	31.757	1:10.500	56	35.860	1:10.687	13	36.324	1:10.961	91	1 Lap	1:19.774	247	26.222	1:08.683
50	35.013	1:11.221	50	39.863	1:11.434	56	39.767	1:10.757	56	44.187	1:10.394	80	1 Lap	1:16.025
6	41.688	1:12.545	6	46.910	1:11.806	50	44.332	1:11.319	50	49.691	1:11.333	9	34.450	1:09.122
26	42.856	1:12.873	26	48.921	1:12.649	6	51.271	1:11.211	11	51.503	1:25.999	44	34.703	1:08.309
39	46.481	1:13.233	39	53.705	1:13.808	26	54.758	1:12.687	6	56.455	1:11.158	28	38.407	1:08.704
78	47.036	1:13.550	78	53.971	1:13.519	39	1:00.394	1:13.539	26	1:01.610	1:12.826	13	41.731	1:10.049
30	49.115	1:13.133	25	55.318	1:12.599	78	1:00.666	1:13.545	78	1:07.212	1:12.520	56	49.003	1:14.059
25	49.303	1:13.162	30	56.153	1:13.622	25	1:01.323	1:12.855	39	1:08.004	1:13.584	11	51.311	1:09.051
14	50.087	1:13.176	14	56.665	1:13.162	30	1:02.466	1:13.163	25	1:08.343	1:12.994	91	1 Lap	1:19.912
17	50.968	1:13.789	17	57.450	1:13.066	14	1:02.895	1:13.080	30	1:09.110	1:12.618	50	52.976	1:12.528
52	51.558	1:13.508	52	58.004	1:13.030	17	1:03.849	1:13.249				3	4 Laps	5:16.001
69	51.838	1:14.100	69	58.613	1:13.359	52	1:04.044	1:12.890				6	58.795	1:11.583
51	52.197	1:13.618	51	59.078	1:13.465	69	1:04.455	1:12.692				26	1:04.973	1:12.606
96	52.344	1:13.588	96	59.346	1:13.586	51	1:04.738	1:12.510						
77	52.921	1:13.578	77	59.736	1:13.399	96	1:05.485	1:12.989						
10	1:04.240	1:14.169												

GT Cup Championship

RACE 16 - LAP CHART

LAP 11 @ 16:17:37.858			LAP 12 @ 16:18:44.186			LAP 13 @ 16:19:50.612			LAP 14 @ 16:20:56.459			LAP 15 @ 16:22:18.358		
NO	BEHIND	LAP TIME	NO	BEHIND	LAP TIME	NO	BEHIND	LAP TIME	NO	BEHIND	LAP TIME	NO	BEHIND	LAP TIME
67		1:07.470	67		1:06.328	67		1:06.426	67		1:05.847	67		1:21.899
23	3.267	1:09.413	16	3.523	1:06.416	16	3.558	1:06.461	50	1 Lap	1:12.012	50	1 Lap	1:19.203
16	3.435	1:08.763	66	4.666	1:06.697	6	1 Lap	1:12.406	16	3.942	1:06.231	16	1.690	1:19.647
66	4.297	1:09.119	26	1 Lap	1:13.638	66	4.117	1:05.877	66	4.468	1:06.198	66	2.199	1:19.630
78	1 Lap	1:13.992	23	5.007	1:08.068	23	5.316	1:06.735	8	8.157	1:08.488	8	5.793	1:19.535
8	5.006	1:08.780	8	5.311	1:06.633	8	5.516	1:06.631	23	8.785	1:09.316	23	7.390	1:20.504
7	6.122	1:08.347	7	6.830	1:07.036	7	7.958	1:07.554	7	9.958	1:07.847	7	8.678	1:20.619
39	1 Lap	1:14.991	78	1 Lap	1:13.100	91	2 Laps	1:20.622	6	1 Lap	1:15.373	6	1 Lap	1:19.676
25	1 Lap	1:14.836	4	13.776	1:09.854	26	1 Lap	1:14.172	4	16.243	1:07.431	4	12.308	1:17.964
30	1 Lap	1:14.622	39	1 Lap	1:14.014	4	14.659	1:07.309	26	1 Lap	1:15.601	26	1 Lap	1:14.614
14	1 Lap	1:13.969	25	1 Lap	1:14.030	78	1 Lap	1:12.941	91	2 Laps	1:20.346	91	2 Laps	1:21.014
52	1 Lap	1:14.141	30	1 Lap	1:14.230	39	1 Lap	1:13.207	78	1 Lap	1:15.864	78	1 Lap	1:20.702
69	1 Lap	1:12.457	14	1 Lap	1:14.479	30	1 Lap	1:13.353	61	28.690	1:12.564	61	26.936	1:20.145
51	1 Lap	1:12.742	52	1 Lap	1:14.130	61	21.973	1:11.795	39	1 Lap	1:14.798	39	1 Lap	1:19.520
4	10.250	1:08.560	69	1 Lap	1:13.492	25	1 Lap	1:15.721	30	1 Lap	1:15.508	30	1 Lap	1:18.507
17	1 Lap	1:14.672	61	16.604	1:09.250	69	1 Lap	1:14.401	69	1 Lap	1:13.819	69	1 Lap	1:18.367
96	1 Lap	1:14.500	51	1 Lap	1:13.346	52	1 Lap	1:15.146	52	1 Lap	1:14.013	52	1 Lap	1:18.426
61	13.682	1:08.575	17	1 Lap	1:13.104	14	1 Lap	1:16.079	14	1 Lap	1:16.021	14	1 Lap	1:17.476
77	1 Lap	1:14.786	96	1 Lap	1:12.949	51	1 Lap	1:15.289	17	1 Lap	1:16.275	17	1 Lap	1:17.449
38	1 Lap	1:08.712	77	1 Lap	1:12.577	17	1 Lap	1:13.914	51	1 Lap	1:17.439	51	1 Lap	1:18.471
33	25.739	1:08.413	38	1 Lap	1:08.347	96	1 Lap	1:13.235	77	1 Lap	1:16.814	77	1 Lap	1:18.005
247	27.604	1:08.852	33	27.598	1:08.187	77	1 Lap	1:13.351	33	39.480	1:15.235	33	34.630	1:17.049
10	1 Lap	1:18.009	247	29.199	1:07.923	38	1 Lap	1:09.047	38	1 Lap	1:16.718	38	1 Lap	1:17.438
9	36.710	1:09.730	9	39.803	1:09.421	33	30.092	1:08.920	247	41.197	1:15.755	247	36.623	1:17.325
44	37.290	1:10.057	44	40.060	1:09.098	247	31.289	1:08.516	44	49.850	1:13.799	44	42.050	1:14.099
80	1 Lap	1:16.572	28	43.273	1:10.123	44	41.898	1:08.264	9	50.573	1:12.903	9	43.128	1:14.454
28	39.478	1:08.541	10	1 Lap	1:16.454	9	43.517	1:10.140	28	51.393	1:11.580	28	44.219	1:14.725
13	44.100	1:09.839	13	47.385	1:09.613	28	45.660	1:08.813	13	1:00.150	1:14.265	13	52.144	1:13.893
11	51.466	1:07.625	80	1 Lap	1:17.038	13	51.732	1:10.773	11	1:00.844	1:13.465	11	52.961	1:14.016
56	53.532	1:11.999	11	51.710	1:06.572	11	53.226	1:07.942	10	1 Lap	1:17.359	10	1 Lap	1:16.273
3	4 Laps	1:10.918	56	57.896	1:10.692	10	1 Lap	1:15.156	80	1 Lap	1:23.891	80	1 Lap	1:22.260
50	58.384	1:12.878	3	4 Laps	1:10.072	80	1 Lap	1:15.563	56	1:17.143	1:21.812	56	1:17.562	1:22.318
6	1:04.099	1:12.774	50	1:03.707	1:11.651	56	1:01.178	1:09.708	3	4 Laps	1:20.665	3	4 Laps	1:22.083
91	1 Lap	1:19.947				3	4 Laps	1:09.302						

GT Cup Championship

RACE 16 - LAP CHART

LAP 16 @ 16:24:18.109			LAP 17 @ 16:26:25.787			LAP 18 @ 16:28:28.516			LAP 19 @ 16:30:33.104			LAP 20 @ 16:32:42.435		
NO	BEHIND	LAP TIME	NO	BEHIND	LAP TIME	NO	BEHIND	LAP TIME	NO	BEHIND	LAP TIME	NO	BEHIND	LAP TIME
67		1:59.751	67		2:07.678	67		2:02.729	67		2:04.588	67		2:09.331
50	1 Lap	1:59.946	50	1 Lap	2:07.623	50	1 Lap	2:02.667	16	0.903	2:03.492	16	0.730	2:09.158
16	1.847	1:59.908	16	2.019	2:07.850	16	1.999	2:02.709	66	1.661	2:03.705	66	1.414	2:09.084
66	2.575	2:00.127	66	2.692	2:07.795	66	2.544	2:02.581	50	1 Lap	2:05.445 P	8	2.161	2:09.130
8	3.893	1:57.851	8	4.561	2:08.346	8	3.486	2:01.654	8	2.362	2:03.464	23	3.596	2:09.275
23	5.054	1:57.415	23	5.285	2:07.909	23	4.547	2:01.991	23	3.652	2:03.693	7	4.582	2:09.601
7	6.008	1:57.081	7	6.462	2:08.132	7	5.848	2:02.115	7	4.312	2:03.052	6	1 Lap	2:09.827
6	1 Lap	1:55.707	6	1 Lap	2:07.981	6	1 Lap	2:02.006	6	1 Lap	2:02.800	4	5.960	2:09.514
4	7.581	1:55.024	4	7.902	2:07.999	4	7.285	2:02.112	4	5.777	2:03.080	30	1 Lap	2:03.367 P
26	1 Lap	1:54.628	26	1 Lap	2:07.501	26	1 Lap	2:01.448	26	1 Lap	2:04.882 P	61	6.600	2:06.223
91	2 Laps	1:45.635	91	2 Laps	2:07.973	91	2 Laps	2:01.065	61	9.708	2:02.319	33	7.279	2:01.661
78	1 Lap	1:46.067	78	1 Lap	2:08.331	78	1 Lap	2:00.426	91	2 Laps	2:04.675 P	38	1 Lap	2:01.108
61	14.254	1:47.069	61	14.495	2:07.919	61	11.977	2:00.211	30	1 Lap	2:03.210	247	9.404	2:01.027
39	1 Lap	1:47.492	39	1 Lap	2:07.928	39	1 Lap	2:00.133	78	1 Lap	2:05.437 P	44	11.414	2:01.358
30	1 Lap	1:47.657	30	1 Lap	2:07.742	30	1 Lap	2:00.102	39	1 Lap	2:04.926 P	9	12.434	2:01.877
69	1 Lap	1:47.946	69	1 Lap	2:07.795	69	1 Lap	2:00.237	69	1 Lap	2:04.229 P	28	13.463	2:02.363
52	1 Lap	1:47.885	52	1 Lap	2:07.958	52	1 Lap	2:01.675	33	14.949	1:58.347	13	14.288	2:02.371
14	1 Lap	1:46.961	14	1 Lap	2:08.293	14	1 Lap	2:01.520	52	1 Lap	2:03.159 P	11	14.994	2:02.151
17	1 Lap	1:47.563	17	1 Lap	2:08.010	17	1 Lap	2:01.489	14	1 Lap	2:03.159 P	10	1 Lap	2:02.478
51	1 Lap	1:46.528	51	1 Lap	2:08.334	51	1 Lap	2:01.406	38	1 Lap	1:58.766	56	16.696	2:00.562
77	1 Lap	1:46.999	77	1 Lap	2:07.958	77	1 Lap	2:01.668	17	1 Lap	2:03.604 P	3	4 Laps	1:59.624
33	21.846	1:46.967	33	22.502	2:08.334	33	21.190	2:01.417	247	17.708	1:59.080	69	1 Lap	2:33.119
38	1 Lap	1:46.496	38	1 Lap	2:08.934	38	1 Lap	2:01.107	51	1 Lap	2:03.859 P	26	1 Lap	2:39.205
247	23.585	1:46.713	247	25.005	2:09.098	247	23.216	2:00.940	44	19.387	1:58.953	51	1 Lap	2:32.634
44	24.924	1:42.625	44	26.606	2:09.360	44	25.022	2:01.145	9	19.888	1:59.108	17	1 Lap	2:34.864
9	25.500	1:42.123	9	27.238	2:09.416	9	25.368	2:00.859	77	1 Lap	2:04.376 P	39	1 Lap	2:41.875
28	26.753	1:42.285	28	28.073	2:08.998	28	26.327	2:00.983	28	20.431	1:58.692	91	2 Laps	2:51.420
13	28.195	1:35.802	13	29.109	2:08.592	13	27.115	2:00.735	13	21.248	1:58.721	50	1 Lap	3:03.569
11	29.165	1:35.955	11	29.794	2:08.307	11	27.599	2:00.534	11	22.174	1:59.163	14	1 Lap	2:49.239
10	1 Lap	1:30.821	10	1 Lap	2:08.087	10	1 Lap	2:00.675	10	1 Lap	1:58.793	77	1 Lap	2:46.007
80	1 Lap	1:22.714	80	1 Lap	1:59.676	80	1 Lap	2:00.726	56	25.465	1:59.466	52	1 Lap	2:54.367
56	40.517	1:22.706	56	32.641	1:59.802	56	30.587	2:00.675	80	1 Lap	2:00.816 P	80	1 Lap	2:44.757
3	4 Laps	1:22.255	3	4 Laps	2:01.608	3	4 Laps	2:01.043	3	4 Laps	1:58.797	78	1 Lap	3:05.179
SC	15 Laps	2:06.226	SC	15 Laps	2:04.282	SC	15 Laps	2:02.715	SC	15 Laps	2:08.279	SC	15 Laps	1:43.077 P

GT Cup Championship

RACE 16 - LAP CHART

LAP 21 @ 16:34:25.127			LAP 22 @ 16:35:33.526			LAP 23 @ 16:36:39.921			LAP 24 @ 16:37:48.809			LAP 25 @ 16:40:13.323		
NO	BEHIND	LAP TIME	NO	BEHIND	LAP TIME	NO	BEHIND	LAP TIME	NO	BEHIND	LAP TIME	NO	BEHIND	LAP TIME
67		1:42.692 P	7		1:07.159	7		1:06.395	7		1:08.888 P	16		1:07.073
7	1.240	1:39.350	33	8.010	1:13.230 P	16	1 Lap	2:26.202	77	2 Laps	1:11.947	3	5 Laps	3:13.264
16	1.278	1:43.240 P	13	12.741	1:10.153	13	15.280	1:08.934	247	2 Laps	3:13.164	38	3 Laps	1:10.801
66	1.835	1:43.113 P	3	4 Laps	1:10.383	3	4 Laps	1:12.823 P	10	3 Laps	3:04.145	23	7.239	1:04.629
8	2.743	1:43.274 P	69	1 Lap	1:11.966	69	1 Lap	1:11.360	16	1 Lap	1:06.823	4	10.296	1:04.449
33	3.179	1:38.592	51	1 Lap	1:11.572	23	1 Lap	2:37.649	13	19.312	1:12.920 P	8	14.336	1:04.542
23	4.051	1:43.147 P	26	1 Lap	1:13.069	4	1 Lap	2:36.630	23	1 Lap	1:04.853	33	18.877	1:06.244
6	1 Lap	1:42.947 P	17	1 Lap	1:12.854	8	1 Lap	2:44.326	4	1 Lap	1:05.493	7	23.689	2:48.203
4	7.107	1:43.839 P	39	1 Lap	1:12.317	9	1 Lap	2:33.683	69	1 Lap	1:11.939	61	26.033	1:06.535
61	8.342	1:44.434 P	50	1 Lap	1:12.003	44	1 Lap	2:35.963	8	1 Lap	1:05.305	67	26.280	1:06.795
38	1 Lap	1:44.297 P	14	1 Lap	1:13.741	6	2 Laps	2:44.795	33	1 Lap	2:38.471	66	26.484	1:05.460
13	10.987	1:39.391	91	2 Laps	1:15.079	61	1 Lap	2:42.761	9	1 Lap	1:09.306	69	26.816	1:12.949
247	12.313	1:45.601 P	52	1 Lap	1:13.488	67	1 Lap	2:54.532	61	1 Lap	1:08.402	44	28.498	1:07.800
44	14.156	1:45.434 P	30	1 Lap	1:14.528	66	1 Lap	2:56.826	44	1 Lap	1:09.816	9	31.630	1:09.468
3	4 Laps	1:39.280	78	1 Lap	1:17.080	51	1 Lap	1:11.419	67	1 Lap	1:05.603	6	1 Lap	1:09.394
69	1 Lap	1:19.820	80	1 Lap	1:25.776	39	1 Lap	1:11.809	6	2 Laps	1:10.152	11	34.654	1:04.745
9	15.906	1:46.164 P	77	1 Lap	1:32.699	50	1 Lap	1:12.061	66	1 Lap	1:05.051	13	42.713	2:47.915
28	18.314	1:47.543 P				14	1 Lap	1:12.206	51	1 Lap	1:11.461	51	45.119	1:11.476
11	19.581	1:47.279 P				52	1 Lap	1:12.806	39	1 Lap	1:10.961	39	45.280	1:10.683
10	1 Lap	1:48.655 P				11	1 Lap	2:47.944	11	1 Lap	1:05.525	56	45.439	1:07.192
56	22.822	1:48.818 P				91	2 Laps	1:14.667	50	1 Lap	1:11.314	50	48.950	1:11.596
26	1 Lap	1:39.575				17	1 Lap	1:21.887	14	1 Lap	1:11.625	14	52.919	1:11.691
51	1 Lap	1:35.901				56	1 Lap	2:48.901	52	1 Lap	1:11.713	52	53.056	1:11.582
17	1 Lap	1:35.649				78	1 Lap	1:12.565	56	1 Lap	1:06.970	28	53.157	1:07.251
39	1 Lap	1:33.866				30	1 Lap	1:14.560	91	2 Laps	1:13.344	91	1 Lap	1:12.437
91	2 Laps	1:28.875				28	1 Lap	3:00.000	17	1 Lap	1:12.914	78	58.673	1:11.775
50	1 Lap	1:25.764				80	1 Lap	1:11.833	78	1 Lap	1:12.193	17	1:00.299	1:12.115
14	1 Lap	1:25.642							28	1 Lap	1:07.548	247	1:00.471	1:08.552
77	1 Lap	1:25.193							30	1 Lap	1:12.570	30	1:03.008	1:12.925
52	1 Lap	1:22.886							80	1 Lap	1:11.323	80	1:04.714	1:11.114
80	1 Lap	1:22.465							247	1 Lap	1:07.276			
78	1 Lap	1:16.812							77	1 Lap	1:10.961			
30	1 Lap	2:20.922							10	2 Laps	1:10.674			
									26	2 Laps	2:49.772 P			
									16	1:17.441	1:06.820			
									38	3 Laps	4:34.455			
									23	1:27.124	1:04.253			
									4	1:30.361	1:04.813			
									8	1:34.308	1:05.616			
									33	1:37.147	1:05.949			
									69	1:38.381	1:11.842			
									67	1:43.999	1:07.546			
									61	1:44.012	1:08.189			
									44	1:45.212	1:08.959			
									66	1:45.538	1:05.508			
									9	1:46.676	1:11.463			
									6	1 Lap	1:10.171			
									11	1:54.423	1:05.055			
									51	1:58.157	1:11.660			
									39	1:59.111	1:10.934			
									50	2:01.868	1:11.177			
									56	2:02.761	1:07.750			
									14	2:05.742	1:12.651			
									52	2:05.988	1:11.166			
									28	2:10.420	1:08.240			
									91	1 Lap	1:12.540			
									78	2:11.412	1:11.175			
									17	2:12.698	1:12.633			
									30	2:14.597	1:12.273			
									247	2:16.433	1:07.362			
									80	2:18.114	1:11.507			
									77	2:23.413	1:11.934			
									10	1 Lap	1:10.814			

GT Cup Championship

RACE 16 - LAP CHART

LAP 26 @ 16:41:20.188			LAP 27 @ 16:42:27.026			LAP 28 @ 16:43:34.007			LAP 29 @ 16:44:39.950			LAP 30 @ 16:45:47.107		
NO	BEHIND	LAP TIME	NO	BEHIND	LAP TIME	NO	BEHIND	LAP TIME	NO	BEHIND	LAP TIME	NO	BEHIND	LAP TIME
16		1:06.865	16		1:06.838	16		1:06.981	16		1:05.943	16		1:07.157
10	2 Laps	1:10.305	30	1 Lap	1:12.872	78	1 Lap	1:11.706	14	1 Lap	1:11.587	39	1 Lap	1:12.063
77	1 Lap	1:11.132	80	1 Lap	1:12.016	23	3.051	1:06.048	23	2.282	1:05.174	23	1.057	1:05.932
23	5.320	1:04.946	23	3.984	1:05.502	91	2 Laps	1:13.049	4	5.993	1:06.441	51	1 Lap	1:12.767
4	8.671	1:05.240	10	2 Laps	1:09.835	17	1 Lap	1:12.698	78	1 Lap	1:11.146	50	1 Lap	1:11.698
38	3 Laps	1:10.160	4	6.466	1:04.633	4	5.495	1:06.010	8	7.698	1:05.660	52	1 Lap	1:11.161
3	5 Laps	1:15.780	77	1 Lap	1:11.068	30	1 Lap	1:12.353	17	1 Lap	1:12.210	4	3.934	1:05.098
8	11.896	1:04.425	8	10.041	1:04.983	80	1 Lap	1:11.665	91	2 Laps	1:14.212	8	5.862	1:05.321
33	17.805	1:05.793	38	3 Laps	1:09.327	8	7.981	1:04.921	80	1 Lap	1:11.325	14	1 Lap	1:11.427
7	23.714	1:06.890	33	16.475	1:05.508	10	2 Laps	1:10.828	10	2 Laps	1:10.170	78	1 Lap	1:11.041
67	24.720	1:05.305	3	5 Laps	1:14.207	77	1 Lap	1:10.744	30	1 Lap	1:12.929	17	1 Lap	1:11.991
66	25.177	1:05.558	67	22.057	1:04.175	33	14.963	1:05.469	33	14.994	1:05.974	33	15.796	1:07.959
61	25.190	1:06.022	66	22.901	1:04.562	38	3 Laps	1:09.143	77	1 Lap	1:10.974	67	16.092	1:05.461
44	30.105	1:08.472	61	24.814	1:06.462	67	19.275	1:04.199	67	17.788	1:04.456	66	17.208	1:05.332
69	32.326	1:12.375	7	25.604	1:08.728	66	20.614	1:04.694	66	19.033	1:04.362	80	1 Lap	1:12.036
11	33.237	1:05.448	44	31.133	1:07.866	61	23.971	1:06.138	38	3 Laps	1:12.671	10	2 Laps	1:11.547
9	33.942	1:09.177	11	31.543	1:05.144	7	25.704	1:07.081	61	23.431	1:05.403	91	2 Laps	1:14.786
6	1 Lap	1:09.154	6	1 Lap	1:09.232	3	5 Laps	1:16.367	7	26.345	1:06.584	30	1 Lap	1:13.379
56	45.731	1:07.157	9	37.608	1:10.504	11	29.476	1:04.914	11	28.779	1:05.246	77	1 Lap	1:11.734
13	47.545	1:11.697	69	38.103	1:12.615	44	32.793	1:08.641	44	35.629	1:08.779	61	21.743	1:05.469
51	50.318	1:12.064	56	45.777	1:06.884	6	1 Lap	1:07.962	3	5 Laps	1:15.359	7	25.497	1:06.309
39	50.457	1:12.042	13	51.254	1:10.547	9	39.739	1:09.112	6	1 Lap	1:07.825	11	26.640	1:05.018
28	53.783	1:07.491	28	54.247	1:07.302	69	42.716	1:11.594	9	42.648	1:08.852	38	3 Laps	1:12.131
50	54.041	1:11.956	39	55.694	1:12.075	56	46.007	1:07.211	56	46.842	1:06.778	44	37.065	1:08.593
52	57.593	1:11.402	51	55.730	1:12.250	28	54.131	1:06.865	69	48.537	1:11.764	6	1 Lap	1:08.354
14	58.523	1:12.469	50	59.325	1:12.122	13	55.665	1:11.392	28	54.356	1:06.168	3	5 Laps	1:13.381
247	1:01.652	1:08.046	52	1:01.643	1:10.888	51	1:01.576	1:12.827	13	1:00.106	1:10.384	9	44.707	1:09.216
78	1:03.030	1:11.222	247	1:01.830	1:07.016	39	1:01.786	1:13.073	247	1:03.665	1:07.325	56	46.408	1:06.723
91	1 Lap	1:13.409	14	1:03.081	1:11.396	247	1:02.283	1:07.434				69	52.927	1:11.547
17	1:05.586	1:12.152				50	1:04.075	1:11.731				28	59.328	1:12.129 P
						52	1:05.366	1:10.704				13	1:03.161	1:10.212
												247	1:03.380	1:06.872

GT Cup Championship

RACE 16 - LAP CHART

LAP 31 @ 16:46:53.283			LAP 32 @ 16:48:00.533			LAP 33 @ 16:49:05.922			LAP 34 @ 16:50:11.613			LAP 35 @ 16:51:16.352		
NO	BEHIND	LAP TIME	NO	BEHIND	LAP TIME	NO	BEHIND	LAP TIME	NO	BEHIND	LAP TIME	NO	BEHIND	LAP TIME
16		1:06.176	16		1:07.250	23		1:05.224	23		1:05.691	23		1:04.739
23	0.184	1:05.303	23	0.165	1:07.231	16	1.528	1:06.917	3	6 Laps	1:12.915	247	1 Lap	1:07.120
4	3.379	1:05.621	4	1.042	1:04.913	8	2.112	1:04.864	247	1 Lap	1:07.776	8	3.383	1:05.219
8	5.161	1:05.475	8	2.637	1:04.726	4	4.054	1:08.401 P	8	2.903	1:06.482	16	6.012	1:07.108
39	1 Lap	1:10.751	13	1 Lap	1:13.041	13	1 Lap	1:11.580	16	3.643	1:07.806	67	10.041	1:04.613
51	1 Lap	1:11.453	39	1 Lap	1:10.509	67	11.880	1:04.842	69	1 Lap	1:13.366	3	6 Laps	1:14.927
50	1 Lap	1:11.818	51	1 Lap	1:11.292	39	1 Lap	1:11.046	67	10.167	1:03.978	69	1 Lap	1:11.397
52	1 Lap	1:11.246	52	1 Lap	1:10.760	66	15.649	1:06.898 P	13	1 Lap	1:11.009	33	19.004	1:06.412
14	1 Lap	1:11.674	67	12.427	1:04.580	33	16.790	1:07.476	33	17.331	1:06.232	30	2 Laps	1:44.207
78	1 Lap	1:10.812	50	1 Lap	1:11.582	51	1 Lap	1:12.259	39	1 Lap	1:11.092	13	1 Lap	1:11.213
67	15.097	1:05.181	66	14.140	1:05.429	52	1 Lap	1:11.359	52	1 Lap	1:12.172	39	1 Lap	1:10.711
33	15.604	1:05.984	33	14.703	1:06.349	50	1 Lap	1:11.884	51	1 Lap	1:12.951	61	25.797	1:05.706
66	15.961	1:04.929	14	1 Lap	1:12.496	14	1 Lap	1:11.834	50	1 Lap	1:11.274	4	26.110	1:05.560
17	1 Lap	1:12.576	78	1 Lap	1:11.381	61	23.784	1:06.305	61	24.830	1:06.737	52	1 Lap	1:11.376
10	2 Laps	1:10.072	61	22.868	1:06.322	78	1 Lap	1:11.439	4	25.289	1:26.926	11	31.459	1:09.981 P
80	1 Lap	1:11.854	10	2 Laps	1:09.827	11	26.357	1:05.716	11	26.217	1:05.551	51	1 Lap	1:13.057
61	23.796	1:08.229	11	26.030	1:06.234	10	2 Laps	1:10.110	14	1 Lap	1:11.960	50	1 Lap	1:13.418
11	27.046	1:06.582	7	27.842	1:07.078	7	30.229	1:07.776	78	1 Lap	1:11.578	7	35.840	1:08.736
7	28.014	1:08.693	17	1 Lap	1:14.333	80	1 Lap	1:12.009	7	31.843	1:07.305	66	36.255	1:05.290
77	1 Lap	1:13.435	80	1 Lap	1:12.661	17	1 Lap	1:12.760	10	2 Laps	1:10.817	14	1 Lap	1:11.667
30	1 Lap	1:14.632	77	1 Lap	1:11.083	77	1 Lap	1:11.136	66	35.704	1:25.746	78	1 Lap	1:12.644
91	2 Laps	1:15.348	30	1 Lap	1:12.894	38	3 Laps	1:12.698	80	1 Lap	1:11.634	10	2 Laps	1:10.886
38	3 Laps	1:10.873	38	3 Laps	1:11.394	44	43.585	1:08.641	17	1 Lap	1:12.091	80	1 Lap	1:11.410
44	39.049	1:08.160	91	2 Laps	1:14.104	91	2 Laps	1:13.801	77	1 Lap	1:11.103	77	1 Lap	1:11.272
6	1 Lap	1:07.934	44	40.333	1:08.534	6	1 Lap	1:08.267	44	46.388	1:08.494	44	50.437	1:08.788
9	47.205	1:08.674	6	1 Lap	1:08.017	30	1 Lap	1:17.024 P	6	1 Lap	1:08.916	17	1 Lap	1:12.980
56	47.852	1:07.620	56	47.626	1:07.024	56	49.278	1:07.041	38	3 Laps	1:12.109	6	1 Lap	1:08.491
3	5 Laps	1:14.662	9	49.040	1:09.085	9	52.461	1:08.810	56	51.097	1:07.510	56	53.786	1:07.428
69	58.652	1:11.901	3	5 Laps	1:13.001				91	2 Laps	1:13.674	38	3 Laps	1:11.356
247	1:04.277	1:07.073	69	1:03.291	1:11.889				28	3 Laps	4:20.961	28	3 Laps	1:06.892
			247	1:03.801	1:06.774				9	56.390	1:09.620	9	1:00.407	1:08.756
												91	2 Laps	1:13.500

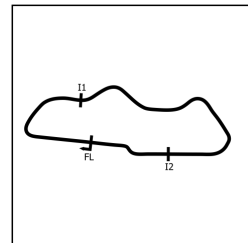
GT Cup Championship

RACE 16 - LAP CHART

LAP 36 @ 16:52:21.004			LAP 37 @ 16:53:26.128			LAP 38 @ 16:54:31.729			LAP 39 @ 16:55:37.349		
NO	BEHIND	LAP TIME	NO	BEHIND	LAP TIME	NO	BEHIND	LAP TIME	NO	BEHIND	LAP TIME
23		1:04.652	23		1:05.124	23		1:05.601	23		1:05.620
8	3.114	1:04.383	8	2.699	1:04.709	17	2 Laps	1:12.159	6	2 Laps	1:08.929
247	1 Lap	1:07.523	91	3 Laps	1:13.111	8	2.120	1:05.022	8	1.593	1:05.093
16	7.827	1:06.467	247	1 Lap	1:06.575	38	4 Laps	1:10.899	80	2 Laps	1:12.162
67	9.447	1:04.058	16	8.538	1:05.835	9	1 Lap	1:10.434	77	2 Laps	1:11.628
69	1 Lap	1:11.572	67	8.712	1:04.389	247	1 Lap	1:07.907	9	1 Lap	1:09.560
3	6 Laps	1:14.395	33	21.318	1:06.176	16	10.755	1:07.818	38	4 Laps	1:11.628
33	20.266	1:05.914	69	1 Lap	1:12.493	67	10.934	1:07.823	17	2 Laps	1:13.499
13	1 Lap	1:10.185	61	26.553	1:05.189	91	3 Laps	1:14.224	247	1 Lap	1:07.474
61	26.488	1:05.343	4	27.090	1:05.211	33	21.119	1:05.402	67	12.195	1:06.881
4	27.003	1:05.545	3	6 Laps	1:14.204	61	26.308	1:05.356	16	12.357	1:07.222
30	2 Laps	1:14.538	13	1 Lap	1:10.972	4	26.509	1:05.020	91	3 Laps	1:12.716
39	1 Lap	1:10.891	66	36.090	1:04.705	69	1 Lap	1:13.027	33	20.746	1:05.247
66	36.509	1:04.906	30	2 Laps	1:12.947	66	35.237	1:04.748	61	26.447	1:05.759
52	1 Lap	1:10.873	39	1 Lap	1:11.508	3	6 Laps	1:13.845	4	26.706	1:05.817
7	39.644	1:08.456	7	42.295	1:07.775	13	1 Lap	1:11.200	66	34.041	1:04.424
51	1 Lap	1:11.817	52	1 Lap	1:10.701	39	1 Lap	1:11.175	69	1 Lap	1:13.493
50	1 Lap	1:11.644	50	1 Lap	1:12.826	7	44.813	1:08.119	13	1 Lap	1:12.683
14	1 Lap	1:12.263	51	1 Lap	1:13.228	30	2 Laps	1:13.035	3	6 Laps	1:13.970
78	1 Lap	1:11.271	14	1 Lap	1:11.533	52	1 Lap	1:10.389	7	47.653	1:08.460
10	2 Laps	1:09.829	10	2 Laps	1:10.517	50	1 Lap	1:10.979	39	1 Lap	1:12.148
80	1 Lap	1:11.302	78	1 Lap	1:11.671	51	1 Lap	1:11.876	30	2 Laps	1:12.331
11	55.544	1:28.737	11	56.090	1:05.670	10	2 Laps	1:09.749	52	1 Lap	1:10.953
44	56.244	1:10.459	44	59.889	1:08.769	11	56.328	1:05.839	11	57.013	1:06.305
77	1 Lap	1:11.747	56	1:00.718	1:08.116	14	1 Lap	1:12.376	50	1 Lap	1:10.721
6	1 Lap	1:09.148	80	1 Lap	1:12.200	78	1 Lap	1:12.096	10	2 Laps	1:10.591
56	57.726	1:08.592	28	3 Laps	1:07.423	56	1:02.506	1:07.389	51	1 Lap	1:12.027
17	1 Lap	1:13.476	6	1 Lap	1:10.384	44	1:03.579	1:09.291	14	1 Lap	1:11.328
28	3 Laps	1:06.735	77	1 Lap	1:12.561	28	3 Laps	1:07.033	78	1 Lap	1:11.051
38	3 Laps	1:10.912							56	1:04.144	1:07.258
9	1:04.638	1:08.883							28	3 Laps	1:06.721
									44	1:06.437	1:08.478

GT Cup Championship

RACE 16 - SECTOR ANALYSIS

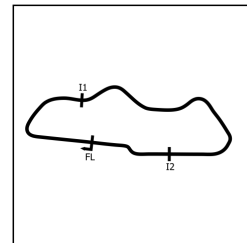


SECTOR 1 = FL to I1, SECTOR 2 = I1 to I2, SECTOR 3 = I2 to FL, DIFF = Difference To Personal Best Lap, P = Crossed Finish Line in Pit Lane, D = Time Disallowed

P1 23 GT3 Greystone GT				McLaren 720S GT3			
IDEAL LAP TIME : 1:04.101		BEST LAP TIME : 1:04.253		DIFFERENCE : 0.152			
D1: Ian CAMPBELL		D2: Olli WEBB (P)					
LAP	SECTOR 1	SECTOR 2	SECTOR 3	LAP TIME	MPH	DIFF	TIME OF DAY
1 - D1		35.937	12.373	1:13.147	97.40	8.894	16:06:28.799
2 - D1	19.414	35.720	11.976	1:07.110	106.16	2.857	16:07:35.909
3 - D1	19.126	35.627	12.123	1:06.876	106.53	2.623	16:08:42.785
4 - D1	19.063	35.101	11.907	1:06.071	107.83	1.818	16:09:48.856
5 - D1	19.377	35.707	11.842	1:06.926	106.45	2.673	16:10:55.782
6 - D1	19.074	35.310	12.318	1:06.702	106.81	2.449	16:12:02.484
7 - D1	19.569	35.304	12.678	1:07.551	105.47	3.298	16:13:10.035
8 - D1	19.188	35.186	11.885	1:06.259	107.52	2.006	16:14:16.294
9 - D1	19.016	35.463	11.814	1:06.293	107.47	2.040	16:15:22.587
10 - D1	19.507	37.336	12.282	1:09.125	103.06	4.872	16:16:31.712
11 - D1	19.629	37.502	12.282	1:09.413	102.64	5.160	16:17:41.125
12 - D1	19.929	35.867	12.272	1:08.068	104.66	3.815	16:18:49.193
13 - D1	19.170	35.560	12.005	1:06.735	106.76	2.482	16:19:55.928
14 - D1	19.456	36.818	13.042	1:09.316	102.78	5.063	16:21:05.244
15 - D1	27.154	39.089	14.261	1:20.504	88.50	16.251	16:22:25.748
16 - D1	29.711	1:06.362	21.342	1:57.415	60.67	53.162	16:24:23.163
17 - D1	37.962	1:08.890	21.057	2:07.909	55.70	1:03.656	16:26:31.072
18 - D1	38.036	1:03.475	20.480	2:01.991	58.40	57.738	16:28:33.063
19 - D1	37.057	1:05.884	20.752	2:03.693	57.59	59.440	16:30:36.756
20 - D1	39.273	1:06.921	23.081	2:09.275	55.11	1:05.022	16:32:46.031
21 - D1	29.335	54.749	IN PIT	1:43.147	P 69.07	38.894	16:34:29.178
22 - D1	OUTLAP	34.602	11.553	2:37.649	45.19	1:33.396	16:37:06.827
23 - D1	18.714	34.612	11.527	1:04.853	109.85	0.600	16:38:11.680
24 - D1	18.670	34.169	11.414	1:04.253 (1)	110.88		16:39:15.933
25 - D1	18.518	34.222	11.889	1:04.629 (2)	110.23	0.376	16:40:20.562
26 - D1	18.817	34.649	11.480	1:04.946	109.70	0.693	16:41:25.508
27 - D1	18.689	35.259	11.554	1:05.502	108.76	1.249	16:42:31.010
28 - D1	19.188	35.090	11.770	1:06.048	107.87	1.795	16:43:37.058
29 - D1	18.744	34.983	11.447	1:05.174	109.31	0.921	16:44:42.232
30 - D1	18.791	35.108	12.033	1:05.932	108.06	1.679	16:45:48.164
31 - D1	18.748	34.428	12.127	1:05.303	109.10	1.050	16:46:53.467
32 - D1	19.226	36.125	11.880	1:07.231	105.97	2.978	16:48:00.698
33 - D1	19.036	34.611	11.577	1:05.224	109.23	0.971	16:49:05.922
34 - D1	18.903	34.808	11.980	1:05.691	108.45	1.438	16:50:11.613
35 - D1	18.714	34.501	11.524	1:04.739	110.05	0.486	16:51:16.352
36 - D1	18.721	34.370	11.561	1:04.652 (3)	110.19	0.399	16:52:21.004
37 - D1	18.666	34.968	11.490	1:05.124	109.40	0.871	16:53:26.128
38 - D1	19.061	34.943	11.597	1:05.601	108.60	1.348	16:54:31.729
39 - D1	18.842	34.957	11.821	1:05.620	108.57	1.367	16:55:37.349

GT Cup Championship

RACE 16 - SECTOR ANALYSIS

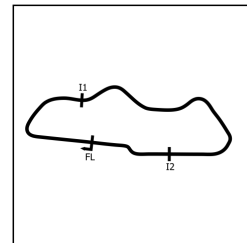


SECTOR 1 = FL to I1, SECTOR 2 = I1 to I2, SECTOR 3 = I2 to FL, DIFF = Difference To Personal Best Lap, P = Crossed Finish Line in Pit Lane, D = Time Disallowed

P2 8 GT3 Abba Racing				Mercedes AMG GT3			
IDEAL LAP TIME : 1:04.207		BEST LAP TIME : 1:04.383		DIFFERENCE : 0.176			
D1: Richard NEARY		D2: Sam NEARY (P)					
LAP	SECTOR 1	SECTOR 2	SECTOR 3	LAP TIME	MPH	DIFF	TIME OF DAY
1 - D1		37.156	12.384	1:14.886	95.13	10.503	16:06:30.538
2 - D1	19.927	35.529	11.840	1:07.296	105.87	2.913	16:07:37.834
3 - D1	19.729	35.226	11.799	1:06.754	106.72	2.371	16:08:44.588
4 - D1	19.439	35.015	11.802	1:06.256	107.53	1.873	16:09:50.844
5 - D1	19.394	34.967	11.823	1:06.184	107.64	1.801	16:10:57.028
6 - D1	19.266	35.146	11.810	1:06.222	107.58	1.839	16:12:03.250
7 - D1	19.494	35.324	13.248	1:08.066	104.67	3.683	16:13:11.316
8 - D1	19.329	37.056	12.357	1:08.742	103.64	4.359	16:14:20.058
9 - D1	19.490	35.018	11.833	1:06.341	107.39	1.958	16:15:26.399
10 - D1	19.405	35.959	12.321	1:07.685	105.26	3.302	16:16:34.084
11 - D1	19.368	37.049	12.363	1:08.780	103.58	4.397	16:17:42.864
12 - D1	19.283	35.228	12.122	1:06.633	106.92	2.250	16:18:49.497
13 - D1	19.148	35.628	11.855	1:06.631	106.92	2.248	16:19:56.128
14 - D1	19.531	36.054	12.903	1:08.488	104.02	4.105	16:21:04.616
15 - D1	26.803	39.248	13.484	1:19.535	89.57	15.152	16:22:24.151
16 - D1	29.790	1:06.827	21.234	1:57.851	60.45	53.468	16:24:22.002
17 - D1	38.275	1:08.358	21.713	2:08.346	55.51	1:03.963	16:26:30.348
18 - D1	37.917	1:02.707	21.030	2:01.654	58.56	57.271	16:28:32.002
19 - D1	36.874	1:05.847	20.743	2:03.464	57.70	59.081	16:30:35.466
20 - D1	39.596	1:07.002	22.532	2:09.130	55.17	1:04.747	16:32:44.596
21 - D1	28.773	55.153	IN PIT	1:43.274	P 68.98	38.891	16:34:27.870
22 - D1	OUTLAP	36.110	11.664	2:44.326	43.35	1:39.943	16:37:12.196
23 - D1	19.219	34.716	11.370	1:05.305	109.09	0.922	16:38:17.501
24 - D1	18.900	35.220	11.496	1:05.616	108.58	1.233	16:39:23.117
25 - D1	18.878	34.459	11.205	1:04.542 (3)	110.38	0.159	16:40:27.659
26 - D1	18.879	34.253	11.293	1:04.425 (2)	110.58	0.042	16:41:32.084
27 - D1	18.757	35.029	11.197	1:04.983	109.63	0.600	16:42:37.067
28 - D1	19.014	34.648	11.259	1:04.921	109.74	0.538	16:43:41.988
29 - D1	19.519	34.826	11.315	1:05.660	108.50	1.277	16:44:47.648
30 - D1	18.878	34.719	11.724	1:05.321	109.07	0.938	16:45:52.969
31 - D1	18.885	34.986	11.604	1:05.475	108.81	1.092	16:46:58.444
32 - D1	18.898	34.301	11.527	1:04.726	110.07	0.343	16:48:03.170
33 - D1	18.880	34.408	11.576	1:04.864	109.83	0.481	16:49:08.034
34 - D1	18.852	35.228	12.402	1:06.482	107.16	2.099	16:50:14.516
35 - D1	19.165	34.709	11.345	1:05.219	109.24	0.836	16:51:19.735
36 - D1	18.865	34.272	11.246	1:04.383 (1)	110.66		16:52:24.118
37 - D1	18.878	34.517	11.314	1:04.709	110.10	0.326	16:53:28.827
38 - D1	18.842	34.798	11.382	1:05.022	109.57	0.639	16:54:33.849
39 - D1	18.935	34.704	11.454	1:05.093	109.45	0.710	16:55:38.942

GT Cup Championship

RACE 16 - SECTOR ANALYSIS

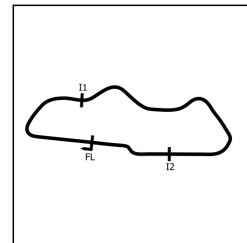


SECTOR 1 = FL to I1, SECTOR 2 = I1 to I2, SECTOR 3 = I2 to FL, DIFF = Difference To Personal Best Lap, P = Crossed Finish Line in Pit Lane, D = Time Disallowed

P3 67 GT3		Orange Racing powered by JMH		McLaren 720S GT3			
IDEAL LAP TIME : 1:03.827		BEST LAP TIME : 1:03.978		DIFFERENCE : 0.151			
D1: Simon ORANGE		D2: Michael O BRIEN (P)					
LAP	SECTOR 1	SECTOR 2	SECTOR 3	LAP TIME	MPH	DIFF	TIME OF DAY
1 - D1		36.234	12.091	1:12.612	98.11	8.634	16:06:28.264
2 - D1	19.504	35.668	11.959	1:07.131	106.13	3.153	16:07:35.395
3 - D1	19.285	35.468	11.908	1:06.661	106.87	2.683	16:08:42.056
4 - D1	19.183	35.020	11.889	1:06.092	107.79	2.114	16:09:48.148
5 - D1	19.239	35.065	11.807	1:06.111	107.76	2.133	16:10:54.259
6 - D1	19.256	35.208	13.014	1:07.478	105.58	3.500	16:12:01.737
7 - D1	19.145	35.464	11.975	1:06.584	107.00	2.606	16:13:08.321
8 - D1	19.286	35.658	11.906	1:06.850	106.57	2.872	16:14:15.171
9 - D1	19.056	34.932	11.986	1:05.974	107.99	1.996	16:15:21.145
10 - D1	19.987	37.107	12.149	1:09.243	102.89	5.265	16:16:30.388
11 - D1	19.799	35.965	11.706	1:07.470	105.59	3.492	16:17:37.858
12 - D1	19.101	35.377	11.850	1:06.328	107.41	2.350	16:18:44.186
13 - D1	19.122	35.502	11.802	1:06.426	107.25	2.448	16:19:50.612
14 - D1	19.017	35.063	11.767	1:05.847	108.19	1.869	16:20:56.459
15 - D1	21.251	45.072	15.576	1:21.899	86.99	17.921	16:22:18.358
16 - D1	32.608	1:05.604	21.539	1:59.751	59.49	55.773	16:24:18.109
17 - D1	38.847	1:08.614	20.217	2:07.678	55.80	1:03.700	16:26:25.787
18 - D1	39.472	1:02.853	20.404	2:02.729	58.05	58.751	16:28:28.516
19 - D1	37.808	1:04.871	21.909	2:04.588	57.18	1:00.610	16:30:33.104
20 - D1	40.371	1:06.757	22.203	2:09.331	55.08	1:05.353	16:32:42.435
21 - D1	29.374	55.078	IN PIT	1:42.692	P 69.37	38.714	16:34:25.127
22 - D1	OUTLAP	35.119	11.881	2:54.532	40.82	1:50.554	16:37:19.659
23 - D1	18.831	34.702	12.070	1:05.603	108.60	1.625	16:38:25.262
24 - D1	18.913	36.783	11.850	1:07.546	105.47	3.568	16:39:32.808
25 - D1	19.602	34.884	12.309	1:06.795	106.66	2.817	16:40:39.603
26 - D1	19.138	34.519	11.648	1:05.305	109.09	1.327	16:41:44.908
27 - D1	18.561	34.242	11.372	1:04.175	(3) 111.01	0.197	16:42:49.083
28 - D1	18.645	34.122	11.432	1:04.199	110.97	0.221	16:43:53.282
29 - D1	18.545	34.529	11.382	1:04.456	110.53	0.478	16:44:57.738
30 - D1	18.567	35.298	11.596	1:05.461	108.83	1.483	16:46:03.199
31 - D1	18.883	34.691	11.607	1:05.181	109.30	1.203	16:47:08.380
32 - D1	18.641	34.049	11.890	1:04.580	110.32	0.602	16:48:12.960
33 - D1	18.927	34.478	11.437	1:04.842	109.87	0.864	16:49:17.802
34 - D1	18.595	33.974	11.409	1:03.978	(1) 111.36		16:50:21.780
35 - D1	18.572	34.192	11.849	1:04.613	110.26	0.635	16:51:26.393
36 - D1	18.664	33.990	11.404	1:04.058	(2) 111.22	0.080	16:52:30.451
37 - D1	18.481	34.157	11.751	1:04.389	110.64	0.411	16:53:34.840
38 - D1	19.599	35.870	12.354	1:07.823	105.04	3.845	16:54:42.663
39 - D1	19.184	35.386	12.311	1:06.881	106.52	2.903	16:55:49.544

GT Cup Championship

RACE 16 - SECTOR ANALYSIS

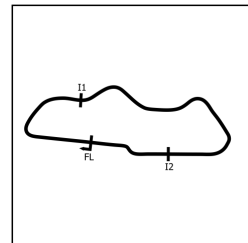


SECTOR 1 = FL to I1, SECTOR 2 = I1 to I2, SECTOR 3 = I2 to FL, DIFF = Difference To Personal Best Lap, P = Crossed Finish Line in Pit Lane, D = Time Disallowed

P4 16 GT3 Ram Racing			Mercedes AMG GT3				
IDEAL LAP TIME : 1:05.510		BEST LAP TIME : 1:05.835		DIFFERENCE : 0.325			
D1: Ian LOGGIE							
LAP	SECTOR 1	SECTOR 2	SECTOR 3	LAP TIME	MPH	DIFF	TIME OF DAY
1 - D1		36.522	12.233	1:13.647	96.73	7.812	16:06:29.299
2 - D1	19.235	35.714	12.013	1:06.962	106.39	1.127	16:07:36.261
3 - D1	19.171	35.396	12.329	1:06.896	106.50	1.061	16:08:43.157
4 - D1	19.011	35.195	12.108	1:06.314	107.43	0.479	16:09:49.471
5 - D1	19.273	35.489	12.029	1:06.791	106.67	0.956	16:10:56.262
6 - D1	19.141	35.179	12.184	1:06.504	107.13	0.669	16:12:02.766
7 - D1	19.572	35.393	12.895	1:07.860	104.99	2.025	16:13:10.626
8 - D1	18.949	35.292	12.051	1:06.292	107.47	0.457	16:14:16.918
9 - D1	18.975	35.345	11.944	1:06.264	107.51	0.429	16:15:23.182
10 - D1	19.369	37.605	12.374	1:09.348	102.73	3.513	16:16:32.530
11 - D1	19.851	36.776	12.136	1:08.763	103.61	2.928	16:17:41.293
12 - D1	19.044	35.373	11.999	1:06.416	107.27	0.581	16:18:47.709
13 - D1	19.009	35.309	12.143	1:06.461	107.20	0.626	16:19:54.170
14 - D1	18.966	34.946	12.319	1:06.231	107.57	0.396	16:21:00.401
15 - D1	22.902	41.508	15.237	1:19.647	89.45	13.812	16:22:20.048
16 - D1	32.058	1:06.020	21.830	1:59.908	59.41	54.073	16:24:19.956
17 - D1	38.357	1:08.430	21.063	2:07.850	55.72	1:02.015	16:26:27.806
18 - D1	38.821	1:02.880	21.008	2:02.709	58.06	56.874	16:28:30.515
19 - D1	37.050	1:05.719	20.723	2:03.492	57.69	57.657	16:30:34.007
20 - D1	39.951	1:06.948	22.259	2:09.158	55.16	1:03.323	16:32:43.165
21 - D1	29.275	54.917	IN PIT	1:43.240	P 69.01	37.405	16:34:26.405
22 - D1	OUTLAP	35.680	12.153	2:26.202	48.73	1:20.367	16:36:52.607
23 - D1	19.427	35.280	12.116	1:06.823	106.61	0.988	16:37:59.430
24 - D1	19.075	35.634	12.111	1:06.820	106.62	0.985	16:39:06.250
25 - D1	18.923	35.948	12.202	1:07.073	106.22	1.238	16:40:13.323
26 - D1	19.526	35.530	11.809	1:06.865	106.55	1.030	16:41:20.188
27 - D1	18.789	36.138	11.911	1:06.838	106.59	1.003	16:42:27.026
28 - D1	19.254	35.587	12.140	1:06.981	106.36	1.146	16:43:34.007
29 - D1	18.875	35.233	11.835	1:05.943	(2) 108.04	0.108	16:44:39.950
30 - D1	19.235	35.871	12.051	1:07.157	106.08	1.322	16:45:47.107
31 - D1	18.893	35.011	12.272	1:06.176	(3) 107.66	0.341	16:46:53.283
32 - D1	19.153	36.184	11.913	1:07.250	105.94	1.415	16:48:00.533
33 - D1	19.777	35.365	11.775	1:06.917	106.46	1.082	16:49:07.450
34 - D1	18.920	35.764	13.122	1:07.806	105.07	1.971	16:50:15.256
35 - D1	19.391	35.477	12.240	1:07.108	106.16	1.273	16:51:22.364
36 - D1	19.038	35.521	11.908	1:06.467	107.19	0.632	16:52:28.831
37 - D1	19.004	35.006	11.825	1:05.835	(1) 108.21		16:53:34.666
38 - D1	19.532	35.879	12.407	1:07.818	105.05	1.983	16:54:42.484
39 - D1	19.079	35.569	12.574	1:07.222	105.98	1.387	16:55:49.706

GT Cup Championship

RACE 16 - SECTOR ANALYSIS

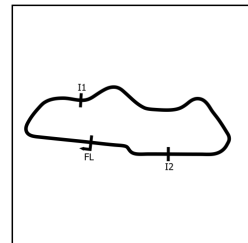


SECTOR 1 = FL to I1, SECTOR 2 = I1 to I2, SECTOR 3 = I2 to FL, DIFF = Difference To Personal Best Lap, P = Crossed Finish Line in Pit Lane, D = Time Disallowed

P5 33 GT3 G-Cat Racing			Porsche 911 GTR GT3				
IDEAL LAP TIME : 1:05.034		BEST LAP TIME : 1:05.247		DIFFERENCE : 0.213			
D1: Shamus JENNINGS		D2: Greg CATON (PS)					
LAP	SECTOR 1	SECTOR 2	SECTOR 3	LAP TIME	MPH	DIFF	TIME OF DAY
1 - D1		38.254	13.339	1:19.010	90.17	13.763	16:06:34.662
2 - D1	20.364	36.701	12.222	1:09.287	102.82	4.040	16:07:43.949
3 - D1	19.859	38.329	12.254	1:10.442	101.14	5.195	16:08:54.391
4 - D1	19.848	37.202	12.244	1:09.294	102.81	4.047	16:10:03.685
5 - D1	19.637	37.029	12.210	1:08.876	103.44	3.629	16:11:12.561
6 - D1	19.442	36.825	12.244	1:08.511	103.99	3.264	16:12:21.072
7 - D1	19.706	36.307	12.173	1:08.186	104.48	2.939	16:13:29.258
8 - D1	19.560	37.059	12.218	1:08.837	103.50	3.590	16:14:38.095
9 - D1	19.381	36.459	12.280	1:08.120	104.58	2.873	16:15:46.215
10 - D1	19.725	36.895	12.349	1:08.969	103.30	3.722	16:16:55.184
11 - D1	19.879	36.221	12.313	1:08.413	104.14	3.166	16:18:03.597
12 - D1	19.622	36.138	12.427	1:08.187	104.48	2.940	16:19:11.784
13 - D1	19.664	36.829	12.427	1:08.920	103.37	3.673	16:20:20.704
14 - D1	19.688	41.741	13.806	1:15.235	94.69	9.988	16:21:35.939
15 - D1	22.073	41.392	13.584	1:17.049	92.46	11.802	16:22:52.988
16 - D1	26.295	58.615	22.057	1:46.967	66.60	41.720	16:24:39.955
17 - D1	35.400	1:08.173	24.761	2:08.334	55.51	1:03.087	16:26:48.289
18 - D1	34.984	1:04.368	22.065	2:01.417	58.67	56.170	16:28:49.706
19 - D1	31.700	1:07.584	19.063	1:58.347	60.20	53.100	16:30:48.053
20 - D1	31.705	1:07.354	22.602	2:01.661	58.56	56.414	16:32:49.714
21 - D1	28.796	54.225	15.571	1:38.592	72.26	33.345	16:34:28.306
22 - D1	19.869	37.138	IN PIT	1:13.230	P 97.29	7.983	16:35:41.536
23 - D2	OUTLAP	36.183	11.865	2:38.471	44.95	1:33.224	16:38:20.007
24 - D2	18.920	35.344	11.685	1:05.949	108.03	0.702	16:39:25.956
25 - D2	19.012	35.370	11.862	1:06.244	107.55	0.997	16:40:32.200
26 - D2	19.077	35.042	11.674	1:05.793	108.28	0.546	16:41:37.993
27 - D2	18.850	35.008	11.650	1:05.508	108.75	0.261	16:42:43.501
28 - D2	18.882	34.753	11.834	1:05.469	(3) 108.82	0.222	16:43:48.970
29 - D2	18.939	35.405	11.630	1:05.974	107.99	0.727	16:44:54.944
30 - D2	19.203	37.210	11.546	1:07.959	104.83	2.712	16:46:02.903
31 - D2	18.982	34.816	12.186	1:05.984	107.97	0.737	16:47:08.887
32 - D2	19.024	35.440	11.885	1:06.349	107.38	1.102	16:48:15.236
33 - D2	18.974	36.520	11.982	1:07.476	105.58	2.229	16:49:22.712
34 - D2	18.936	35.511	11.785	1:06.232	107.57	0.985	16:50:28.944
35 - D2	18.801	35.896	11.715	1:06.412	107.27	1.165	16:51:35.356
36 - D2	18.906	35.114	11.894	1:05.914	108.08	0.667	16:52:41.270
37 - D2	19.163	35.232	11.781	1:06.176	107.66	0.929	16:53:47.446
38 - D2	18.962	34.857	11.583	1:05.402	(2) 108.93	0.155	16:54:52.848
39 - D2	18.911	34.856	11.480	1:05.247	(1) 109.19		16:55:58.095

GT Cup Championship

RACE 16 - SECTOR ANALYSIS

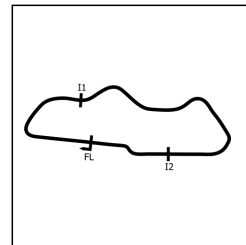


SECTOR 1 = FL to I1, SECTOR 2 = I1 to I2, SECTOR 3 = I2 to FL, DIFF = Difference To Personal Best Lap, P = Crossed Finish Line in Pit Lane, D = Time Disallowed

P6 61 GT3 Scott Sport				Lamborghini Huracan GT3			
IDEAL LAP TIME : 1:04.936		BEST LAP TIME : 1:05.189		DIFFERENCE : 0.253			
D1: John DHILLON		D2: Andrea AMICI (P)					
LAP	SECTOR 1	SECTOR 2	SECTOR 3	LAP TIME	MPH	DIFF	TIME OF DAY
1 - D1		37.983	14.083	1:18.723	90.50	13.534	16:06:34.375
2 - D1	19.893	36.753	12.235	1:08.881	103.43	3.692	16:07:43.256
3 - D1	19.521	36.028	12.021	1:07.570	105.44	2.381	16:08:50.826
4 - D1	19.632	36.149	12.008	1:07.789	105.10	2.600	16:09:58.615
5 - D1	19.545	35.769	11.925	1:07.239	105.95	2.050	16:11:05.854
6 - D1	19.681	36.023	12.086	1:07.790	105.09	2.601	16:12:13.644
7 - D1	19.744	35.750	12.161	1:07.655	105.30	2.466	16:13:21.299
8 - D1	19.432	35.697	12.039	1:07.168	106.07	1.979	16:14:28.467
9 - D1	19.140	36.097	12.051	1:07.288	105.88	2.099	16:15:35.755
10 - D1	19.392	35.840	11.978	1:07.210	106.00	2.021	16:16:42.965
11 - D1	19.197	35.914	13.464	1:08.575	103.89	3.386	16:17:51.540
12 - D1	20.029	37.032	12.189	1:09.250	102.88	4.061	16:19:00.790
13 - D1	20.848	38.447	12.500	1:11.795	99.23	6.606	16:20:12.585
14 - D1	19.989	38.481	14.094	1:12.564	98.18	7.375	16:21:25.149
15 - D1	23.696	41.378	15.071	1:20.145	88.89	14.956	16:22:45.294
16 - D1	23.861	59.728	23.480	1:47.069	66.54	41.880	16:24:32.363
17 - D1	34.944	1:09.721	23.254	2:07.919	55.69	1:02.730	16:26:40.282
18 - D1	35.054	1:04.108	21.049	2:00.211	59.26	55.022	16:28:40.493
19 - D1	34.840	1:06.853	20.626	2:02.319	58.24	57.130	16:30:42.812
20 - D1	35.776	1:06.839	23.608	2:06.223	56.44	1:01.034	16:32:49.035
21 - D1	28.667	54.636	IN PIT	1:44.434	P 68.22	39.245	16:34:33.469
22 - D1	OUTLAP	35.890	12.096	2:42.761	43.77	1:37.572	16:37:16.230
23 - D1	19.343	36.634	12.425	1:08.402	104.15	3.213	16:38:24.632
24 - D1	19.233	36.993	11.963	1:08.189	104.48	3.000	16:39:32.821
25 - D1	19.353	34.882	12.300	1:06.535	107.08	1.346	16:40:39.356
26 - D1	19.149	34.814	12.059	1:06.022	107.91	0.833	16:41:45.378
27 - D1	19.099	35.490	11.873	1:06.462	107.19	1.273	16:42:51.840
28 - D1	19.019	35.526	11.593	1:06.138	107.72	0.949	16:43:57.978
29 - D1	18.907	34.820	11.676	1:05.403	108.93	0.214	16:45:03.381
30 - D1	18.864	34.835	11.770	1:05.469	108.82	0.280	16:46:08.850
31 - D1	19.878	36.382	11.969	1:08.229	104.42	3.040	16:47:17.079
32 - D1	19.004	35.740	11.578	1:06.322	107.42	1.133	16:48:23.401
33 - D1	18.901	35.614	11.790	1:06.305	107.45	1.116	16:49:29.706
34 - D1	19.125	35.225	12.387	1:06.737	106.75	1.548	16:50:36.443
35 - D1	19.021	34.858	11.827	1:05.706	108.43	0.517	16:51:42.149
36 - D1	18.771	34.948	11.624	1:05.343 (2)	109.03	0.154	16:52:47.492
37 - D1	19.001	34.587	11.601	1:05.189 (1)	109.29		16:53:52.681
38 - D1	18.858	34.826	11.672	1:05.356 (3)	109.01	0.167	16:54:58.037
39 - D1	19.041	34.957	11.761	1:05.759	108.34	0.570	16:56:03.796

GT Cup Championship

RACE 16 - SECTOR ANALYSIS

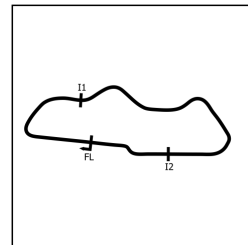


SECTOR 1 = FL to I1, SECTOR 2 = I1 to I2, SECTOR 3 = I2 to FL, DIFF = Difference To Personal Best Lap, P = Crossed Finish Line in Pit Lane, D = Time Disallowed

P7 4 GT3 Tecserve				Mercedes AMG GT3			
IDEAL LAP TIME : 1:04.389		BEST LAP TIME : 1:04.449		DIFFERENCE : 0.060			
D1: Mark SANSOM		D2: Will TREGURTHA (P)					
LAP	SECTOR 1	SECTOR 2	SECTOR 3	LAP TIME	MPH	DIFF	TIME OF DAY
1 - D1		38.031	12.626	1:16.496	93.13	12.047	16:06:32.148
2 - D1	20.375	36.022	12.497	1:08.894	103.41	4.445	16:07:41.042
3 - D1	20.029	36.395	12.209	1:08.633	103.80	4.184	16:08:49.675
4 - D1	19.442	35.801	12.227	1:07.470	105.59	3.021	16:09:57.145
5 - D1	19.265	35.402	12.130	1:06.797	106.66	2.348	16:11:03.942
6 - D1	19.239	36.198	11.990	1:07.427	105.66	2.978	16:12:11.369
7 - D1	19.169	35.860	12.060	1:07.089	106.19	2.640	16:13:18.458
8 - D1	19.127	36.524	11.947	1:07.598	105.39	3.149	16:14:26.056
9 - D1	19.192	36.151	11.820	1:07.163	106.07	2.714	16:15:33.219
10 - D1	19.170	35.178	11.981	1:06.329	107.41	1.880	16:16:39.548
11 - D1	19.282	37.273	12.005	1:08.560	103.91	4.111	16:17:48.108
12 - D1	19.584	37.591	12.679	1:09.854	101.99	5.405	16:18:57.962
13 - D1	19.304	35.895	12.110	1:07.309	105.84	2.860	16:20:05.271
14 - D1	19.289	35.491	12.651	1:07.431	105.65	2.982	16:21:12.702
15 - D1	23.219	40.449	14.296	1:17.964	91.38	13.515	16:22:30.666
16 - D1	27.021	1:06.542	21.461	1:55.024	61.94	50.575	16:24:25.690
17 - D1	37.937	1:08.591	21.471	2:07.999	55.66	1:03.550	16:26:33.689
18 - D1	37.900	1:03.065	21.147	2:02.112	58.34	57.663	16:28:35.801
19 - D1	36.276	1:06.006	20.798	2:03.080	57.88	58.631	16:30:38.881
20 - D1	39.038	1:06.779	23.697	2:09.514	55.01	1:05.065	16:32:48.395
21 - D1	28.804	54.685	IN PIT	1:43.839	P 68.61	39.390	16:34:32.234
22 - D1	OUTLAP	35.317	11.638	2:36.630	45.48	1:32.181	16:37:08.864
23 - D1	18.963	34.699	11.831	1:05.493	108.78	1.044	16:38:14.357
24 - D1	18.876	34.477	11.460	1:04.813	(3) 109.92	0.364	16:39:19.170
25 - D1	18.768	34.318	11.363	1:04.449	(1) 110.54		16:40:23.619
26 - D1	18.765	35.000	11.475	1:05.240	109.20	0.791	16:41:28.859
27 - D1	18.735	34.316	11.582	1:04.633	(2) 110.23	0.184	16:42:33.492
28 - D1	19.025	35.626	11.359	1:06.010	107.93	1.561	16:43:39.502
29 - D1	19.884	34.675	11.882	1:06.441	107.23	1.992	16:44:45.943
30 - D1	18.799	34.866	11.433	1:05.098	109.44	0.649	16:45:51.041
31 - D1	18.922	35.101	11.598	1:05.621	108.57	1.172	16:46:56.662
32 - D1	18.772	34.529	11.612	1:04.913	109.75	0.464	16:48:01.575
33 - D1	18.893	35.624	IN PIT	1:08.401	P 104.15	3.952	16:49:09.976
34 - D1	OUTLAP	35.465	11.480	1:26.926	81.96	22.477	16:50:36.902
35 - D1	19.136	34.855	11.569	1:05.560	108.67	1.111	16:51:42.462
36 - D1	18.909	35.069	11.567	1:05.545	108.69	1.096	16:52:48.007
37 - D1	18.816	34.802	11.593	1:05.211	109.25	0.762	16:53:53.218
38 - D1	18.927	34.755	11.338	1:05.020	109.57	0.571	16:54:58.238
39 - D1	19.016	35.340	11.461	1:05.817	108.24	1.368	16:56:04.055

GT Cup Championship

RACE 16 - SECTOR ANALYSIS

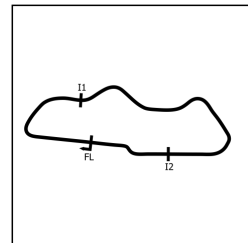


SECTOR 1 = FL to I1, SECTOR 2 = I1 to I2, SECTOR 3 = I2 to FL, DIFF = Difference To Personal Best Lap, P = Crossed Finish Line in Pit Lane, D = Time Disallowed

P8 66 GT3 Enduro Motorsport				McLaren 720S GT3			
IDEAL LAP TIME : 1:04.230		BEST LAP TIME : 1:04.362		DIFFERENCE : 0.132			
D1: Mogan TILLBROOK		D2: Marcus CLUTTON (P)					
LAP	SECTOR 1	SECTOR 2	SECTOR 3	LAP TIME	MPH	DIFF	TIME OF DAY
1 - D1		37.370	11.944	1:15.485	94.38	11.123	16:06:31.137
2 - D1	19.568	35.526	12.203	1:07.297	105.86	2.935	16:07:38.434
3 - D1	19.378	35.397	11.913	1:06.688	106.83	2.326	16:08:45.122
4 - D1	19.142	35.150	11.915	1:06.207	107.61	1.845	16:09:51.329
5 - D1	19.193	35.052	11.892	1:06.137	107.72	1.775	16:10:57.466
6 - D1	19.078	35.247	11.863	1:06.188	107.64	1.826	16:12:03.654
7 - D1	19.384	35.353	13.523	1:08.260	104.37	3.898	16:13:11.914
8 - D1	19.022	36.178	11.657	1:06.857	106.56	2.495	16:14:18.771
9 - D1	18.854	34.891	11.872	1:05.617	108.57	1.255	16:15:24.388
10 - D1	18.884	37.025	12.739	1:08.648	103.78	4.286	16:16:33.036
11 - D1	19.855	37.299	11.965	1:09.119	103.07	4.757	16:17:42.155
12 - D1	19.263	35.338	12.096	1:06.697	106.82	2.335	16:18:48.852
13 - D1	18.965	35.144	11.768	1:05.877	108.15	1.515	16:19:54.729
14 - D1	18.842	34.745	12.611	1:06.198	107.62	1.836	16:21:00.927
15 - D1	23.028	41.340	15.262	1:19.630	89.47	15.268	16:22:20.557
16 - D1	32.273	1:06.207	21.647	2:00.127	59.30	55.765	16:24:20.684
17 - D1	38.174	1:08.342	21.279	2:07.795	55.75	1:03.433	16:26:28.479
18 - D1	38.834	1:02.988	20.759	2:02.581	58.12	58.219	16:28:31.060
19 - D1	37.050	1:05.939	20.716	2:03.705	57.59	59.343	16:30:34.765
20 - D1	39.742	1:06.773	22.569	2:09.084	55.19	1:04.722	16:32:43.849
21 - D1	29.003	54.957	IN PIT	1:43.113 P	69.09	38.751	16:34:26.962
22 - D1	OUTLAP	35.170	11.671	2:56.826	40.29	1:52.464	16:37:23.788
23 - D1	18.653	34.803	11.595	1:05.051	109.52	0.689	16:38:28.839
24 - D1	18.646	34.742	12.120	1:05.508	108.75	1.146	16:39:34.347
25 - D1	18.790	34.548	12.122	1:05.460	108.83	1.098	16:40:39.807
26 - D1	19.179	34.728	11.651	1:05.558	108.67	1.196	16:41:45.365
27 - D1	18.609	34.536	11.417	1:04.562 (3)	110.35	0.200	16:42:49.927
28 - D1	18.568	34.695	11.431	1:04.694	110.12	0.332	16:43:54.621
29 - D1	18.518	34.377	11.467	1:04.362 (1)	110.69		16:44:58.983
30 - D1	18.442	35.230	11.660	1:05.332	109.05	0.970	16:46:04.315
31 - D1	18.620	34.721	11.588	1:04.929	109.72	0.567	16:47:09.244
32 - D1	18.827	35.123	11.479	1:05.429	108.89	1.067	16:48:14.673
33 - D1	18.715	35.222	IN PIT	1:06.898 P	106.50	2.536	16:49:21.571
34 - D1	OUTLAP	34.375	11.692	1:25.746	83.09	21.384	16:50:47.317
35 - D1	18.668	34.757	11.865	1:05.290	109.12	0.928	16:51:52.607
36 - D1	18.582	34.665	11.659	1:04.906	109.76	0.544	16:52:57.513
37 - D1	18.601	34.637	11.467	1:04.705	110.10	0.343	16:54:02.218
38 - D1	18.558	34.703	11.487	1:04.748	110.03	0.386	16:55:06.966
39 - D1	18.615	34.371	11.438	1:04.424 (2)	110.58	0.062	16:56:11.390

GT Cup Championship

RACE 16 - SECTOR ANALYSIS

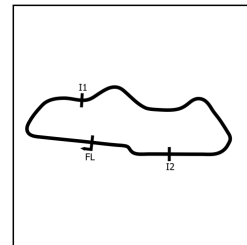


SECTOR 1 = FL to I1, SECTOR 2 = I1 to I2, SECTOR 3 = I2 to FL, DIFF = Difference To Personal Best Lap, P = Crossed Finish Line in Pit Lane, D = Time Disallowed

P9 7 GTO Raw Motorsport				Radical RXC			
IDEAL LAP TIME : 1:05.684		BEST LAP TIME : 1:06.089		DIFFERENCE : 0.405			
D1: Steve BURGESS		D2: Ben DIMMACK					
LAP	SECTOR 1	SECTOR 2	SECTOR 3	LAP TIME	MPH	DIFF	TIME OF DAY
1 - D1		37.735	13.273	1:17.924	91.42	11.835	16:06:33.576
2 - D1	19.477	35.659	12.605	1:07.741	105.17	1.652	16:07:41.317
3 - D1	19.636	35.623	11.828	1:07.087	106.20	0.998	16:08:48.404
4 - D1	19.099	35.528	11.645	1:06.272 (2)	107.50	0.183	16:09:54.676
5 - D1	19.106	35.636	12.177	1:06.919	106.46	0.830	16:11:01.595
6 - D1	19.091	35.071	11.927	1:06.089 (1)	107.80		16:12:07.684
7 - D1	19.119	35.506	11.890	1:06.515	107.11	0.426	16:13:14.199
8 - D1	19.095	35.613	11.927	1:06.635	106.92	0.546	16:14:20.834
9 - D1	19.229	35.872	11.901	1:07.002	106.33	0.913	16:15:27.836
10 - D1	19.076	35.722	12.999	1:07.797	105.08	1.708	16:16:35.633
11 - D1	19.714	36.407	12.226	1:08.347	104.24	2.258	16:17:43.980
12 - D1	19.312	35.917	11.807	1:07.036	106.28	0.947	16:18:51.016
13 - D1	19.298	36.475	11.781	1:07.554	105.46	1.465	16:19:58.570
14 - D1	18.968	35.922	12.957	1:07.847	105.01	1.758	16:21:06.417
15 - D1	27.766	39.163	13.690	1:20.619	88.37	14.530	16:22:27.036
16 - D1	28.999	1:06.862	21.220	1:57.081	60.85	50.992	16:24:24.117
17 - D1	38.032	1:08.505	21.595	2:08.132	55.60	1:02.043	16:26:32.249
18 - D1	37.845	1:03.187	21.083	2:02.115	58.34	56.026	16:28:34.364
19 - D1	36.411	1:06.117	20.524	2:03.052	57.89	56.963	16:30:37.416
20 - D1	39.128	1:06.888	23.585	2:09.601	54.97	1:03.512	16:32:47.017
21 - D1	29.097	54.509	15.744	1:39.350	71.71	33.261	16:34:26.367
22 - D1	19.751	35.299	12.109	1:07.159	106.08	1.070	16:35:33.526
23 - D1	19.197	35.262	11.936	1:06.395	107.30	0.306	16:36:39.921
24 - D1	19.234	35.835	IN PIT	1:08.888 P	103.42	2.799	16:37:48.809
25 - D1	OUTLAP	36.382	12.045	2:48.203	42.35	1:42.114	16:40:37.012
26 - D1	19.187	35.692	12.011	1:06.890	106.51	0.801	16:41:43.902
27 - D1	19.090	37.010	12.628	1:08.728	103.66	2.639	16:42:52.630
28 - D1	19.077	35.872	12.132	1:07.081	106.20	0.992	16:43:59.711
29 - D1	19.218	35.620	11.746	1:06.584	107.00	0.495	16:45:06.295
30 - D1	19.058	35.434	11.817	1:06.309 (3)	107.44	0.220	16:46:12.604
31 - D1	18.990	36.966	12.737	1:08.693	103.71	2.604	16:47:21.297
32 - D1	18.989	35.709	12.380	1:07.078	106.21	0.989	16:48:28.375
33 - D1	19.711	35.920	12.145	1:07.776	105.12	1.687	16:49:36.151
34 - D1	19.530	35.672	12.103	1:07.305	105.85	1.216	16:50:43.456
35 - D1	19.475	36.374	12.887	1:08.736	103.65	2.647	16:51:52.192
36 - D1	19.619	36.519	12.318	1:08.456	104.07	2.367	16:53:00.648
37 - D1	19.372	36.256	12.147	1:07.775	105.12	1.686	16:54:08.423
38 - D1	19.387	36.070	12.662	1:08.119	104.59	2.030	16:55:16.542
39 - D1	19.808	36.308	12.344	1:08.460	104.07	2.371	16:56:25.002

GT Cup Championship

RACE 16 - SECTOR ANALYSIS

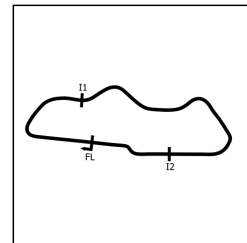


SECTOR 1 = FL to I1, SECTOR 2 = I1 to I2, SECTOR 3 = I2 to FL, DIFF = Difference To Personal Best Lap, P = Crossed Finish Line in Pit Lane, D = Time Disallowed

P10 11 GT3 Ram Racing				Mercedes AMG GT3			
IDEAL LAP TIME : 1:04.558		BEST LAP TIME : 1:04.745		DIFFERENCE : 0.187			
D1: Mike PRICE		D2: Callum MACLEOD (P)					
LAP	SECTOR 1	SECTOR 2	SECTOR 3	LAP TIME	MPH	DIFF	TIME OF DAY
1 - D1		41.819	13.628	1:28.092	80.87	23.347	16:06:43.744
2 - D1	20.552	38.456	12.687	1:11.695	99.37	6.950	16:07:55.439
3 - D1	19.848	37.780	12.406	1:10.034	101.73	5.289	16:09:05.473
4 - D1	19.373	36.109	12.060	1:07.542	105.48	2.797	16:10:13.015
5 - D1	19.345	36.749	11.993	1:08.087	104.64	3.342	16:11:21.102
6 - D1	19.473	36.452	12.975	1:08.900	103.40	4.155	16:12:30.002
7 - D1	20.171	37.268	12.372	1:09.811	102.05	5.066	16:13:39.813
8 - D1	19.469	35.605	11.762	1:06.836	106.59	2.091	16:14:46.649
9 - D1	37.619	36.475	11.905	1:25.999	82.84	21.254	16:16:12.648
10 - D1	20.011	36.977	12.063	1:09.051	103.17	4.306	16:17:21.699
11 - D1	19.305	36.516	11.804	1:07.625	105.35	2.880	16:18:29.324
12 - D1	19.196	35.523	11.853	1:06.572	107.02	1.827	16:19:35.896
13 - D1	19.480	35.831	12.631	1:07.942	104.86	3.197	16:20:43.838
14 - D1	20.889	38.041	14.535	1:13.465	96.98	8.720	16:21:57.303
15 - D1	21.331	38.299	14.386	1:14.016	96.25	9.271	16:23:11.319
16 - D1	20.830	52.832	22.293	1:35.955	74.24	31.210	16:24:47.274
17 - D1	34.902	1:09.334	24.071	2:08.307	55.52	1:03.562	16:26:55.581
18 - D1	34.998	1:05.786	19.750	2:00.534	59.10	55.789	16:28:56.115
19 - D1	31.899	1:07.755	19.509	1:59.163	59.78	54.418	16:30:55.278
20 - D1	30.516	1:08.265	23.370	2:02.151	58.32	57.406	16:32:57.429
21 - D1	27.663	53.901	IN PIT	1:47.279 P	66.41	42.534	16:34:44.708
22 - D1	OUTLAP	35.059	12.075	2:47.944	42.42	1:43.199	16:37:32.652
23 - D1	19.056	34.803	11.666	1:05.525	108.73	0.780	16:38:38.177
24 - D1	18.777	34.660	11.618	1:05.055	109.51	0.310	16:39:43.232
25 - D1	18.799	34.332	11.614	1:04.745 (1)	110.04		16:40:47.977
26 - D1	18.736	34.854	11.858	1:05.448	108.85	0.703	16:41:53.425
27 - D1	19.037	34.475	11.632	1:05.144	109.36	0.399	16:42:58.569
28 - D1	18.995	34.429	11.490	1:04.914 (2)	109.75	0.169	16:44:03.483
29 - D1	19.200	34.535	11.511	1:05.246	109.19	0.501	16:45:08.729
30 - D1	18.769	34.377	11.872	1:05.018 (3)	109.57	0.273	16:46:13.747
31 - D1	18.887	35.739	11.956	1:06.582	107.00	1.837	16:47:20.329
32 - D1	18.855	35.727	11.652	1:06.234	107.56	1.489	16:48:26.563
33 - D1	18.935	35.174	11.607	1:05.716	108.41	0.971	16:49:32.279
34 - D1	18.940	34.881	11.730	1:05.551	108.68	0.806	16:50:37.830
35 - D1	19.499	35.586	IN PIT	1:09.981 P	101.80	5.236	16:51:47.811
36 - D1	OUTLAP	37.214	12.126	1:28.737	80.28	23.992	16:53:16.548
37 - D1	19.044	34.793	11.833	1:05.670	108.49	0.925	16:54:22.218
38 - D1	18.774	35.072	11.993	1:05.839	108.21	1.094	16:55:28.057
39 - D1	19.027	35.565	11.713	1:06.305	107.45	1.560	16:56:34.362

GT Cup Championship

RACE 16 - SECTOR ANALYSIS

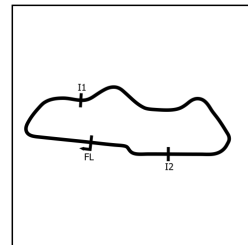


SECTOR 1 = FL to I1, SECTOR 2 = I1 to I2, SECTOR 3 = I2 to FL, DIFF = Difference To Personal Best Lap, P = Crossed Finish Line in Pit Lane, D = Time Disallowed

P11 56 GTC		FF Corse		Ferrari Challenge 488 EVO			
IDEAL LAP TIME : 1:06.352		BEST LAP TIME : 1:06.723		DIFFERENCE : 0.371			
D1: Roy MILLINGTON		D2: Benny SIMONSEN (P)					
LAP	SECTOR 1	SECTOR 2	SECTOR 3	LAP TIME	MPH	DIFF	TIME OF DAY
1 - D1		40.352	13.362	1:23.081	85.75	16.358	16:06:38.733
2 - D1	20.673	37.869	13.259	1:11.801	99.22	5.078	16:07:50.534
3 - D1	20.366	37.909	12.544	1:10.819	100.60	4.096	16:09:01.353
4 - D1	20.413	37.565	12.448	1:10.426	101.16	3.703	16:10:11.779
5 - D1	20.173	38.736	12.306	1:11.215	100.04	4.492	16:11:22.994
6 - D1	20.085	37.743	12.672	1:10.500	101.05	3.777	16:12:33.494
7 - D1	20.502	37.485	12.700	1:10.687	100.79	3.964	16:13:44.181
8 - D1	20.144	37.877	12.736	1:10.757	100.69	4.034	16:14:54.938
9 - D1	20.525	37.430	12.439	1:10.394	101.21	3.671	16:16:05.332
10 - D1	20.260	41.072	12.727	1:14.059	96.20	7.336	16:17:19.391
11 - D1	20.216	39.163	12.620	1:11.999	98.95	5.276	16:18:31.390
12 - D1	20.099	38.046	12.547	1:10.692	100.78	3.969	16:19:42.082
13 - D1	20.268	37.139	12.301	1:09.708	102.20	2.985	16:20:51.790
14 - D1	22.528	44.392	14.892	1:21.812	87.08	15.089	16:22:13.602
15 - D1	24.644	43.067	14.607	1:22.318	86.55	15.595	16:23:35.920
16 - D1	24.084	42.981	15.641	1:22.706	86.14	15.983	16:24:58.626
17 - D1	27.310	1:08.123	24.369	1:59.802	59.47	53.079	16:26:58.428
18 - D1	34.016	1:06.809	19.850	2:00.675	59.03	53.952	16:28:59.103
19 - D1	32.962	1:06.235	20.269	1:59.466	59.63	52.743	16:30:58.569
20 - D1	28.501	1:09.099	22.962	2:00.562	59.09	53.839	16:32:59.131
21 - D1	28.489	55.626	IN PIT	1:48.818	P 65.47	42.095	16:34:47.949
22 - D1	OUTLAP	36.386	12.290	2:48.901	42.18	1:42.178	16:37:36.850
23 - D1	19.493	35.706	11.771	1:06.970	106.38	0.247	16:38:43.820
24 - D1	19.321	36.428	12.001	1:07.750	105.16	1.027	16:39:51.570
25 - D1	19.465	35.874	11.853	1:07.192	106.03	0.469	16:40:58.762
26 - D1	19.048	36.315	11.794	1:07.157	106.08	0.434	16:42:05.919
27 - D1	19.229	35.895	11.760	1:06.884	(3) 106.52	0.161	16:43:12.803
28 - D1	19.248	36.117	11.846	1:07.211	106.00	0.488	16:44:20.014
29 - D1	19.182	35.975	11.621	1:06.778	(2) 106.69	0.055	16:45:26.792
30 - D1	19.148	35.921	11.654	1:06.723	(1) 106.77		16:46:33.515
31 - D1	19.542	36.381	11.697	1:07.620	105.36	0.897	16:47:41.135
32 - D1	19.175	36.203	11.646	1:07.024	106.29	0.301	16:48:48.159
33 - D1	19.298	36.012	11.731	1:07.041	106.27	0.318	16:49:55.200
34 - D1	19.127	36.402	11.981	1:07.510	105.53	0.787	16:51:02.710
35 - D1	19.185	36.488	11.755	1:07.428	105.66	0.705	16:52:10.138
36 - D1	19.257	37.394	11.941	1:08.592	103.86	1.869	16:53:18.730
37 - D1	19.624	36.793	11.699	1:08.116	104.59	1.393	16:54:26.846
38 - D1	19.025	36.565	11.799	1:07.389	105.72	0.666	16:55:34.235
39 - D1	19.197	36.110	11.951	1:07.258	105.93	0.535	16:56:41.493

GT Cup Championship

RACE 16 - SECTOR ANALYSIS

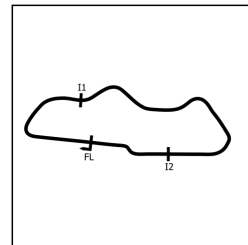


SECTOR 1 = FL to I1, SECTOR 2 = I1 to I2, SECTOR 3 = I2 to FL, DIFF = Difference To Personal Best Lap, P = Crossed Finish Line in Pit Lane, D = Time Disallowed

P12 44 GT3 Paddock Motorsport				McLaren 720S GT3			
IDEAL LAP TIME : 1:07.427		BEST LAP TIME : 1:07.800		DIFFERENCE : 0.373			
D1: Steve RUSTON		D2: John WHITEHOUSE					
LAP	SECTOR 1	SECTOR 2	SECTOR 3	LAP TIME	MPH	DIFF	TIME OF DAY
1 - D1		39.151	13.684	1:21.499	87.41	13.699	16:06:37.151
2 - D1	20.527	38.230	12.662	1:11.419	99.75	3.619	16:07:48.570
3 - D1	20.302	36.739	13.008	1:10.049	101.70	2.249	16:08:58.619
4 - D1	19.995	36.910	13.411	1:10.316	101.32	2.516	16:10:08.935
5 - D1	19.709	36.409	12.500	1:08.618	103.83	0.818	16:11:17.553
6 - D1	20.153	36.754	12.568	1:09.475	102.54	1.675	16:12:27.028
7 - D1	20.018	37.098	12.695	1:09.811	102.05	2.011	16:13:36.839
8 - D1	20.012	36.769	12.575	1:09.356	102.72	1.556	16:14:46.195
9 - D1	20.767	37.318	12.502	1:10.587	100.93	2.787	16:15:56.782
10 - D1	19.651	36.268	12.390	1:08.309	104.30	0.509	16:17:05.091
11 - D1	20.029	37.201	12.827	1:10.057	101.69	2.257	16:18:15.148
12 - D1	19.715	37.114	12.269	1:09.098	103.10	1.298	16:19:24.246
13 - D1	20.013	36.018	12.233	1:08.264	104.36	0.464	16:20:32.510
14 - D1	19.672	40.393	13.734	1:13.799	96.54	5.999	16:21:46.309
15 - D1	21.591	38.840	13.668	1:14.099	96.15	6.299	16:23:00.408
16 - D1	21.848	58.676	22.101	1:42.625	69.42	34.825	16:24:43.033
17 - D1	34.691	1:09.864	24.805	2:09.360	55.07	1:01.560	16:26:52.393
18 - D1	34.866	1:03.679	22.600	2:01.145	58.81	53.345	16:28:53.538
19 - D1	31.161	1:07.294	20.498	1:58.953	59.89	51.153	16:30:52.491
20 - D1	30.337	1:07.876	23.145	2:01.358	58.70	53.558	16:32:53.849
21 - D1	28.125	54.201	IN PIT	1:45.434	P 67.57	37.634	16:34:39.283
22 - D1	OUTLAP	37.343	12.593	2:35.963	45.68	1:28.163	16:37:15.246
23 - D1	19.648	37.000	13.168	1:09.816	102.04	2.016	16:38:25.062
24 - D1	19.738	36.907	12.314	1:08.959	103.31	1.159	16:39:34.021
25 - D1	19.613	35.965	12.222	1:07.800 (1)	105.08		16:40:41.821
26 - D1	19.604	36.696	12.172	1:08.472	104.05	0.672	16:41:50.293
27 - D1	19.612	36.185	12.069	1:07.866 (2)	104.98	0.066	16:42:58.159
28 - D1	19.956	36.351	12.334	1:08.641	103.79	0.841	16:44:06.800
29 - D1	19.393	37.037	12.349	1:08.779	103.58	0.979	16:45:15.579
30 - D1	19.914	36.413	12.266	1:08.593	103.86	0.793	16:46:24.172
31 - D1	19.693	36.161	12.306	1:08.160 (3)	104.52	0.360	16:47:32.332
32 - D1	19.536	36.490	12.508	1:08.534	103.95	0.734	16:48:40.866
33 - D1	19.763	36.514	12.364	1:08.641	103.79	0.841	16:49:49.507
34 - D1	19.920	36.309	12.265	1:08.494	104.01	0.694	16:50:58.001
35 - D1	19.538	36.771	12.479	1:08.788	103.57	0.988	16:52:06.789
36 - D1	19.901	37.731	12.827	1:10.459	101.11	2.659	16:53:17.248
37 - D1	19.708	36.691	12.370	1:08.769	103.60	0.969	16:54:26.017
38 - D1	19.478	37.547	12.266	1:09.291	102.82	1.491	16:55:35.308
39 - D1	19.723	36.254	12.501	1:08.478	104.04	0.678	16:56:43.786

GT Cup Championship

RACE 16 - SECTOR ANALYSIS

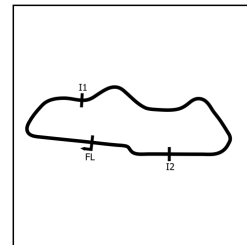


SECTOR 1 = FL to I1, SECTOR 2 = I1 to I2, SECTOR 3 = I2 to FL, DIFF = Difference To Personal Best Lap, P = Crossed Finish Line in Pit Lane, D = Time Disallowed

P13 9 GTC Topcats Racing				Lamborghini Super Trofeo			
IDEAL LAP TIME : 1:08.158		BEST LAP TIME : 1:08.674		DIFFERENCE : 0.516			
D1: Warren GILBERT		D2: Jensen LUNN					
LAP	SECTOR 1	SECTOR 2	SECTOR 3	LAP TIME	MPH	DIFF	TIME OF DAY
1 - D1		39.091	13.187	1:20.058	88.99	11.384	16:06:35.710
2 - D1	20.756	37.993	12.615	1:11.364	99.83	2.690	16:07:47.074
3 - D1	20.089	37.752	12.645	1:10.486	101.07	1.812	16:08:57.560
4 - D1	19.797	37.207	13.019	1:10.023	101.74	1.349	16:10:07.583
5 - D1	19.944	37.194	12.519	1:09.657	102.28	0.983	16:11:17.240
6 - D1	20.036	36.963	12.405	1:09.404	102.65	0.730	16:12:26.644
7 - D1	20.054	37.141	12.786	1:09.981	101.80	1.307	16:13:36.625
8 - D1	19.858	36.965	12.548	1:09.371	102.70	0.697	16:14:45.996
9 - D1	19.959	37.458	12.303	1:09.720	102.18	1.046	16:15:55.716
10 - D1	19.593	36.788	12.741	1:09.122	103.07	0.448	16:17:04.838
11 - D1	19.750	37.295	12.685	1:09.730	102.17	1.056	16:18:14.568
12 - D1	19.820	37.109	12.492	1:09.421	102.62	0.747	16:19:23.989
13 - D1	20.742	36.878	12.520	1:10.140	101.57	1.466	16:20:34.129
14 - D1	20.085	39.245	13.573	1:12.903	97.72	4.229	16:21:47.032
15 - D1	21.803	39.464	13.187	1:14.454	95.69	5.780	16:23:01.486
16 - D1	21.473	58.982	21.668	1:42.123	69.76	33.449	16:24:43.609
17 - D1	35.317	1:09.469	24.630	2:09.416	55.05	1:00.742	16:26:53.025
18 - D1	35.135	1:03.726	21.998	2:00.859	58.95	52.185	16:28:53.884
19 - D1	31.349	1:07.423	20.336	1:59.108	59.81	50.434	16:30:52.992
20 - D1	30.329	1:07.820	23.728	2:01.877	58.45	53.203	16:32:54.869
21 - D1	27.528	54.352	IN PIT	1:46.164	P 67.10	37.490	16:34:41.033
22 - D1	OUTLAP	37.908	12.535	2:33.683	46.35	1:25.009	16:37:14.716
23 - D1	19.674	37.328	12.304	1:09.306	102.79	0.632	16:38:24.022
24 - D1	19.418	38.544	13.501	1:11.463	99.69	2.789	16:39:35.485
25 - D1	19.773	37.123	12.572	1:09.468	102.56	0.794	16:40:44.953
26 - D1	19.590	37.015	12.572	1:09.177	102.99	0.503	16:41:54.130
27 - D1	19.817	38.044	12.643	1:10.504	101.05	1.830	16:43:04.634
28 - D1	19.662	36.987	12.463	1:09.112	103.08	0.438	16:44:13.746
29 - D1	19.812	36.713	12.327	1:08.852	103.47	0.178	16:45:22.598
30 - D1	19.813	37.109	12.294	1:09.216	102.93	0.542	16:46:31.814
31 - D1	19.808	36.517	12.349	1:08.674 (1)	103.74		16:47:40.488
32 - D1	19.570	37.268	12.247	1:09.085	103.12	0.411	16:48:49.573
33 - D1	19.479	36.889	12.442	1:08.810 (3)	103.54	0.136	16:49:58.383
34 - D1	19.774	37.191	12.655	1:09.620	102.33	0.946	16:51:08.003
35 - D1	19.394	37.110	12.252	1:08.756 (2)	103.62	0.082	16:52:16.759
36 - D1	19.512	36.855	12.516	1:08.883	103.43	0.209	16:53:25.642
37 - D1	20.219	37.763	12.452	1:10.434	101.15	1.760	16:54:36.076
38 - D1	19.723	36.922	12.915	1:09.560	102.42	0.886	16:55:45.636

GT Cup Championship

RACE 16 - SECTOR ANALYSIS

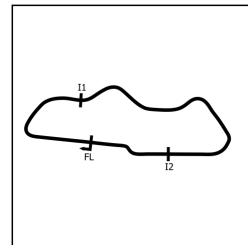


SECTOR 1 = FL to I1, SECTOR 2 = I1 to I2, SECTOR 3 = I2 to FL, DIFF = Difference To Personal Best Lap, P = Crossed Finish Line in Pit Lane, D = Time Disallowed

P14 247 GTC Racelab				Ferrari Challenge 488			
IDEAL LAP TIME : 1:06.485		BEST LAP TIME : 1:06.575		DIFFERENCE : 0.090			
D1: Lucky KHERA		D2: David MCDONALD (P)					
LAP	SECTOR 1	SECTOR 2	SECTOR 3	LAP TIME	MPH	DIFF	TIME OF DAY
1 - D1		38.112	14.656	1:19.148	90.01	12.573	16:06:34.800
2 - D1	20.615	37.343	12.532	1:10.490	101.07	3.915	16:07:45.290
3 - D1	19.717	37.549	12.288	1:09.554	102.43	2.979	16:08:54.844
4 - D1	19.876	37.474	12.304	1:09.654	102.28	3.079	16:10:04.498
5 - D1	19.577	37.099	12.192	1:08.868	103.45	2.293	16:11:13.366
6 - D1	19.542	36.924	12.183	1:08.649	103.78	2.074	16:12:22.015
7 - D1	19.617	36.726	12.339	1:08.682	103.73	2.107	16:13:30.697
8 - D1	19.665	36.795	12.215	1:08.675	103.74	2.100	16:14:39.372
9 - D1	19.483	36.766	12.306	1:08.555	103.92	1.980	16:15:47.927
10 - D1	19.559	36.909	12.215	1:08.683	103.73	2.108	16:16:56.610
11 - D1	19.825	36.685	12.342	1:08.852	103.47	2.277	16:18:05.462
12 - D1	19.458	36.411	12.054	1:07.923	104.89	1.348	16:19:13.385
13 - D1	19.426	36.815	12.275	1:08.516	103.98	1.941	16:20:21.901
14 - D1	19.724	41.924	14.107	1:15.755	94.04	9.180	16:21:37.656
15 - D1	22.001	40.792	14.532	1:17.325	92.13	10.750	16:22:54.981
16 - D1	25.660	59.309	21.744	1:46.713	66.76	40.138	16:24:41.694
17 - D1	35.165	1:09.354	24.579	2:09.098	55.18	1:02.523	16:26:50.792
18 - D1	34.259	1:04.833	21.848	2:00.940	58.91	54.365	16:28:51.732
19 - D1	31.193	1:07.812	20.075	1:59.080	59.83	52.505	16:30:50.812
20 - D1	30.651	1:07.541	22.835	2:01.027	58.86	54.452	16:32:51.839
21 - D1	28.199	54.219	IN PIT	1:45.601	P 67.46	39.026	16:34:37.440
22 - D1	OUTLAP	37.290	12.267	3:13.164	36.88	2:06.589	16:37:50.604
23 - D1	19.602	35.819	11.855	1:07.276	105.90	0.701	16:38:57.880
24 - D1	19.440	36.032	11.890	1:07.362	105.76	0.787	16:40:05.242
25 - D1	19.284	37.275	11.993	1:08.552	103.93	1.977	16:41:13.794
26 - D1	19.479	36.626	11.941	1:08.046	104.70	1.471	16:42:21.840
27 - D1	19.122	36.047	11.847	1:07.016	106.31	0.441	16:43:28.856
28 - D1	19.102	36.389	11.943	1:07.434	105.65	0.859	16:44:36.290
29 - D1	19.610	35.835	11.880	1:07.325	105.82	0.750	16:45:43.615
30 - D1	19.143	35.823	11.906	1:06.872 (3)	106.54	0.297	16:46:50.487
31 - D1	19.338	35.825	11.910	1:07.073	106.22	0.498	16:47:57.560
32 - D1	19.244	35.740	11.790	1:06.774 (2)	106.69	0.199	16:49:04.334
33 - D1	19.337	35.780	12.659	1:07.776	105.12	1.201	16:50:12.110
34 - D1	19.297	35.950	11.873	1:07.120	106.14	0.545	16:51:19.230
35 - D1	19.794	35.932	11.797	1:07.523	105.51	0.948	16:52:26.753
36 - D1	19.192	35.717	11.666	1:06.575 (1)	107.01		16:53:33.328
37 - D1	19.433	36.643	11.831	1:07.907	104.91	1.332	16:54:41.235
38 - D1	19.407	35.999	12.068	1:07.474	105.59	0.899	16:55:48.709

GT Cup Championship

RACE 16 - SECTOR ANALYSIS

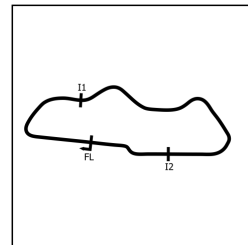


SECTOR 1 = FL to I1, SECTOR 2 = I1 to I2, SECTOR 3 = I2 to FL, DIFF = Difference To Personal Best Lap, P = Crossed Finish Line in Pit Lane, D = Time Disallowed

P15 69 GTH Make Happen Racing				Mercedes AMG GT4			
IDEAL LAP TIME : 1:11.090		BEST LAP TIME : 1:11.360		DIFFERENCE : 0.270			
D1: Stephen WALTON		D2: Chris HART					
LAP	SECTOR 1	SECTOR 2	SECTOR 3	LAP TIME	MPH	DIFF	TIME OF DAY
1 - D1		42.616	13.756	1:27.657	81.27	16.297	16:06:43.309
2 - D1	21.701	40.379	14.100	1:16.180	93.52	4.820	16:07:59.489
3 - D1	21.228	39.032	13.109	1:13.369	97.10	2.009	16:09:12.858
4 - D1	21.026	38.841	13.017	1:12.884	97.75	1.524	16:10:25.742
5 - D1	21.397	39.151	13.185	1:13.733	96.62	2.373	16:11:39.475
6 - D1	20.920	39.723	13.457	1:14.100	96.14	2.740	16:12:53.575
7 - D1	20.939	39.356	13.064	1:13.359	97.12	1.999	16:14:06.934
8 - D1	21.179	38.574	12.939	1:12.692	98.01	1.332	16:15:19.626
9 - D1	21.010	39.891	13.874	1:14.775	95.28	3.415	16:16:34.401
10 - D1	20.784	38.778	12.895	1:12.457	98.32	1.097	16:17:46.858
11 - D1	21.067	39.032	13.393	1:13.492	96.94	2.132	16:19:00.350
12 - D1	21.074	39.551	13.776	1:14.401	95.76	3.041	16:20:14.751
13 - D1	20.870	38.830	14.119	1:13.819	96.51	2.459	16:21:28.570
14 - D1	23.563	40.397	14.407	1:18.367	90.91	7.007	16:22:46.937
15 - D1	24.841	1:00.292	22.813	1:47.946	66.00	36.586	16:24:34.883
16 - D1	34.713	1:09.385	23.697	2:07.795	55.75	56.435	16:26:42.678
17 - D1	34.439	1:04.628	21.170	2:00.237	59.25	48.877	16:28:42.915
18 - D1	34.256	1:06.823	IN PIT	2:04.229	P 57.35	52.869	16:30:47.144
19 - D1	OUTLAP	40.635	13.212	2:33.119	46.53	1:21.759	16:33:20.263
20 - D1	21.106	43.123	15.591	1:19.820	89.25	8.460	16:34:40.083
21 - D1	21.133	38.187	12.646	1:11.966	99.00	0.606	16:35:52.049
22 - D1	20.636	38.059	12.665	1:11.360 (1)	99.84		16:37:03.409
23 - D1	20.636	38.434	12.869	1:11.939	99.03	0.579	16:38:15.348
24 - D1	20.626	38.512	12.704	1:11.842	99.17	0.482	16:39:27.190
25 - D1	20.650	38.697	13.602	1:12.949	97.66	1.589	16:40:40.139
26 - D1	20.694	38.924	12.757	1:12.375	98.44	1.015	16:41:52.514
27 - D1	20.757	38.462	13.396	1:12.615	98.11	1.255	16:43:05.129
28 - D1	20.663	38.238	12.693	1:11.594	99.51	0.234	16:44:16.723
29 - D1	20.462	38.612	12.690	1:11.764	99.27	0.404	16:45:28.487
30 - D1	20.559	38.239	12.749	1:11.547 (3)	99.57	0.187	16:46:40.034
31 - D1	20.652	38.447	12.802	1:11.901	99.08	0.541	16:47:51.935
32 - D1	20.498	38.360	13.031	1:11.889	99.10	0.529	16:49:03.824
33 - D1	21.120	39.139	13.107	1:13.366	97.11	2.006	16:50:17.190
34 - D1	20.489	38.255	12.653	1:11.397 (2)	99.78	0.037	16:51:28.587
35 - D1	20.385	38.272	12.915	1:11.572	99.54	0.212	16:52:40.159
36 - D1	20.999	38.570	12.924	1:12.493	98.28	1.133	16:53:52.652
37 - D1	21.222	38.829	12.976	1:13.027	97.56	1.667	16:55:05.679
38 - D1	21.458	38.919	13.116	1:13.493	96.94	2.133	16:56:19.172

GT Cup Championship

RACE 16 - SECTOR ANALYSIS

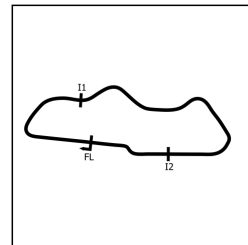


SECTOR 1 = FL to I1, SECTOR 2 = I1 to I2, SECTOR 3 = I2 to FL, DIFF = Difference To Personal Best Lap, P = Crossed Finish Line in Pit Lane, D = Time Disallowed

P16 13 GTC Team Webb				Lamborghini Super Trofeo			
IDEAL LAP TIME : 1:08.802		BEST LAP TIME : 1:08.934		DIFFERENCE : 0.132			
D1: James WEBB		D2: Tom WEBB					
LAP	SECTOR 1	SECTOR 2	SECTOR 3	LAP TIME	MPH	DIFF	TIME OF DAY
1 - D1		39.483	13.480	1:22.033	86.85	13.099	16:06:37.685
2 - D1	20.826	37.990	12.788	1:11.604	99.50	2.670	16:07:49.289
3 - D1	19.951	37.076	12.828	1:09.855	101.99	0.921	16:08:59.144
4 - D1	19.997	37.178	13.009	1:10.184	101.51	1.250	16:10:09.328
5 - D1	19.994	36.741	12.641	1:09.376 (2)	102.69	0.442	16:11:18.704
6 - D1	20.215	37.581	12.950	1:10.746	100.70	1.812	16:12:29.450
7 - D1	20.044	37.817	13.223	1:11.084	100.22	2.150	16:13:40.534
8 - D1	20.292	37.291	13.378	1:10.961	100.40	2.027	16:14:51.495
9 - D1	19.869	36.929	13.777	1:10.575	100.95	1.641	16:16:02.070
10 - D1	20.001	37.371	12.677	1:10.049	101.70	1.115	16:17:12.119
11 - D1	20.283	37.070	12.486	1:09.839	102.01	0.905	16:18:21.958
12 - D1	19.967	37.040	12.606	1:09.613 (3)	102.34	0.679	16:19:31.571
13 - D1	19.759	38.155	12.859	1:10.773	100.66	1.839	16:20:42.344
14 - D1	20.546	39.324	14.395	1:14.265	95.93	5.331	16:21:56.609
15 - D1	21.047	38.903	13.943	1:13.893	96.41	4.959	16:23:10.502
16 - D1	21.214	52.385	22.203	1:35.802	74.36	26.868	16:24:46.304
17 - D1	35.041	1:08.726	24.825	2:08.592	55.40	59.658	16:26:54.896
18 - D1	34.882	1:04.518	21.335	2:00.735	59.01	51.801	16:28:55.631
19 - D1	31.472	1:07.367	19.882	1:58.721	60.01	49.787	16:30:54.352
20 - D1	30.410	1:08.334	23.627	2:02.371	58.22	53.437	16:32:56.723
21 - D1	27.823	53.261	18.307	1:39.391	71.68	30.457	16:34:36.114
22 - D1	20.599	36.938	12.616	1:10.153	101.55	1.219	16:35:46.267
23 - D1	19.671	36.645	12.618	1:08.934 (1)	103.35		16:36:55.201
24 - D1	19.830	37.233	IN PIT	1:12.920 P	97.70	3.986	16:38:08.121
25 - D1	OUTLAP	38.590	12.875	2:47.915	42.43	1:38.981	16:40:56.036
26 - D1	20.248	38.622	12.827	1:11.697	99.37	2.763	16:42:07.733
27 - D1	20.147	37.580	12.820	1:10.547	100.99	1.613	16:43:18.280
28 - D1	20.029	37.869	13.494	1:11.392	99.79	2.458	16:44:29.672
29 - D1	20.149	37.595	12.640	1:10.384	101.22	1.450	16:45:40.056
30 - D1	19.923	37.684	12.605	1:10.212	101.47	1.278	16:46:50.268
31 - D1	20.351	39.116	13.574	1:13.041	97.54	4.107	16:48:03.309
32 - D1	20.624	38.237	12.719	1:11.580	99.53	2.646	16:49:14.889
33 - D1	20.151	38.234	12.624	1:11.009	100.33	2.075	16:50:25.898
34 - D1	20.079	38.349	12.785	1:11.213	100.04	2.279	16:51:37.111
35 - D1	20.028	37.363	12.794	1:10.185	101.51	1.251	16:52:47.296
36 - D1	20.703	37.662	12.607	1:10.972	100.38	2.038	16:53:58.268
37 - D1	19.867	38.540	12.793	1:11.200	100.06	2.266	16:55:09.468
38 - D1	21.000	38.795	12.888	1:12.683	98.02	3.749	16:56:22.151

GT Cup Championship

RACE 16 - SECTOR ANALYSIS

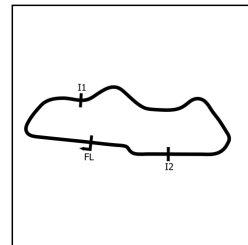


SECTOR 1 = FL to I1, SECTOR 2 = I1 to I2, SECTOR 3 = I2 to FL, DIFF = Difference To Personal Best Lap, P = Crossed Finish Line in Pit Lane, D = Time Disallowed

P17 39 GTH		Track Focused		Mercedes AMG GT4			
IDEAL LAP TIME : 1:10.385		BEST LAP TIME : 1:10.509		DIFFERENCE : 0.124			
D1: Darren KELL		D2: James KELL (PS)					
LAP	SECTOR 1	SECTOR 2	SECTOR 3	LAP TIME	MPH	DIFF	TIME OF DAY
1 - D1		41.713	13.808	1:25.657	83.17	15.148	16:06:41.309
2 - D1	21.396	39.114	12.962	1:13.472	96.97	2.963	16:07:54.781
3 - D1	21.458	38.924	13.086	1:13.468	96.97	2.959	16:09:08.249
4 - D1	21.279	38.915	12.982	1:13.176	97.36	2.667	16:10:21.425
5 - D1	21.412	38.909	13.239	1:13.560	96.85	3.051	16:11:34.985
6 - D1	21.437	38.781	13.015	1:13.233	97.28	2.724	16:12:48.218
7 - D1	21.190	39.095	13.523	1:13.808	96.52	3.299	16:14:02.026
8 - D1	21.228	39.290	13.021	1:13.539	96.88	3.030	16:15:15.565
9 - D1	21.839	38.856	12.889	1:13.584	96.82	3.075	16:16:29.149
10 - D1	21.132	39.735	14.124	1:14.991	95.00	4.482	16:17:44.140
11 - D1	21.243	39.298	13.473	1:14.014	96.26	3.505	16:18:58.154
12 - D1	21.681	38.733	12.793	1:13.207	97.32	2.698	16:20:11.361
13 - D1	21.022	40.100	13.676	1:14.798	95.25	4.289	16:21:26.159
14 - D1	23.466	41.312	14.742	1:19.520	89.59	9.011	16:22:45.679
15 - D1	23.874	1:00.306	23.312	1:47.492	66.28	36.983	16:24:33.171
16 - D1	34.859	1:09.500	23.569	2:07.928	55.69	57.419	16:26:41.099
17 - D1	34.930	1:04.047	21.156	2:00.133	59.30	49.624	16:28:41.232
18 - D1	34.908	1:06.692	IN PIT	2:04.926	P 57.03	54.417	16:30:46.158
19 - D1	OUTLAP	38.869	13.063	2:41.875	44.01	1:31.366	16:33:28.033
20 - D1	29.992	50.930	12.944	1:33.866	75.90	23.357	16:35:01.899
21 - D1	20.835	38.819	12.663	1:12.317	98.51	1.808	16:36:14.216
22 - D1	21.467	37.969	12.373	1:11.809	99.21	1.300	16:37:26.025
23 - D1	20.509	37.934	12.518	1:10.961	100.40	0.452	16:38:36.986
24 - D1	20.618	37.814	12.502	1:10.934	100.44	0.425	16:39:47.920
25 - D1	20.491	37.735	12.457	1:10.683 (2)	100.79	0.174	16:40:58.603
26 - D1	20.962	38.386	12.694	1:12.042	98.89	1.533	16:42:10.645
27 - D1	20.792	38.571	12.712	1:12.075	98.85	1.566	16:43:22.720
28 - D1	21.156	38.674	13.243	1:13.073	97.50	2.564	16:44:35.793
29 - D1	21.071	38.350	12.642	1:12.063	98.86	1.554	16:45:47.856
30 - D1	20.486	37.802	12.463	1:10.751	100.70	0.242	16:46:58.607
31 - D1	20.310	37.827	12.372	1:10.509 (1)	101.04		16:48:09.116
32 - D1	20.357	38.160	12.529	1:11.046	100.28	0.537	16:49:20.162
33 - D1	20.448	38.232	12.412	1:11.092	100.21	0.583	16:50:31.254
34 - D1	20.442	37.703	12.566	1:10.711 (3)	100.75	0.202	16:51:41.965
35 - D1	20.658	37.839	12.394	1:10.891	100.50	0.382	16:52:52.856
36 - D1	20.479	38.418	12.611	1:11.508	99.63	0.999	16:54:04.364
37 - D1	20.484	38.069	12.622	1:11.175	100.10	0.666	16:55:15.539
38 - D1	20.625	38.916	12.607	1:12.148	98.75	1.639	16:56:27.687

GT Cup Championship

RACE 16 - SECTOR ANALYSIS

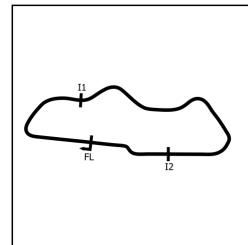


SECTOR 1 = FL to I1, SECTOR 2 = I1 to I2, SECTOR 3 = I2 to FL, DIFF = Difference To Personal Best Lap, P = Crossed Finish Line in Pit Lane, D = Time Disallowed

P18 52 GTH Valluga Racing				Porsche Cayman Clubsport GT4			
IDEAL LAP TIME : 1:10.389		BEST LAP TIME : 1:10.389		DIFFERENCE : 0.000			
D1: Chris BATES		D2: Darren BURKE (P)					
LAP	SECTOR 1	SECTOR 2	SECTOR 3	LAP TIME	MPH	DIFF	TIME OF DAY
1 - D1		42.895	14.093	1:30.191	78.99	19.802	16:06:45.843
2 - D1	22.298	38.944	13.313	1:14.555	95.56	4.166	16:08:00.398
3 - D1	21.064	39.050	12.987	1:13.101	97.46	2.712	16:09:13.499
4 - D1	21.098	38.561	13.061	1:12.720	97.97	2.331	16:10:26.219
5 - D1	21.225	39.006	13.337	1:13.568	96.84	3.179	16:11:39.787
6 - D1	21.044	39.283	13.181	1:13.508	96.92	3.119	16:12:53.295
7 - D1	20.881	39.570	12.579	1:13.030	97.55	2.641	16:14:06.325
8 - D1	21.173	38.565	13.152	1:12.890	97.74	2.501	16:15:19.215
9 - D1	20.854	38.510	13.259	1:12.623	98.10	2.234	16:16:31.838
10 - D1	21.465	39.953	12.723	1:14.141	96.09	3.752	16:17:45.979
11 - D1	20.894	39.639	13.597	1:14.130	96.11	3.741	16:19:00.109
12 - D1	21.065	39.790	14.291	1:15.146	94.81	4.757	16:20:15.255
13 - D1	21.007	39.435	13.571	1:14.013	96.26	3.624	16:21:29.268
14 - D1	23.952	39.851	14.623	1:18.426	90.84	8.037	16:22:47.694
15 - D1	24.624	1:00.817	22.444	1:47.885	66.03	37.496	16:24:35.579
16 - D1	34.751	1:09.247	23.960	2:07.958	55.67	57.569	16:26:43.537
17 - D1	34.263	1:05.643	21.769	2:01.675	58.55	51.286	16:28:45.212
18 - D1	32.489	1:07.077	IN PIT	2:03.159	P 57.84	52.770	16:30:48.371
19 - D1	OUTLAP	38.766	12.775	2:54.367	40.86	1:43.978	16:33:42.738
20 - D1	20.915	49.510	12.461	1:22.886	85.95	12.497	16:35:05.624
21 - D1	20.338	40.144	13.006	1:13.488	96.94	3.099	16:36:19.112
22 - D1	21.554	38.794	12.458	1:12.806	97.85	2.417	16:37:31.918
23 - D1	21.206	38.074	12.433	1:11.713	99.34	1.324	16:38:43.631
24 - D1	20.489	38.143	12.534	1:11.166	100.11	0.777	16:39:54.797
25 - D1	20.563	38.192	12.827	1:11.582	99.53	1.193	16:41:06.379
26 - D1	20.859	38.087	12.456	1:11.402	99.78	1.013	16:42:17.781
27 - D1	20.454	38.014	12.420	1:10.888	100.50	0.499	16:43:28.669
28 - D1	20.531	37.851	12.322	1:10.704 (3)	100.76	0.315	16:44:39.373
29 - D1	20.653	38.176	12.332	1:11.161	100.12	0.772	16:45:50.534
30 - D1	20.621	37.995	12.630	1:11.246	100.00	0.857	16:47:01.780
31 - D1	20.560	37.926	12.274	1:10.760	100.68	0.371	16:48:12.540
32 - D1	20.517	38.383	12.459	1:11.359	99.84	0.970	16:49:23.899
33 - D1	20.485	38.622	13.065	1:12.172	98.71	1.783	16:50:36.071
34 - D1	20.965	37.993	12.418	1:11.376	99.81	0.987	16:51:47.447
35 - D1	20.389	37.941	12.543	1:10.873	100.52	0.484	16:52:58.320
36 - D1	20.409	37.942	12.350	1:10.701 (2)	100.77	0.312	16:54:09.021
37 - D1	20.335	37.785	12.269	1:10.389 (1)	101.21		16:55:19.410
38 - D1	20.480	37.924	12.549	1:10.953	100.41	0.564	16:56:30.363

GT Cup Championship

RACE 16 - SECTOR ANALYSIS

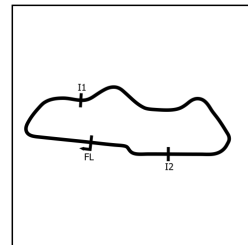


SECTOR 1 = FL to I1, SECTOR 2 = I1 to I2, SECTOR 3 = I2 to FL, DIFF = Difference To Personal Best Lap, P = Crossed Finish Line in Pit Lane, D = Time Disallowed

P19 50 GTH Valluga Racing				Porsche Cayman 718 RS Clubsport			
IDEAL LAP TIME : 1:10.372		BEST LAP TIME : 1:10.721		DIFFERENCE : 0.349			
D1: James WALLIS		D2: Sam MAHER-LOUGHNAN (
LAP	SECTOR 1	SECTOR 2	SECTOR 3	LAP TIME	MPH	DIFF	TIME OF DAY
1 - D1		40.409	13.231	1:23.498	85.32	12.777	16:06:39.150
2 - D1	20.992	38.339	12.760	1:12.091	98.82	1.370	16:07:51.241
3 - D1	20.546	38.061	12.792	1:11.399	99.78	0.678	16:09:02.640
4 - D1	20.450	38.583	12.772	1:11.805	99.22	1.084	16:10:14.445
5 - D1	20.380	37.858	12.846	1:11.084 (3)	100.22	0.363	16:11:25.529
6 - D1	20.413	38.031	12.777	1:11.221	100.03	0.500	16:12:36.750
7 - D1	20.551	38.093	12.790	1:11.434	99.73	0.713	16:13:48.184
8 - D1	20.402	38.163	12.754	1:11.319	99.89	0.598	16:14:59.503
9 - D1	20.506	38.168	12.659	1:11.333	99.87	0.612	16:16:10.836
10 - D1	20.627	39.100	12.801	1:12.528	98.23	1.807	16:17:23.364
11 - D1	21.865	38.267	12.746	1:12.878	97.76	2.157	16:18:36.242
12 - D1	20.528	38.330	12.793	1:11.651	99.43	0.930	16:19:47.893
13 - D1	20.439	38.733	12.840	1:12.012	98.93	1.291	16:20:59.905
14 - D1	21.822	42.150	15.231	1:19.203	89.95	8.482	16:22:19.108
15 - D1	32.331	1:05.751	21.864	1:59.946	59.39	49.225	16:24:19.054
16 - D1	38.460	1:08.628	20.535	2:07.623	55.82	56.902	16:26:26.677
17 - D1	39.289	1:02.928	20.450	2:02.667	58.08	51.946	16:28:29.344
18 - D1	37.639	1:05.460	IN PIT	2:05.445 P	56.79	54.724	16:30:34.789
19 - D1	OUTLAP	39.084	13.335	3:03.569	38.81	1:52.848	16:33:38.358
20 - D1	22.068	50.430	13.266	1:25.764	83.07	15.043	16:35:04.122
21 - D1	20.462	38.153	13.388	1:12.003	98.94	1.282	16:36:16.125
22 - D1	21.383	38.014	12.664	1:12.061	98.86	1.340	16:37:28.186
23 - D1	20.490	37.962	12.862	1:11.314	99.90	0.593	16:38:39.500
24 - D1	20.354	37.981	12.842	1:11.177	100.09	0.456	16:39:50.677
25 - D1	20.566	38.386	12.644	1:11.596	99.51	0.875	16:41:02.273
26 - D1	20.441	38.275	13.240	1:11.956	99.01	1.235	16:42:14.229
27 - D1	20.460	38.078	13.584	1:12.122	98.78	1.401	16:43:26.351
28 - D1	20.548	38.398	12.785	1:11.731	99.32	1.010	16:44:38.082
29 - D1	20.408	38.328	12.962	1:11.698	99.37	0.977	16:45:49.780
30 - D1	20.733	38.389	12.696	1:11.818	99.20	1.097	16:47:01.598
31 - D1	20.972	38.039	12.571	1:11.582	99.53	0.861	16:48:13.180
32 - D1	20.430	38.964	12.490	1:11.884	99.11	1.163	16:49:25.064
33 - D1	20.243	38.114	12.917	1:11.274	99.96	0.553	16:50:36.338
34 - D1	21.186	39.572	12.660	1:13.418	97.04	2.697	16:51:49.756
35 - D1	20.307	38.555	12.782	1:11.644	99.44	0.923	16:53:01.400
36 - D1	20.768	39.115	12.943	1:12.826	97.83	2.105	16:54:14.226
37 - D1	20.451	38.113	12.415	1:10.979 (2)	100.37	0.258	16:55:25.205
38 - D1	20.222	38.207	12.292	1:10.721 (1)	100.74		16:56:35.926

GT Cup Championship

RACE 16 - SECTOR ANALYSIS

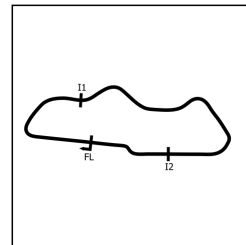


SECTOR 1 = FL to I1, SECTOR 2 = I1 to I2, SECTOR 3 = I2 to FL, DIFF = Difference To Personal Best Lap, P = Crossed Finish Line in Pit Lane, D = Time Disallowed

P20 51 GTH Valluga Racing				Porsche Cayman Clubsport GT4			
IDEAL LAP TIME : 1:11.084		BEST LAP TIME : 1:11.292		DIFFERENCE : 0.208			
D1: Neil MACLENNAN		D2: Cameron FENTON					
LAP	SECTOR 1	SECTOR 2	SECTOR 3	LAP TIME	MPH	DIFF	TIME OF DAY
1 - D1		42.894	14.658	1:29.311	79.77	18.019	16:06:44.963
2 - D1	21.965	39.236	13.631	1:14.832	95.20	3.540	16:07:59.795
3 - D1	21.325	39.087	13.009	1:13.421	97.03	2.129	16:09:13.216
4 - D1	21.184	38.824	13.579	1:13.587	96.81	2.295	16:10:26.803
5 - D1	21.097	39.114	13.302	1:13.513	96.91	2.221	16:11:40.316
6 - D1	21.013	39.260	13.345	1:13.618	96.77	2.326	16:12:53.934
7 - D1	21.003	39.224	13.238	1:13.465	96.98	2.173	16:14:07.399
8 - D1	21.029	38.753	12.728	1:12.510	98.25	1.218	16:15:19.909
9 - D1	21.411	40.567	13.018	1:14.996	95.00	3.704	16:16:34.905
10 - D1	21.397	38.646	12.699	1:12.742	97.94	1.450	16:17:47.647
11 - D1	21.072	38.686	13.588	1:13.346	97.13	2.054	16:19:00.993
12 - D1	21.497	39.372	14.420	1:15.289	94.63	3.997	16:20:16.282
13 - D1	22.405	41.222	13.812	1:17.439	92.00	6.147	16:21:33.721
14 - D1	22.639	41.790	14.042	1:18.471	90.79	7.179	16:22:52.192
15 - D1	25.940	58.282	22.306	1:46.528	66.88	35.236	16:24:38.720
16 - D1	34.844	1:09.055	24.435	2:08.334	55.51	57.042	16:26:47.054
17 - D1	34.725	1:04.911	21.770	2:01.406	58.68	50.114	16:28:48.460
18 - D1	31.793	1:07.390	IN PIT	2:03.859	P 57.52	52.567	16:30:52.319
19 - D1	OUTLAP	39.398	12.674	2:32.634	46.67	1:21.342	16:33:24.953
20 - D1	32.047	51.098	12.756	1:35.901	74.29	24.609	16:35:00.854
21 - D1	20.837	38.430	12.305	1:11.572	99.54	0.280	16:36:12.426
22 - D1	20.567	38.307	12.545	1:11.419 (2)	99.75	0.127	16:37:23.845
23 - D1	20.684	38.384	12.393	1:11.461	99.69	0.169	16:38:35.306
24 - D1	20.606	38.494	12.560	1:11.660	99.42	0.368	16:39:46.966
25 - D1	20.608	38.351	12.517	1:11.476	99.67	0.184	16:40:58.442
26 - D1	20.880	38.457	12.727	1:12.064	98.86	0.772	16:42:10.506
27 - D1	20.733	38.656	12.861	1:12.250	98.61	0.958	16:43:22.756
28 - D1	21.005	38.830	12.992	1:12.827	97.82	1.535	16:44:35.583
29 - D1	20.879	38.798	13.090	1:12.767	97.91	1.475	16:45:48.350
30 - D1	20.563	38.456	12.434	1:11.453 (3)	99.71	0.161	16:46:59.803
31 - D1	20.533	38.280	12.479	1:11.292 (1)	99.93		16:48:11.095
32 - D1	20.683	39.185	12.391	1:12.259	98.59	0.967	16:49:23.354
33 - D1	20.639	38.895	13.417	1:12.951	97.66	1.659	16:50:36.305
34 - D1	21.521	39.136	12.400	1:13.057	97.52	1.765	16:51:49.362
35 - D1	20.499	38.445	12.873	1:11.817	99.20	0.525	16:53:01.179
36 - D1	20.812	39.253	13.163	1:13.228	97.29	1.936	16:54:14.407
37 - D1	20.899	38.492	12.485	1:11.876	99.12	0.584	16:55:26.283
38 - D1	20.538	38.686	12.803	1:12.027	98.91	0.735	16:56:38.310

GT Cup Championship

RACE 16 - SECTOR ANALYSIS

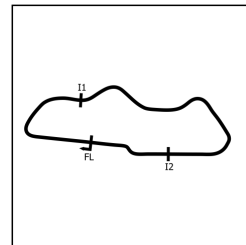


SECTOR 1 = FL to I1, SECTOR 2 = I1 to I2, SECTOR 3 = I2 to FL, DIFF = Difference To Personal Best Lap, P = Crossed Finish Line in Pit Lane, D = Time Disallowed

P21 14 GTH Greystone GT				McLaren 570S GT4			
IDEAL LAP TIME : 1:11.151		BEST LAP TIME : 1:11.328		DIFFERENCE : 0.177			
D1: Phillip CARTER		D2: Michael BROADHURST (P)					
LAP	SECTOR 1	SECTOR 2	SECTOR 3	LAP TIME	MPH	DIFF	TIME OF DAY
1 - D1		42.400	14.079	1:27.502	81.42	16.174	16:06:43.154
2 - D1	21.519	40.163	13.268	1:14.950	95.05	3.622	16:07:58.104
3 - D1	21.150	38.982	13.454	1:13.586	96.82	2.258	16:09:11.690
4 - D1	21.253	38.822	13.584	1:13.659	96.72	2.331	16:10:25.349
5 - D1	21.168	38.964	13.167	1:13.299	97.19	1.971	16:11:38.648
6 - D1	21.105	38.998	13.073	1:13.176	97.36	1.848	16:12:51.824
7 - D1	21.114	38.941	13.107	1:13.162	97.38	1.834	16:14:04.986
8 - D1	21.207	38.872	13.001	1:13.080	97.49	1.752	16:15:18.066
9 - D1	20.954	38.865	13.605	1:13.424	97.03	2.096	16:16:31.490
10 - D1	21.253	39.742	12.974	1:13.969	96.31	2.641	16:17:45.459
11 - D1	21.077	39.882	13.520	1:14.479	95.65	3.151	16:18:59.938
12 - D1	22.218	39.582	14.279	1:16.079	93.64	4.751	16:20:16.017
13 - D1	21.083	40.420	14.518	1:16.021	93.71	4.693	16:21:32.038
14 - D1	22.557	40.480	14.439	1:17.476	91.95	6.148	16:22:49.514
15 - D1	25.108	59.820	22.033	1:46.961	66.60	35.633	16:24:36.475
16 - D1	34.670	1:09.318	24.305	2:08.293	55.53	56.965	16:26:44.768
17 - D1	34.161	1:05.297	22.062	2:01.520	58.62	50.192	16:28:46.288
18 - D1	32.183	1:06.975	IN PIT	2:03.159	P 57.84	51.831	16:30:49.447
19 - D1	OUTLAP	39.435	13.047	2:49.239	42.09	1:37.911	16:33:38.686
20 - D1	22.047	51.002	12.593	1:25.642	83.19	14.314	16:35:04.328
21 - D1	20.849	39.221	13.671	1:13.741	96.61	2.413	16:36:18.069
22 - D1	20.926	38.443	12.837	1:12.206	98.67	0.878	16:37:30.275
23 - D1	20.638	38.340	12.647	1:11.625	99.47	0.297	16:38:41.900
24 - D1	21.003	39.034	12.614	1:12.651	98.06	1.323	16:39:54.551
25 - D1	20.571	38.242	12.878	1:11.691	99.37	0.363	16:41:06.242
26 - D1	21.055	38.777	12.637	1:12.469	98.31	1.141	16:42:18.711
27 - D1	20.569	38.127	12.700	1:11.396	(2) 99.79	0.068	16:43:30.107
28 - D1	20.584	38.468	12.535	1:11.587	99.52	0.259	16:44:41.694
29 - D1	20.545	38.376	12.506	1:11.427	(3) 99.74	0.099	16:45:53.121
30 - D1	20.625	38.267	12.782	1:11.674	99.40	0.346	16:47:04.795
31 - D1	20.705	39.103	12.688	1:12.496	98.27	1.168	16:48:17.291
32 - D1	20.628	38.626	12.580	1:11.834	99.18	0.506	16:49:29.125
33 - D1	20.667	38.647	12.646	1:11.960	99.00	0.632	16:50:41.085
34 - D1	20.553	38.482	12.632	1:11.667	99.41	0.339	16:51:52.752
35 - D1	20.935	38.508	12.820	1:12.263	98.59	0.935	16:53:05.015
36 - D1	20.559	38.320	12.654	1:11.533	99.59	0.205	16:54:16.548
37 - D1	20.599	38.553	13.224	1:12.376	98.43	1.048	16:55:28.924
38 - D1	20.518	38.205	12.605	1:11.328	(1) 99.88		16:56:40.252

GT Cup Championship

RACE 16 - SECTOR ANALYSIS

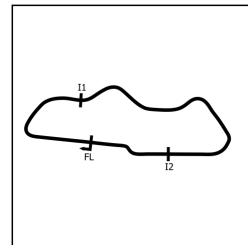


SECTOR 1 = FL to I1, SECTOR 2 = I1 to I2, SECTOR 3 = I2 to FL, DIFF = Difference To Personal Best Lap, P = Crossed Finish Line in Pit Lane, D = Time Disallowed

P22 78 GTH Fox Motorsport				McLaren 570S GT4			
IDEAL LAP TIME : 1:10.651		BEST LAP TIME : 1:10.812		DIFFERENCE : 0.161			
D1: Tim DOCKER		D2: Jordan ALBERT (P)					
LAP	SECTOR 1	SECTOR 2	SECTOR 3	LAP TIME	MPH	DIFF	TIME OF DAY
1 - D1		42.262	13.593	1:26.589	82.28	15.777	16:06:42.241
2 - D1	21.679	40.124	13.004	1:14.807	95.24	3.995	16:07:57.048
3 - D1	21.036	38.948	12.965	1:12.949	97.66	2.137	16:09:09.997
4 - D1	20.683	38.502	12.757	1:11.942	99.03	1.130	16:10:21.939
5 - D1	21.180	39.030	13.074	1:13.284	97.21	2.472	16:11:35.223
6 - D1	21.509	38.888	13.153	1:13.550	96.86	2.738	16:12:48.773
7 - D1	20.940	39.045	13.534	1:13.519	96.90	2.707	16:14:02.292
8 - D1	21.244	39.299	13.002	1:13.545	96.87	2.733	16:15:15.837
9 - D1	21.070	38.675	12.775	1:12.520	98.24	1.708	16:16:28.357
10 - D1	21.090	39.286	13.616	1:13.992	96.28	3.180	16:17:42.349
11 - D1	21.236	38.922	12.942	1:13.100	97.46	2.288	16:18:55.449
12 - D1	20.845	39.365	12.731	1:12.941	97.67	2.129	16:20:08.390
13 - D1	20.870	39.847	15.147	1:15.864	93.91	5.052	16:21:24.254
14 - D1	23.865	41.581	15.256	1:20.702	88.28	9.890	16:22:44.956
15 - D1	23.747	59.510	22.810	1:46.067	67.17	35.255	16:24:31.023
16 - D1	35.583	1:09.450	23.298	2:08.331	55.51	57.519	16:26:39.354
17 - D1	35.421	1:04.060	20.945	2:00.426	59.16	49.614	16:28:39.780
18 - D1	34.696	1:07.077	IN PIT	2:05.437	P 56.79	54.625	16:30:45.217
19 - D1	OUTLAP	38.906	12.758	3:05.179	38.47	1:54.367	16:33:50.396
20 - D1	20.546	43.479	12.787	1:16.812	92.75	6.000	16:35:07.208
21 - D1	20.437	44.002	12.641	1:17.080	92.43	6.268	16:36:24.288
22 - D1	21.111	38.768	12.686	1:12.565	98.18	1.753	16:37:36.853
23 - D1	20.596	38.511	13.086	1:12.193	98.68	1.381	16:38:49.046
24 - D1	20.486	38.149	12.540	1:11.175	100.10	0.363	16:40:00.221
25 - D1	20.410	38.323	13.042	1:11.775	99.26	0.963	16:41:11.996
26 - D1	20.551	38.218	12.453	1:11.222	100.03	0.410	16:42:23.218
27 - D1	20.380	37.907	13.419	1:11.706	99.35	0.894	16:43:34.924
28 - D1	20.400	38.188	12.558	1:11.146	100.14	0.334	16:44:46.070
29 - D1	20.291	38.232	12.518	1:11.041 (2)	100.28	0.229	16:45:57.111
30 - D1	20.354	37.954	12.504	1:10.812 (1)	100.61		16:47:07.923
31 - D1	20.629	38.183	12.569	1:11.381	99.81	0.569	16:48:19.304
32 - D1	20.381	38.337	12.721	1:11.439	99.73	0.627	16:49:30.743
33 - D1	20.709	38.309	12.560	1:11.578	99.53	0.766	16:50:42.321
34 - D1	20.353	39.424	12.867	1:12.644	98.07	1.832	16:51:54.965
35 - D1	20.539	38.175	12.557	1:11.271	99.96	0.459	16:53:06.236
36 - D1	20.436	38.196	13.039	1:11.671	99.40	0.859	16:54:17.907
37 - D1	20.500	38.796	12.800	1:12.096	98.82	1.284	16:55:30.003
38 - D1	20.424	37.987	12.640	1:11.051 (3)	100.27	0.239	16:56:41.054

GT Cup Championship

RACE 16 - SECTOR ANALYSIS

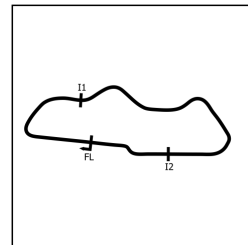


SECTOR 1 = FL to I1, SECTOR 2 = I1 to I2, SECTOR 3 = I2 to FL, DIFF = Difference To Personal Best Lap, P = Crossed Finish Line in Pit Lane, D = Time Disallowed

P23 6 GTC Century Motorsport				Ginetta G56 Supercup			
IDEAL LAP TIME : 1:07.566		BEST LAP TIME : 1:07.825		DIFFERENCE : 0.259			
D1: Alex STEVENSON		D2: James KELLET (P)					
LAP	SECTOR 1	SECTOR 2	SECTOR 3	LAP TIME	MPH	DIFF	TIME OF DAY
1 - D1		41.270	13.748	1:24.817	83.99	16.992	16:06:40.469
2 - D1	21.099	38.189	13.041	1:12.329	98.50	4.504	16:07:52.798
3 - D1	21.436	38.907	13.077	1:13.420	97.03	5.595	16:09:06.218
4 - D1	20.901	38.278	12.583	1:11.762	99.28	3.937	16:10:17.980
5 - D1	20.950	38.368	13.582	1:12.900	97.73	5.075	16:11:30.880
6 - D1	21.090	38.579	12.876	1:12.545	98.20	4.720	16:12:43.425
7 - D1	20.878	38.215	12.713	1:11.806	99.22	3.981	16:13:55.231
8 - D1	20.703	37.875	12.633	1:11.211	100.04	3.386	16:15:06.442
9 - D1	20.482	38.118	12.558	1:11.158	100.12	3.333	16:16:17.600
10 - D1	20.363	38.287	12.933	1:11.583	99.52	3.758	16:17:29.183
11 - D1	20.720	38.357	13.697	1:12.774	97.90	4.949	16:18:41.957
12 - D1	20.410	39.012	12.984	1:12.406	98.39	4.581	16:19:54.363
13 - D1	21.099	40.586	13.688	1:15.373	94.52	7.548	16:21:09.736
14 - D1	25.436	40.593	13.647	1:19.676	89.42	11.851	16:22:29.412
15 - D1	27.332	1:06.894	21.481	1:55.707	61.57	47.882	16:24:25.119
16 - D1	37.959	1:08.339	21.683	2:07.981	55.66	1:00.156	16:26:33.100
17 - D1	37.671	1:03.261	21.074	2:02.006	58.39	54.181	16:28:35.106
18 - D1	36.330	1:05.992	20.478	2:02.800	58.01	54.975	16:30:37.906
19 - D1	39.484	1:06.672	23.671	2:09.827	54.87	1:02.002	16:32:47.733
20 - D1	28.938	54.678	IN PIT	1:42.947	P 69.20	35.122	16:34:30.680
21 - D1	OUTLAP	37.876	12.919	2:44.795	43.23	1:36.970	16:37:15.475
22 - D1	19.862	37.676	12.614	1:10.152	101.56	2.327	16:38:25.627
23 - D1	19.445	37.660	13.066	1:10.171	101.53	2.346	16:39:35.798
24 - D1	19.737	37.100	12.557	1:09.394	102.66	1.569	16:40:45.192
25 - D1	19.624	37.246	12.284	1:09.154	103.02	1.329	16:41:54.346
26 - D1	19.732	37.557	11.943	1:09.232	102.90	1.407	16:43:03.578
27 - D1	19.586	36.384	11.992	1:07.962 (3)	104.83	0.137	16:44:11.540
28 - D1	19.482	36.316	12.027	1:07.825 (1)	105.04		16:45:19.365
29 - D1	19.562	36.987	11.805	1:08.354	104.23	0.529	16:46:27.719
30 - D1	19.488	36.482	11.964	1:07.934 (2)	104.87	0.109	16:47:35.653
31 - D1	19.577	36.429	12.011	1:08.017	104.74	0.192	16:48:43.670
32 - D1	19.572	36.672	12.023	1:08.267	104.36	0.442	16:49:51.937
33 - D1	19.765	37.131	12.020	1:08.916	103.38	1.091	16:51:00.853
34 - D1	19.769	36.736	11.986	1:08.491	104.02	0.666	16:52:09.344
35 - D1	19.729	37.372	12.047	1:09.148	103.03	1.323	16:53:18.492
36 - D1	20.145	37.698	12.541	1:10.384	101.22	2.559	16:54:28.876
37 - D1	19.850	36.749	12.330	1:08.929	103.36	1.104	16:55:37.805

GT Cup Championship

RACE 16 - SECTOR ANALYSIS

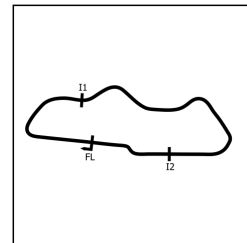


SECTOR 1 = FL to I1, SECTOR 2 = I1 to I2, SECTOR 3 = I2 to FL, DIFF = Difference To Personal Best Lap, P = Crossed Finish Line in Pit Lane, D = Time Disallowed

P24 80 GTH Greystone GT				McLaren 570S GT4			
IDEAL LAP TIME : 1:10.846		BEST LAP TIME : 1:11.114		DIFFERENCE : 0.268			
D1: Ron TRENKA		D2: Jon LANCASTER (P)					
LAP	SECTOR 1	SECTOR 2	SECTOR 3	LAP TIME	MPH	DIFF	TIME OF DAY
1 - D1		43.333	13.961	1:31.342	77.99	20.228	16:06:46.994
2 - D1	22.409	40.850	13.160	1:16.419	93.23	5.305	16:08:03.413
3 - D1	21.878	40.908	14.020	1:16.806	92.76	5.692	16:09:20.219
4 - D1	22.572	40.781	13.693	1:17.046	92.47	5.932	16:10:37.265
5 - D1	21.970	40.499	13.770	1:16.239	93.45	5.125	16:11:53.504
6 - D1	21.888	41.301	15.815	1:19.004	90.18	7.890	16:13:12.508
7 - D1	22.219	40.810	12.951	1:15.980	93.76	4.866	16:14:28.488
8 - D1	21.639	40.723	13.131	1:15.493	94.37	4.379	16:15:43.981
9 - D1	21.786	41.233	13.006	1:16.025	93.71	4.911	16:17:00.006
10 - D1	21.747	40.157	14.668	1:16.572	93.04	5.458	16:18:16.578
11 - D1	22.231	40.287	14.520	1:17.038	92.48	5.924	16:19:33.616
12 - D1	22.196	40.278	13.089	1:15.563	94.28	4.449	16:20:49.179
13 - D1	23.919	45.240	14.732	1:23.891	84.92	12.777	16:22:13.070
14 - D1	24.279	43.142	14.839	1:22.260	86.61	11.146	16:23:35.330
15 - D1	23.999	42.679	16.036	1:22.714	86.13	11.600	16:24:58.044
16 - D1	27.349	1:08.074	24.253	1:59.676	59.53	48.562	16:26:57.720
17 - D1	34.135	1:06.756	19.835	2:00.726	59.01	49.612	16:28:58.446
18 - D1	33.047	1:06.059	IN PIT	2:00.816	P 58.97	49.702	16:30:59.262
19 - D1	OUTLAP	38.636	12.622	2:44.757	43.24	1:33.643	16:33:44.019
20 - D1	21.040	48.983	12.442	1:22.465	86.39	11.351	16:35:06.484
21 - D1	20.653	52.637	12.486	1:25.776	83.06	14.662	16:36:32.260
22 - D1	20.633	38.376	12.824	1:11.833	99.18	0.719	16:37:44.093
23 - D1	20.503	38.003	12.817	1:11.323 (3)	99.89	0.209	16:38:55.416
24 - D1	20.646	38.387	12.474	1:11.507	99.63	0.393	16:40:06.923
25 - D1	20.599	38.110	12.405	1:11.114 (1)	100.18		16:41:18.037
26 - D1	20.541	39.062	12.413	1:12.016	98.93	0.902	16:42:30.053
27 - D1	20.685	38.523	12.457	1:11.665	99.41	0.551	16:43:41.718
28 - D1	20.875	38.110	12.340	1:11.325	99.88	0.211	16:44:53.043
29 - D1	20.602	38.806	12.628	1:12.036	98.90	0.922	16:46:05.079
30 - D1	20.724	38.661	12.469	1:11.854	99.15	0.740	16:47:16.933
31 - D1	20.585	38.961	13.115	1:12.661	98.05	1.547	16:48:29.594
32 - D1	21.166	38.391	12.452	1:12.009	98.94	0.895	16:49:41.603
33 - D1	20.684	38.604	12.346	1:11.634	99.45	0.520	16:50:53.237
34 - D1	20.629	38.385	12.396	1:11.410	99.77	0.296	16:52:04.647
35 - D1	20.619	38.233	12.450	1:11.302 (2)	99.92	0.188	16:53:15.949
36 - D1	20.672	38.827	12.701	1:12.200	98.67	1.086	16:54:28.149
37 - D1	20.912	38.812	12.438	1:12.162	98.73	1.048	16:55:40.311

GT Cup Championship

RACE 16 - SECTOR ANALYSIS

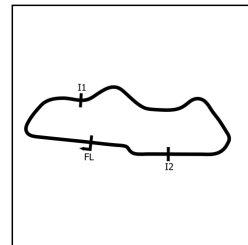


SECTOR 1 = FL to I1, SECTOR 2 = I1 to I2, SECTOR 3 = I2 to FL, DIFF = Difference To Personal Best Lap, P = Crossed Finish Line in Pit Lane, D = Time Disallowed

P25 77 GTH Greystone GT				McLaren 570S GT4			
IDEAL LAP TIME : 1:10.682		BEST LAP TIME : 1:10.744		DIFFERENCE : 0.062			
D1: Mark HOPTON		D2: Euan HANKEY (P)					
LAP	SECTOR 1	SECTOR 2	SECTOR 3	LAP TIME	MPH	DIFF	TIME OF DAY
1 - D1		42.228	13.879	1:30.459	78.76	19.715	16:06:46.111
2 - D1	22.544	39.680	13.102	1:15.326	94.58	4.582	16:08:01.437
3 - D1	21.140	39.049	12.983	1:13.172	97.36	2.428	16:09:14.609
4 - D1	20.987	39.177	12.855	1:13.019	97.57	2.275	16:10:27.628
5 - D1	21.125	39.367	12.960	1:13.452	96.99	2.708	16:11:41.080
6 - D1	21.242	39.491	12.845	1:13.578	96.83	2.834	16:12:54.658
7 - D1	21.116	39.510	12.773	1:13.399	97.06	2.655	16:14:08.057
8 - D1	21.319	39.528	13.286	1:14.133	96.10	3.389	16:15:22.190
9 - D1	22.074	39.977	12.706	1:14.757	95.30	4.013	16:16:36.947
10 - D1	20.872	40.149	13.765	1:14.786	95.26	4.042	16:17:51.733
11 - D1	20.984	38.889	12.704	1:12.577	98.16	1.833	16:19:04.310
12 - D1	20.804	38.865	13.682	1:13.351	97.13	2.607	16:20:17.661
13 - D1	21.633	41.201	13.980	1:16.814	92.75	6.070	16:21:34.475
14 - D1	22.713	41.498	13.794	1:18.005	91.33	7.261	16:22:52.480
15 - D1	26.104	58.453	22.442	1:46.999	66.58	36.255	16:24:39.479
16 - D1	34.792	1:08.567	24.599	2:07.958	55.67	57.214	16:26:47.437
17 - D1	35.167	1:04.615	21.886	2:01.668	58.55	50.924	16:28:49.105
18 - D1	31.860	1:07.269	IN PIT	2:04.376	P 57.28	53.632	16:30:53.481
19 - D1	OUTLAP	38.481	12.537	2:46.007	42.91	1:35.263	16:33:39.488
20 - D1	21.809	50.984	12.400	1:25.193	83.62	14.449	16:35:04.681
21 - D1	20.678	59.134	12.887	1:32.699	76.85	21.955	16:36:37.380
22 - D1	20.716	38.772	12.459	1:11.947	99.02	1.203	16:37:49.327
23 - D1	20.453	38.131	12.377	1:10.961	(2) 100.40	0.217	16:39:00.288
24 - D1	20.578	38.931	12.425	1:11.934	99.04	1.190	16:40:12.222
25 - D1	20.322	38.280	12.530	1:11.132	100.16	0.388	16:41:23.354
26 - D1	20.385	38.194	12.489	1:11.068	100.25	0.324	16:42:34.422
27 - D1	20.350	38.165	12.229	1:10.744	(1) 100.71		16:43:45.166
28 - D1	20.452	38.215	12.307	1:10.974	(3) 100.38	0.230	16:44:56.140
29 - D1	20.406	38.436	12.892	1:11.734	99.32	0.990	16:46:07.874
30 - D1	20.686	39.407	13.342	1:13.435	97.01	2.691	16:47:21.309
31 - D1	20.482	38.315	12.286	1:11.083	100.22	0.339	16:48:32.392
32 - D1	20.468	38.329	12.339	1:11.136	100.15	0.392	16:49:43.528
33 - D1	20.398	38.288	12.417	1:11.103	100.20	0.359	16:50:54.631
34 - D1	20.664	38.313	12.295	1:11.272	99.96	0.528	16:52:05.903
35 - D1	20.417	38.407	12.923	1:11.747	99.30	1.003	16:53:17.650
36 - D1	20.635	39.465	12.461	1:12.561	98.18	1.817	16:54:30.211
37 - D1	20.669	38.569	12.390	1:11.628	99.46	0.884	16:55:41.839

GT Cup Championship

RACE 16 - SECTOR ANALYSIS

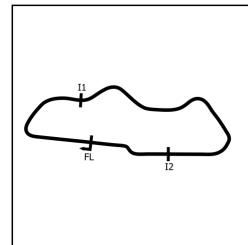


SECTOR 1 = FL to I1, SECTOR 2 = I1 to I2, SECTOR 3 = I2 to FL, DIFF = Difference To Personal Best Lap, P = Crossed Finish Line in Pit Lane, D = Time Disallowed

P26 17 GTH		Orange Racing powered by JMH		McLaren 570S GT4			
IDEAL LAP TIME : 1:11.793		BEST LAP TIME : 1:11.991		DIFFERENCE : 0.198			
D1: Russell LINDSAY		D2: Patrick COLLINS					
LAP	SECTOR 1	SECTOR 2	SECTOR 3	LAP TIME	MPH	DIFF	TIME OF DAY
1 - D1		42.626	14.593	1:28.712	80.31	16.721	16:06:44.364
2 - D1	21.171	39.468	13.387	1:14.026	96.24	2.035	16:07:58.390
3 - D1	21.491	38.747	13.794	1:14.032	96.23	2.041	16:09:12.422
4 - D1	20.934	38.665	13.481	1:13.080	97.49	1.089	16:10:25.502
5 - D1	21.491	38.806	13.117	1:13.414	97.04	1.423	16:11:38.916
6 - D1	21.163	39.518	13.108	1:13.789	96.55	1.798	16:12:52.705
7 - D1	20.935	39.182	12.949	1:13.066	97.50	1.075	16:14:05.771
8 - D1	21.104	38.977	13.168	1:13.249	97.26	1.258	16:15:19.020
9 - D1	21.335	39.507	14.764	1:15.606	94.23	3.615	16:16:34.626
10 - D1	22.117	39.636	12.919	1:14.672	95.41	2.681	16:17:49.298
11 - D1	20.924	39.302	12.878	1:13.104	97.45	1.113	16:19:02.402
12 - D1	21.111	39.203	13.600	1:13.914	96.39	1.923	16:20:16.316
13 - D1	21.134	40.493	14.648	1:16.275	93.40	4.284	16:21:32.591
14 - D1	22.582	40.549	14.318	1:17.449	91.99	5.458	16:22:50.040
15 - D1	25.051	1:00.107	22.405	1:47.563	66.23	35.572	16:24:37.603
16 - D1	34.423	1:09.334	24.253	2:08.010	55.65	56.019	16:26:45.613
17 - D1	34.258	1:05.288	21.943	2:01.489	58.64	49.498	16:28:47.102
18 - D1	31.960	1:07.124	IN PIT	2:03.604	P 57.64	51.613	16:30:50.706
19 - D1	OUTLAP	39.253	12.946	2:34.864	46.00	1:22.873	16:33:25.570
20 - D1	31.774	51.170	12.705	1:35.649	74.48	23.658	16:35:01.219
21 - D1	21.130	38.973	12.751	1:12.854	97.79	0.863	16:36:14.073
22 - D1	29.697	39.465	12.725	1:21.887	87.00	9.896	16:37:35.960
23 - D1	20.977	38.955	12.982	1:12.914	97.71	0.923	16:38:48.874
24 - D1	21.107	38.977	12.549	1:12.633	98.09	0.642	16:40:01.507
25 - D1	20.820	38.722	12.573	1:12.115 (3)	98.79	0.124	16:41:13.622
26 - D1	20.922	38.715	12.515	1:12.152	98.74	0.161	16:42:25.774
27 - D1	20.937	38.690	13.071	1:12.698	98.00	0.707	16:43:38.472
28 - D1	21.125	38.549	12.536	1:12.210	98.66	0.219	16:44:50.682
29 - D1	20.796	38.568	12.627	1:11.991 (1)	98.96		16:46:02.673
30 - D1	20.960	38.979	12.637	1:12.576	98.16	0.585	16:47:15.249
31 - D1	21.392	39.576	13.365	1:14.333	95.84	2.342	16:48:29.582
32 - D1	21.346	38.830	12.584	1:12.760	97.91	0.769	16:49:42.342
33 - D1	20.889	38.524	12.678	1:12.091 (2)	98.82	0.100	16:50:54.433
34 - D1	21.232	38.861	12.887	1:12.980	97.62	0.989	16:52:07.413
35 - D1	21.237	39.532	12.707	1:13.476	96.96	1.485	16:53:20.889
36 - D1	20.876	38.482	12.801	1:12.159	98.73	0.168	16:54:33.048
37 - D1	20.909	38.571	14.019	1:13.499	96.93	1.508	16:55:46.547

GT Cup Championship

RACE 16 - SECTOR ANALYSIS

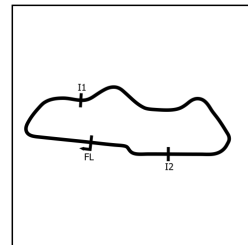


SECTOR 1 = FL to I1, SECTOR 2 = I1 to I2, SECTOR 3 = I2 to FL, DIFF = Difference To Personal Best Lap, P = Crossed Finish Line in Pit Lane, D = Time Disallowed

P27 30 GTH Make Happen Racing				Ginetta G55 GT4			
IDEAL LAP TIME : 1:11.927		BEST LAP TIME : 1:12.273		DIFFERENCE : 0.346			
D1: Greg EVANS		D2: Neil BURROUGHS					
LAP	SECTOR 1	SECTOR 2	SECTOR 3	LAP TIME	MPH	DIFF	TIME OF DAY
1 - D1		41.815	13.756	1:25.965	82.87	13.692	16:06:41.617
2 - D1	21.568	39.275	13.929	1:14.772	95.28	2.499	16:07:56.389
3 - D1	21.369	38.919	13.174	1:13.462	96.98	1.189	16:09:09.851
4 - D1	21.438	38.859	14.022	1:14.319	95.86	2.046	16:10:24.170
5 - D1	21.413	38.966	13.170	1:13.549	96.86	1.276	16:11:37.719
6 - D1	21.194	38.728	13.211	1:13.133	97.42	0.860	16:12:50.852
7 - D1	21.608	38.865	13.149	1:13.622	96.77	1.349	16:14:04.474
8 - D1	21.127	38.919	13.117	1:13.163	97.38	0.890	16:15:17.637
9 - D1	20.879	38.621	13.118	1:12.618	98.11	0.345	16:16:30.255
10 - D1	21.276	40.105	13.241	1:14.622	95.47	2.349	16:17:44.877
11 - D1	21.084	39.684	13.462	1:14.230	95.98	1.957	16:18:59.107
12 - D1	21.178	39.007	13.168	1:13.353	97.12	1.080	16:20:12.460
13 - D1	21.065	39.844	14.599	1:15.508	94.35	3.235	16:21:27.968
14 - D1	23.019	40.907	14.581	1:18.507	90.75	6.234	16:22:46.475
15 - D1	24.495	1:00.216	22.946	1:47.657	66.17	35.384	16:24:34.132
16 - D1	34.977	1:09.145	23.620	2:07.742	55.77	55.469	16:26:41.874
17 - D1	34.736	1:04.255	21.111	2:00.102	59.32	47.829	16:28:41.976
18 - D1	34.620	1:07.001	21.589	2:03.210	57.82	50.937	16:30:45.186
19 - D1	33.874	1:07.135	IN PIT	2:03.367	P 57.75	51.094	16:32:48.553
20 - D1	OUTLAP	39.751	13.250	2:20.922	50.55	1:08.649	16:35:09.475
21 - D1	21.041	40.293	13.194	1:14.528	95.59	2.255	16:36:24.003
22 - D1	22.172	38.643	13.745	1:14.560	95.55	2.287	16:37:38.563
23 - D1	20.923	38.587	13.060	1:12.570	98.17	0.297	16:38:51.133
24 - D1	20.804	38.495	12.974	1:12.273 (1)	98.57		16:40:03.406
25 - D1	20.848	39.113	12.964	1:12.925	97.69	0.652	16:41:16.331
26 - D1	20.930	39.009	12.933	1:12.872	97.76	0.599	16:42:29.203
27 - D1	20.882	38.552	12.919	1:12.353 (3)	98.47	0.080	16:43:41.556
28 - D1	21.475	38.204	13.250	1:12.929	97.69	0.656	16:44:54.485
29 - D1	20.904	39.330	13.145	1:13.379	97.09	1.106	16:46:07.864
30 - D1	21.229	39.716	13.687	1:14.632	95.46	2.359	16:47:22.496
31 - D1	21.072	38.775	13.047	1:12.894	97.73	0.621	16:48:35.390
32 - D1	21.068	39.368	IN PIT	1:17.024	P 92.49	4.751	16:49:52.414
33 - D1	OUTLAP	39.060	13.056	1:44.207	68.37	31.934	16:51:36.621
34 - D1	21.471	39.855	13.212	1:14.538	95.58	2.265	16:52:51.159
35 - D1	21.149	38.873	12.925	1:12.947	97.66	0.674	16:54:04.106
36 - D1	21.169	38.546	13.320	1:13.035	97.55	0.762	16:55:17.141
37 - D1	20.925	38.397	13.009	1:12.331 (2)	98.50	0.058	16:56:29.472

GT Cup Championship

RACE 16 - SECTOR ANALYSIS

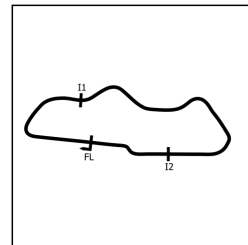


SECTOR 1 = FL to I1, SECTOR 2 = I1 to I2, SECTOR 3 = I2 to FL, DIFF = Difference To Personal Best Lap, P = Crossed Finish Line in Pit Lane, D = Time Disallowed

P28 10 GTC		Motus One/Team Hard		Porsche 991.2			
IDEAL LAP TIME : 1:09.518		BEST LAP TIME : 1:09.749		DIFFERENCE : 0.231			
D1: Chris MURPHY		D2: James TAYLOR					
LAP	SECTOR 1	SECTOR 2	SECTOR 3	LAP TIME	MPH	DIFF	TIME OF DAY
1 - D1		42.898	14.799	1:32.984	76.62	23.235	16:06:48.636
2 - D1	22.088	40.931	13.733	1:16.752	92.82	7.003	16:08:05.388
3 - D1	21.579	39.866	13.615	1:15.060	94.91	5.311	16:09:20.448
4 - D1	21.527	40.108	14.493	1:16.128	93.58	6.379	16:10:36.576
5 - D1	21.459	39.935	13.838	1:15.232	94.70	5.483	16:11:51.808
6 - D1	21.310	39.574	13.285	1:14.169	96.05	4.420	16:13:05.977
7 - D1	21.408	41.798	13.524	1:16.730	92.85	6.981	16:14:22.707
8 - D1	21.361	40.861	13.609	1:15.831	93.95	6.082	16:15:38.538
9 - D1	21.239	39.980	14.626	1:15.845	93.93	6.096	16:16:54.383
10 - D1	22.841	39.800	15.368	1:18.009	91.33	8.260	16:18:12.392
11 - D1	21.469	41.251	13.734	1:16.454	93.18	6.705	16:19:28.846
12 - D1	21.222	40.257	13.677	1:15.156	94.79	5.407	16:20:44.002
13 - D1	22.620	40.944	13.795	1:17.359	92.09	7.610	16:22:01.361
14 - D1	21.958	40.597	13.718	1:16.273	93.40	6.524	16:23:17.634
15 - D1	21.695	47.441	21.685	1:30.821	78.44	21.072	16:24:48.455
16 - D1	34.694	1:09.243	24.150	2:08.087	55.62	58.338	16:26:56.542
17 - D1	34.630	1:06.431	19.614	2:00.675	59.03	50.926	16:28:57.217
18 - D1	31.953	1:07.711	19.129	1:58.793	59.97	49.044	16:30:56.010
19 - D1	30.662	1:09.018	22.798	2:02.478	58.17	52.729	16:32:58.488
20 - D1	28.309	55.802	IN PIT	1:48.655	P 65.57	38.906	16:34:47.143
21 - D1	OUTLAP	37.740	13.051	3:04.145	38.69	1:54.396	16:37:51.288
22 - D1	20.401	37.646	12.627	1:10.674	100.80	0.925	16:39:01.962
23 - D1	20.009	38.281	12.524	1:10.814	100.61	1.065	16:40:12.776
24 - D1	20.594	37.307	12.404	1:10.305	101.33	0.556	16:41:23.081
25 - D1	19.859	37.279	12.697	1:09.835	102.02	0.086	16:42:32.916
26 - D1	20.531	37.803	12.494	1:10.828	100.59	1.079	16:43:43.744
27 - D1	19.920	37.549	12.701	1:10.170	101.53	0.421	16:44:53.914
28 - D1	20.665	38.238	12.644	1:11.547	99.57	1.798	16:46:05.461
29 - D1	20.174	37.468	12.430	1:10.072	101.67	0.323	16:47:15.533
30 - D1	20.138	37.309	12.380	1:09.827 (2)	102.03	0.078	16:48:25.360
31 - D1	19.976	37.661	12.473	1:10.110	101.62	0.361	16:49:35.470
32 - D1	20.718	37.576	12.523	1:10.817	100.60	1.068	16:50:46.287
33 - D1	20.882	37.537	12.467	1:10.886	100.50	1.137	16:51:57.173
34 - D1	19.968	37.430	12.431	1:09.829 (3)	102.02	0.080	16:53:07.002
35 - D1	20.091	37.752	12.674	1:10.517	101.03	0.768	16:54:17.519
36 - D1	20.052	37.314	12.383	1:09.749 (1)	102.14		16:55:27.268
37 - D1	20.427	37.655	12.509	1:10.591	100.92	0.842	16:56:37.859

GT Cup Championship

RACE 16 - SECTOR ANALYSIS

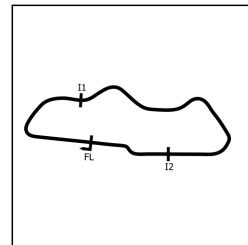


SECTOR 1 = FL to I1, SECTOR 2 = I1 to I2, SECTOR 3 = I2 to FL, DIFF = Difference To Personal Best Lap, P = Crossed Finish Line in Pit Lane, D = Time Disallowed

P29 91 GTH 24-7 Motorsport			Audi R8 LMS GT4				
IDEAL LAP TIME : 1:12.377			BEST LAP TIME : 1:12.437		DIFFERENCE : 0.060		
D1: David FRANKLAND			D2: Adriano MEDEIROS (P)				
LAP	SECTOR 1	SECTOR 2	SECTOR 3	LAP TIME	MPH	DIFF	TIME OF DAY
1 - D1		43.404	14.568	1:33.645	76.08	21.208	16:06:49.297
2 - D1	22.621	41.412	13.950	1:17.983	91.36	5.546	16:08:07.280
3 - D1	22.073	41.308	13.971	1:17.352	92.10	4.915	16:09:24.632
4 - D1	22.128	40.919	13.837	1:16.884	92.66	4.447	16:10:41.516
5 - D1	22.091	41.889	16.536	1:20.516	88.48	8.079	16:12:02.032
6 - D1	23.462	41.879	14.127	1:19.468	89.65	7.031	16:13:21.500
7 - D1	22.735	44.168	14.104	1:21.007	87.95	8.570	16:14:42.507
8 - D1	22.329	42.514	14.931	1:19.774	89.31	7.337	16:16:02.281
9 - D1	22.286	43.303	14.323	1:19.912	89.15	7.475	16:17:22.193
10 - D1	23.699	41.764	14.484	1:19.947	89.11	7.510	16:18:42.140
11 - D1	22.784	43.096	14.742	1:20.622	88.37	8.185	16:20:02.762
12 - D1	22.712	42.503	15.131	1:20.346	88.67	7.909	16:21:23.108
13 - D1	23.275	42.534	15.205	1:21.014	87.94	8.577	16:22:44.122
14 - D1	23.809	58.953	22.873	1:45.635	67.44	33.198	16:24:29.757
15 - D1	35.650	1:09.698	22.625	2:07.973	55.67	55.536	16:26:37.730
16 - D1	35.910	1:03.952	21.203	2:01.065	58.84	48.628	16:28:38.795
17 - D1	34.942	1:06.470	IN PIT	2:04.675	P 57.14	52.238	16:30:43.470
18 - D1	OUTLAP	40.167	13.395	2:51.420	41.56	1:38.983	16:33:34.890
19 - D1	23.963	51.682	13.230	1:28.875	80.16	16.438	16:35:03.765
20 - D1	21.250	40.570	13.259	1:15.079	94.89	2.642	16:36:18.844
21 - D1	21.408	39.858	13.401	1:14.667	95.41	2.230	16:37:33.511
22 - D1	20.888	39.356	13.100	1:13.344	97.14	0.907	16:38:46.855
23 - D1	20.782	38.787	12.971	1:12.540	(2) 98.21	0.103	16:39:59.395
24 - D1	20.731	38.750	12.956	1:12.437	(1) 98.35		16:41:11.832
25 - D1	21.223	39.212	12.974	1:13.409	97.05	0.972	16:42:25.241
26 - D1	20.774	39.119	13.156	1:13.049	97.53	0.612	16:43:38.290
27 - D1	21.785	39.463	12.964	1:14.212	96.00	1.775	16:44:52.502
28 - D1	20.931	40.801	13.054	1:14.786	95.26	2.349	16:46:07.288
29 - D1	21.144	40.062	14.142	1:15.348	94.55	2.911	16:47:22.636
30 - D1	21.317	39.740	13.047	1:14.104	96.14	1.667	16:48:36.740
31 - D1	21.284	39.277	13.240	1:13.801	96.53	1.364	16:49:50.541
32 - D1	21.007	39.695	12.972	1:13.674	96.70	1.237	16:51:04.215
33 - D1	20.824	39.696	12.980	1:13.500	96.93	1.063	16:52:17.715
34 - D1	20.936	39.269	12.906	1:13.111	97.44	0.674	16:53:30.826
35 - D1	20.987	40.295	12.942	1:14.224	95.98	1.787	16:54:45.050
36 - D1	20.869	38.951	12.896	1:12.716	(3) 97.97	0.279	16:55:57.766

GT Cup Championship

RACE 16 - SECTOR ANALYSIS

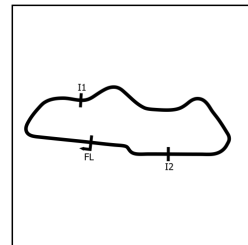


SECTOR 1 = FL to I1, SECTOR 2 = I1 to I2, SECTOR 3 = I2 to FL, DIFF = Difference To Personal Best Lap, P = Crossed Finish Line in Pit Lane, D = Time Disallowed

P30 28 GTO SB Race Engineering				McLaren MP4-12C Cam Am			
IDEAL LAP TIME : 1:05.786		BEST LAP TIME : 1:06.168		DIFFERENCE : 0.382			
D1: Paul BAILEY		D2: Ross WYLIE (P)					
LAP	SECTOR 1	SECTOR 2	SECTOR 3	LAP TIME	MPH	DIFF	TIME OF DAY
1 - D1		39.225	13.594	1:20.933	88.03	14.765	16:06:36.585
2 - D1	20.393	37.566	12.873	1:10.832	100.58	4.664	16:07:47.417
3 - D1	20.203	37.565	12.791	1:10.559	100.97	4.391	16:08:57.976
4 - D1	19.945	36.982	14.589	1:11.516	99.62	5.348	16:10:09.492
5 - D1	20.380	36.860	12.554	1:09.794	102.08	3.626	16:11:19.286
6 - D1	19.963	37.378	13.063	1:10.404	101.19	4.236	16:12:29.690
7 - D1	20.206	38.040	12.779	1:11.025	100.31	4.857	16:13:40.715
8 - D1	20.462	37.028	12.874	1:10.364	101.25	4.196	16:14:51.079
9 - D1	19.603	36.764	12.645	1:09.012	103.23	2.844	16:16:00.091
10 - D1	19.646	36.710	12.348	1:08.704	103.70	2.536	16:17:08.795
11 - D1	19.569	36.575	12.397	1:08.541	103.94	2.373	16:18:17.336
12 - D1	19.810	37.549	12.764	1:10.123	101.60	3.955	16:19:27.459
13 - D1	19.740	36.633	12.440	1:08.813	103.53	2.645	16:20:36.272
14 - D1	19.873	38.246	13.461	1:11.580	99.53	5.412	16:21:47.852
15 - D1	21.929	38.912	13.884	1:14.725	95.34	8.557	16:23:02.577
16 - D1	21.924	58.527	21.834	1:42.285	69.65	36.117	16:24:44.862
17 - D1	35.714	1:08.336	24.948	2:08.998	55.23	1:02.830	16:26:53.860
18 - D1	35.323	1:04.109	21.551	2:00.983	58.88	54.815	16:28:54.843
19 - D1	31.331	1:07.221	20.140	1:58.692	60.02	52.524	16:30:53.535
20 - D1	30.579	1:08.199	23.585	2:02.363	58.22	56.195	16:32:55.898
21 - D1	28.015	53.335	IN PIT	1:47.543 P	66.24	41.375	16:34:43.441
22 - D1	OUTLAP	36.868	12.061	3:00.000	39.58	1:53.832	16:37:43.441
23 - D1	19.332	36.023	12.193	1:07.548	105.47	1.380	16:38:50.989
24 - D1	19.314	36.482	12.444	1:08.240	104.40	2.072	16:39:59.229
25 - D1	19.119	35.972	12.160	1:07.251	105.94	1.083	16:41:06.480
26 - D1	19.012	35.952	12.527	1:07.491	105.56	1.323	16:42:13.971
27 - D1	19.053	36.574	11.675	1:07.302	105.86	1.134	16:43:21.273
28 - D1	19.021	35.957	11.887	1:06.865	106.55	0.697	16:44:28.138
29 - D1	18.992	35.691	11.485	1:06.168 (1)	107.67		16:45:34.306
30 - D1	18.793	35.508	IN PIT	1:12.129 P	98.77	5.961	16:46:46.435
31 - D1	OUTLAP	37.033	11.998	4:20.961	27.30	3:14.793	16:51:07.396
32 - D1	19.169	36.061	11.662	1:06.892	106.50	0.724	16:52:14.288
33 - D1	18.959	36.027	11.749	1:06.735 (3)	106.76	0.567	16:53:21.023
34 - D1	19.107	36.378	11.938	1:07.423	105.67	1.255	16:54:28.446
35 - D1	19.104	35.709	12.220	1:07.033	106.28	0.865	16:55:35.479
36 - D1	19.024	35.671	12.026	1:06.721 (2)	106.78	0.553	16:56:42.200

GT Cup Championship

RACE 16 - SECTOR ANALYSIS

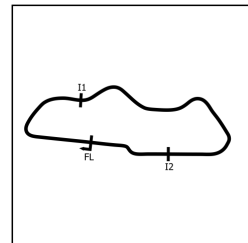


SECTOR 1 = FL to I1, SECTOR 2 = I1 to I2, SECTOR 3 = I2 to FL, DIFF = Difference To Personal Best Lap, P = Crossed Finish Line in Pit Lane, D = Time Disallowed

P31 38 GTO		Simpson Motorsport		Marc 11 V8			
IDEAL LAP TIME : 1:08.281		BEST LAP TIME : 1:08.347		DIFFERENCE : 0.066			
D1: Sacha KAKAD		D2: James KAYE (PS)					
LAP	SECTOR 1	SECTOR 2	SECTOR 3	LAP TIME	MPH	DIFF	TIME OF DAY
1 - D1		39.216	13.071	1:19.814	89.26	11.467	16:06:35.466
2 - D1	20.743	37.769	12.666	1:11.178	100.09	2.831	16:07:46.644
3 - D1	20.130	37.523	IN PIT	1:15.042 P	94.94	6.695	16:09:01.686
4 - D1	OUTLAP	37.483	13.124	2:00.676	59.03	52.329	16:11:02.362
5 - D1	20.219	37.972	12.877	1:11.068	100.25	2.721	16:12:13.430
6 - D1	20.934	37.749	12.616	1:11.299	99.92	2.952	16:13:24.729
7 - D1	20.112	37.721	12.571	1:10.404	101.19	2.057	16:14:35.133
8 - D1	19.708	36.752	12.629	1:09.089	103.12	0.742	16:15:44.222
9 - D1	19.999	36.569	13.352	1:09.920	101.89	1.573	16:16:54.142
10 - D1	19.880	36.387	12.445	1:08.712 (2)	103.68	0.365	16:18:02.854
11 - D1	19.598	36.286	12.463	1:08.347 (1)	104.24		16:19:11.201
12 - D1	19.788	36.807	12.452	1:09.047 (3)	103.18	0.700	16:20:20.248
13 - D1	20.530	42.113	14.075	1:16.718	92.86	8.371	16:21:36.966
14 - D1	22.111	40.851	14.476	1:17.438	92.00	9.091	16:22:54.404
15 - D1	25.541	59.271	21.684	1:46.496	66.90	38.149	16:24:40.900
16 - D1	35.365	1:08.864	24.705	2:08.934	55.25	1:00.587	16:26:49.834
17 - D1	34.439	1:04.757	21.911	2:01.107	58.82	52.760	16:28:50.941
18 - D1	31.300	1:07.718	19.748	1:58.766	59.98	50.419	16:30:49.707
19 - D1	30.947	1:07.629	22.532	2:01.108	58.82	52.761	16:32:50.815
20 - D1	28.414	54.416	IN PIT	1:44.297 P	68.31	35.950	16:34:35.112
21 - D1	OUTLAP	43.451	13.295	4:34.455	25.95	3:26.108	16:39:09.567
22 - D1	20.610	37.583	12.608	1:10.801	100.62	2.454	16:40:20.368
23 - D1	20.081	37.463	12.616	1:10.160	101.54	1.813	16:41:30.528
24 - D1	19.825	37.105	12.397	1:09.327	102.76	0.980	16:42:39.855
25 - D1	20.015	36.679	12.449	1:09.143	103.04	0.796	16:43:48.998
26 - D1	20.110	37.430	15.131	1:12.671	98.03	4.324	16:45:01.669
27 - D1	21.397	37.973	12.761	1:12.131	98.77	3.784	16:46:13.800
28 - D1	20.385	37.728	12.760	1:10.873	100.52	2.526	16:47:24.673
29 - D1	20.001	38.432	12.961	1:11.394	99.79	3.047	16:48:36.067
30 - D1	20.780	39.004	12.914	1:12.698	98.00	4.351	16:49:48.765
31 - D1	21.618	37.770	12.721	1:12.109	98.80	3.762	16:51:00.874
32 - D1	20.360	38.187	12.809	1:11.356	99.84	3.009	16:52:12.230
33 - D1	20.147	38.086	12.679	1:10.912	100.47	2.565	16:53:23.142
34 - D1	20.293	37.711	12.895	1:10.899	100.49	2.552	16:54:34.041
35 - D1	20.326	38.163	13.139	1:11.628	99.46	3.281	16:55:45.669

GT Cup Championship

RACE 16 - SECTOR ANALYSIS

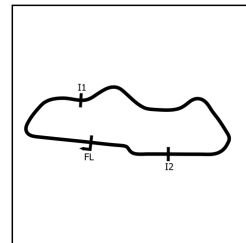


SECTOR 1 = FL to I1, SECTOR 2 = I1 to I2, SECTOR 3 = I2 to FL, DIFF = Difference To Personal Best Lap, P = Crossed Finish Line in Pit Lane, D = Time Disallowed

P32 3 GTC Topcats Racing			Lamborghini Super Trofeo				
IDEAL LAP TIME : 1:09.293			BEST LAP TIME : 1:09.302		DIFFERENCE : 0.009		
D1: Charlotte GILBERT			D2: Charlotte BIRCH				
LAP	SECTOR 1	SECTOR 2	SECTOR 3	LAP TIME	MPH	DIFF	TIME OF DAY
1 - D1		42.910	14.035	1:29.356	79.73	20.054	16:06:45.008
2 - D1	21.161	39.129	13.660	1:13.950	96.34	4.648	16:07:58.958
3 - D1	21.170	38.405	13.328	1:12.903	97.72	3.601	16:09:11.861
4 - D1	20.429	38.316	13.773	1:12.518	98.24	3.216	16:10:24.379
5 - D1	20.567	52.979	IN PIT	1:43.626	P 68.75	34.324	16:12:08.005
6 - D1	OUTLAP	38.731	12.799	5:16.001	22.54	4:06.699	16:17:24.006
7 - D1	20.788	37.396	12.734	1:10.918	100.46	1.616	16:18:34.924
8 - D1	20.335	37.123	12.614	1:10.072	(2) 101.67	0.770	16:19:44.996
9 - D1	19.802	36.997	12.503	1:09.302	(1) 102.80		16:20:54.298
10 - D1	22.352	42.704	15.609	1:20.665	88.32	11.363	16:22:14.963
11 - D1	24.400	42.548	15.135	1:22.083	86.79	12.781	16:23:37.046
12 - D1	23.426	43.054	15.775	1:22.255	86.61	12.953	16:24:59.301
13 - D1	27.592	1:08.705	25.311	2:01.608	58.58	52.306	16:27:00.909
14 - D1	34.704	1:06.357	19.982	2:01.043	58.86	51.741	16:29:01.952
15 - D1	32.856	1:04.576	21.365	1:58.797	59.97	49.495	16:31:00.749
16 - D1	31.876	1:04.784	22.964	1:59.624	59.55	50.322	16:33:00.373
17 - D1	29.077	54.325	15.878	1:39.280	71.76	29.978	16:34:39.653
18 - D1	20.742	37.147	12.494	1:10.383	(3) 101.22	1.081	16:35:50.036
19 - D1	19.985	37.010	IN PIT	1:12.823	P 97.83	3.521	16:37:02.859
20 - D1	OUTLAP	42.127	13.507	3:13.264	36.86	2:03.962	16:40:16.123
21 - D1	21.172	40.602	14.006	1:15.780	94.01	6.478	16:41:31.903
22 - D1	21.575	39.096	13.536	1:14.207	96.01	4.905	16:42:46.110
23 - D1	21.476	41.281	13.610	1:16.367	93.29	7.065	16:44:02.477
24 - D1	21.865	39.931	13.563	1:15.359	94.54	6.057	16:45:17.836
25 - D1	20.868	39.053	13.460	1:13.381	97.09	4.079	16:46:31.217
26 - D1	22.209	38.977	13.476	1:14.662	95.42	5.360	16:47:45.879
27 - D1	21.020	38.611	13.370	1:13.001	97.59	3.699	16:48:58.880
28 - D1	20.707	38.648	13.560	1:12.915	97.71	3.613	16:50:11.795
29 - D1	21.664	39.667	13.596	1:14.927	95.08	5.625	16:51:26.722
30 - D1	20.754	39.700	13.941	1:14.395	95.76	5.093	16:52:41.117
31 - D1	21.338	39.146	13.720	1:14.204	96.01	4.902	16:53:55.321
32 - D1	20.748	39.390	13.707	1:13.845	96.48	4.543	16:55:09.166
33 - D1	20.993	39.180	13.797	1:13.970	96.31	4.668	16:56:23.136

GT Cup Championship

RACE 16 - SECTOR ANALYSIS



SECTOR 1 = FL to I1, SECTOR 2 = I1 to I2, SECTOR 3 = I2 to FL, DIFF = Difference To Personal Best Lap, P = Crossed Finish Line in Pit Lane, D = Time Disallowed

P33 26 GTH Paddock Motorsport				McLaren 570S GT4			
IDEAL LAP TIME : 1:11.951		BEST LAP TIME : 1:12.162		DIFFERENCE : 0.211			
D1: Tehmur CHOHAN		D2: Tom ROCHE (PS)					
LAP	SECTOR 1	SECTOR 2	SECTOR 3	LAP TIME	MPH	DIFF	TIME OF DAY
1 - D2		40.860	12.953	1:23.876	84.94	11.714	16:06:39.528
2 - D2	21.233	38.836	12.941	1:13.010	97.58	0.848	16:07:52.538
3 - D2	21.319	38.662	12.739	1:12.720	97.97	0.558	16:09:05.258
4 - D2	21.102	38.550	12.510	1:12.162 (1)	98.73		16:10:17.420
5 - D2	20.914	38.767	14.619	1:14.300	95.89	2.138	16:11:31.720
6 - D2	21.156	39.105	12.612	1:12.873	97.76	0.711	16:12:44.593
7 - D2	21.086	38.818	12.745	1:12.649 (3)	98.06	0.487	16:13:57.242
8 - D2	21.010	38.882	12.795	1:12.687	98.01	0.525	16:15:09.929
9 - D2	20.965	39.155	12.706	1:12.826	97.83	0.664	16:16:22.755
10 - D2	20.891	39.097	12.618	1:12.606 (2)	98.12	0.444	16:17:35.361
11 - D2	21.130	39.650	12.858	1:13.638	96.75	1.476	16:18:48.999
12 - D2	21.550	39.277	13.345	1:14.172	96.05	2.010	16:20:03.171
13 - D2	22.272	39.457	13.872	1:15.601	94.24	3.439	16:21:18.772
14 - D2	21.419	40.229	12.966	1:14.614	95.48	2.452	16:22:33.386
15 - D2	24.727	1:07.002	22.899	1:54.628	62.15	42.466	16:24:28.014
16 - D2	36.155	1:09.641	21.705	2:07.501	55.87	55.339	16:26:35.515
17 - D2	36.673	1:03.501	21.274	2:01.448	58.66	49.286	16:28:36.963
18 - D2	35.537	1:06.160	IN PIT	2:04.882 P	57.05	52.720	16:30:41.845
19 - D2	OUTLAP	39.066	12.889	2:39.205	44.75	1:27.043	16:33:21.050
20 - D2	35.390	51.439	12.746	1:39.575	71.55	27.413	16:35:00.625
21 - D2	21.550	38.970	12.549	1:13.069	97.50	0.907	16:36:13.694
22 - D2	58.608	1:14.548	IN PIT	2:49.772 P	41.96	1:37.610	16:39:03.466

P34 25 GTH Paddock Motorsport				McLaren 570S GT4			
IDEAL LAP TIME : 1:12.394		BEST LAP TIME : 1:12.599		DIFFERENCE : 0.205			
D1: Kavi JUNDU		D2: Adam HATFIELD (PS)					
LAP	SECTOR 1	SECTOR 2	SECTOR 3	LAP TIME	MPH	DIFF	TIME OF DAY
1 - D1		41.371	13.637	1:26.240	82.61	13.641	16:06:41.892
2 - D1	21.570	39.386	14.201	1:15.157	94.79	2.558	16:07:57.049
3 - D1	21.386	39.095	12.898	1:13.379	97.09	0.780	16:09:10.428
4 - D1	21.042	38.985	14.053	1:14.080	96.17	1.481	16:10:24.508
5 - D1	21.388	38.992	12.990	1:13.370	97.10	0.771	16:11:37.878
6 - D1	21.430	38.690	13.042	1:13.162	97.38	0.563	16:12:51.040
7 - D1	21.033	38.895	12.671	1:12.599 (1)	98.13		16:14:03.639
8 - D1	21.037	39.061	12.757	1:12.855 (2)	97.79	0.256	16:15:16.494
9 - D1	21.222	39.063	12.709	1:12.994 (3)	97.60	0.395	16:16:29.488
10 - D1	21.188	40.015	13.633	1:14.836	95.20	2.237	16:17:44.324
11 - D1	21.258	39.773	12.999	1:14.030	96.23	1.431	16:18:58.354
12 - D1	21.678	38.824	15.219	1:15.721	94.09	3.122	16:20:14.075

P35 96 GTH Make Happen Racing				Mercedes AMG GT4			
IDEAL LAP TIME : 1:12.168		BEST LAP TIME : 1:12.932		DIFFERENCE : 0.764			
D1: Jon CURRIE							
LAP	SECTOR 1	SECTOR 2	SECTOR 3	LAP TIME	MPH	DIFF	TIME OF DAY
1 - D1		43.266	14.624	1:29.978	79.18	17.046	16:06:45.630
2 - D1	21.973	39.236	13.280	1:14.489	95.64	1.557	16:08:00.119
3 - D1	21.711	39.079	13.177	1:13.967	96.32	1.035	16:09:14.086
4 - D1	21.130	38.555	13.247	1:12.932 (1)	97.68		16:10:27.018
5 - D1	21.192	39.279	13.004	1:13.475	96.96	0.543	16:11:40.493
6 - D1	21.188	39.218	13.182	1:13.588	96.81	0.656	16:12:54.081
7 - D1	21.158	39.094	13.334	1:13.586	96.82	0.654	16:14:07.667
8 - D1	21.113	38.766	13.110	1:12.989 (3)	97.61	0.057	16:15:20.656
9 - D1	21.300	40.044	13.862	1:15.206	94.73	2.274	16:16:35.862
10 - D1	21.113	40.300	13.087	1:14.500	95.63	1.568	16:17:50.362
11 - D1	21.039	39.084	12.826	1:12.949 (2)	97.66	0.017	16:19:03.311
12 - D1	20.787	38.896	13.552	1:13.235	97.28	0.303	16:20:16.546

GT Cup Championship

RACE 16 - BEST SECTORS

SECTOR 1				SECTOR 2				SECTOR 3				IDEAL / BEST COMPARISON			
POS	NO	NAME	TIME	NO	NAME	TIME	NO	NAME	TIME	POS	NO	NAME	IDEAL	BEST	DIFF
												PERFECT LAP	1:03.613		
1	66	Enduro Motorsport	18.442	67	Orange Racing powered by JMH	33.974	8	Abba Racing	11.197	1	67	Orange Racing powered by JMH	1:03.827	1:03.978	0.151
2	67	Orange Racing powered by JMH	18.481	23	Greystone GT	34.169	4	Tecserve	11.338	2	23	Greystone GT	1:04.101	1:04.253	0.152
3	23	Greystone GT	18.518	8	Abba Racing	34.253	67	Orange Racing powered by JMH	11.372	3	8	Abba Racing	1:04.207	1:04.383	0.176
4	4	Tecserve	18.735	4	Tecserve	34.316	23	Greystone GT	11.414	4	66	Enduro Motorsport	1:04.230	1:04.362	0.132
5	11	Ram Racing	18.736	11	Ram Racing	34.332	66	Enduro Motorsport	11.417	5	4	Tecserve	1:04.389	1:04.449	0.060
6	8	Abba Racing	18.757	66	Enduro Motorsport	34.371	33	G-Cat Racing	11.480	6	11	Ram Racing	1:04.558	1:04.745	0.187
7	61	Scott Sport	18.771	61	Scott Sport	34.587	28	SB Race Engineering	11.485	7	61	Scott Sport	1:04.936	1:05.189	0.253
8	16	Ram Racing	18.789	33	G-Cat Racing	34.753	11	Ram Racing	11.490	8	33	G-Cat Racing	1:05.034	1:05.247	0.213
9	28	SB Race Engineering	18.793	16	Ram Racing	34.946	61	Scott Sport	11.578	9	16	Ram Racing	1:05.510	1:05.835	0.325
10	33	G-Cat Racing	18.801	7	Raw Motorsport	35.071	56	FF Corse	11.621	10	7	Raw Motorsport	1:05.684	1:06.089	0.405
11	7	Raw Motorsport	18.968	28	SB Race Engineering	35.508	7	Raw Motorsport	11.645	11	28	SB Race Engineering	1:05.786	1:06.168	0.382
12	56	FF Corse	19.025	56	FF Corse	35.706	247	Racelab	11.666	12	56	FF Corse	1:06.352	1:06.723	0.371
13	247	Racelab	19.102	247	Racelab	35.717	16	Ram Racing	11.775	13	247	Racelab	1:06.485	1:06.575	0.090
14	44	Paddock Motorsport	19.393	44	Paddock Motorsport	35.965	6	Century Motorsport	11.805	14	44	Paddock Motorsport	1:07.427	1:07.800	0.373
15	9	Topcats Racing	19.394	38	Simpson Motorsport	36.286	44	Paddock Motorsport	12.069	15	6	Century Motorsport	1:07.566	1:07.825	0.259
16	6	Century Motorsport	19.445	6	Century Motorsport	36.316	77	Greystone GT	12.229	16	9	Topcats Racing	1:08.158	1:08.674	0.516
17	38	Simpson Motorsport	19.598	9	Topcats Racing	36.517	9	Topcats Racing	12.247	17	38	Simpson Motorsport	1:08.281	1:08.347	0.066
18	13	Team Webb	19.671	13	Team Webb	36.645	52	Valluga Racing	12.269	18	13	Team Webb	1:08.802	1:08.934	0.132
19	3	Topcats Racing	19.802	3	Topcats Racing	36.997	50	Valluga Racing	12.292	19	3	Topcats Racing	1:09.293	1:09.302	0.009
20	10	Motus One/Team Hard	19.859	10	Motus One/Team Hard	37.279	51	Valluga Racing	12.305	20	10	Motus One/Team Hard	1:09.518	1:09.749	0.231
21	50	Valluga Racing	20.222	39	Track Focused	37.703	80	Greystone GT	12.340	21	50	Valluga Racing	1:10.372	1:10.721	0.349
22	78	Fox Motorsport	20.291	52	Valluga Racing	37.785	39	Track Focused	12.372	22	39	Track Focused	1:10.385	1:10.509	0.124
23	39	Track Focused	20.310	50	Valluga Racing	37.858	10	Motus One/Team Hard	12.380	23	52	Valluga Racing	1:10.389	1:10.389	0.000
24	77	Greystone GT	20.322	78	Fox Motorsport	37.907	38	Simpson Motorsport	12.397	24	78	Fox Motorsport	1:10.651	1:10.812	0.161
25	52	Valluga Racing	20.335	80	Greystone GT	38.003	78	Fox Motorsport	12.453	25	77	Greystone GT	1:10.682	1:10.744	0.062
26	69	Make Happen Racing	20.385	69	Make Happen Racing	38.059	13	Team Webb	12.486	26	80	Greystone GT	1:10.846	1:11.114	0.268
27	51	Valluga Racing	20.499	14	Greystone GT	38.127	3	Topcats Racing	12.494	27	51	Valluga Racing	1:11.084	1:11.292	0.208
28	80	Greystone GT	20.503	77	Greystone GT	38.131	14	Greystone GT	12.506	28	69	Make Happen Racing	1:11.090	1:11.360	0.270
29	14	Greystone GT	20.518	30	Make Happen Racing	38.204	26	Paddock Motorsport	12.510	29	14	Greystone GT	1:11.151	1:11.328	0.177
30	91	24-7 Motorsport	20.731	51	Valluga Racing	38.280	17	Orange Racing powered by JMH	12.515	30	17	Orange Racing powered by JMH	1:11.793	1:11.991	0.198
31	96	Make Happen Racing	20.787	17	Orange Racing powered by JMH	38.482	69	Make Happen Racing	12.646	31	30	Make Happen Racing	1:11.927	1:12.273	0.346
32	17	Orange Racing powered by JMH	20.796	26	Paddock Motorsport	38.550	25	Paddock Motorsport	12.671	32	26	Paddock Motorsport	1:11.951	1:12.162	0.211
33	30	Make Happen Racing	20.804	96	Make Happen Racing	38.555	96	Make Happen Racing	12.826	33	96	Make Happen Racing	1:12.168	1:12.932	0.764
34	26	Paddock Motorsport	20.891	25	Paddock Motorsport	38.690	91	24-7 Motorsport	12.896	34	91	24-7 Motorsport	1:12.377	1:12.437	0.060
35	25	Paddock Motorsport	21.033	91	24-7 Motorsport	38.750	30	Make Happen Racing	12.919	35	25	Paddock Motorsport	1:12.394	1:12.599	0.205

GT Cup Championship

RACE 16 - PIT STOP ANALYSIS

P1	23 Greystone GT			
STOP	IN TIME	STOP TIME	TOTAL TIME	OUT TIME
1 -	16:34:29.178	1:33.744	1:33.744	16:36:02.922

P2	8 Abba Racing			
STOP	IN TIME	STOP TIME	TOTAL TIME	OUT TIME
1 -	16:34:27.870	1:37.811	1:37.811	16:36:05.681

P3	67 Orange Racing powered by JMH			
STOP	IN TIME	STOP TIME	TOTAL TIME	OUT TIME
1 -	16:34:25.127	1:49.319	1:49.319	16:36:14.446

P4	16 Ram Racing			
STOP	IN TIME	STOP TIME	TOTAL TIME	OUT TIME
1 -	16:34:26.405	1:19.643	1:19.643	16:35:46.048

P5	33 G-Cat Racing			
STOP	IN TIME	STOP TIME	TOTAL TIME	OUT TIME
1 -	16:35:41.536	1:31.966	1:31.966	16:37:13.502

P6	61 Scott Sport			
STOP	IN TIME	STOP TIME	TOTAL TIME	OUT TIME
1 -	16:34:33.469	1:36.639	1:36.639	16:36:10.108

P7	4 Tecserve			
STOP	IN TIME	STOP TIME	TOTAL TIME	OUT TIME
1 -	16:34:32.234	1:31.562	1:31.562	16:36:03.796
2 -	16:49:09.976	22.401	1:53.963	16:49:32.377

P8	66 Enduro Motorsport			
STOP	IN TIME	STOP TIME	TOTAL TIME	OUT TIME
1 -	16:34:26.962	1:51.807	1:51.807	16:36:18.769
2 -	16:49:21.571	22.319	2:14.126	16:49:43.890

P9	7 Raw Motorsport			
STOP	IN TIME	STOP TIME	TOTAL TIME	OUT TIME
1 -	16:37:48.809	1:42.110	1:42.110	16:39:30.919

P10	11 Ram Racing			
STOP	IN TIME	STOP TIME	TOTAL TIME	OUT TIME
1 -	16:34:44.708	1:41.846	1:41.846	16:36:26.554
2 -	16:51:47.811	21.627	2:03.473	16:52:09.438

P11	56 FF Corse			
STOP	IN TIME	STOP TIME	TOTAL TIME	OUT TIME
1 -	16:34:47.949	1:42.225	1:42.225	16:36:30.174

P12	44 Paddock Motorsport			
STOP	IN TIME	STOP TIME	TOTAL TIME	OUT TIME
1 -	16:34:39.283	1:26.162	1:26.162	16:36:05.445

P13	9 Topcats Racing			
STOP	IN TIME	STOP TIME	TOTAL TIME	OUT TIME
1 -	16:34:41.033	1:24.104	1:24.104	16:36:05.137

P14	247 Racelab			
STOP	IN TIME	STOP TIME	TOTAL TIME	OUT TIME
1 -	16:34:37.440	2:03.234	2:03.234	16:36:40.674

P15	69 Make Happen Racing			
STOP	IN TIME	STOP TIME	TOTAL TIME	OUT TIME
1 -	16:30:47.144	1:19.407	1:19.407	16:32:06.551

P16	13 Team Webb			
STOP	IN TIME	STOP TIME	TOTAL TIME	OUT TIME
1 -	16:38:08.121	1:36.874	1:36.874	16:39:44.995

P17	39 Track Focused			
STOP	IN TIME	STOP TIME	TOTAL TIME	OUT TIME
1 -	16:30:46.158	1:30.285	1:30.285	16:32:16.443

P18	52 Valluga Racing			
STOP	IN TIME	STOP TIME	TOTAL TIME	OUT TIME
1 -	16:30:48.371	1:43.683	1:43.683	16:32:32.054

P19	50 Valluga Racing			
STOP	IN TIME	STOP TIME	TOTAL TIME	OUT TIME
1 -	16:30:34.789	1:50.437	1:50.437	16:32:25.226

P20	51 Valluga Racing			
STOP	IN TIME	STOP TIME	TOTAL TIME	OUT TIME
1 -	16:30:52.319	1:20.988	1:20.988	16:32:13.307

P21	14 Greystone GT			
STOP	IN TIME	STOP TIME	TOTAL TIME	OUT TIME
1 -	16:30:49.447	1:36.851	1:36.851	16:32:26.298

P22	78 Fox Motorsport			
STOP	IN TIME	STOP TIME	TOTAL TIME	OUT TIME
1 -	16:30:45.217	1:52.586	1:52.586	16:32:37.803

P23	6 Century Motorsport			
STOP	IN TIME	STOP TIME	TOTAL TIME	OUT TIME
1 -	16:34:30.680	1:35.856	1:35.856	16:36:06.536

P24	80 Greystone GT			
STOP	IN TIME	STOP TIME	TOTAL TIME	OUT TIME
1 -	16:30:59.262	1:34.014	1:34.014	16:32:33.276

P25	77 Greystone GT			
STOP	IN TIME	STOP TIME	TOTAL TIME	OUT TIME
1 -	16:30:53.481	1:35.917	1:35.917	16:32:29.398

P26	17 Orange Racing powered by JMH			
STOP	IN TIME	STOP TIME	TOTAL TIME	OUT TIME
1 -	16:30:50.706	1:22.369	1:22.369	16:32:13.075

GT Cup Championship

RACE 16 - PIT STOP ANALYSIS

P27 30 Make Happen Racing				
STOP	IN TIME	STOP TIME	TOTAL TIME	OUT TIME
1 -	16:32:48.553	1:08.404	1:08.404	16:33:56.957
2 -	16:49:52.414	32.653	1:41.057	16:50:25.067

P28 10 Motus One/Team Hard				
STOP	IN TIME	STOP TIME	TOTAL TIME	OUT TIME
1 -	16:34:47.143	1:52.678	1:52.678	16:36:39.821

P29 91 24-7 Motorsport				
STOP	IN TIME	STOP TIME	TOTAL TIME	OUT TIME
1 -	16:30:43.470	1:37.373	1:37.373	16:32:20.843

P30 28 SB Race Engineering				
STOP	IN TIME	STOP TIME	TOTAL TIME	OUT TIME
1 -	16:34:43.441	1:51.098	1:51.098	16:36:34.539
2 -	16:46:46.435	3:12.904	5:04.002	16:49:59.339

P31 38 Simpson Motorsport				
STOP	IN TIME	STOP TIME	TOTAL TIME	OUT TIME
1 -	16:09:01.686	48.174	48.174	16:09:49.860
2 -	16:34:35.112	3:12.737	4:00.911	16:37:47.849

P32 3 Topcats Racing				
STOP	IN TIME	STOP TIME	TOTAL TIME	OUT TIME
1 -	16:12:08.005	4:04.608	4:04.608	16:16:12.613
2 -	16:37:02.859	1:55.360	5:59.968	16:38:58.219

P33 26 Paddock Motorsport				
STOP	IN TIME	STOP TIME	TOTAL TIME	OUT TIME
1 -	16:30:41.845	1:27.332	1:27.332	16:32:09.177
2 -	16:39:03.466			

GT Cup Championship

RACE 16 - STATISTICS

Competitors Started	35
Planned Start	2022-04-10 @ 15:50:00.000
Actual Start	2022-04-10 @ 16:05:15.651
Finish Time	2022-04-10 @ 16:55:36.769
Track Length	1.9790mi.
Total Laps	1261
Total Distance Covered	2495.6037mi.

Session Fastest Lap History

NO	CL	NAME	LAP TIME	TIME OF DAY	LAP	VEHICLE
67	GT3	Orange Racing powered by JMH	1:12.612	16:06:28.271	1	Mclaren 720S GT3
67	GT3	Orange Racing powered by JMH	1:07.131	16:07:35.402	2	Mclaren 720S GT3
23	GT3	Greystone GT	1:07.110	16:07:35.903	2	Mclaren 720S GT3
16	GT3	Ram Racing	1:06.962	16:07:36.274	2	Mercedes AMG GT3
67	GT3	Orange Racing powered by JMH	1:06.661	16:08:42.063	3	Mclaren 720S GT3
67	GT3	Orange Racing powered by JMH	1:06.092	16:09:48.155	4	Mclaren 720S GT3
23	GT3	Greystone GT	1:06.071	16:09:48.850	4	Mclaren 720S GT3
67	GT3	Orange Racing powered by JMH	1:05.974	16:15:21.152	9	Mclaren 720S GT3
66	GT3	Enduro Motorsport	1:05.617	16:15:24.394	9	Mclaren 720S GT3
23	GT3	Greystone GT	1:04.853	16:38:11.676	23	Mclaren 720S GT3
23	GT3	Greystone GT	1:04.253	16:39:15.928	24	Mclaren 720S GT3
67	GT3	Orange Racing powered by JMH	1:04.175	16:42:49.091	27	Mclaren 720S GT3
67	GT3	Orange Racing powered by JMH	1:03.978	16:50:21.787	34	Mclaren 720S GT3

Session Leader History

NO	CL	NAME	FROM LAP	LAPS LED	DISTANCE	VEHICLE
67	GT3	Orange Racing powered by JMH	1	21	41.52 miles	Mclaren 720S GT3
7	GTO	Raw Motorsport	22	3	5.93 miles	Radical RXC
16	GT3	Ram Racing	25	8	15.83 miles	Mercedes AMG GT3
23	GT3	Greystone GT	33	7	13.85 miles	Mclaren 720S GT3

Flag History

TYPE	TIME OF DAY
GREEN	16:05:15.651
SAFETY	16:20:46.579
GREEN	16:34:20.049
FINISH	16:55:36.769

Flag Statistics

TYPE	COUNT	TOTAL LAPS	TOTAL TIME
Green	2	32	40:14.490
Red	0	0	0.000
Safety Car	1	7	13:33.469
FCY	0	0	0.000

GT Cup Championship

RACE 16 - STATISTICS

CLASS : GT3

10 Starters

Fastest Lap History

NO	NAME	LAP TIME	TIME OF DAY	LAP	VEHICLE
67	Orange Racing powered by JMH	1:12.612	16:06:28.271	1	Mclaren 720S GT3
67	Orange Racing powered by JMH	1:07.131	16:07:35.402	2	Mclaren 720S GT3
23	Greystone GT	1:07.110	16:07:35.903	2	Mclaren 720S GT3
16	Ram Racing	1:06.962	16:07:36.274	2	Mercedes AMG GT3
67	Orange Racing powered by JMH	1:06.661	16:08:42.063	3	Mclaren 720S GT3
67	Orange Racing powered by JMH	1:06.092	16:09:48.155	4	Mclaren 720S GT3
23	Greystone GT	1:06.071	16:09:48.850	4	Mclaren 720S GT3
67	Orange Racing powered by JMH	1:05.974	16:15:21.152	9	Mclaren 720S GT3
66	Enduro Motorsport	1:05.617	16:15:24.394	9	Mclaren 720S GT3
23	Greystone GT	1:04.853	16:38:11.676	23	Mclaren 720S GT3
23	Greystone GT	1:04.253	16:39:15.928	24	Mclaren 720S GT3
67	Orange Racing powered by JMH	1:04.175	16:42:49.091	27	Mclaren 720S GT3
67	Orange Racing powered by JMH	1:03.978	16:50:21.787	34	Mclaren 720S GT3

Leader History

NO	NAME	FROM LAP	LAPS LED	DISTANCE	VEHICLE
67	Orange Racing powered by JMH	1	21	41.52 miles	Mclaren 720S GT3
33	G-Cat Racing	22	1	1.97 miles	Porsche 911 GTR GT3
16	Ram Racing	23	10	19.79 miles	Mercedes AMG GT3
23	Greystone GT	33	7	13.85 miles	Mclaren 720S GT3

GT Cup Championship

RACE 16 - STATISTICS

CLASS : GTC

7 Starters

Fastest Lap History

NO	NAME	LAP TIME	TIME OF DAY	LAP	VEHICLE
247	Racelab	1:19.148	16:06:34.721	1	Ferrari Challenge 488
247	Racelab	1:10.490	16:07:45.302	2	Ferrari Challenge 488
247	Racelab	1:09.554	16:08:54.856	3	Ferrari Challenge 488
247	Racelab	1:08.868	16:11:13.379	5	Ferrari Challenge 488
247	Racelab	1:08.649	16:12:22.028	6	Ferrari Challenge 488
247	Racelab	1:08.555	16:15:47.939	9	Ferrari Challenge 488
247	Racelab	1:07.923	16:19:13.397	12	Ferrari Challenge 488
56	FF Corse	1:06.970	16:38:43.813	23	Ferrari Challenge 488 EVO
56	FF Corse	1:06.884	16:43:12.796	27	Ferrari Challenge 488 EVO
56	FF Corse	1:06.778	16:45:26.784	29	Ferrari Challenge 488 EVO
56	FF Corse	1:06.723	16:46:33.507	30	Ferrari Challenge 488 EVO
247	Racelab	1:06.575	16:53:33.340	36	Ferrari Challenge 488

Leader History

NO	NAME	FROM LAP	LAPS LED	DISTANCE	VEHICLE
247	Racelab	1	20	39.54 miles	Ferrari Challenge 488
13	Team Webb	21	4	7.91 miles	Lamborghini Super Trofeo
9	Topcats Racing	25	7	13.85 miles	Lamborghini Super Trofeo
56	FF Corse	32	8	15.83 miles	Ferrari Challenge 488 EVO

GT Cup Championship

RACE 16 - STATISTICS

CLASS : GTH

15 Starters

Fastest Lap History

NO	NAME	LAP TIME	TIME OF DAY	LAP	VEHICLE
50	Valluga Racing	1:23.498	16:06:39.174	1	Porsche Cayman 718 RS Clubsport
50	Valluga Racing	1:12.091	16:07:51.264	2	Porsche Cayman 718 RS Clubsport
50	Valluga Racing	1:11.399	16:09:02.663	3	Porsche Cayman 718 RS Clubsport
50	Valluga Racing	1:11.084	16:11:25.552	5	Porsche Cayman 718 RS Clubsport
39	Track Focused	1:10.961	16:38:36.991	23	Mercedes AMG GT4
39	Track Focused	1:10.934	16:39:47.924	24	Mercedes AMG GT4
39	Track Focused	1:10.683	16:40:58.608	25	Mercedes AMG GT4
39	Track Focused	1:10.509	16:48:09.120	31	Mercedes AMG GT4
52	Valluga Racing	1:10.389	16:55:19.428	37	Porsche Cayman Clubsport GT4

Leader History

NO	NAME	FROM LAP	LAPS LED	DISTANCE	VEHICLE
50	Valluga Racing	1	18	35.58 miles	Porsche Cayman 718 RS Clubsport
30	Make Happen Racing	19	1	1.97 miles	Ginetta G55 GT4
69	Make Happen Racing	20	19	37.60 miles	Mercedes AMG GT4

GT Cup Championship

RACE 16 - STATISTICS

CLASS : GTO

3 Starters

Fastest Lap History

NO	NAME	LAP TIME	TIME OF DAY	LAP	VEHICLE
7	Raw Motorsport	1:17.924	16:06:33.589	1	Radical RXC
7	Raw Motorsport	1:07.741	16:07:41.329	2	Radical RXC
7	Raw Motorsport	1:07.087	16:08:48.418	3	Radical RXC
7	Raw Motorsport	1:06.272	16:09:54.690	4	Radical RXC
7	Raw Motorsport	1:06.089	16:12:07.698	6	Radical RXC

Leader History

NO	NAME	FROM LAP	LAPS LED	DISTANCE	VEHICLE
7	Raw Motorsport	1	39	77.14 miles	Radical RXC