



GT CUP CHAMPIONSHIP



MSVR Club Car Championships
Brands Hatch GP
18th / 19th May 2024

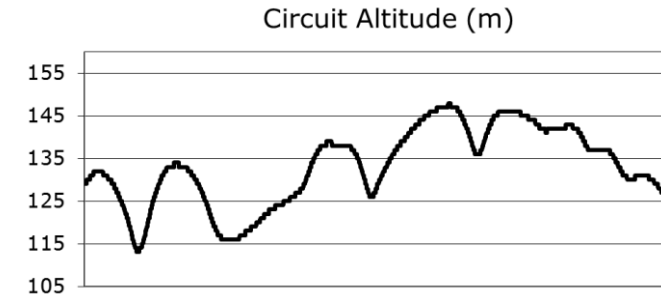
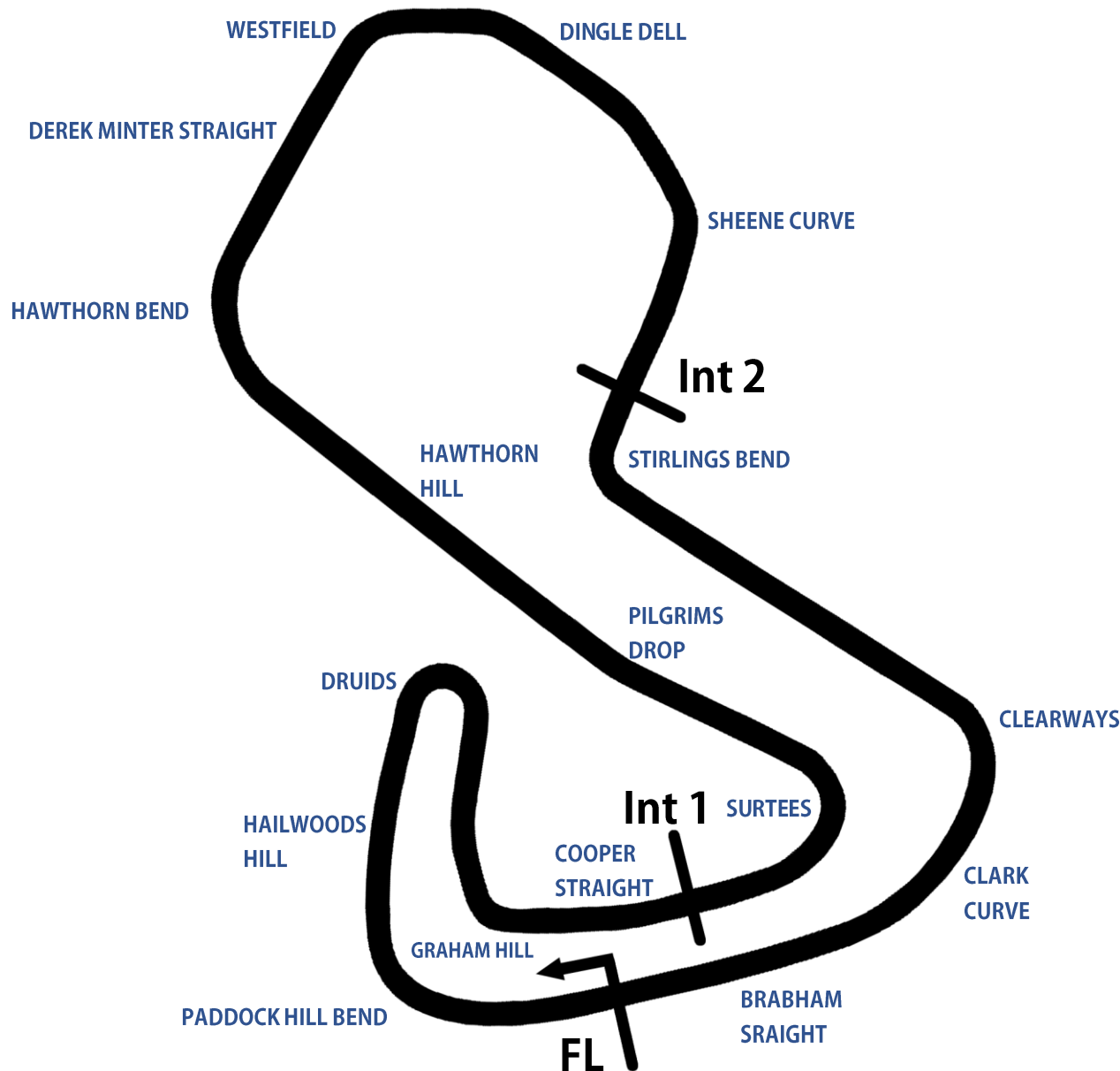


Timing & Results Provided by Timing Solutions Ltd

www.tsl-timing.com

Brands Hatch Grand Prix Circuit

Fawkham, Longfield, Kent, UK



Length	2.4332 miles 3.916 km 3916.0 m		
FL		51.36032 N	0.26032 E
Int 1	1116m	51.35934 N	0.25955 E
Int 2	2928m	51.35532 N	0.26250 E
Pit Entry	3646m	51.35911 N	0.25743 E
Pit Exit	26m after FL	51.36027 N	0.26078 E
Pit Entry - Pit Exit	277m, 19.9s @ 50kph, 16.6s @ 60kph		

GT Cup Championship

SATURDAY PRACTICE - CLASSIFICATION

POS	NO	CL	PIC	TEAM / DRIVERS	CAR	TIME	ON	LAPS	GAP	DIFF	MPH
1	6	GTO	1	Team Abba Racing Richard NEARY / Ian LOGGIE	Mercedes AMG GT3	1:27.114	9	9			100.55
2	1*	GTO	2	Kendall Developments Paul BAILEY / David BRABHAM (P)	Brabham BT62	1:30.218	7	7	3.104	3.104	97.09
3	5	GTO	3	CTR Developments Richard CHAMBERLAIN	Porsche 935	1:30.782	6	8	3.668	0.564	96.49
4	2	GTC	1	Topcats Racing Charlotte GILBERT / Tom RAWLINGS (PS)	Lamborghini Super Trofeo	1:30.899	7	8	3.785	0.117	96.36
5	3	GTC	2	Topcats Racing Warren GILBERT	Lamborghini Super Trofeo	1:31.502	6	6	4.388	0.603	95.73
6	33	GT3	1	G-Cat Racing Shamus JENNINGS / Greg CATON	Porsche 911 GTR GT3	1:31.666	7	7	4.552	0.164	95.56
7	99	GTO	4	Tim Gray Motorsport Jensen LUNN / Steve BURGESS	Radical RXC	1:32.499	9	9	5.385	0.833	94.70
8	9	GTH	1	Forsetti Motorsport Matthew HIGGINS / Mikey PORTER (PS)	Aston Martin Vantage GT4	1:32.623	8	9	5.509	0.124	94.57
9	31	GTH	2	Team Parker Racing Charles DAWSON / Seb MORRIS	Mercedes AMG GT4	1:33.559	7	8	6.445	0.936	93.62
10	12	GTC	3	Team Parker Racing Miles RUDMAN	Porsche 911 GT3 Cup	1:33.672	6	9	6.558	0.113	93.51
11	11	GTH	3	Paddock Motorsport Michael ORANT / Jake POOLE	McLaren Artura GT4	1:33.806	4	9	6.692	0.134	93.38
12	96	GTH	4	Morpheus Motorsport Jon CURRIE / Marcus CLUTTON	Mercedes AMG GT4	1:34.320	2	8	7.206	0.514	92.87
13	72	GTC	4	Woodrow Motorsport Chris MURPHY	BMW M3 GTR	1:35.779	8	8	8.665	1.459	91.45
14	10	GTH	5	Forsetti Motorsport Jodie SLOSS / Rianna O'MEARA-HUNT (PS)	Aston Martin Vantage GT4	1:35.790	9	9	8.676	0.011	91.44
15	69	GTH	6	Morpheus Motorsport Stephen WALTON / Chris HART	Mercedes AMG GT4	1:36.323	5	8	9.209	0.533	90.94
16	86	GTH	7	SVG Motorsport James TOWNSEND / Leona THEOBALD	Ginetta G56 GT4	1:37.061	7	8	9.947	0.738	90.25
17	75	GTC	5	Team Parker Racing Keith BUSH	Porsche 911 GT3 Cup	1:37.737	8	9	10.623	0.676	89.62
18	370	GTA	1	Jolt Racing Rupert WILLIAMS / John INGRAM (PS)	McLaren 570S GT4	1:49.715	7	8	22.601	11.978	79.84
19	25	GTH	8	Driven Performance Engineers Ray HARRIS	Ginetta G55		0	1			

Comments:

*Car 1 requires a working transponder - Regulation Q12.8.1 refers.

Weather / Track : Cloudy / Dry

These results are provisional until the conclusion of any judicial and technical matters.

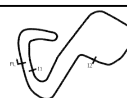
Date: 18/05/2024 Start: 10:00 Finish: 10:15

Brands Hatch GP: 2.4332 miles

Clerk Of Course: Simon Gnana-Pragasam

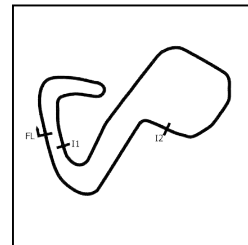
Stewards:

Timekeeper: Richard Lomax



GT Cup Championship

SATURDAY PRACTICE - SECTOR ANALYSIS



SECTOR 1 = FL to I1, SECTOR 2 = I1 to I2, SECTOR 3 = I2 to FL, DIFF = Difference To Personal Best Lap, P = Crossed Finish Line in Pit Lane, D = Time Disallowed

P1 6 GTO		Team Abba Racing		Mercedes AMG GT3			
IDEAL LAP TIME :		BEST LAP TIME : 1:27.114		DIFFERENCE :			
D1: Richard NEARY		D2: Ian LOGGIE					
LAP	SECTOR 1	SECTOR 2	SECTOR 3	LAP TIME	MPH	DIFF	TIME OF DAY
1 - D2	OUTLAP			1:51.366	78.65	24.252	10:02:13.529
2 - D2	32.018			1:41.483	86.31	14.369	10:03:55.012
3 - D2	29.126			1:31.775	95.44	4.661	10:05:26.787
4 - D2	28.012			1:30.004	97.32	2.890	10:06:56.791
5 - D2	27.972		IN PIT	2:43.593	P 53.54	1:16.479	10:09:40.384
6 - D2	OUTLAP			1:31.253	95.99	4.139	10:11:11.637
7 - D2	28.070			1:28.029 (3)	99.51	0.915	10:12:39.666
8 - D2	27.577			1:27.561 (2)	100.04	0.447	10:14:07.227
9 - D2	27.380			1:27.114 (1)	100.55		10:15:34.341

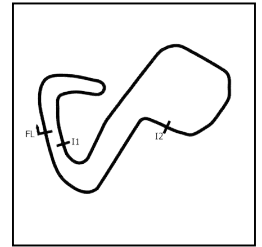
P2 1 GTO		Kendall Developments		Brabham BT62			
IDEAL LAP TIME :		BEST LAP TIME : 1:30.218		DIFFERENCE :			
D1: Paul BAILEY		D2: David BRABHAM (P)					
LAP	SECTOR 1	SECTOR 2	SECTOR 3	LAP TIME	MPH	DIFF	TIME OF DAY
1 - D1				1:30.757 (3)	96.51	0.539	10:03:39.062
2 - D1			IN PIT	4:38.938 P	31.40	3:08.720	10:08:18.000
3 - D1	OUTLAP			1:36.166	91.09	5.948	10:09:54.166
4 - D1				1:33.287	93.90	3.069	10:11:27.453
5 - D1				1:30.365 (2)	96.93	0.147	10:12:57.818
6 - D1				1:30.981	96.28	0.763	10:14:28.799
7 - D1				1:30.218 (1)	97.09		10:15:59.017

P3 5 GTO CTR Developments		Porsche 935					
IDEAL LAP TIME :		BEST LAP TIME : 1:30.782		DIFFERENCE :			
D1: Richard CHAMBERLAIN							
LAP	SECTOR 1	SECTOR 2	SECTOR 3	LAP TIME	MPH	DIFF	TIME OF DAY
1 - D1	33.184			1:40.418	87.23	9.636	10:03:47.746
2 - D1	30.406			1:36.274	90.98	5.492	10:05:24.020
3 - D1	29.252			1:36.136	91.11	5.354	10:07:00.156
4 - D1	31.287			1:35.062	92.14	4.280	10:08:35.218
5 - D1	29.155			1:31.226 (2)	96.02	0.444	10:10:06.444
6 - D1	28.892			1:30.782 (1)	96.49		10:11:37.226
7 - D1	28.983			1:33.388	93.80	2.606	10:13:10.614
8 - D1	28.753			1:31.665 (3)	95.56	0.883	10:14:42.279

P4 2 GTC Topcats Racing		Lamborghini Super Trofeo					
IDEAL LAP TIME : 1:30.618		BEST LAP TIME : 1:30.899		DIFFERENCE : 0.281			
D1: Charlotte GILBERT		D2: Tom RAWLINGS (PS)					
LAP	SECTOR 1	SECTOR 2	SECTOR 3	LAP TIME	MPH	DIFF	TIME OF DAY
1 - D1	OUTLAP	42.843	22.354	1:42.432	85.51	11.533	10:02:44.359
2 - D1	29.752	43.542	22.686	1:35.980	91.26	5.081	10:04:20.339
3 - D1	29.947	41.045	22.132	1:33.124	94.06	2.225	10:05:53.463
4 - D1	29.216	40.922	21.753	1:31.891	95.32	0.992	10:07:25.354
5 - D1	28.826	40.909	21.905	1:31.640	95.58	0.741	10:08:56.994
6 - D1	28.883	40.658	21.787	1:31.328 (2)	95.91	0.429	10:10:28.322
7 - D1	28.921	40.164	21.814	1:30.899 (1)	96.36		10:11:59.221
8 - D1	29.389	40.411	21.628	1:31.428 (3)	95.81	0.529	10:13:30.649

GT Cup Championship

SATURDAY PRACTICE - SECTOR ANALYSIS



SECTOR 1 = FL to I1, SECTOR 2 = I1 to I2, SECTOR 3 = I2 to FL, DIFF = Difference To Personal Best Lap, P = Crossed Finish Line in Pit Lane, D = Time Disallowed

P5 3 GTC Topcats Racing				Lamborghini Super Trofeo			
IDEAL LAP TIME : 1:32.612		BEST LAP TIME : 1:31.502		DIFFERENCE : -1.110			
D1: Warren GILBERT							
LAP	SECTOR 1	SECTOR 2	SECTOR 3	LAP TIME	MPH	DIFF	TIME OF DAY
1 - D1	OUTLAP			1:53.426	77.22	21.924	10:02:20.539
2 - D1	31.178			1:36.451	90.82	4.949	10:03:56.990
3 - D1	29.784			1:32.874 (3)	94.31	1.372	10:05:29.864
4 - D1	29.238			1:34.060	93.13	2.558	10:07:03.924
5 - D1	28.813	42.179	21.620	1:32.612 (2)	94.58	1.110	10:08:36.536
6 - D1	29.364			1:31.502 (1)	95.73		10:10:08.038

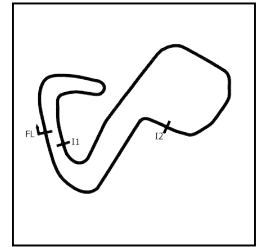
P6 33 GT3 G-Cat Racing			Porsche 911 GTR GT3				
IDEAL LAP TIME : 1:30.910		BEST LAP TIME : 1:31.666		DIFFERENCE : 0.756			
D1: Shamus JENNINGS		D2: Greg CATON					
LAP	SECTOR 1	SECTOR 2	SECTOR 3	LAP TIME	MPH	DIFF	TIME OF DAY
1 - D2	OUTLAP			1:44.531	83.80	12.865	10:01:57.974
2 - D2	29.434			1:33.943 (3)	93.24	2.277	10:03:31.917
3 - D2	28.024		IN PIT	3:22.630 P	43.23	1:50.964	10:06:54.547
4 - D2	OUTLAP	44.917	22.443	1:44.582	83.76	12.916	10:08:39.129
5 - D2	29.507			1:34.246	92.94	2.580	10:10:13.375
6 - D2	29.136			1:33.064 (2)	94.12	1.398	10:11:46.439
7 - D2	28.594	41.118	21.954	1:31.666 (1)	95.56		10:13:18.105

P7 99 GTO		Tim Gray Motorsport		Radical RXC			
IDEAL LAP TIME :		BEST LAP TIME : 1:32.499		DIFFERENCE :			
D1: Jensen LUNN		D2: Steve BURGESS					
LAP	SECTOR 1	SECTOR 2	SECTOR 3	LAP TIME	MPH	DIFF	TIME OF DAY
1 - D1	OUTLAP			1:51.954	78.24	19.455	10:02:52.673
2 - D1	31.013			1:36.304	90.96	3.805	10:04:28.977
3 - D1	30.330			1:34.610	92.58	2.111	10:06:03.587
4 - D1	30.026			1:34.016	93.17	1.517	10:07:37.603
5 - D1	29.874			1:33.166 (3)	94.02	0.667	10:09:10.769
6 - D1	29.944			1:33.978	93.21	1.479	10:10:44.747
7 - D1	29.764			1:34.048	93.14	1.549	10:12:18.795
8 - D1	29.526			1:32.657 (2)	94.54	0.158	10:13:51.452
9 - D1	29.815			1:32.499 (1)	94.70		10:15:23.951

P8 9 GTH Forsetti Motorsport				Aston Martin Vantage GT4			
IDEAL LAP TIME : 1:32.510		BEST LAP TIME : 1:32.623		DIFFERENCE : 0.113			
D1: Matthew HIGGINS		D2: Mikey PORTER (PS)					
LAP	SECTOR 1	SECTOR 2	SECTOR 3	LAP TIME	MPH	DIFF	TIME OF DAY
1 - D2	OUTLAP	47.596	IN PIT	2:11.746 P	66.49	39.123	10:02:20.835
2 - D2	OUTLAP	43.636	23.246	1:42.224	85.69	9.601	10:04:03.059
3 - D2	29.370	42.336	22.756	1:34.462	92.73	1.839	10:05:37.521
4 - D2	29.184	41.868	22.523	1:33.575	93.61	0.952	10:07:11.096
5 - D2	29.161	41.680	22.453	1:33.294	93.89	0.671	10:08:44.390
6 - D2	28.919			1:35.809	91.43	3.186	10:10:20.199
7 - D2	29.501	41.367	22.274	1:33.142 (3)	94.04	0.519	10:11:53.341
8 - D2	28.869	41.388	22.366	1:32.623 (1)	94.57		10:13:25.964
9 - D2	29.021	41.502	22.297	1:32.820 (2)	94.37	0.197	10:14:58.784

GT Cup Championship

SATURDAY PRACTICE - SECTOR ANALYSIS



SECTOR 1 = FL to I1, SECTOR 2 = I1 to I2, SECTOR 3 = I2 to FL, DIFF = Difference To Personal Best Lap, P = Crossed Finish Line in Pit Lane, D = Time Disallowed

P9 31 GTH Team Parker Racing			Mercedes AMG GT4				
IDEAL LAP TIME : 1:33.294		BEST LAP TIME : 1:33.559		DIFFERENCE : 0.265			
D1: Charles DAWSON		D2: Seb MORRIS					
LAP	SECTOR 1	SECTOR 2	SECTOR 3	LAP TIME	MPH	DIFF	TIME OF DAY
1 - D2	OUTLAP			1:45.889	82.72	12.330	10:02:44.622
2 - D2	29.942			1:43.914	84.29	10.355	10:04:28.536
3 - D2	29.501	42.646	IN PIT	3:13.564 P	45.25	1:40.005	10:07:42.100
4 - D2	OUTLAP	43.614	23.483	1:41.047	86.69	7.488	10:09:23.147
5 - D2	30.045	44.115	23.027	1:37.187	90.13	3.628	10:11:00.334
6 - D2	29.585	41.841	22.573	1:33.999 (3)	93.19	0.440	10:12:34.333
7 - D2	29.329	41.593	22.637	1:33.559 (1)	93.62		10:14:07.892
8 - D2	29.608	41.578	22.387	1:33.573 (2)	93.61	0.014	10:15:41.465

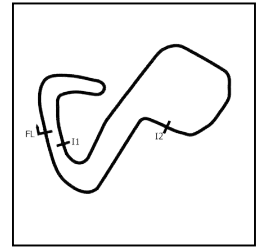
P10 12 GTC Team Parker Racing			Porsche 911 GT3 Cup				
IDEAL LAP TIME : 1:32.856		BEST LAP TIME : 1:33.672		DIFFERENCE : 0.816			
D1: Miles RUDMAN							
LAP	SECTOR 1	SECTOR 2	SECTOR 3	LAP TIME	MPH	DIFF	TIME OF DAY
1 - D1	OUTLAP			1:45.922	82.70	12.250	10:02:02.703
2 - D1	30.544	42.249	22.427	1:35.220	91.99	1.548	10:03:37.923
3 - D1	29.735			1:33.836	93.35	0.164	10:05:11.759
4 - D1	29.544	41.865	22.269	1:33.678 (2)	93.51	0.006	10:06:45.437
5 - D1	29.372	42.170	22.245	1:33.787 (3)	93.40	0.115	10:08:19.224
6 - D1	29.304	41.905	22.463	1:33.672 (1)	93.51		10:09:52.896
7 - D1	29.176	41.520	IN PIT	3:22.320 P	43.29	1:48.648	10:13:15.216
8 - D1	OUTLAP	41.891	22.304	1:38.250	89.15	4.578	10:14:53.466
9 - D1	29.552	42.826	22.160	1:34.538	92.65	0.866	10:16:28.004

P11 11 GTH Paddock Motorsport			McLaren Artura GT4				
IDEAL LAP TIME :		BEST LAP TIME : 1:33.806		DIFFERENCE :			
D1: Michael ORANT		D2: Jake POOLE					
LAP	SECTOR 1	SECTOR 2	SECTOR 3	LAP TIME	MPH	DIFF	TIME OF DAY
1 - D1	OUTLAP			1:46.738	82.06	12.932	10:01:53.964
2 - D1	29.712			1:35.035 (2)	92.17	1.229	10:03:28.999
3 - D1	29.487			1:38.137	89.26	4.331	10:05:07.136
4 - D1	29.732			1:33.806 (1)	93.38		10:06:40.942
5 - D1	29.923		IN PIT	3:10.382 P	46.01	1:36.576	10:09:51.324
6 - D1	OUTLAP			1:41.921	85.94	8.115	10:11:33.245
7 - D1	30.919			1:39.383	88.14	5.577	10:13:12.628
8 - D1	29.594			1:35.682 (3)	91.55	1.876	10:14:48.310
9 - D1	32.674			1:42.311	85.61	8.505	10:16:30.621

P12 96 GTH Morpheus Motorsport			Mercedes AMG GT4				
IDEAL LAP TIME : 1:33.635		BEST LAP TIME : 1:34.320		DIFFERENCE : 0.685			
D1: Jon CURRIE		D2: Marcus CLUTTON					
LAP	SECTOR 1	SECTOR 2	SECTOR 3	LAP TIME	MPH	DIFF	TIME OF DAY
1 - D1	OUTLAP			1:44.686	83.67	10.366	10:02:05.036
2 - D1	29.779	42.117	22.424	1:34.320 (1)	92.87		10:03:39.356
3 - D1	29.513	41.698	IN PIT	3:29.844 P	41.74	1:55.524	10:07:09.200
4 - D1	OUTLAP			1:44.444	83.87	10.124	10:08:53.644
5 - D1	31.554	43.968	23.535	1:39.057	88.43	4.737	10:10:32.701
6 - D1	30.935	43.498	23.163	1:37.596	89.75	3.276	10:12:10.297
7 - D1	30.422	43.177	23.103	1:36.702 (3)	90.58	2.382	10:13:46.999
8 - D1	30.517	42.747	23.148	1:36.412 (2)	90.85	2.092	10:15:23.411

GT Cup Championship

SATURDAY PRACTICE - SECTOR ANALYSIS



SECTOR 1 = FL to I1, SECTOR 2 = I1 to I2, SECTOR 3 = I2 to FL, DIFF = Difference To Personal Best Lap, P = Crossed Finish Line in Pit Lane, D = Time Disallowed

P13 72 GTC Woodrow Motorsport			BMW M3 GTR				
IDEAL LAP TIME :		BEST LAP TIME : 1:35.779		DIFFERENCE :			
D1: Chris MURPHY							
LAP	SECTOR 1	SECTOR 2	SECTOR 3	LAP TIME	MPH	DIFF	TIME OF DAY
1 - D1	OUTLAP			1:50.618	79.19	14.839	10:03:24.352
2 - D1	30.979			1:37.755	89.61	1.976	10:05:02.107
3 - D1	30.183			1:36.301 (3)	90.96	0.522	10:06:38.408
4 - D1	30.453			1:38.586	88.85	2.807	10:08:16.994
5 - D1	29.919			1:35.859 (2)	91.38	0.080	10:09:52.853
6 - D1	30.985			1:39.197	88.30	3.418	10:11:32.050
7 - D1	31.726			1:39.812	87.76	4.033	10:13:11.862
8 - D1	29.935			1:35.779 (1)	91.45		10:14:47.641

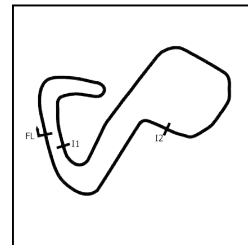
P14 10 GTH Forsetti Motorsport			Aston Martin Vantage GT4				
IDEAL LAP TIME :		BEST LAP TIME : 1:35.790		DIFFERENCE :			
D1: Jodie SLOSS		D2: Rianna O'MEARA-HUNT (P)					
LAP	SECTOR 1	SECTOR 2	SECTOR 3	LAP TIME	MPH	DIFF	TIME OF DAY
1 - D1	OUTLAP			1:51.537	78.53	15.747	10:02:02.732
2 - D1	31.733			1:42.144	85.75	6.354	10:03:44.876
3 - D1	30.531			1:38.010	89.37	2.220	10:05:22.886
4 - D1	29.829			1:36.722 (3)	90.56	0.932	10:06:59.608
5 - D1	32.567			1:41.160	86.59	5.370	10:08:40.768
6 - D1	29.718		IN PIT	2:48.130 P	52.10	1:12.340	10:11:28.898
7 - D1	OUTLAP			1:41.984	85.89	6.194	10:13:10.882
8 - D1	29.775			1:35.803 (2)	91.43	0.013	10:14:46.685
9 - D1	29.694			1:35.790 (1)	91.44		10:16:22.475

P15 69 GTH Morpheus Motorsport				Mercedes AMG GT4			
IDEAL LAP TIME : 1:36.140		BEST LAP TIME : 1:36.323		DIFFERENCE : 0.183			
D1: Stephen WALTON		D2: Chris HART					
LAP	SECTOR 1	SECTOR 2	SECTOR 3	LAP TIME	MPH	DIFF	TIME OF DAY
1 - D1	OUTLAP	45.512	23.944	1:47.124	81.77	10.801	10:02:12.370
2 - D1	31.199	43.384	23.270	1:37.853	89.52	1.530	10:03:50.223
3 - D1	30.736	43.884	23.528	1:38.148	89.25	1.825	10:05:28.371
4 - D1	30.827	43.389	23.399	1:37.615 (2)	89.73	1.292	10:07:05.986
5 - D1	30.274	42.919	23.130	1:36.323 (1)	90.94		10:08:42.309
6 - D1	30.091	43.748	23.839	1:37.678 (3)	89.68	1.355	10:10:19.987
7 - D1	30.726	43.464	23.721	1:37.911	89.46	1.588	10:11:57.898
8 - D1	31.404			1:38.258	89.15	1.935	10:13:36.156

P16 86 GTH SVG Motorsport			Ginetta G56 GT4				
IDEAL LAP TIME : 1:42.280		BEST LAP TIME : 1:37.061		DIFFERENCE : -5.219			
D1: James TOWNSEND		D2: Leona THEOBALD					
LAP	SECTOR 1	SECTOR 2	SECTOR 3	LAP TIME	MPH	DIFF	TIME OF DAY
1 - D1	OUTLAP			1:51.844	78.32	14.783	10:02:06.405
2 - D1	31.332			1:39.216	88.29	2.155	10:03:45.621
3 - D1	30.895			1:38.842 (3)	88.62	1.781	10:05:24.463
4 - D1	32.149		IN PIT	3:05.063 P	47.33	1:28.002	10:08:29.526
5 - D1	OUTLAP	46.803	24.801	1:50.547	79.24	13.486	10:10:20.073
6 - D1	31.781			1:39.857	87.72	2.796	10:11:59.930
7 - D1	30.802			1:37.061 (1)	90.25		10:13:36.991
8 - D1	30.676			1:37.365 (2)	89.96	0.304	10:15:14.356

GT Cup Championship

SATURDAY PRACTICE - SECTOR ANALYSIS



SECTOR 1 = FL to I1, SECTOR 2 = I1 to I2, SECTOR 3 = I2 to FL, DIFF = Difference To Personal Best Lap, P = Crossed Finish Line in Pit Lane, D = Time Disallowed

P17 75 GTC		Team Parker Racing		Porsche 911 GT3 Cup			
IDEAL LAP TIME :		BEST LAP TIME : 1:37.737		DIFFERENCE :			
D1: Keith BUSH							
LAP	SECTOR 1	SECTOR 2	SECTOR 3	LAP TIME	MPH	DIFF	TIME OF DAY
1 - D1	OUTLAP			1:58.345	74.01	20.608	10:02:33.177
2 - D1	34.379			1:49.384	80.08	11.647	10:04:22.561
3 - D1	33.348			1:44.482	83.84	6.745	10:06:07.043
4 - D1	32.597			1:41.538	86.27	3.801	10:07:48.581
5 - D1	31.874			1:39.648	87.90	1.911	10:09:28.229
6 - D1	31.444			1:38.759 (3)	88.69	1.022	10:11:06.988
7 - D1	32.527			1:40.960	86.76	3.223	10:12:47.948
8 - D1	31.498			1:37.737 (1)	89.62		10:14:25.685
9 - D1	31.079			1:37.890 (2)	89.48	0.153	10:16:03.575

P18 370 GTA		Jolt Racing		McLaren 570S GT4			
IDEAL LAP TIME :		BEST LAP TIME : 1:49.715		DIFFERENCE :			
D1: Rupert WILLIAMS		D2: John INGRAM (PS)					
LAP	SECTOR 1	SECTOR 2	SECTOR 3	LAP TIME	MPH	DIFF	TIME OF DAY
1 - D1	OUTLAP			2:05.576	69.75	15.861	10:02:29.491
2 - D1	35.738			1:56.449	75.22	6.734	10:04:25.940
3 - D1	35.948			1:53.594	77.11	3.879	10:06:19.534
4 - D1	34.532		IN PIT	2:49.516 P	51.67	59.801	10:09:09.050
5 - D1	OUTLAP			1:55.932	75.56	6.217	10:11:04.982
6 - D1	34.677			1:51.729 (3)	78.40	2.014	10:12:56.711
7 - D1	34.613			1:49.715 (1)	79.84		10:14:46.426
8 - D1	34.227			1:50.985 (2)	78.92	1.270	10:16:37.411

P19 25 GTH		Driven Performance Engineers		Ginetta G55			
IDEAL LAP TIME :		BEST LAP TIME :		DIFFERENCE :			
D1: Ray HARRIS							
LAP	SECTOR 1	SECTOR 2	SECTOR 3	LAP TIME	MPH	DIFF	TIME OF DAY
1 - D1	OUTLAP			1:54.043	76.81		10:06:36.755

SATURDAY PRACTICE - BEST SECTORS

Printed - 10:24 Saturday, 18 May 2024

GT Cup Championship

SATURDAY PRACTICE - PIT STOP ANALYSIS

P1 6 Team Abba Racing				
STOP	IN TIME	STOP TIME	TOTAL TIME	OUT TIME
1 -	10:08:27.826	1:12.558	1:12.558	10:09:40.384

P3 5 CTR Developments				
STOP	IN TIME	STOP TIME	TOTAL TIME	OUT TIME
1 -	10:16:33.243			

P4 2 Topcats Racing				
STOP	IN TIME	STOP TIME	TOTAL TIME	OUT TIME
1 -	10:15:01.741			

P5 3 Topcats Racing				
STOP	IN TIME	STOP TIME	TOTAL TIME	OUT TIME
1 -	10:11:55.870			

P6 33 G-Cat Racing				
STOP	IN TIME	STOP TIME	TOTAL TIME	OUT TIME
1 -	10:05:04.002	1:50.545	1:50.545	10:06:54.547
2 -	10:14:51.594			

P8 9 Forsetti Motorsport				
STOP	IN TIME	STOP TIME	TOTAL TIME	OUT TIME
1 -	10:01:59.013	21.822	21.822	10:02:20.835
2 -	10:16:36.592			

P9 31 Team Parker Racing				
STOP	IN TIME	STOP TIME	TOTAL TIME	OUT TIME
1 -	10:06:01.432	1:40.668	1:40.668	10:07:42.100

P10 12 Team Parker Racing				
STOP	IN TIME	STOP TIME	TOTAL TIME	OUT TIME
1 -	10:11:25.999	1:49.217	1:49.217	10:13:15.216

P11 11 Paddock Motorsport				
STOP	IN TIME	STOP TIME	TOTAL TIME	OUT TIME
1 -	10:08:15.210	1:36.114	1:36.114	10:09:51.324

P12 96 Morpheus Motorsport				
STOP	IN TIME	STOP TIME	TOTAL TIME	OUT TIME
1 -	10:05:11.991	1:57.209	1:57.209	10:07:09.200

P13 72 Woodrow Motorsport				
STOP	IN TIME	STOP TIME	TOTAL TIME	OUT TIME
1 -	10:16:25.787			

P14 10 Forsetti Motorsport				
STOP	IN TIME	STOP TIME	TOTAL TIME	OUT TIME
1 -	10:10:16.738	1:12.160	1:12.160	10:11:28.898

P15 69 Morpheus Motorsport				
STOP	IN TIME	STOP TIME	TOTAL TIME	OUT TIME
1 -	10:15:13.288			

P16 86 SVG Motorsport				
STOP	IN TIME	STOP TIME	TOTAL TIME	OUT TIME
1 -	10:07:04.708	1:24.818	1:24.818	10:08:29.526

P18 370 Jolt Racing				
STOP	IN TIME	STOP TIME	TOTAL TIME	OUT TIME
1 -	10:08:12.941	56.109	56.109	10:09:09.050

P19 25 Driven Performance Engineers				
STOP	IN TIME	STOP TIME	TOTAL TIME	OUT TIME
1 -	10:08:26.570			

GT Cup Championship

SATURDAY PRACTICE - STATISTICS

Competitors Started	19
Planned Start	2024-05-18 @ 10:00:00.000
Actual Start	2024-05-18 @ 10:00:02.901
Finish Time	2024-05-18 @ 10:15:02.994
Track Length	2.4332mi.
Total Laps	148
Total Distance Covered	360.1268mi.

Session Fastest Lap History

NO	CL	NAME	LAP TIME	TIME OF DAY	LAP	VEHICLE
11	GTH	Paddock Motorsport <i>M. ORANT</i>	1:35.035	10:03:29.015	2	McLaren Artura GT4
33	GT3	G-Cat Racing <i>G. CATON</i>	1:33.943	10:03:31.943	2	Porsche 911 GTR GT3
1	GTO	Kendall Developments <i>P. BAILEY</i>	1:30.757	10:03:39.062	1	Brabham BT62
6	GTO	Team Abba Racing <i>I. LOGGIE</i>	1:30.004	10:06:56.807	4	Mercedes AMG GT3
6	GTO	Team Abba Racing <i>I. LOGGIE</i>	1:28.029	10:12:39.682	7	Mercedes AMG GT3
6	GTO	Team Abba Racing <i>I. LOGGIE</i>	1:27.561	10:14:07.243	8	Mercedes AMG GT3
6	GTO	Team Abba Racing <i>I. LOGGIE</i>	1:27.114	10:15:34.358	9	Mercedes AMG GT3

Flag History

TYPE	TIME OF DAY
GREEN	10:00:02.901
FINISH	10:15:02.994

Flag Statistics

TYPE	COUNT	TOTAL LAPS	TOTAL TIME
Green	1	9	16:49.408
Red	0	0	0.000
Safety Car	0	0	0.000
FCY	0	0	0.000

GT Cup Championship

SATURDAY PRACTICE - STATISTICS

CLASS : GTO 4 Starters

Fastest Lap History

NO	NAME	LAP TIME	TIME OF DAY	LAP	VEHICLE
1	Kendall Developments <i>P. BAILEY</i>	1:30.757	10:03:39.062	1	Brabham BT62
6	Team Abba Racing <i>I. LOGGIE</i>	1:30.004	10:06:56.807	4	Mercedes AMG GT3
6	Team Abba Racing <i>I. LOGGIE</i>	1:28.029	10:12:39.682	7	Mercedes AMG GT3
6	Team Abba Racing <i>I. LOGGIE</i>	1:27.561	10:14:07.243	8	Mercedes AMG GT3
6	Team Abba Racing <i>I. LOGGIE</i>	1:27.114	10:15:34.358	9	Mercedes AMG GT3

GT Cup Championship

SATURDAY PRACTICE - STATISTICS

CLASS : GT3

1 Starters

Fastest Lap History

NO	NAME	LAP TIME	TIME OF DAY	LAP	VEHICLE
33	G-Cat Racing <i>G. CATON</i>	1:33.943	10:03:31.943	2	Porsche 911 GTR GT3
33	G-Cat Racing <i>G. CATON</i>	1:33.064	10:11:46.465	6	Porsche 911 GTR GT3
33	G-Cat Racing <i>G. CATON</i>	1:31.666	10:13:18.132	7	Porsche 911 GTR GT3

GT Cup Championship

SATURDAY PRACTICE - STATISTICS

CLASS : GTC

5 Starters

Fastest Lap History

NO	NAME	LAP TIME	TIME OF DAY	LAP	VEHICLE
12	Team Parker Racing <i>M. RUDMAN</i>	1:35.220	10:03:37.946	2	Porsche 911 GT3 Cup
12	Team Parker Racing <i>M. RUDMAN</i>	1:33.836	10:05:11.781	3	Porsche 911 GT3 Cup
3	Topcats Racing <i>W. GILBERT</i>	1:32.874	10:05:29.882	3	Lamborghini Super Trofeo
2	Topcats Racing <i>C. GILBERT</i>	1:31.891	10:07:25.372	4	Lamborghini Super Trofeo
2	Topcats Racing <i>C. GILBERT</i>	1:31.640	10:08:57.012	5	Lamborghini Super Trofeo
3	Topcats Racing <i>W. GILBERT</i>	1:31.502	10:10:08.055	6	Lamborghini Super Trofeo
2	Topcats Racing <i>C. GILBERT</i>	1:31.328	10:10:28.340	6	Lamborghini Super Trofeo
2	Topcats Racing <i>C. GILBERT</i>	1:30.899	10:11:59.239	7	Lamborghini Super Trofeo

GT Cup Championship

SATURDAY PRACTICE - STATISTICS

CLASS : GTH

8 Starters

Fastest Lap History

NO	NAME	LAP TIME	TIME OF DAY	LAP	VEHICLE
11	Paddock Motorsport <i>M. ORANT</i>	1:35.035	10:03:29.015	2	McLaren Artura GT4
96	Morpheus Motorsport <i>J. CURRIE</i>	1:34.320	10:03:39.371	2	Mercedes AMG GT4
11	Paddock Motorsport <i>M. ORANT</i>	1:33.806	10:06:40.957	4	McLaren Artura GT4
9	Forsetti Motorsport <i>M. PORTER (PS)</i>	1:33.575	10:07:11.108	4	Aston Martin Vantage GT4
9	Forsetti Motorsport <i>M. PORTER (PS)</i>	1:33.294	10:08:44.402	5	Aston Martin Vantage GT4
9	Forsetti Motorsport <i>M. PORTER (PS)</i>	1:33.142	10:11:53.353	7	Aston Martin Vantage GT4
9	Forsetti Motorsport <i>M. PORTER (PS)</i>	1:32.623	10:13:25.976	8	Aston Martin Vantage GT4

GT Cup Championship

SATURDAY PRACTICE - STATISTICS

CLASS : GTA

1 Starters

Fastest Lap History

NO	NAME	LAP TIME	TIME OF DAY	LAP	VEHICLE
370	Jolt Racing <i>R. WILLIAMS</i>	1:56.449	10:04:25.955	2	McLaren 570S GT4
370	Jolt Racing <i>R. WILLIAMS</i>	1:53.594	10:06:19.549	3	McLaren 570S GT4
370	Jolt Racing <i>R. WILLIAMS</i>	1:51.729	10:12:56.725	6	McLaren 570S GT4
370	Jolt Racing <i>R. WILLIAMS</i>	1:49.715	10:14:46.440	7	McLaren 570S GT4

GT Cup Championship

SATURDAY QUALIFYING (GROUP 1) - CLASSIFICATION

POS	NO	CL	PIC	TEAM / DRIVERS	CAR	TIME	ON	LAPS	GAP	DIFF	MPH
1	2	GTC	1	Topcats Racing Charlotte GILBERT / Tom RAWLINGS (PS)	Lamborghini Super Trofeo	1:26.948	7	7			100.74
2	6	GTO	1	Team Abba Racing Richard NEARY / Ian LOGGIE	Mercedes AMG GT3	1:27.015	6	8	0.067	0.067	100.67
3	5	GTO	2	CTR Developments Richard CHAMBERLAIN	Porsche 935	1:27.258	5	7	0.310	0.243	100.39
4	33	GT3	1	G-Cat Racing Shamus JENNINGS / Greg CATON	Porsche 911 GTR GT3	1:27.674	4	6	0.726	0.416	99.91
5	1*	GTO	3	Kendall Developments Paul BAILEY / David BRABHAM (P)	Brabham BT62	1:27.685	5	6	0.737	0.011	99.90
6	99	GTO	4	Tim Gray Motorsport Jensen LUNN / Steve BURGESS	Radical RXC	1:28.095	4	6	1.147	0.410	99.43
7	3	GTC	2	Topcats Racing Warren GILBERT	Lamborghini Super Trofeo	1:28.895	5	7	1.947	0.800	98.54
8	7*	GTO	5	National Motorsport Academy Jay SHEPHERD	Lotus Evora	1:30.998	4	4	4.050	2.103	96.26
9	12	GTC	3	Team Parker Racing Miles RUDMAN	Porsche 911 GT3 Cup	1:31.045	4	6	4.097	0.047	96.21
10	72	GTC	4	Woodrow Motorsport Chris MURPHY	BMW M3 GTR	1:32.823	6	6	5.875	1.778	94.37
11	75	GTC	5	Team Parker Racing Keith BUSH	Porsche 911 GT3 Cup	1:35.645	7	7	8.697	2.822	91.58

Comments:

*Car 1 requires a working transponder - Regulation Q12.8.1 refers.

*Car 7 transponder weak signal - please reposition

Weather / Track : Cloudy / Dry

These results are provisional until the conclusion of any judicial and technical matters.

Date: 18/05/2024 Start: 10:20 Finish: 10:36

Brands Hatch GP: 2.4332 miles

Clerk Of Course: Simon Gnana-Pragasam

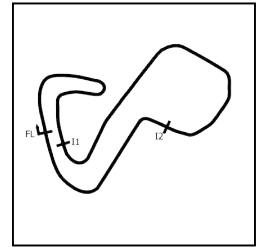
Stewards:

Timekeeper: Richard Lomax



GT Cup Championship

SATURDAY QUALIFYING (GROUP 1) - SECTOR ANALYSIS



SECTOR 1 = FL to I1, SECTOR 2 = I1 to I2, SECTOR 3 = I2 to FL, DIFF = Difference To Personal Best Lap, P = Crossed Finish Line in Pit Lane, D = Time Disallowed

P1 2 GTC Topcats Racing			Lamborghini Super Trofeo				
IDEAL LAP TIME : 1:26.887		BEST LAP TIME : 1:26.948		DIFFERENCE : 0.061			
D1: Charlotte GILBERT		D2: Tom RAWLINGS (PS)					
LAP	SECTOR 1	SECTOR 2	SECTOR 3	LAP TIME	MPH	DIFF	TIME OF DAY
1 - D1	OUTLAP			1:34.802	92.40	7.854	10:22:25.740
2 - D1	27.918	39.464	21.457	1:28.839	98.60	1.891	10:23:54.579
3 - D1	27.807	38.844	20.965	1:27.616 (3)	99.97	0.668	10:25:22.195
4 - D1	27.578	38.762	20.823	1:27.163 (2)	100.49	0.215	10:26:49.358
5 - D1	27.649			1:30.874	96.39	3.926	10:28:20.232
6 - D1	31.734	43.685	23.217	1:38.636	88.80	11.688	10:29:58.868
7 - D1	27.512	38.552	20.884	1:26.948 (1)	100.74		10:31:25.816

P2 6 GTO Team Abba Racing		Mercedes AMG GT3					
IDEAL LAP TIME :		BEST LAP TIME : 1:27.015		DIFFERENCE :			
D1: Richard NEARY		D2: Ian LOGGIE					
LAP	SECTOR 1	SECTOR 2	SECTOR 3	LAP TIME	MPH	DIFF	TIME OF DAY
1 - D2	OUTLAP			1:37.707	89.65	10.692	10:21:57.093
2 - D2	28.859			1:30.653	96.63	3.638	10:23:27.746
3 - D2	28.276			1:29.031	98.39	2.016	10:24:56.777
4 - D2	27.972			1:29.088	98.32	2.073	10:26:25.865
5 - D2	27.700			1:27.846	99.71	0.831	10:27:53.711
6 - D2	27.338			1:27.015 (1)	100.67		10:29:20.726
7 - D2	27.431			1:27.573 (3)	100.02	0.558	10:30:48.299
8 - D2	27.754			1:27.232 (2)	100.42	0.217	10:32:15.531

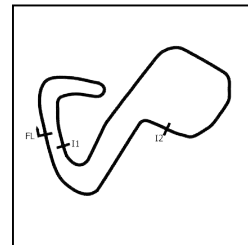
P3 5 GTO CTR Developments			Porsche 935				
IDEAL LAP TIME :		BEST LAP TIME : 1:27.258		DIFFERENCE :			
D1: Richard CHAMBERLAIN							
LAP	SECTOR 1	SECTOR 2	SECTOR 3	LAP TIME	MPH	DIFF	TIME OF DAY
1 - D1	OUTLAP			1:35.090	92.12	7.832	10:22:17.598
2 - D1	28.097			1:27.662	99.92	0.404	10:23:45.260
3 - D1	28.087			1:27.526 (3)	100.08	0.268	10:25:12.786
4 - D1	31.576			1:35.253	91.96	7.995	10:26:48.039
5 - D1	27.605			1:27.258 (1)	100.39		10:28:15.297
6 - D1	27.853			1:27.300 (2)	100.34	0.042	10:29:42.597
7 - D1	27.857			1:27.691	99.89	0.433	10:31:10.288

P4 33 GT3 G-Cat Racing			Porsche 911 GTR GT3				
IDEAL LAP TIME : 1:27.660		BEST LAP TIME : 1:27.674		DIFFERENCE : 0.014			
D1: Shamus JENNINGS		D2: Greg CATON					
LAP	SECTOR 1	SECTOR 2	SECTOR 3	LAP TIME	MPH	DIFF	TIME OF DAY
1 - D2	OUTLAP	41.696	21.616	1:36.427	90.84	8.753	10:21:49.848
2 - D2	28.306	39.791	20.992	1:29.089 (3)	98.32	1.415	10:23:18.937
3 - D2	27.396	39.274	21.017	1:27.687 (2)	99.89	0.013	10:24:46.624
4 - D2	27.394			1:27.674 (1)	99.91		10:26:14.298
5 - D2	27.506	46.072	21.981	1:35.559	91.66	7.885	10:27:49.857
6 - D2	27.570	43.778	IN PIT	2:58.197 P	49.15	1:30.523	10:30:48.054

P5 1 GTO Kendall Developments		Brabham BT62					
IDEAL LAP TIME :		BEST LAP TIME : 1:27.685		DIFFERENCE :			
D1: Paul BAILEY		D2: David BRABHAM (P)					
LAP	SECTOR 1	SECTOR 2	SECTOR 3	LAP TIME	MPH	DIFF	TIME OF DAY
1 - D1	OUTLAP			1:33.553	93.63	5.868	10:22:26.663
2 - D1				1:28.604 (2)	98.86	0.919	10:23:55.267
3 - D1				1:32.105	95.10	4.420	10:25:27.372
4 - D1				1:28.659 (3)	98.80	0.974	10:26:56.031
5 - D1				1:27.685 (1)	99.90		10:28:23.716
6 - D1				1:44.270	84.01	16.585	10:30:07.986

GT Cup Championship

SATURDAY QUALIFYING (GROUP 1) - SECTOR ANALYSIS



SECTOR 1 = FL to I1, SECTOR 2 = I1 to I2, SECTOR 3 = I2 to FL, DIFF = Difference To Personal Best Lap, P = Crossed Finish Line in Pit Lane, D = Time Disallowed

P6		99 GTO	Tim Gray Motorsport	Radical RXC			
IDEAL LAP TIME : 1:28.070		BEST LAP TIME : 1:28.095		DIFFERENCE : 0.025			
D1: Jensen LUNN		D2: Steve BURGESS					
LAP	SECTOR 1	SECTOR 2	SECTOR 3	LAP TIME	MPH	DIFF	TIME OF DAY

1 - D1	OUTLAP			1:36.326	90.93	8.231	10:23:31.818
2 - D1	28.431	40.110	20.929	1:29.470 (3)	97.90	1.375	10:25:01.288
3 - D1	28.165	39.591	20.628	1:28.384 (2)	99.11	0.289	10:26:29.672
4 - D1	27.998	39.444	20.653	1:28.095 (1)	99.43		10:27:57.767
5 - D1	39.469	41.559	21.173	1:42.201	85.71	14.106	10:29:39.968
6 - D1	29.097	43.711	21.900	1:34.708	92.49	6.613	10:31:14.676

P7		3 GTC	Topcats Racing	Lamborghini Super Trofeo				
IDEAL LAP TIME : 1:28.587		BEST LAP TIME : 1:28.895		DIFFERENCE : 0.308				
D1: Warren GILBERT								
LAP	SECTOR 1		SECTOR 2	SECTOR 3	LAP TIME	MPH	DIFF	TIME OF DAY

1 - D1	OUTLAP			1:38.764	88.69	9.869	10:22:38.089
2 - D1	29.001			1:30.967	96.29	2.072	10:24:09.056
3 - D1	28.609	40.918	21.118	1:30.645	96.63	1.750	10:25:39.701
4 - D1	28.524			1:29.582 (3)	97.78	0.687	10:27:09.283
5 - D1	28.281	39.503	21.111	1:28.895 (1)	98.54		10:28:38.178
6 - D1	28.371	44.734	22.502	1:35.607	91.62	6.712	10:30:13.785
7 - D1	28.397			1:29.323 (2)	98.06	0.428	10:31:43.108

P8		7 GTO	National Motorsport Academy		Lotus Evora		
IDEAL LAP TIME :		BEST LAP TIME : 1:30.998		DIFFERENCE :			
D1: Jay SHEPHERD							
LAP	SECTOR 1	SECTOR 2	SECTOR 3	LAP TIME	MPH	DIFF	TIME OF DAY

1 - D1	OUTLAP			1:46.357	82.36	15.359	10:24:06.480
2 - D1	29.518		IN PIT	4:43.652 P	30.88	3:12.654	10:28:50.132
3 - D1	OUTLAP			1:34.332	92.86	3.334	10:30:24.464
4 - D1	28.561			1:30.998 (1)	96.26		10:31:55.462

P9		12 GTC	Team Parker Racing	Porsche 911 GT3 Cup					
IDEAL LAP TIME : 1:30.746		BEST LAP TIME : 1:31.045		DIFFERENCE : 0.299					
D1: Miles RUDMAN									
LAP	SECTOR 1		SECTOR 2		SECTOR 3	LAP TIME	MPH	DIFF	TIME OF DAY

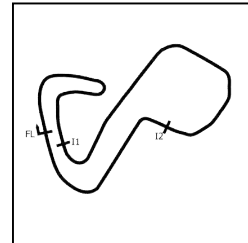
1 - D1	OUTLAP	41.667	21.963	1:39.021	88.46	7.976	10:23:22.874
2 - D1	29.061	40.850	21.711	1:31.622	95.60	0.577	10:24:54.496
3 - D1	28.729	40.585	22.206	1:31.520	95.71	0.475	10:26:26.016
4 - D1	29.028	40.471	21.546	1:31.045 (1)	96.21		10:27:57.061
5 - D1	28.837	40.571	21.914	1:31.322 (3)	95.92	0.277	10:29:28.383
6 - D1	28.926	40.602	21.586	1:31.114 (2)	96.14	0.069	10:30:59.497

P10 72 GTC		Woodrow Motorsport		BMW M3 GTR			
IDEAL LAP TIME :		BEST LAP TIME : 1:32.823		DIFFERENCE :			
D1: Chris MURPHY							
LAP	SECTOR 1	SECTOR 2	SECTOR 3	LAP TIME	MPH	DIFF	TIME OF DAY

1 - D1	OUTLAP		IN PIT	1:55.456 P	75.87	22.633	10:23:29.966
2 - D1	OUTLAP			1:42.078	85.81	9.255	10:25:12.044
3 - D1	29.428			1:34.099	93.09	1.276	10:26:46.143
4 - D1	28.886			1:33.345 (3)	93.84	0.522	10:28:19.488
5 - D1	29.007			1:32.902 (2)	94.29	0.079	10:29:52.390
6 - D1	28.887			1:32.823 (1)	94.37		10:31:25.213

GT Cup Championship

SATURDAY QUALIFYING (GROUP 1) - SECTOR ANALYSIS



SECTOR 1 = FL to I1, SECTOR 2 = I1 to I2, SECTOR 3 = I2 to FL, DIFF = Difference To Personal Best Lap, P = Crossed Finish Line in Pit Lane, D = Time Disallowed

P11 75 GTC		Team Parker Racing		Porsche 911 GT3 Cup			
IDEAL LAP TIME :		BEST LAP TIME : 1:35.645		DIFFERENCE :			
D1: Keith BUSH							
LAP	SECTOR 1	SECTOR 2	SECTOR 3	LAP TIME	MPH	DIFF	TIME OF DAY
1 - D1	OUTLAP			1:45.695	82.87	10.050	10:22:26.529
2 - D1	32.634			1:41.123	86.62	5.478	10:24:07.652
3 - D1	31.942			1:38.714	88.73	3.069	10:25:46.366
4 - D1	31.068			1:36.815	90.48	1.170	10:27:23.181
5 - D1	31.204			1:36.496 (3)	90.77	0.851	10:28:59.677
6 - D1	30.589			1:35.757 (2)	91.47	0.112	10:30:35.434
7 - D1	30.475			1:35.645 (1)	91.58		10:32:11.079

SATURDAY QUALIFYING (GROUP 1) - BEST SECTORS

Printed - 10:38 Saturday, 18 May 2024

GT Cup Championship

SATURDAY QUALIFYING (GROUP 1) - STATISTICS

Competitors Started	11
Planned Start	2024-05-18 @ 10:20:00.000
Actual Start	2024-05-18 @ 10:20:07.759
Finish Time	2024-05-18 @ 10:36:42.530
Track Length	2.4332mi.
Total Laps	70
Total Distance Covered	170.3302mi.

Session Fastest Lap History

NO	CL	NAME	LAP TIME	TIME OF DAY	LAP	VEHICLE
33	GT3	G-Cat Racing G. CATON	1:29.089	10:23:18.963	2	Porsche 911 GTR GT3
5	GTO	CTR Developments R. CHAMBERLAIN	1:27.662	10:23:45.281	2	Porsche 935
5	GTO	CTR Developments R. CHAMBERLAIN	1:27.526	10:25:12.808	3	Porsche 935
2	GTC	Topcats Racing C. GILBERT	1:27.163	10:26:49.375	4	Lamborghini Super Trofeo
6	GTO	Team Abba Racing I. LOGGIE	1:27.015	10:29:20.741	6	Mercedes AMG GT3
2	GTC	Topcats Racing C. GILBERT	1:26.948	10:31:25.834	7	Lamborghini Super Trofeo

Flag History

TYPE	TIME OF DAY
GREEN	10:20:07.759
RED	10:32:17.458
FINISH	10:36:42.530

Flag Statistics

TYPE	COUNT	TOTAL LAPS	TOTAL TIME
Green	1	8	12:09.698
Red	1	0	4:25.072
Safety Car	0	0	0.000
FCY	0	0	0.000

GT Cup Championship

SATURDAY QUALIFYING (GROUP 1) - STATISTICS

CLASS : GT3

1 Starters

Fastest Lap History

NO	NAME	LAP TIME	TIME OF DAY	LAP	VEHICLE
33	G-Cat Racing <i>G. CATON</i>	1:29.089	10:23:18.963	2	Porsche 911 GTR GT3
33	G-Cat Racing <i>G. CATON</i>	1:27.687	10:24:46.651	3	Porsche 911 GTR GT3
33	G-Cat Racing <i>G. CATON</i>	1:27.674	10:26:14.324	4	Porsche 911 GTR GT3

GT Cup Championship

SATURDAY QUALIFYING (GROUP 1) - STATISTICS

CLASS : GTC

5 Starters

Fastest Lap History

NO	NAME	LAP TIME	TIME OF DAY	LAP	VEHICLE
2	Topcats Racing <i>C. GILBERT</i>	1:28.839	10:23:54.597	2	Lamborghini Super Trofeo
2	Topcats Racing <i>C. GILBERT</i>	1:27.616	10:25:22.212	3	Lamborghini Super Trofeo
2	Topcats Racing <i>C. GILBERT</i>	1:27.163	10:26:49.375	4	Lamborghini Super Trofeo
2	Topcats Racing <i>C. GILBERT</i>	1:26.948	10:31:25.834	7	Lamborghini Super Trofeo

GT Cup Championship

SATURDAY QUALIFYING (GROUP 1) - STATISTICS

CLASS : GTO

5 Starters

Fastest Lap History

NO	NAME	LAP TIME	TIME OF DAY	LAP	VEHICLE
6	Team Abba Racing <i>I. LOGGIE</i>	1:30.653	10:23:27.762	2	Mercedes AMG GT3
5	CTR Developments <i>R. CHAMBERLAIN</i>	1:27.662	10:23:45.281	2	Porsche 935
5	CTR Developments <i>R. CHAMBERLAIN</i>	1:27.526	10:25:12.808	3	Porsche 935
5	CTR Developments <i>R. CHAMBERLAIN</i>	1:27.258	10:28:15.318	5	Porsche 935
6	Team Abba Racing <i>I. LOGGIE</i>	1:27.015	10:29:20.741	6	Mercedes AMG GT3

GT Cup Championship

SATURDAY QUALIFYING (GROUP 2) - CLASSIFICATION

POS	NO	CL	PIC	TEAM / DRIVERS	CAR	TIME	ON	LAPS	GAP	DIFF	MPH
1	9	GTH	1	Forsetti Motorsport Matthew HIGGINS / Mikey PORTER (PS)	Aston Martin Vantage GT4	1:31.139	5	5			96.11
2	31*	GTH	2	Team Parker Racing Charles DAWSON / Seb MORRIS	Mercedes AMG GT4	1:32.610	5	5	1.471	1.471	94.58
3	10	GTH	3	Forsetti Motorsport Jodie SLOSS / Rianna O'MEARA-HUNT (PS)	Aston Martin Vantage GT4	1:33.194	7	7	2.055	0.584	93.99
4	25	GTH	4	Driven Performance Engineers Ray HARRIS	Ginetta G55	1:33.362	4	6	2.223	0.168	93.82
5	69	GTH	5	Morpheus Motorsport Stephen WALTON / Chris HART	Mercedes AMG GT4	1:33.377	5	6	2.238	0.015	93.81
6	11	GTH	6	Paddock Motorsport Michael ORANT / Jake POOLE	McLaren Artura GT4	1:33.965	2	6	2.826	0.588	93.22
7	86	GTH	7	SVG Motorsport James TOWNSEND / Leona THEOBALD	Ginetta G56 GT4	1:34.891	2	5	3.752	0.926	92.31
8	96	GTH	8	Morpheus Motorsport Jon CURRIE / Marcus CLUTTON	Mercedes AMG GT4	1:35.160	6	7	4.021	0.269	92.05
9	370	GTA	1	Jolt Racing Rupert WILLIAMS / John INGRAM (PS)	McLaren 570S GT4	1:39.802	6	6	8.663	4.642	87.77

Comments:

No. 31 - 1 Lap time disallowed; exceeding track limits.

Weather / Track : Overcast / Dry

These results are provisional until the conclusion of any judicial and technical matters.

Date: 18/05/2024 Start: 12:35 Finish: 12:49

Brands Hatch GP: 2.4332 miles

Clerk Of Course: Simon Gnana-Pragasam

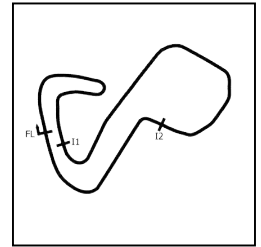
Stewards:

Timekeeper: Richard Lomax



GT Cup Championship

SATURDAY QUALIFYING (GROUP 2) - SECTOR ANALYSIS



SECTOR 1 = FL to I1, SECTOR 2 = I1 to I2, SECTOR 3 = I2 to FL, DIFF = Difference To Personal Best Lap, P = Crossed Finish Line in Pit Lane, D = Time Disallowed

P1		9 GTH	Forsetti Motorsport	Aston Martin Vantage GT4			
IDEAL LAP TIME : 1:31.082		BEST LAP TIME : 1:31.139		DIFFERENCE : 0.057			
D1: Matthew HIGGINS		D2: Mikey PORTER (PS)					
LAP	SECTOR 1	SECTOR 2	SECTOR 3	LAP TIME	MPH	DIFF	TIME OF DAY

1 - D2	29.445			1:33.870 (3)	93.31	2.731	12:38:20.072
2 - D2	28.558			1:31.692 (2)	95.53	0.553	12:39:51.764
3 - D2	37.879		IN PIT	4:47.166 P	30.50	3:16.027	12:44:38.930
4 - D2	OUTLAP			1:37.309	90.02	6.170	12:46:16.239
5 - D2	28.615	40.740	21.784	1:31.139 (1)	96.11		12:47:47.378

P2		31 GTH	Team Parker Racing		Mercedes AMG GT4		
IDEAL LAP TIME : 1:32.573		BEST LAP TIME : 1:32.610		DIFFERENCE : 0.037			
D1: Charles DAWSON		D2: Seb MORRIS					
LAP	SECTOR 1	SECTOR 2	SECTOR 3	LAP TIME	MPH	DIFF	TIME OF DAY

1 - D1	OUTLAP	57.051	25.811	2:01.085	72.34	28.475	12:37:09.754
2 - D1	29.839	41.754	22.518	4:34.444 D	93.07	1.501	12:38:43.865
3 - D1		44.241	22.965	7:36.600 (3)	19.18	6:03.990	12:46:20.465
4 - D1	29.224	41.219	22.256	1:32.699 (2)	94.49	0.089	12:47:53.164
5 - D1	29.098	41.248	22.264	1:32.610 (1)	94.58		12:49:25.774

P3	10 GTH	Forsetti Motorsport	Aston Martin Vantage GT4				
IDEAL LAP TIME :		BEST LAP TIME : 1:33.194		DIFFERENCE :			
D1: Jodie SLOSS		D2: Rianna O'MEARA-HUNT (P)					
LAP	SECTOR 1	SECTOR 2	SECTOR 3	LAP TIME	MPH	DIFF	TIME OF DAY

1 - D1	OUTLAP			1:41.397	86.39	8.203	12:36:48.875
2 - D1	29.172			1:34.139	93.05	0.945	12:38:23.014
3 - D1	28.925			1:33.322 (2)	93.86	0.128	12:39:56.336
4 - D1	36.461		IN PIT	4:47.643 P	30.45	3:14.449	12:44:43.979
5 - D1	OUTLAP			1:44.718	83.65	11.524	12:46:28.697
6 - D1	29.186			1:33.815 (3)	93.37	0.621	12:48:02.512
7 - D1	28.864			1:33.194 (1)	93.99		12:49:35.706

P4		25 GTH	Driven Performance Engineers		Ginetta G55		
IDEAL LAP TIME :		BEST LAP TIME : 1:33.362		DIFFERENCE :			
D1: Ray HARRIS							
LAP	SECTOR 1	SECTOR 2	SECTOR 3	LAP TIME	MPH	DIFF	TIME OF DAY

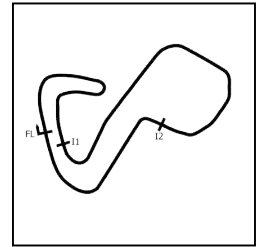
1 - D1	OUTLAP			1:45.832	82.77	12.470	12:38:56.957
2 - D1	29.355		IN PIT	5:50.575 P	24.98	4:17.213	12:44:47.532
3 - D1	OUTLAP			1:42.306	85.62	8.944	12:46:29.838
4 - D1	28.764			1:33.362 (1)	93.82		12:48:03.200
5 - D1	28.827			1:35.841 (3)	91.39	2.479	12:49:39.041
6 - D1	28.894			1:33.757 (2)	93.43	0.395	12:51:12.798

P5		69 GTH	Morpheus Motorsport	Mercedes AMG GT4			
IDEAL LAP TIME : 1:34.377		BEST LAP TIME : 1:33.377		DIFFERENCE : -1.000			
D1: Stephen WALTON		D2: Chris HART					
LAP	SECTOR 1	SECTOR 2	SECTOR 3	LAP TIME	MPH	DIFF	TIME OF DAY

1 - D1	OUTLAP			1:39.939	87.65	6.562	12:37:10.211
2 - D1	29.779			1:34.447 (2)	92.74	1.070	12:38:44.658
3 - D1	29.339	43.330	IN PIT	6:19.299 P	23.09	4:45.922	12:45:03.957
4 - D1	OUTLAP			1:38.252	89.15	4.875	12:46:42.209
5 - D1	29.282			1:33.377 (1)	93.81		12:48:15.586
6 - D1	29.965	42.525	22.570	1:35.060 (3)	92.15	1.683	12:49:50.646

GT Cup Championship

SATURDAY QUALIFYING (GROUP 2) - SECTOR ANALYSIS



SECTOR 1 = FL to I1, SECTOR 2 = I1 to I2, SECTOR 3 = I2 to FL, DIFF = Difference To Personal Best Lap, P = Crossed Finish Line in Pit Lane, D = Time Disallowed

P6 11 GTH Paddock Motorsport			McLaren Artura GT4				
IDEAL LAP TIME :		BEST LAP TIME : 1:33.965		DIFFERENCE :			
D1: Michael ORANT		D2: Jake POOLE					
LAP	SECTOR 1	SECTOR 2	SECTOR 3	LAP TIME	MPH	DIFF	TIME OF DAY
1 - D1	OUTLAP			1:44.339	83.95	10.374	12:36:50.808
2 - D1	29.241			1:33.965 (1)	93.22		12:38:24.773
3 - D1	40.446		IN PIT	6:18.134 P	23.16	4:44.169	12:44:42.907
4 - D1	OUTLAP			1:42.492	85.46	8.527	12:46:25.399
5 - D1	29.352			1:34.573 (2)	92.62	0.608	12:47:59.972
6 - D1	30.028			1:35.263 (3)	91.95	1.298	12:49:35.235

P7 86 GTH SVG Motorsport		Ginetta G56 GT4					
IDEAL LAP TIME :		BEST LAP TIME : 1:34.891		DIFFERENCE :			
D1: James TOWNSEND		D2: Leona THEOBALD					
LAP	SECTOR 1	SECTOR 2	SECTOR 3	LAP TIME	MPH	DIFF	TIME OF DAY
1 - D1	OUTLAP			1:47.666	81.36	12.775	12:36:58.152
2 - D1	29.919			1:34.891 (1)	92.31		12:38:33.043
3 - D1	29.641		IN PIT	6:16.631 P	23.25	4:41.740	12:44:49.674
4 - D1	OUTLAP			1:45.000	83.42	10.109	12:46:34.674
5 - D1	32.081			1:39.928 (2)	87.66	5.037	12:48:14.602

P8 96 GTH Morpheus Motorsport		Mercedes AMG GT4					
IDEAL LAP TIME : 1:34.651		BEST LAP TIME : 1:35.160		DIFFERENCE : 0.509			
D1: Jon CURRIE		D2: Marcus CLUTTON					
LAP	SECTOR 1	SECTOR 2	SECTOR 3	LAP TIME	MPH	DIFF	TIME OF DAY
1 - D1	OUTLAP	48.032	23.609	1:47.986	81.12	12.826	12:37:00.201
2 - D1	29.962	42.349	22.919	1:35.230 (2)	91.98	0.070	12:38:35.431
3 - D1	29.621		IN PIT	6:05.784 P	23.94	4:30.624	12:44:41.215
4 - D1	OUTLAP	43.770	24.246	1:42.908	85.12	7.748	12:46:24.123
5 - D1	30.022	42.316	23.017	1:35.355 (3)	91.86	0.195	12:47:59.478
6 - D1	30.024	42.422	22.714	1:35.160 (1)	92.05		12:49:34.638
7 - D1	29.664	42.812	23.016	1:35.492	91.73	0.332	12:51:10.130

P9 370 GTA Jolt Racing			McLaren 570S GT4				
IDEAL LAP TIME :		BEST LAP TIME : 1:39.802		DIFFERENCE :			
D1: Rupert WILLIAMS		D2: John INGRAM (PS)					
LAP	SECTOR 1	SECTOR 2	SECTOR 3	LAP TIME	MPH	DIFF	TIME OF DAY
1 - D1	OUTLAP			1:58.054	74.20	18.252	12:37:12.183
2 - D1	31.691			1:42.018 (3)	85.86	2.216	12:38:54.201
3 - D1	31.401		IN PIT	5:51.002 P	24.95	4:11.200	12:44:45.203
4 - D1	OUTLAP			1:48.340	80.85	8.538	12:46:33.543
5 - D1	31.549			1:40.555 (2)	87.11	0.753	12:48:14.098
6 - D1	31.109			1:39.802 (1)	87.77		12:49:53.900

GT Cup Championship

SATURDAY QUALIFYING (GROUP 2) - BEST SECTORS

SECTOR 1				SECTOR 2				SECTOR 3				IDEAL / BEST COMPARISON			
POS	NO	NAME	TIME	NO	NAME	TIME	NO	NAME	TIME	POS	NO	NAME	IDEAL	BEST	DIFF
1	9	Forsetti Motorsport	28.558	9	Forsetti Motorsport	40.740	9	Forsetti Motorsport	21.784	1	9	Forsetti Motorsport	1:31.082	1:31.139	0.057
2	25	Driven Performance Engineers	28.764	31	Team Parker Racing	41.219	31	Team Parker Racing	22.256	2	31	Team Parker Racing	1:32.573	1:32.610	0.037
3	10	Forsetti Motorsport	28.864	96	Morpheus Motorsport	42.316	69	Morpheus Motorsport	22.570	3	69	Morpheus Motorsport	1:34.377	1:33.377	-1.000
4	31	Team Parker Racing	29.098	69	Morpheus Motorsport	42.525	96	Morpheus Motorsport	22.714	4	96	Morpheus Motorsport	1:34.651	1:35.160	0.509
5	11	Paddock Motorsport	29.241							5	25	Driven Performance Engineers		1:33.362	
6	69	Morpheus Motorsport	29.282							6	11	Paddock Motorsport		1:33.965	
7	96	Morpheus Motorsport	29.621							7	86	SVG Motorsport		1:34.891	
8	86	SVG Motorsport	29.641							8	10	Forsetti Motorsport		1:33.194	
9	370	Jolt Racing	31.109							9	370	Jolt Racing		1:39.802	

GT Cup Championship

SATURDAY QUALIFYING (GROUP 2) - STATISTICS

Competitors Started	9
Planned Start	2024-05-18 @ 10:40:00.000
Actual Start	2024-05-18 @ 12:35:04.617
Finish Time	2024-05-18 @ 12:49:40.293
Track Length	2.4332mi.
Total Laps	53
Total Distance Covered	128.9643mi.

Session Fastest Lap History

NO	CL	NAME	LAP TIME	TIME OF DAY	LAP	VEHICLE
9	GTH	Forsetti Motorsport <i>M. PORTER (PS)</i>	1:33.870	12:38:20.084	1	Aston Martin Vantage GT4
9	GTH	Forsetti Motorsport <i>M. PORTER (PS)</i>	1:31.692	12:39:51.777	2	Aston Martin Vantage GT4
9	GTH	Forsetti Motorsport <i>M. PORTER (PS)</i>	1:31.139	12:47:47.390	5	Aston Martin Vantage GT4

Flag History

TYPE	TIME OF DAY
GREEN	12:35:04.617
RED	12:39:58.070
GREEN	12:44:38.394
FINISH	12:49:40.293

Flag Statistics

TYPE	COUNT	TOTAL LAPS	TOTAL TIME
Green	2	7	11:38.097
Red	1	0	4:40.323
Safety Car	0	0	0.000
FCY	0	0	0.000

GT Cup Championship

SATURDAY QUALIFYING (GROUP 2) - STATISTICS

CLASS : GTH8 Starters

Fastest Lap History

NO	NAME	LAP TIME	TIME OF DAY	LAP	VEHICLE
9	Forsetti Motorsport <i>M. PORTER (PS)</i>	1:33.870	12:38:20.084	1	Aston Martin Vantage GT4
9	Forsetti Motorsport <i>M. PORTER (PS)</i>	1:31.692	12:39:51.777	2	Aston Martin Vantage GT4
9	Forsetti Motorsport <i>M. PORTER (PS)</i>	1:31.139	12:47:47.390	5	Aston Martin Vantage GT4

GT Cup Championship

SATURDAY QUALIFYING (GROUP 2) - STATISTICS

CLASS : GTA


1 Starters

Fastest Lap History

NO	NAME	LAP TIME	TIME OF DAY	LAP	VEHICLE
370	Jolt Racing <i>R. WILLIAMS</i>	1:42.018	12:38:54.214	2	McLaren 570S GT4
370	Jolt Racing <i>R. WILLIAMS</i>	1:40.555	12:48:14.112	5	McLaren 570S GT4
370	Jolt Racing <i>R. WILLIAMS</i>	1:39.802	12:49:53.916	6	McLaren 570S GT4

GT Cup Championship

RACE 3 - GRID (25 minutes)

ROW 10	19	1:35.645 75 BUSH	20	1:39.802 370 WILLIAMS / INGRAM (PS)
ROW 9	17	1:34.891 86 TOWNSEND / THEOBALD	18	1:35.160 96 CURRIE / CLUTTON
ROW 8	15	1:33.377 69 WALTON / HART	16	1:33.965 11 ORANT / POOLE
ROW 7	13	1:33.194 10 SLOSS / O'MEARA-HUNT (PS)	14	1:33.362 25 HARRIS
ROW 6	11	1:32.610 31 DAWSON / MORRIS	12	1:32.823 72 MURPHY
ROW 5	9	1:31.045 12 RUDMAN	10	1:31.139 9 HIGGINS / PORTER (PS)
ROW 4	7	1:28.895 3 GILBERT	8	1:30.998 7 SHEPHERD
ROW 3	5	1:27.685 1 BAILEY / BRABHAM (P)	6	1:28.095 99 LUNN / BURGESS
ROW 2	3	1:27.258 5 CHAMBERLAIN	4	1:27.674 33 JENNINGS / CATON
ROW 1	1	1:26.948 2 GILBERT / RAWLINGS (PS)	2	1:27.015 6 NEARY / LOGGIE
Pole				
				

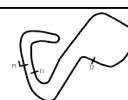
These results are provisional until the conclusion of any judicial and technical matters.

Brands Hatch GP: 2.4332 miles

Clerk Of Course: Simon Gnana-Pragasam

Stewards:

Timekeeper: Richard Lomax



GT Cup Championship

RACE 3 - CLASSIFICATION

Race Distance: 14 Laps / 34.06 miles

POS	NO	CL	PIC	TEAM / DRIVERS	CAR	LAPS	TIME	GAP	DIFF	MPH	BEST	ON	GRD	↑↓
1	2	GTC	1	Topcats Racing Charlotte GILBERT / Tom RAWLINGS (PS)	Lamborghini Super Trofeo	14	20:34.337			99.35	1:27.462	6	1	0
2	6	GTO	1	Team Abba Racing Ian LOGGIE / Richard NEARY	Mercedes AMG GT3	14	20:45.757	11.420	11.420	98.44	1:27.922	8	2	0
3	5	GTO	2	CTR Developments Richard CHAMBERLAIN	Porsche 935	14	20:47.743	13.406	1.986	98.28	1:27.590	8	3	0
4	33	GT3	1	G-Cat Racing Shamus JENNINGS / Greg CATON	Porsche 911 GTR GT3	14	20:54.409	20.072	6.666	97.76	1:28.313	11	4	0
5	1*	GTO	3	Kendall Developments Paul BAILEY / David BRABHAM (P)	Brabham BT62	14	20:54.432	20.095	0.023	97.76	1:28.262	11	5	0
6	3	GTC	2	Topcats Racing Warren GILBERT	Lamborghini Super Trofeo	14	21:06.632	32.295	12.200	96.82	1:28.914	14	7	1
7	12	GTC	3	Team Parker Racing Miles RUDMAN	Porsche 911 GT3 Cup	14	21:22.675	48.338	16.043	95.61	1:30.405	3	9	2
8	9	GTH	1	Forsetti Motorsport Matthew HIGGINS / Mikey PORTER (PS)	Aston Martin Vantage GT4	14	21:33.864	59.527	11.189	94.78	1:31.580	11	10	2
9	25	GTH	2	Driven Performance Engineers Ray HARRIS	Ginetta G55	14	21:48.290	1:13.953	14.426	93.73	1:32.005	2	14	5
10	31	GTH	3	Team Parker Racing Charles DAWSON / Seb MORRIS	Mercedes AMG GT4	14	21:52.538	1:18.201	4.248	93.43	1:32.765	4	11	1
11	69	GTH	4	Morpheus Motorsport Stephen WALTON / Chris HART	Mercedes AMG GT4	14	21:53.604	1:19.267	1.066	93.35	1:32.637	14	15	4
12	10	GTH	5	Forsetti Motorsport Jodie SLOSS / Rianna O'MEARA-HUNT (PS)	Aston Martin Vantage GT4	14	21:56.900	1:22.563	3.296	93.12	1:32.959	6	13	1
13	11	GTH	6	Paddock Motorsport Michael ORANT / Jake POOLE	McLaren Artura GT4	14	22:07.566	1:33.229	10.666	92.37	1:33.572	4	16	3
14	96	GTH	7	Morpheus Motorsport Jon CURRIE / Marcus CLUTTON	Mercedes AMG GT4	13	20:43.396	1 Lap	1 Lap	91.58	1:34.263	13	18	4
15	72	GTC	4	Woodrow Motorsport Chris MURPHY	BMW M3 GTR	13	20:44.409	1 Lap	1.013	91.51	1:34.467	13	12	-3
16	86	GTH	8	SVG Motorsport James TOWNSEND / Leona THEOBALD	Ginetta G56 GT4	13	20:55.806	1 Lap	11.397	90.68	1:35.118	9	17	1
17	75	GTC	5	Team Parker Racing Keith BUSH	Porsche 911 GT3 Cup	13	21:08.031	1 Lap	12.225	89.80	1:34.984	7	19	2
18	370	GTA	1	Jolt Racing Rupert WILLIAMS / John INGRAM (PS)	McLaren 570S GT4	13	21:28.115	1 Lap	20.084	88.40	1:36.287	13	20	2
19	7	GTO	4	National Motorsport Academy Jay SHEPHERD	Lotus Evora	12	18:36.962	2 Laps	1 Lap	94.11	1:28.733	7	8	-11

NOT STARTED

NS	99	GTO		Tim Gray Motorsport Jensen LUNN / Steve BURGESS	Radical RXC									
----	----	-----	--	---	-------------	--	--	--	--	--	--	--	--	--

FASTEST LAP

2	GTC	Topcats Racing Charlotte GILBERT / Tom RAWLINGS (PS)	Lamborghini Super Trofeo	6	1:27.462	100.15 mph	161.18 kph
5	GTO	CTR Developments Richard CHAMBERLAIN	Porsche 935	8	1:27.590	100.00 mph	160.94 kph
33	GT3	G-Cat Racing Shamus JENNINGS / Greg CATON	Porsche 911 GTR GT3	11	1:28.313	99.19 mph	159.63 kph
9	GTH	Forsetti Motorsport Matthew HIGGINS / Mikey PORTER (PS)	Aston Martin Vantage GT4	11	1:31.580	95.65 mph	153.93 kph
370	GTA	Jolt Racing Rupert WILLIAMS / John INGRAM (PS)	McLaren 570S GT4	13	1:36.287	90.97 mph	146.41 kph

Comments:

*Car 1 requires a working transponder - Regulation Q12.8.1 refers.

Weather / Track : Overcast / Dry

These results are provisional until the conclusion of any judicial and technical matters.

Date: 18/05/2024 Start: 14:31 Finish: 14:51

Brands Hatch GP: 2.4332 miles

Clerk Of Course: Simon Gnana-Pragasam

Stewards:

Timekeeper: Richard Lomax



GT Cup Championship

RACE 3 - LAP CHART

LAP 1 @ 14:32:41.818			LAP 2 @ 14:34:09.901			LAP 3 @ 14:35:37.937			LAP 4 @ 14:37:06.187			LAP 5 @ 14:38:34.057		
NO	BEHIND	LAP TIME	NO	BEHIND	LAP TIME	NO	BEHIND	LAP TIME	NO	BEHIND	LAP TIME	NO	BEHIND	LAP TIME
2		1:30.233	2		1:28.083	2		1:28.036	2		1:28.250	2		1:27.870
6	1.176	1:31.409	6	2.730	1:29.637	6	3.933	1:29.239	6	5.201	1:29.518	6	5.511	1:28.180
5	2.458	1:32.691	5	3.406	1:29.031	5	4.678	1:29.308	5	5.365	1:28.937	5	5.689	1:28.194
33	4.148	1:34.381	33	5.489	1:29.424	33	6.758	1:29.305	33	8.168	1:29.660	33	9.203	1:28.905
1	5.090	1:35.323	1	6.443	1:29.436	1	7.365	1:28.958	1	8.354	1:29.239	1	9.385	1:28.901
7	6.191	1:36.424	7	8.265	1:30.157	7	9.922	1:29.693	7	11.323	1:29.651	7	12.722	1:29.269
3	8.373	1:38.606	3	11.058	1:30.768	3	13.818	1:30.796	3	15.692	1:30.124	3	17.569	1:29.747
12	8.903	1:39.136	12	12.211	1:31.391	12	14.580	1:30.405	12	17.041	1:30.711	12	19.861	1:30.690
9	9.662	1:39.895	9	13.512	1:31.933	9	17.342	1:31.866	9	20.862	1:31.770	9	24.667	1:31.675
25	10.605	1:40.838	25	14.527	1:32.005	25	18.799	1:32.308	25	22.870	1:32.321	25	27.256	1:32.256
69	11.313	1:41.546	69	16.445	1:33.215	69	21.425	1:33.016	69	26.118	1:32.943	69	31.288	1:33.040
31	11.745	1:41.978	31	16.990	1:33.328	31	22.018	1:33.064	31	26.533	1:32.765	31	31.500	1:32.837
10	12.865	1:43.098	10	18.395	1:33.613	10	23.658	1:33.299	10	28.510	1:33.102	10	33.701	1:33.061
11	13.475	1:43.708	11	19.191	1:33.799	11	24.860	1:33.705	11	30.182	1:33.572	11	35.930	1:33.618
72	14.298	1:44.531	72	20.985	1:34.770	72	27.870	1:34.921	72	34.583	1:34.963	72	41.354	1:34.641
96	14.800	1:45.033	96	21.581	1:34.864	96	28.500	1:34.955	96	35.203	1:34.953	96	42.177	1:34.844
86	15.621	1:45.854	86	24.217	1:36.679	86	32.952	1:36.771	86	41.363	1:36.661	86	49.186	1:35.693
370	18.827	1:49.060	75	28.809	1:37.612	75	37.601	1:36.828	75	45.520	1:36.169	75	54.129	1:36.479
75	19.280	1:49.513	370	30.113	1:39.369	370	41.139	1:39.062	370	52.065	1:39.176	370	1:02.466	1:38.271

GT Cup Championship

RACE 3 - LAP CHART

LAP 6 @ 14:40:01.519			LAP 7 @ 14:41:29.052			LAP 8 @ 14:42:56.542			LAP 9 @ 14:44:24.431			LAP 10 @ 14:45:52.109		
NO	BEHIND	LAP TIME	NO	BEHIND	LAP TIME	NO	BEHIND	LAP TIME	NO	BEHIND	LAP TIME	NO	BEHIND	LAP TIME
2		1:27.462	2		1:27.533	2		1:27.490	2		1:27.889	2		1:27.678
6	6.209	1:28.160	6	6.889	1:28.213	6	7.321	1:27.922	370	1 Lap	1:37.893	6	9.992	1:29.211
5	6.469	1:28.242	5	7.370	1:28.434	5	7.470	1:27.590	6	8.459	1:29.027	5	10.224	1:29.149
33	10.767	1:29.026	33	12.196	1:28.962	33	14.213	1:29.507	5	8.753	1:29.172	33	17.326	1:29.299
1	10.901	1:28.978	1	12.253	1:28.885	1	14.538	1:29.774	33	15.705	1:29.381	1	17.568	1:29.248
7	14.286	1:29.026	7	15.486	1:28.733	3	24.607	1:30.093	1	15.998	1:29.349	370	1 Lap	1:39.685
3	20.217	1:30.110	3	22.004	1:29.320	12	30.554	1:31.477	3	26.690	1:29.972	3	28.698	1:29.686
12	23.072	1:30.673	12	26.567	1:31.028	9	37.491	1:31.931	12	33.222	1:30.557	12	36.754	1:31.210
9	28.831	1:31.626	9	33.050	1:31.752	25	43.319	1:33.114	9	41.578	1:31.976	9	45.718	1:31.818
25	32.313	1:32.519	25	37.695	1:32.915	31	49.036	1:33.724	25	48.497	1:33.067	25	53.856	1:33.037
69	36.752	1:32.926	69	42.610	1:33.391	69	49.326	1:34.206	31	54.370	1:33.223	7	56.828	1:29.987
31	37.261	1:33.223	31	42.802	1:33.074	7	49.512	2:01.516 P	7	54.519	1:32.896	31	59.861	1:33.169
10	39.198	1:32.959	10	44.965	1:33.300	10	50.978	1:33.503	69	54.732	1:33.295	69	1:00.771	1:33.717
11	42.756	1:34.288	11	49.560	1:34.337	11	56.500	1:34.430	10	56.965	1:33.876	10	1:02.584	1:33.297
72	49.185	1:35.293	72	57.063	1:35.411	72	1:04.828	1:35.255	11	1:02.423	1:33.812	11	1:09.039	1:34.294
96	49.449	1:34.734	96	57.424	1:35.508	96	1:05.095	1:35.161	72	1:11.823	1:34.884	72	1:18.718	1:34.573
86	57.564	1:35.840	86	1:05.914	1:35.883	86	1:13.673	1:35.249	96	1:12.140	1:34.934	96	1:19.237	1:34.775
75	1:03.211	1:36.544	75	1:10.662	1:34.984	75	1:18.784	1:35.612	86	1:20.902	1:35.118			
370	1:13.983	1:38.979	370	1:24.289	1:37.839				75	1:27.097	1:36.202			

GT Cup Championship

RACE 3 - LAP CHART

LAP 11 @ 14:47:20.646			LAP 12 @ 14:48:48.618			LAP 13 @ 14:50:17.803			LAP 14 @ 14:51:45.922		
NO	BEHIND	LAP TIME	NO	BEHIND	LAP TIME	NO	BEHIND	LAP TIME	NO	BEHIND	LAP TIME
2		1:28.537	2		1:27.972	2		1:29.185	2		1:28.119
86	1 Lap	1:35.566	86	1 Lap	1:35.290	96	1 Lap	1:34.802	96	1 Lap	1:34.263
75	1 Lap	1:37.129	6	10.517	1:28.696	72	1 Lap	1:36.100	72	1 Lap	1:34.467
6	9.793	1:28.338	5	11.234	1:29.065	6	10.518	1:29.186	6	11.420	1:29.021
5	10.141	1:28.454	75	1 Lap	1:37.671	5	10.814	1:28.765	5	13.406	1:30.711
33	17.102	1:28.313	33	18.059	1:28.929	86	1 Lap	1:35.625	33	20.072	1:29.782
1	17.293	1:28.262	1	18.252	1:28.931	33	18.409	1:29.535	1	20.095	1:29.615
370	1 Lap	1:37.510	3	31.352	1:29.868	1	18.599	1:29.532	86	1 Lap	1:35.577
3	29.456	1:29.295	370	1 Lap	1:38.210	75	1 Lap	1:37.379	3	32.295	1:28.914
12	39.100	1:30.883	12	41.830	1:30.702	3	31.500	1:29.333	75	1 Lap	1:35.909
9	48.761	1:31.580	9	52.875	1:32.086	12	44.997	1:32.352	12	48.338	1:31.460
7	58.194	1:29.903	7	59.929	1:29.707	370	1 Lap	1:36.774	370	1 Lap	1:36.287
25	59.241	1:33.922	25	1:04.342	1:33.073	9	55.653	1:31.963	9	59.527	1:31.993
31	1:04.379	1:33.055	31	1:09.234	1:32.827	25	1:08.595	1:33.438	25	1:13.953	1:33.477
69	1:05.394	1:33.160	69	1:10.425	1:33.003	31	1:13.243	1:33.194	31	1:18.201	1:33.077
10	1:07.332	1:33.285	10	1:12.640	1:33.280	69	1:14.749	1:33.509	69	1:19.267	1:32.637
11	1:15.210	1:34.708	11	1:21.796	1:34.558	10	1:16.779	1:33.324	10	1:22.563	1:33.903
72	1:24.781	1:34.600				11	1:27.109	1:34.498	11	1:33.229	1:34.239
96	1:25.270	1:34.570									

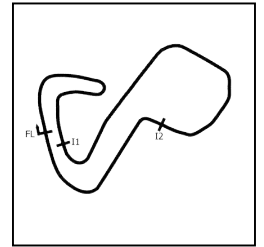
GT Cup Championship

RACE 3 - POSITION CHART

No	Name	Lap														
		Pos	1	2	3	4	5	6	7	8	9	10	11	12	13	14
2	Topcats Racing	1	2	2	2	2	2	2	2	2	2	2	2	2	2	2
6	Team Abba Racing	2	6	6	6	6	6	6	6	6	6	6	6	6	6	6
5	CTR Developments	3	5	5	5	5	5	5	5	5	5	5	5	5	5	5
33	G-Cat Racing	4	33	33	33	33	33	33	33	33	33	33	33	33	33	33
1	Kendall Developments	5	1	1	1	1	1	1	1	1	1	1	1	1	1	1
99	Tim Gray Motorsport	6	7	7	7	7	7	7	7	3	3	3	3	3	3	3
3	Topcats Racing	7	3	3	3	3	3	3	3	12	12	12	12	12	12	12
7	National Motorsport Aca	8	12	12	12	12	12	12	12	9	9	9	9	9	9	9
12	Team Parker Racing	9	9	9	9	9	9	9	9	25	25	25	7	7	25	25
9	Forsetti Motorsport	10	25	25	25	25	25	25	25	31	31	7	25	25	31	31
31	Team Parker Racing	11	69	69	69	69	69	69	69	69	7	31	31	31	69	69
72	Woodrow Motorsport	12	31	31	31	31	31	31	31	7	69	69	69	69	10	10
10	Forsetti Motorsport	13	10	10	10	10	10	10	10	10	10	10	10	10	11	11
25	Driven Performance Eng	14	11	11	11	11	11	11	11	11	11	11	11	11	96	
69	Morpheus Motorsport	15	72	72	72	72	72	72	72	72	72	72	72	96	72	
11	Paddock Motorsport	16	96	96	96	96	96	96	96	96	96	96	96	72	86	
86	SVG Motorsport	17	86	86	86	86	86	86	86	86	86	86	86	86	75	
96	Morpheus Motorsport	18	370	75	75	75	75	75	75	75	75	75	75	75	370	
75	Team Parker Racing	19	75	370	370	370	370	370	370	370	370	370	370	370		
370	Jolt Racing	20														

GT Cup Championship

RACE 3 - SECTOR ANALYSIS



SECTOR 1 = FL to I1, SECTOR 2 = I1 to I2, SECTOR 3 = I2 to FL, DIFF = Difference To Personal Best Lap, P = Crossed Finish Line in Pit Lane, D = Time Disallowed

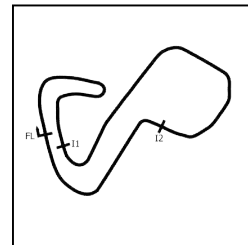
P1 2 GTC Topcats Racing			Lamborghini Super Trofeo				
IDEAL LAP TIME : 1:27.391		BEST LAP TIME : 1:27.462		DIFFERENCE : 0.071			
D1: Charlotte GILBERT		D2: Tom RAWLINGS (PS)					
LAP	SECTOR 1	SECTOR 2	SECTOR 3	LAP TIME	MPH	DIFF	TIME OF DAY
1 - D1		39.812	21.201	1:30.233	97.08	2.771	14:32:41.818
2 - D1	27.723	39.339	21.021	1:28.083	99.44	0.621	14:34:09.901
3 - D1	27.764	39.152	21.120	1:28.036	99.50	0.574	14:35:37.937
4 - D1	28.165	39.192	20.893	1:28.250	99.26	0.788	14:37:06.187
5 - D1	27.900	38.983	20.987	1:27.870	99.69	0.408	14:38:34.057
6 - D1	27.702	38.886	20.874	1:27.462 (1)	100.15		14:40:01.519
7 - D1	27.704			1:27.533 (3)	100.07	0.071	14:41:29.052
8 - D1	27.773	38.914	20.803	1:27.490 (2)	100.12	0.028	14:42:56.542
9 - D1	27.892			1:27.889	99.66	0.427	14:44:24.431
10 - D1	27.745			1:27.678	99.90	0.216	14:45:52.109
11 - D1	28.634	38.889	21.014	1:28.537	98.93	1.075	14:47:20.646
12 - D1	27.863			1:27.972	99.57	0.510	14:48:48.618
13 - D1	27.983	40.164	21.038	1:29.185	98.22	1.723	14:50:17.803
14 - D1	27.849	39.256	21.014	1:28.119	99.40	0.657	14:51:45.922

P2 6 GTO Team Abba Racing			Mercedes AMG GT3				
IDEAL LAP TIME :		BEST LAP TIME : 1:27.922		DIFFERENCE :			
D1: Ian LOGGIE		D2: Richard NEARY					
LAP	SECTOR 1	SECTOR 2	SECTOR 3	LAP TIME	MPH	DIFF	TIME OF DAY
1 - D1				1:31.409	95.83	3.487	14:32:42.994
2 - D1	28.336			1:29.637	97.72	1.715	14:34:12.631
3 - D1	28.274			1:29.239	98.16	1.317	14:35:41.870
4 - D1	28.556			1:29.518	97.85	1.596	14:37:11.388
5 - D1	27.773			1:28.180 (3)	99.34	0.258	14:38:39.568
6 - D1	27.765			1:28.160 (2)	99.36	0.238	14:40:07.728
7 - D1	28.073			1:28.213	99.30	0.291	14:41:35.941
8 - D1	27.793			1:27.922 (1)	99.63		14:43:03.863
9 - D1	28.401			1:29.027	98.39	1.105	14:44:32.890
10 - D1	28.561			1:29.211	98.19	1.289	14:46:02.101
11 - D1	28.272			1:28.338	99.16	0.416	14:47:30.439
12 - D1	28.806			1:28.696	98.76	0.774	14:48:59.135
13 - D1	28.199			1:29.186	98.21	1.264	14:50:28.321
14 - D1	28.193			1:29.021	98.40	1.099	14:51:57.342

P3 5 GTO CTR Developments			Porsche 935				
IDEAL LAP TIME :		BEST LAP TIME : 1:27.590		DIFFERENCE :			
D1: Richard CHAMBERLAIN							
LAP	SECTOR 1	SECTOR 2	SECTOR 3	LAP TIME	MPH	DIFF	TIME OF DAY
1 - D1				1:32.691	94.50	5.101	14:32:44.276
2 - D1	28.570			1:29.031	98.39	1.441	14:34:13.307
3 - D1	28.811			1:29.308	98.08	1.718	14:35:42.615
4 - D1	28.320			1:28.937	98.49	1.347	14:37:11.552
5 - D1	28.413			1:28.194 (2)	99.32	0.604	14:38:39.746
6 - D1	28.359			1:28.242 (3)	99.27	0.652	14:40:07.988
7 - D1	28.562			1:28.434	99.05	0.844	14:41:36.422
8 - D1	28.146			1:27.590 (1)	100.00		14:43:04.012
9 - D1	28.744			1:29.172	98.23	1.582	14:44:33.184
10 - D1	28.714			1:29.149	98.26	1.559	14:46:02.333
11 - D1	28.577			1:28.454	99.03	0.864	14:47:30.787
12 - D1	28.828			1:29.065	98.35	1.475	14:48:59.852
13 - D1	28.250			1:28.765	98.68	1.175	14:50:28.617
14 - D1	28.606			1:30.711	96.56	3.121	14:51:59.328

GT Cup Championship

RACE 3 - SECTOR ANALYSIS



SECTOR 1 = FL to I1, SECTOR 2 = I1 to I2, SECTOR 3 = I2 to FL, DIFF = Difference To Personal Best Lap, P = Crossed Finish Line in Pit Lane, D = Time Disallowed

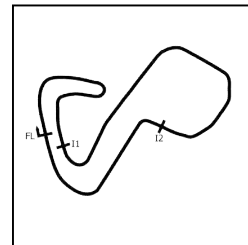
P4 33 GT3 G-Cat Racing			Porsche 911 GTR GT3				
IDEAL LAP TIME : 1:28.423		BEST LAP TIME : 1:28.313		DIFFERENCE : -0.110			
D1: Shamus JENNINGS		D2: Greg CATON					
LAP	SECTOR 1	SECTOR 2	SECTOR 3	LAP TIME	MPH	DIFF	TIME OF DAY
1 - D1		41.204	21.280	1:34.381	92.81	6.068	14:32:45.966
2 - D1	28.262	40.007	21.155	1:29.424	97.95	1.111	14:34:15.390
3 - D1	28.185	39.880	21.240	1:29.305	98.08	0.992	14:35:44.695
4 - D1	28.240	40.163	21.257	1:29.660	97.70	1.347	14:37:14.355
5 - D1	27.818	39.830	21.257	1:28.905 (2)	98.53	0.592	14:38:43.260
6 - D1	27.816	39.973	21.237	1:29.026	98.39	0.713	14:40:12.286
7 - D1	28.073	39.727	21.162	1:28.962	98.46	0.649	14:41:41.248
8 - D1	28.672	39.790	21.045	1:29.507	97.86	1.194	14:43:10.755
9 - D1	28.166	39.889	21.326	1:29.381	98.00	1.068	14:44:40.136
10 - D1	27.940	39.832	21.527	1:29.299	98.09	0.986	14:46:09.435
11 - D1	27.948			1:28.313 (1)	99.19		14:47:37.748
12 - D1	28.151	39.607	21.171	1:28.929 (3)	98.50	0.616	14:49:06.677
13 - D1	28.453	40.082	21.000	1:29.535	97.83	1.222	14:50:36.212
14 - D1	28.269	40.087	21.426	1:29.782	97.56	1.469	14:52:05.994

P5 1 GTO		Kendall Developments		Brabham BT62			
IDEAL LAP TIME :		BEST LAP TIME : 1:28.262		DIFFERENCE :			
D1: Paul BAILEY		D2: David BRABHAM (P)					
LAP	SECTOR 1	SECTOR 2	SECTOR 3	LAP TIME	MPH	DIFF	TIME OF DAY
1 - D1				1:35.323	91.89	7.061	14:32:46.908
2 - D1				1:29.436	97.94	1.174	14:34:16.344
3 - D1				1:28.958	98.47	0.696	14:35:45.302
4 - D1				1:29.239	98.16	0.977	14:37:14.541
5 - D1				1:28.901 (3)	98.53	0.639	14:38:43.442
6 - D1				1:28.978	98.44	0.716	14:40:12.420
7 - D1				1:28.885 (2)	98.55	0.623	14:41:41.305
8 - D1				1:29.774	97.57	1.512	14:43:11.080
9 - D1				1:29.349	98.04	1.087	14:44:40.429
10 - D1				1:29.248	98.15	0.986	14:46:09.677
11 - D1				1:28.262 (1)	99.24		14:47:37.939
12 - D1				1:28.931	98.50	0.669	14:49:06.870
13 - D1				1:29.532	97.84	1.270	14:50:36.402
14 - D1				1:29.615	97.74	1.353	14:52:06.017

P6 3 GTC Topcats Racing			Lamborghini Super Trofeo				
IDEAL LAP TIME : 1:28.634		BEST LAP TIME : 1:28.914		DIFFERENCE : 0.280			
D1: Warren GILBERT							
LAP	SECTOR 1	SECTOR 2	SECTOR 3	LAP TIME	MPH	DIFF	TIME OF DAY
1 - D1				1:38.606	88.83	9.692	14:32:50.191
2 - D1	28.937			1:30.768	96.50	1.854	14:34:20.959
3 - D1	28.798	40.555	21.443	1:30.796	96.47	1.882	14:35:51.755
4 - D1	28.957	39.976	21.191	1:30.124	97.19	1.210	14:37:21.879
5 - D1	28.608	39.906	21.233	1:29.747	97.60	0.833	14:38:51.626
6 - D1	28.522	40.338	21.250	1:30.110	97.21	1.196	14:40:21.736
7 - D1	28.260	39.891	21.169	1:29.320 (3)	98.07	0.406	14:41:51.056
8 - D1	28.823			1:30.093	97.23	1.179	14:43:21.149
9 - D1	28.484			1:29.972	97.36	1.058	14:44:51.121
10 - D1	28.595			1:29.686	97.67	0.772	14:46:20.807
11 - D1	28.315	39.996	20.984	1:29.295 (2)	98.10	0.381	14:47:50.102
12 - D1	29.038	39.823	21.007	1:29.868	97.47	0.954	14:49:19.970
13 - D1	28.582			1:29.333	98.05	0.419	14:50:49.303
14 - D1	28.260	39.390	21.264	1:28.914 (1)	98.52		14:52:18.217

GT Cup Championship

RACE 3 - SECTOR ANALYSIS



SECTOR 1 = FL to I1, SECTOR 2 = I1 to I2, SECTOR 3 = I2 to FL, DIFF = Difference To Personal Best Lap, P = Crossed Finish Line in Pit Lane, D = Time Disallowed

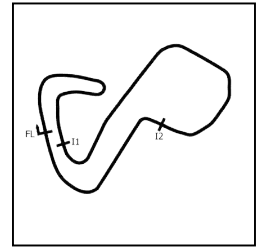
P7 12 GTC Team Parker Racing				Porsche 911 GT3 Cup			
IDEAL LAP TIME : 1:30.202		BEST LAP TIME : 1:30.405		DIFFERENCE : 0.203			
D1: Miles RUDMAN							
LAP	SECTOR 1	SECTOR 2	SECTOR 3	LAP TIME	MPH	DIFF	TIME OF DAY
1 - D1				1:39.136	88.36	8.731	14:32:50.721
2 - D1	28.686	40.847	21.858	1:31.391	95.85	0.986	14:34:22.112
3 - D1	28.507	40.412	21.486	1:30.405 (1)	96.89		14:35:52.517
4 - D1	28.681	40.454	21.576	1:30.711	96.56	0.306	14:37:23.228
5 - D1	28.925	40.286	21.479	1:30.690	96.59	0.285	14:38:53.918
6 - D1	28.632	40.608	21.433	1:30.673 (3)	96.60	0.268	14:40:24.591
7 - D1	28.853	40.624	21.551	1:31.028	96.23	0.623	14:41:55.619
8 - D1	28.951	40.674	21.852	1:31.477	95.76	1.072	14:43:27.096
9 - D1	28.856	40.262	21.439	1:30.557 (2)	96.73	0.152	14:44:57.653
10 - D1	29.037	40.505	21.668	1:31.210	96.04	0.805	14:46:28.863
11 - D1	28.846	40.519	21.518	1:30.883	96.38	0.478	14:47:59.746
12 - D1	28.651	40.469	21.582	1:30.702	96.57	0.297	14:49:30.448
13 - D1	28.890	41.254	22.208	1:32.352	94.85	1.947	14:51:02.800
14 - D1	28.898	40.853	21.709	1:31.460	95.77	1.055	14:52:34.260

P8 9 GTH Forsetti Motorsport			Aston Martin Vantage GT4				
IDEAL LAP TIME : 1:31.354		BEST LAP TIME : 1:31.580		DIFFERENCE : 0.226			
D1: Matthew HIGGINS		D2: Mikey PORTER (PS)					
LAP	SECTOR 1	SECTOR 2	SECTOR 3	LAP TIME	MPH	DIFF	TIME OF DAY
1 - D2				1:39.895	87.69	8.315	14:32:51.480
2 - D2	28.861	41.040	22.032	1:31.933	95.28	0.353	14:34:23.413
3 - D2	28.858	41.066	21.942	1:31.866	95.35	0.286	14:35:55.279
4 - D2	28.757	40.939	22.074	1:31.770	95.45	0.190	14:37:27.049
5 - D2	28.813	40.958	21.904	1:31.675 (3)	95.55	0.095	14:38:58.724
6 - D2	28.725	40.943	21.958	1:31.626 (2)	95.60	0.046	14:40:30.350
7 - D2	28.856	40.968	21.928	1:31.752	95.47	0.172	14:42:02.102
8 - D2	28.964	40.873	22.094	1:31.931	95.28	0.351	14:43:34.033
9 - D2	28.944	40.945	22.087	1:31.976	95.24	0.396	14:45:06.009
10 - D2	29.045	40.725	22.048	1:31.818	95.40	0.238	14:46:37.827
11 - D2	28.869	40.800	21.911	1:31.580 (1)	95.65		14:48:09.407
12 - D2	29.033	40.909	22.144	1:32.086	95.12	0.506	14:49:41.493
13 - D2	28.966			1:31.963	95.25	0.383	14:51:13.456
14 - D2	29.042	40.956	21.995	1:31.993	95.22	0.413	14:52:45.449

P9 25 GTH Driven Performance Engineers				Ginetta G55			
IDEAL LAP TIME : 1:31.981		BEST LAP TIME : 1:32.005		DIFFERENCE : 0.024			
D1: Ray HARRIS							
LAP	SECTOR 1	SECTOR 2	SECTOR 3	LAP TIME	MPH	DIFF	TIME OF DAY
1 - D1				1:40.838	86.87	8.833	14:32:52.423
2 - D1	28.827	41.168	22.010	1:32.005 (1)	95.21		14:34:24.428
3 - D1	28.803			1:32.308 (3)	94.89	0.303	14:35:56.736
4 - D1	28.808			1:32.321	94.88	0.316	14:37:29.057
5 - D1	28.972			1:32.256 (2)	94.95	0.251	14:39:01.313
6 - D1	28.860			1:32.519	94.68	0.514	14:40:33.832
7 - D1	29.129			1:32.915	94.27	0.910	14:42:06.747
8 - D1	28.979			1:33.114	94.07	1.109	14:43:39.861
9 - D1	29.034			1:33.067	94.12	1.062	14:45:12.928
10 - D1	29.025			1:33.037	94.15	1.032	14:46:45.965
11 - D1	29.239			1:33.922	93.26	1.917	14:48:19.887
12 - D1	29.102			1:33.073	94.11	1.068	14:49:52.960
13 - D1	29.162			1:33.438	93.75	1.433	14:51:26.398
14 - D1	29.189			1:33.477	93.71	1.472	14:52:59.875

GT Cup Championship

RACE 3 - SECTOR ANALYSIS



SECTOR 1 = FL to I1, SECTOR 2 = I1 to I2, SECTOR 3 = I2 to FL, DIFF = Difference To Personal Best Lap, P = Crossed Finish Line in Pit Lane, D = Time Disallowed

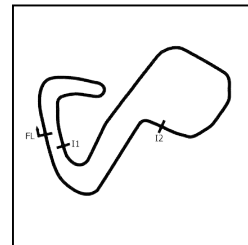
P10 31 GTH Team Parker Racing				Mercedes AMG GT4			
IDEAL LAP TIME : 1:32.368		BEST LAP TIME : 1:32.765		DIFFERENCE : 0.397			
D1: Charles DAWSON		D2: Seb MORRIS					
LAP	SECTOR 1	SECTOR 2	SECTOR 3	LAP TIME	MPH	DIFF	TIME OF DAY
1 - D1		42.720	22.371	1:41.978	85.89	9.213	14:32:53.563
2 - D1	29.511	41.373	22.444	1:33.328	93.86	0.563	14:34:26.891
3 - D1	29.408	41.322	22.334	1:33.064	94.12	0.299	14:35:59.955
4 - D1	29.215	41.338	22.212	1:32.765 (1)	94.43		14:37:32.720
5 - D1	29.404	41.241	22.192	1:32.837 (3)	94.35	0.072	14:39:05.557
6 - D1	29.692	41.310	22.221	1:33.223	93.96	0.458	14:40:38.780
7 - D1	29.449	41.111	22.514	1:33.074	94.11	0.309	14:42:11.854
8 - D1	29.813	41.480	22.431	1:33.724	93.46	0.959	14:43:45.578
9 - D1	29.598	41.350	22.275	1:33.223	93.96	0.458	14:45:18.801
10 - D1	29.932	41.114	22.123	1:33.169	94.02	0.404	14:46:51.970
11 - D1	29.577	41.144	22.334	1:33.055	94.13	0.290	14:48:25.025
12 - D1	29.468	41.234	22.125	1:32.827 (2)	94.36	0.062	14:49:57.852
13 - D1	29.542	41.030	22.622	1:33.194	93.99	0.429	14:51:31.046
14 - D1	29.373	41.352	22.352	1:33.077	94.11	0.312	14:53:04.123

P11 69 GTH Morpheus Motorsport				Mercedes AMG GT4			
IDEAL LAP TIME : 1:32.791		BEST LAP TIME : 1:32.637		DIFFERENCE : -0.154			
D1: Stephen WALTON		D2: Chris HART					
LAP	SECTOR 1	SECTOR 2	SECTOR 3	LAP TIME	MPH	DIFF	TIME OF DAY
1 - D1				1:41.546	86.26	8.909	14:32:53.131
2 - D1	29.537	41.431	22.247	1:33.215	93.97	0.578	14:34:26.346
3 - D1	29.285			1:33.016	94.17	0.379	14:35:59.362
4 - D1	29.225			1:32.943 (3)	94.24	0.306	14:37:32.305
5 - D1	29.256			1:33.040	94.15	0.403	14:39:05.345
6 - D1	29.398			1:32.926 (2)	94.26	0.289	14:40:38.271
7 - D1	29.270			1:33.391	93.79	0.754	14:42:11.662
8 - D1	30.258			1:34.206	92.98	1.569	14:43:45.868
9 - D1	29.562	41.484	22.249	1:33.295	93.89	0.658	14:45:19.163
10 - D1	29.816			1:33.717	93.47	1.080	14:46:52.880
11 - D1	29.387	41.468	22.305	1:33.160	94.03	0.523	14:48:26.040
12 - D1	29.317	41.319	22.367	1:33.003	94.18	0.366	14:49:59.043
13 - D1	29.622			1:33.509	93.67	0.872	14:51:32.552
14 - D1	29.296			1:32.637 (1)	94.56		14:53:05.189

P12 10 GTH Forsetti Motorsport				Aston Martin Vantage GT4			
IDEAL LAP TIME : 1:32.893		BEST LAP TIME : 1:32.959		DIFFERENCE : 0.066			
D1: Jodie SLOSS		D2: Rianna O'MEARA-HUNT (P)					
LAP	SECTOR 1	SECTOR 2	SECTOR 3	LAP TIME	MPH	DIFF	TIME OF DAY
1 - D1				1:43.098	84.96	10.139	14:32:54.683
2 - D1	29.251			1:33.613	93.57	0.654	14:34:28.296
3 - D1	29.056			1:33.299	93.88	0.340	14:36:01.595
4 - D1	29.141	41.708	22.253	1:33.102 (3)	94.08	0.143	14:37:34.697
5 - D1	29.107			1:33.061 (2)	94.13	0.102	14:39:07.758
6 - D1	29.023			1:32.959 (1)	94.23		14:40:40.717
7 - D1	29.160			1:33.300	93.88	0.341	14:42:14.017
8 - D1	29.342			1:33.503	93.68	0.544	14:43:47.520
9 - D1	29.638			1:33.876	93.31	0.917	14:45:21.396
10 - D1	29.357	41.617	22.323	1:33.297	93.89	0.338	14:46:54.693
11 - D1	29.197			1:33.285	93.90	0.326	14:48:27.978
12 - D1	29.235			1:33.280	93.90	0.321	14:50:01.258
13 - D1	29.488			1:33.324	93.86	0.365	14:51:34.582
14 - D1	29.457			1:33.903	93.28	0.944	14:53:08.485

GT Cup Championship

RACE 3 - SECTOR ANALYSIS



SECTOR 1 = FL to I1, SECTOR 2 = I1 to I2, SECTOR 3 = I2 to FL, DIFF = Difference To Personal Best Lap, P = Crossed Finish Line in Pit Lane, D = Time Disallowed

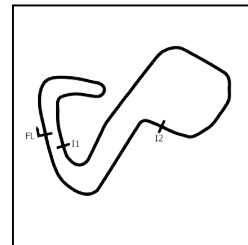
P13 11 GTH Paddock Motorsport			McLaren Artura GT4				
IDEAL LAP TIME :		BEST LAP TIME : 1:33.572		DIFFERENCE :			
D1: Michael ORANT		D2: Jake POOLE					
LAP	SECTOR 1	SECTOR 2	SECTOR 3	LAP TIME	MPH	DIFF	TIME OF DAY
1 - D1				1:43.708	84.46	10.136	14:32:55.293
2 - D1	29.432			1:33.799	93.38	0.227	14:34:29.092
3 - D1	29.373			1:33.705 (3)	93.48	0.133	14:36:02.797
4 - D1	29.407			1:33.572 (1)	93.61		14:37:36.369
5 - D1	29.649			1:33.618 (2)	93.57	0.046	14:39:09.987
6 - D1	29.781			1:34.288	92.90	0.716	14:40:44.275
7 - D1	29.551			1:34.337	92.85	0.765	14:42:18.612
8 - D1	29.783			1:34.430	92.76	0.858	14:43:53.042
9 - D1	29.466			1:33.812	93.37	0.240	14:45:26.854
10 - D1	29.807			1:34.294	92.89	0.722	14:47:01.148
11 - D1	29.718			1:34.708	92.49	1.136	14:48:35.856
12 - D1	29.557			1:34.558	92.63	0.986	14:50:10.414
13 - D1	29.630			1:34.498	92.69	0.926	14:51:44.912
14 - D1	29.535			1:34.239	92.95	0.667	14:53:19.151

P14 96 GTH Morpheus Motorsport				Mercedes AMG GT4			
IDEAL LAP TIME : 1:33.980		BEST LAP TIME : 1:34.263		DIFFERENCE : 0.283			
D1: Jon CURRIE		D2: Marcus CLUTTON					
LAP	SECTOR 1	SECTOR 2	SECTOR 3	LAP TIME	MPH	DIFF	TIME OF DAY
1 - D1				1:45.033	83.40	10.770	14:32:56.618
2 - D1	30.151	42.091	22.622	1:34.864	92.34	0.601	14:34:31.482
3 - D1	29.805	42.470	22.680	1:34.955	92.25	0.692	14:36:06.437
4 - D1	29.632	42.538	22.783	1:34.953	92.25	0.690	14:37:41.390
5 - D1	29.863	42.388	22.593	1:34.844	92.36	0.581	14:39:16.234
6 - D1	29.693			1:34.734 (3)	92.46	0.471	14:40:50.968
7 - D1	30.003	42.563	22.942	1:35.508	91.71	1.245	14:42:26.476
8 - D1	29.970			1:35.161	92.05	0.898	14:44:01.637
9 - D1	29.977	42.083	22.874	1:34.934	92.27	0.671	14:45:36.571
10 - D1	29.962	42.103	22.710	1:34.775	92.42	0.512	14:47:11.346
11 - D1	29.720	41.898	22.952	1:34.570 (2)	92.62	0.307	14:48:45.916
12 - D1	29.884	42.298	22.620	1:34.802	92.40	0.539	14:50:20.718
13 - D1	29.908	41.905	22.450	1:34.263 (1)	92.92		14:51:54.981

P15 72 GTC		Woodrow Motorsport		BMW M3 GTR			
IDEAL LAP TIME :		BEST LAP TIME : 1:34.467		DIFFERENCE :			
D1: Chris MURPHY							
LAP	SECTOR 1	SECTOR 2	SECTOR 3	LAP TIME	MPH	DIFF	TIME OF DAY
1 - D1				1:44.531	83.80	10.064	14:32:56.116
2 - D1	29.733			1:34.770	92.43	0.303	14:34:30.886
3 - D1	29.469			1:34.921	92.28	0.454	14:36:05.807
4 - D1	29.669			1:34.963	92.24	0.496	14:37:40.770
5 - D1	29.445			1:34.641	92.55	0.174	14:39:15.411
6 - D1	29.790			1:35.293	91.92	0.826	14:40:50.704
7 - D1	29.673			1:35.411	91.81	0.944	14:42:26.115
8 - D1	29.582			1:35.255	91.96	0.788	14:44:01.370
9 - D1	29.703			1:34.884	92.32	0.417	14:45:36.254
10 - D1	29.852			1:34.573 (2)	92.62	0.106	14:47:10.827
11 - D1	29.812			1:34.600 (3)	92.59	0.133	14:48:45.427
12 - D1	29.391			1:36.100	91.15	1.633	14:50:21.527
13 - D1	29.615			1:34.467 (1)	92.72		14:51:55.994

GT Cup Championship

RACE 3 - SECTOR ANALYSIS



SECTOR 1 = FL to I1, SECTOR 2 = I1 to I2, SECTOR 3 = I2 to FL, DIFF = Difference To Personal Best Lap, P = Crossed Finish Line in Pit Lane, D = Time Disallowed

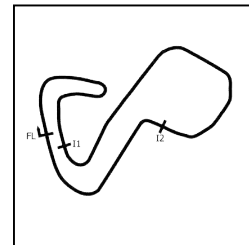
P16 86 GTH SVG Motorsport			Ginetta G56 GT4				
IDEAL LAP TIME : 1:35.288		BEST LAP TIME : 1:35.118		DIFFERENCE : -0.170			
D1: James TOWNSEND		D2: Leona THEOBALD					
LAP	SECTOR 1	SECTOR 2	SECTOR 3	LAP TIME	MPH	DIFF	TIME OF DAY
1 - D1				1:45.854	82.75	10.736	14:32:57.439
2 - D1	30.308			1:36.679	90.60	1.561	14:34:34.118
3 - D1	30.360			1:36.771	90.52	1.653	14:36:10.889
4 - D1	30.318	43.254	23.089	1:36.661	90.62	1.543	14:37:47.550
5 - D1	29.999			1:35.693	91.54	0.575	14:39:23.243
6 - D1	29.983			1:35.840	91.40	0.722	14:40:59.083
7 - D1	30.092			1:35.883	91.35	0.765	14:42:34.966
8 - D1	30.059			1:35.249 (2)	91.96	0.131	14:44:10.215
9 - D1	29.772			1:35.118 (1)	92.09		14:45:45.333
10 - D1	30.072			1:35.566	91.66	0.448	14:47:20.899
11 - D1	29.963			1:35.290 (3)	91.92	0.172	14:48:56.189
12 - D1	30.111			1:35.625	91.60	0.507	14:50:31.814
13 - D1	29.925	42.427	23.225	1:35.577	91.65	0.459	14:52:07.391

P17 75 GTC Team Parker Racing			Porsche 911 GT3 Cup				
IDEAL LAP TIME : 1:34.888		BEST LAP TIME : 1:34.984		DIFFERENCE : 0.096			
D1: Keith BUSH							
LAP	SECTOR 1	SECTOR 2	SECTOR 3	LAP TIME	MPH	DIFF	TIME OF DAY
1 - D1		45.143	23.631	1:49.513	79.98	14.529	14:33:01.098
2 - D1	31.369	43.126	23.117	1:37.612	89.74	2.628	14:34:38.710
3 - D1	31.021			1:36.828	90.46	1.844	14:36:15.538
4 - D1	30.858	42.659	22.652	1:36.169	91.08	1.185	14:37:51.707
5 - D1	30.423	43.079	22.977	1:36.479	90.79	1.495	14:39:28.186
6 - D1	30.688			1:36.544	90.73	1.560	14:41:04.730
7 - D1	30.194			1:34.984 (1)	92.22		14:42:39.714
8 - D1	30.269	42.666	22.677	1:35.612 (2)	91.61	0.628	14:44:15.326
9 - D1	30.408	42.732	23.062	1:36.202	91.05	1.218	14:45:51.528
10 - D1	31.189			1:37.129	90.18	2.145	14:47:28.657
11 - D1	31.950	42.918	22.803	1:37.671	89.68	2.687	14:49:06.328
12 - D1	31.463	42.863	23.053	1:37.379	89.95	2.395	14:50:43.707
13 - D1	30.029	42.207	23.673	1:35.909 (3)	91.33	0.925	14:52:19.616

P18 370 GTA Jolt Racing			McLaren 570S GT4				
IDEAL LAP TIME :		BEST LAP TIME : 1:36.287		DIFFERENCE :			
D1: Rupert WILLIAMS		D2: John INGRAM (PS)					
LAP	SECTOR 1	SECTOR 2	SECTOR 3	LAP TIME	MPH	DIFF	TIME OF DAY
1 - D1				1:49.060	80.32	12.773	14:33:00.645
2 - D1	31.105			1:39.369	88.15	3.082	14:34:40.014
3 - D1	31.195			1:39.062	88.42	2.775	14:36:19.076
4 - D1	31.363			1:39.176	88.32	2.889	14:37:58.252
5 - D1	31.073			1:38.271	89.13	1.984	14:39:36.523
6 - D1	31.294			1:38.979	88.50	2.692	14:41:15.502
7 - D1	30.947			1:37.839	89.53	1.552	14:42:53.341
8 - D1	31.084			1:37.893	89.48	1.606	14:44:31.234
9 - D1	32.127			1:39.685	87.87	3.398	14:46:10.919
10 - D1	31.051			1:37.510 (3)	89.83	1.223	14:47:48.429
11 - D1	31.710			1:38.210	89.19	1.923	14:49:26.639
12 - D1	30.662			1:36.774 (2)	90.51	0.487	14:51:03.413
13 - D1	30.525			1:36.287 (1)	90.97		14:52:39.700

GT Cup Championship

RACE 3 - SECTOR ANALYSIS



SECTOR 1 = FL to I1, SECTOR 2 = I1 to I2, SECTOR 3 = I2 to FL, DIFF = Difference To Personal Best Lap, P = Crossed Finish Line in Pit Lane, D = Time Disallowed

P19 7 GTO		National Motorsport Academy		Lotus Evora			
IDEAL LAP TIME :		BEST LAP TIME : 1:28.733		DIFFERENCE :			
D1: Jay SHEPHERD							
LAP	SECTOR 1	SECTOR 2	SECTOR 3	LAP TIME	MPH	DIFF	TIME OF DAY
1 - D1				1:36.424	90.84	7.691	14:32:48.009
2 - D1	28.568			1:30.157	97.16	1.424	14:34:18.166
3 - D1	28.382			1:29.693	97.66	0.960	14:35:47.859
4 - D1	28.499			1:29.651	97.71	0.918	14:37:17.510
5 - D1	28.246			1:29.269 (3)	98.12	0.536	14:38:46.779
6 - D1	28.313			1:29.026 (2)	98.39	0.293	14:40:15.805
7 - D1	28.042			1:28.733 (1)	98.72		14:41:44.538
8 - D1	28.487		IN PIT	2:01.516 P	72.08	32.783	14:43:46.054
9 - D1	OUTLAP			1:32.896	94.29	4.163	14:45:18.950
10 - D1	28.508			1:29.987	97.34	1.254	14:46:48.937
11 - D1	28.251			1:29.903	97.43	1.170	14:48:18.840
12 - D1	28.520			1:29.707	97.64	0.974	14:49:48.547

RACE 3 - BEST SECTORS

SECTOR 1				SECTOR 2				SECTOR 3				IDEAL / BEST COMPARISON				
POS	NO	NAME	TIME	NO	NAME	TIME	NO	NAME	TIME	POS	NO	NAME	IDEAL	BEST	DIFF	
												<div>PERFECT LAP</div>	<div>1:27.391</div>			
1	2	Topcats Racing	27.702	2	Topcats Racing	38.886	2	Topcats Racing	20.803	1	2	Topcats Racing	1:27.391	1:27.462	0.071	
2	6	Team Abba Racing	27.765	3	Topcats Racing	39.390	3	Topcats Racing	20.984	2	33	G-Cat Racing	1:28.423	1:28.313	-0.110	
3	33	G-Cat Racing	27.816	33	G-Cat Racing	39.607	33	G-Cat Racing	21.000	3	3	Topcats Racing	1:28.634	1:28.914	0.280	
4	7	National Motorsport Academy	28.042	12	Team Parker Racing	40.262	12	Team Parker Racing	21.433	4	12	Team Parker Racing	1:30.202	1:30.405	0.203	
5	5	CTR Developments	28.146	9	Forsetti Motorsport	40.725	9	Forsetti Motorsport	21.904	5	9	Forsetti Motorsport	1:31.354	1:31.580	0.226	
6	3	Topcats Racing	28.260	31	Team Parker Racing	41.030	25	Driven Performance Engineers	22.010	6	25	Driven Performance Engineers	1:31.981	1:32.005	0.024	
7	12	Team Parker Racing	28.507	25	Driven Performance Engineers	41.168	31	Team Parker Racing	22.123	7	31	Team Parker Racing	1:32.368	1:32.765	0.397	
8	9	Forsetti Motorsport	28.725	69	Morpheus Motorsport	41.319	69	Morpheus Motorsport	22.247	8	69	Morpheus Motorsport	1:32.791	1:32.637	-0.154	
9	25	Driven Performance Engineers	28.803	10	Forsetti Motorsport	41.617	10	Forsetti Motorsport	22.253	9	10	Forsetti Motorsport	1:32.893	1:32.959	0.066	
10	10	Forsetti Motorsport	29.023	96	Morpheus Motorsport	41.898	96	Morpheus Motorsport	22.450	10	96	Morpheus Motorsport	1:33.980	1:34.263	0.283	
11	31	Team Parker Racing	29.215	75	Team Parker Racing	42.207	75	Team Parker Racing	22.652	11	75	Team Parker Racing	1:34.888	1:34.984	0.096	
12	69	Morpheus Motorsport	29.225	86	SVG Motorsport	42.427	86	SVG Motorsport	23.089	12	86	SVG Motorsport	1:35.288	1:35.118	-0.170	
13	11	Paddock Motorsport	29.373							13	6	Team Abba Racing		1:27.922		
14	72	Woodrow Motorsport	29.391							14	11	Paddock Motorsport		1:33.572		
15	96	Morpheus Motorsport	29.632							15	7	National Motorsport Academy		1:28.733		
16	86	SVG Motorsport	29.772							16	5	CTR Developments		1:27.590		
17	75	Team Parker Racing	30.029							17	72	Woodrow Motorsport		1:34.467		
18	370	Jolt Racing	30.525							18	1	Kendall Developments		1:28.262		
19										19	370	Jolt Racing		1:36.287		

GT Cup Championship

RACE 3 - STATISTICS

Competitors Started	19
Planned Start	2024-05-18 @ 13:15:00.000
Actual Start	2024-05-18 @ 14:31:11.584
Finish Time	2024-05-18 @ 14:51:45.921
Track Length	2.4332mi.
Total Laps	259
Total Distance Covered	630.2220mi.

Session Fastest Lap History

NO	CL	NAME	LAP TIME	TIME OF DAY	LAP	VEHICLE
2	GTC	Topcats Racing C. GILBERT	1:30.233	14:32:41.836	1	Lamborghini Super Trofeo
2	GTC	Topcats Racing C. GILBERT	1:28.083	14:34:09.919	2	Lamborghini Super Trofeo
2	GTC	Topcats Racing C. GILBERT	1:28.036	14:35:37.955	3	Lamborghini Super Trofeo
2	GTC	Topcats Racing C. GILBERT	1:27.870	14:38:34.074	5	Lamborghini Super Trofeo
2	GTC	Topcats Racing C. GILBERT	1:27.462	14:40:01.536	6	Lamborghini Super Trofeo

Session Leader History

NO	CL	NAME	FROM LAP	LAPS LED	DISTANCE	VEHICLE
2	GTC	Topcats Racing C. GILBERT	1	14	34.06 miles	Lamborghini Super Trofeo

Flag History

TYPE	TIME OF DAY
GREEN	14:31:11.584
FINISH	14:51:45.921

Flag Statistics

TYPE	COUNT	TOTAL LAPS	TOTAL TIME
Green	1	14	22:16.098
Red	0	0	0.000
Safety Car	0	0	0.000
FCY	0	0	0.000

GT Cup Championship

RACE 3 - STATISTICS

CLASS : GTO

4 Starters

Fastest Lap History

NO	NAME	LAP TIME	TIME OF DAY	LAP	VEHICLE
6	Team Abba Racing <i>I. LOGGIE</i>	1:31.409	14:32:43.011	1	Mercedes AMG GT3
6	Team Abba Racing <i>I. LOGGIE</i>	1:29.637	14:34:12.647	2	Mercedes AMG GT3
5	CTR Developments <i>R. CHAMBERLAIN</i>	1:29.031	14:34:13.329	2	Porsche 935
1	Kendall Developments <i>P. BAILEY</i>	1:28.958	14:35:45.302	3	Brabham BT62
5	CTR Developments <i>R. CHAMBERLAIN</i>	1:28.937	14:37:11.576	4	Porsche 935
6	Team Abba Racing <i>I. LOGGIE</i>	1:28.180	14:38:39.584	5	Mercedes AMG GT3
6	Team Abba Racing <i>I. LOGGIE</i>	1:28.160	14:40:07.744	6	Mercedes AMG GT3
6	Team Abba Racing <i>I. LOGGIE</i>	1:27.922	14:43:03.880	8	Mercedes AMG GT3
5	CTR Developments <i>R. CHAMBERLAIN</i>	1:27.590	14:43:04.037	8	Porsche 935

Leader History

NO	NAME	FROM LAP	LAPS LED	DISTANCE	VEHICLE
6	Team Abba Racing <i>I. LOGGIE</i>	1	14	34.06 miles	Mercedes AMG GT3

GT Cup Championship

RACE 3 - STATISTICS

CLASS : GT31 Starters

Fastest Lap History

NO	NAME	LAP TIME	TIME OF DAY	LAP	VEHICLE
33	G-Cat Racing S. JENNINGS	1:34.381	14:32:45.993	1	Porsche 911 GTR GT3
33	G-Cat Racing S. JENNINGS	1:29.424	14:34:15.417	2	Porsche 911 GTR GT3
33	G-Cat Racing S. JENNINGS	1:29.305	14:35:44.718	3	Porsche 911 GTR GT3
33	G-Cat Racing S. JENNINGS	1:28.905	14:38:43.287	5	Porsche 911 GTR GT3
33	G-Cat Racing S. JENNINGS	1:28.313	14:47:37.774	11	Porsche 911 GTR GT3

Leader History

NO	NAME	FROM LAP	LAPS LED	DISTANCE	VEHICLE
33	G-Cat Racing S. JENNINGS	1	14	34.06 miles	Porsche 911 GTR GT3

GT Cup Championship

RACE 3 - STATISTICS

CLASS : GTC

5 Starters

Fastest Lap History

NO	NAME	LAP TIME	TIME OF DAY	LAP	VEHICLE
2	Topcats Racing <i>C. GILBERT</i>	1:30.233	14:32:41.836	1	Lamborghini Super Trofeo
2	Topcats Racing <i>C. GILBERT</i>	1:28.083	14:34:09.919	2	Lamborghini Super Trofeo
2	Topcats Racing <i>C. GILBERT</i>	1:28.036	14:35:37.955	3	Lamborghini Super Trofeo
2	Topcats Racing <i>C. GILBERT</i>	1:27.870	14:38:34.074	5	Lamborghini Super Trofeo
2	Topcats Racing <i>C. GILBERT</i>	1:27.462	14:40:01.536	6	Lamborghini Super Trofeo

Leader History

NO	NAME	FROM LAP	LAPS LED	DISTANCE	VEHICLE
2	Topcats Racing <i>C. GILBERT</i>	1	14	34.06 miles	Lamborghini Super Trofeo

GT Cup Championship

RACE 3 - STATISTICS

CLASS : GTH8 Starters

Fastest Lap History

NO	NAME	LAP TIME	TIME OF DAY	LAP	VEHICLE
9	Forsetti Motorsport <i>M. PORTER (PS)</i>	1:39.895	14:32:51.492	1	Aston Martin Vantage GT4
9	Forsetti Motorsport <i>M. PORTER (PS)</i>	1:31.933	14:34:23.425	2	Aston Martin Vantage GT4
9	Forsetti Motorsport <i>M. PORTER (PS)</i>	1:31.866	14:35:55.291	3	Aston Martin Vantage GT4
9	Forsetti Motorsport <i>M. PORTER (PS)</i>	1:31.770	14:37:27.061	4	Aston Martin Vantage GT4
9	Forsetti Motorsport <i>M. PORTER (PS)</i>	1:31.675	14:38:58.736	5	Aston Martin Vantage GT4
9	Forsetti Motorsport <i>M. PORTER (PS)</i>	1:31.626	14:40:30.362	6	Aston Martin Vantage GT4
9	Forsetti Motorsport <i>M. PORTER (PS)</i>	1:31.580	14:48:09.419	11	Aston Martin Vantage GT4

Leader History

NO	NAME	FROM LAP	LAPS LED	DISTANCE	VEHICLE
9	Forsetti Motorsport <i>M. PORTER (PS)</i>	1	14	34.06 miles	Aston Martin Vantage GT4

GT Cup Championship

RACE 3 - STATISTICS

CLASS : GTA1 Starters

Fastest Lap History


NO	NAME	LAP TIME	TIME OF DAY	LAP	VEHICLE
370	Jolt Racing R. WILLIAMS	1:49.060	14:33:00.660	1	McLaren 570S GT4
370	Jolt Racing R. WILLIAMS	1:39.369	14:34:40.030	2	McLaren 570S GT4
370	Jolt Racing R. WILLIAMS	1:39.062	14:36:19.092	3	McLaren 570S GT4
370	Jolt Racing R. WILLIAMS	1:38.271	14:39:36.540	5	McLaren 570S GT4
370	Jolt Racing R. WILLIAMS	1:37.839	14:42:53.357	7	McLaren 570S GT4
370	Jolt Racing R. WILLIAMS	1:37.510	14:47:48.442	10	McLaren 570S GT4
370	Jolt Racing R. WILLIAMS	1:36.774	14:51:03.426	12	McLaren 570S GT4
370	Jolt Racing R. WILLIAMS	1:36.287	14:52:39.713	13	McLaren 570S GT4

Leader History

NO	NAME	FROM LAP	LAPS LED	DISTANCE	VEHICLE
370	Jolt Racing R. WILLIAMS	1	13	31.63 miles	McLaren 570S GT4

GT Cup Championship

RACE 7 - GRID (40 minutes)

ROW 10	19	1:36.287 370 WILLIAMS / INGRAM (PS)	20	99 LUNN / BURGESS
ROW 9	17	1:34.984 75 BUSH	18	1:35.118 86 TOWNSEND / THEOBALD
ROW 8	15	1:34.263 96 CURRIE / CLUTTON	16	1:34.467 72 MURPHY
ROW 7	13	1:32.959 10 SLOSS / O'MEARA-HUNT (PS)	14	1:33.572 11 ORANT / POOLE
ROW 6	11	1:32.637 69 WALTON / HART	12	1:32.765 31 DAWSON / MORRIS
ROW 5	9	1:31.580 9 HIGGINS / PORTER (PS)	10	1:32.005 25 HARRIS
ROW 4	7	1:28.914 3 GILBERT	8	1:30.405 12 RUDMAN
ROW 3	5	1:28.313 33 JENNINGS / CATON	6	1:28.733 7 SHEPHERD
ROW 2	3	1:27.922 6 LOGGIE / NEARY	4	1:28.262 1 BAILEY / BRABHAM (P)
ROW 1	1	1:27.462 2 GILBERT / RAWLINGS (PS)	2	1:27.590 5 CHAMBERLAIN
Pole				
				

These results are provisional until the conclusion of any judicial and technical matters.

Brands Hatch GP: 2.4332 miles

Clerk Of Course: Simon Gnana-Pragasam

Stewards:

Timekeeper: Richard Lomax



GT Cup Championship

RACE 7 - CLASSIFICATION

Race Distance: 27 Laps / 65.69 miles

POS	NO	CL	PIC	TEAM / DRIVERS	CAR	LAPS	TIME	GAP	DIFF	MPH	BEST	ON	GRD	↑↓
1	6	GTO	1	Team Abba Racing Ian LOGGIE / Richard NEARY	Mercedes AMG GT3	27	41:09.242			95.78	1:25.569	8	3	2
2	33	GT3	1	G-Cat Racing Shamus JENNINGS / Greg CATON	Porsche 911 GTR GT3	27	41:25.041	15.799	15.799	95.17	1:25.419	24	5	3
3	1*	GTO	2	Kendall Developments Paul BAILEY / David BRABHAM (P)	Brabham BT62	27	41:27.600	18.358	2.559	95.07	1:23.549	24	4	1
4	2	GTC	1	Topcats Racing Charlotte GILBERT / Tom RAWLINGS (PS)	Lamborghini Super Trofeo	26	41:10.871	1 Lap	1 Lap	92.17	1:28.345	24	1	-3
5	12*	GTC	2	Team Parker Racing Miles RUDMAN	Porsche 911 GT3 Cup	26	41:42.365	1 Lap	31.494	91.01	1:30.411	5	8	3
6	25	GTH	1	Driven Performance Engineers Ray HARRIS	Ginetta G55	26	42:15.153	1 Lap	32.788	89.83	1:32.044	9	10	4
7	31	GTH	2	Team Parker Racing Charles DAWSON / Seb MORRIS	Mercedes AMG GT4	26	42:16.212	1 Lap	1.059	89.80	1:31.942	23	12	5
8	9	GTH	3	Forsetti Motorsport Matthew HIGGINS / Mikey PORTER (PS)	Aston Martin Vantage GT4	26	42:18.104	1 Lap	1.892	89.73	1:31.728	22	9	1
9	11	GTH	4	Paddock Motorsport Michael ORANT / Jake POOLE	McLaren Artura GT4	26	42:29.305	1 Lap	11.201	89.34	1:33.058	24	14	5
10	72	GTC	3	Woodrow Motorsport Chris MURPHY	BMW M3 GTR	26	42:41.598	1 Lap	12.293	88.91	1:33.189	10	16	6
11	96	GTH	5	Morpheus Motorsport Jon CURRIE / Marcus CLUTTON	Mercedes AMG GT4	25	41:14.126	2 Laps	1 Lap	88.51	1:32.377	24	15	4
12	10	GTH	6	Forsetti Motorsport Jodie SLOSS / Rianna O'MEARA-HUNT (PS)	Aston Martin Vantage GT4	25	41:19.401	2 Laps	5.275	88.32	1:33.444	9	13	1
13	86	GTH	7	SVG Motorsport James TOWNSEND / Leona THEOBALD	Ginetta G56 GT4	25	41:21.927	2 Laps	2.526	88.23	1:33.455	8	18	5
14	69	GTH	8	Morpheus Motorsport Stephen WALTON / Chris HART	Mercedes AMG GT4	25	41:36.520	2 Laps	14.593	87.72	1:33.499	23	11	-3
15	75	GTC	4	Team Parker Racing Keith BUSH	Porsche 911 GT3 Cup	25	42:14.534	2 Laps	38.014	86.40	1:34.615	24	17	2
16	370	GTA	1	Jolt Racing Rupert WILLIAMS / John INGRAM (PS)	McLaren 570S GT4	22	41:20.641	5 Laps	3 Laps	77.68	1:37.829	20	19	3

NOT CLASSIFIED

NC	5	GTO		CTR Developments Richard CHAMBERLAIN	Porsche 935	12	17:54.673	15 Laps	10 Laps	97.81	1:27.963	10		
----	---	-----	--	--	-------------	----	-----------	----------------	---------	-------	-----------------	----	--	--

NOT STARTED

NS	7	GTO		National Motorsport Academy Jay SHEPHERD	Lotus Evora									
NS	3	GTC		Topcats Racing Warren GILBERT	Lamborghini Super Trofeo									
NS	99	GTO		Tim Gray Motorsport Jensen LUNN / Steve BURGESS	Radical RXC									

FASTEST LAP

1	GTO	Kendall Developments Paul BAILEY / David BRABHAM (P)	Brabham BT62	24	1:23.549	104.84 mph	168.73 kph
33	GT3	G-Cat Racing Shamus JENNINGS / Greg CATON	Porsche 911 GTR GT3	24	1:25.419	102.55 mph	165.04 kph
2	GTC	Topcats Racing Charlotte GILBERT / Tom RAWLINGS (PS)	Lamborghini Super Trofeo	24	1:28.345	99.15 mph	159.57 kph
9	GTH	Forsetti Motorsport Matthew HIGGINS / Mikey PORTER (PS)	Aston Martin Vantage GT4	22	1:31.728	95.49 mph	153.68 kph
370	GTA	Jolt Racing Rupert WILLIAMS / John INGRAM (PS)	McLaren 570S GT4	20	1:37.829	89.54 mph	144.10 kph

Comments:

*Car 12 - 5 second penalty for exceeding track limits.

*Car 1 requires a working transponder - Regulation Q12.8.1 refers. Must be in place for tomorrow's sessions

Weather / Track : Bright / Dry

These results are provisional until the conclusion of any judicial and technical matters.

Date: 18/05/2024 Start: 16:32 Finish: 17:13

Brands Hatch GP: 2.4332 miles

Clerk Of Course: Simon Gnana-Pragasam

Stewards:

Timekeeper: Richard Lomax



GT Cup Championship

RACE 7 - LAP CHART

LAP 1 @ 16:34:07.399			LAP 2 @ 16:35:34.593			LAP 3 @ 16:37:01.342			LAP 4 @ 16:38:28.275			LAP 5 @ 16:39:56.199		
NO	BEHIND	LAP TIME	NO	BEHIND	LAP TIME	NO	BEHIND	LAP TIME	NO	BEHIND	LAP TIME	NO	BEHIND	LAP TIME
6		1:31.159	6		1:27.194	6		1:26.749	6		1:26.933	6		1:27.924
2	3.753	1:34.912	5	7.485	1:30.773	5	10.550	1:29.814	5	12.483	1:28.866	370	1 Lap	1:51.427
5	3.906	1:35.065	2	9.392	1:32.833	1	11.603	1:28.785	1	13.186	1:28.516	5	12.875	1:28.316
33	4.584	1:35.743	1	9.567	1:31.824	33	13.741	1:30.233	33	16.197	1:29.389	1	14.098	1:28.836
1	4.937	1:36.096	33	10.257	1:32.867	2	15.098	1:32.455	2	18.932	1:30.767	33	17.148	1:28.875
12	5.812	1:36.971	12	10.869	1:32.251	12	15.607	1:31.487	12	19.504	1:30.830	2	21.094	1:30.086
25	7.097	1:38.256	25	12.629	1:32.726	25	18.425	1:32.545	25	23.936	1:32.444	12	21.991	1:30.411
31	7.670	1:38.829	31	14.099	1:33.623	9	20.529	1:32.945	9	25.999	1:32.403	25	28.585	1:32.573
9	7.979	1:39.138	9	14.333	1:33.548	31	20.570	1:33.220	31	26.591	1:32.954	9	30.191	1:32.116
11	8.911	1:40.070	11	16.157	1:34.440	11	22.714	1:33.306	11	29.655	1:33.874	31	31.183	1:32.516
10	11.115	1:42.274	10	18.548	1:34.627	10	26.688	1:34.889	10	34.572	1:34.817	11	35.762	1:34.031
96	12.448	1:43.607	96	19.724	1:34.470	96	27.110	1:34.135	72	34.815	1:34.231	10	40.459	1:33.811
72	12.614	1:43.773	72	20.426	1:35.006	72	27.517	1:33.840	86	36.101	1:34.597	72	41.037	1:34.146
86	13.206	1:44.365	86	21.550	1:35.538	86	28.437	1:33.636	96	36.461	1:36.284	86	42.049	1:33.872
75	13.871	1:45.030	75	23.315	1:36.638	75	31.755	1:35.189	75	40.798	1:35.976	96	42.494	1:33.957
69	24.522	1:55.681	69	35.062	1:37.734	69	45.332	1:37.019	69	54.739	1:36.340	75	48.255	1:35.381
370	25.644	1:56.803	370	49.997	1:51.547	370	1:13.925	1:50.677				69	1:03.064	1:36.249

GT Cup Championship

RACE 7 - LAP CHART

LAP 6 @ 16:41:22.729			LAP 7 @ 16:42:49.029			LAP 8 @ 16:44:14.598			LAP 9 @ 16:45:42.089			LAP 10 @ 16:47:09.359		
NO	BEHIND	LAP TIME	NO	BEHIND	LAP TIME	NO	BEHIND	LAP TIME	NO	BEHIND	LAP TIME	NO	BEHIND	LAP TIME
6		1:26.530	6		1:26.300	6		1:25.569	6		1:27.491	6		1:27.270
5	14.796	1:28.451	5	16.937	1:28.441	5	19.563	1:28.195	370	2 Laps	1:49.945	69	1 Lap	1:37.290
1	16.414	1:28.846	1	18.406	1:28.292	1	20.955	1:28.118	69	1 Lap	1:36.555	5	20.888	1:27.963
33	22.944	1:32.326	33	25.279	1:28.635	33	28.381	1:28.671	5	20.195	1:28.123	370	2 Laps	1:47.774
2	25.083	1:30.519	2	28.646	1:29.863	2	32.526	1:29.449	1	21.414	1:27.950	1	21.860	1:27.716
12	26.581	1:31.120	12	31.516	1:31.235	12	37.384	1:31.437	33	29.734	1:28.844	33	30.971	1:28.507
25	34.804	1:32.749	25	41.306	1:32.802	25	47.833	1:32.096	2	33.994	1:28.959	2	35.764	1:29.040
9	36.550	1:32.889	9	42.333	1:32.083	9	48.894	1:32.130	12	42.171	1:32.278	12	46.673	1:31.772
31	37.010	1:32.357	31	43.189	1:32.479	31	50.266	1:32.646	25	52.386	1:32.044	25	57.168	1:32.052
370	1 Lap	1:53.618	11	50.688	1:33.990	11	58.766	1:33.647	9	53.981	1:32.578	9	59.490	1:32.779
11	42.998	1:33.766	86	59.884	1:37.129	86	1:07.770	1:33.455	31	55.214	1:32.439	31	1:00.518	1:32.574
10	47.871	1:33.942	10	1:00.692	1:39.121	10	1:09.075	1:33.952	11	1:05.121	1:33.846	11	1:11.993	1:34.142
72	48.361	1:33.854	72	1:01.187	1:39.126	72	1:09.606	1:33.988	86	1:14.037	1:33.758	86	1:20.924	1:34.157
86	49.055	1:33.536	96	1:01.638	1:37.973	96	1:10.444	1:34.375	10	1:15.028	1:33.444	10	1:21.236	1:33.478
96	49.965	1:34.001	370	1 Lap	1:52.722	75	1:17.686	1:37.269	72	1:15.988	1:33.873	72	1:21.907	1:33.189
75	57.040	1:35.315	75	1:05.986	1:35.246				96	1:16.614	1:33.661	96	1:23.256	1:33.912
69	1:12.555	1:36.021	69	1:22.262	1:36.007				75	1:25.829	1:35.634			

GT Cup Championship

RACE 7 - LAP CHART

LAP 11 @ 16:48:36.301	LAP 12 @ 16:50:04.365	LAP 13 @ 16:51:30.907	LAP 14 @ 16:54:17.545	LAP 15 @ 16:55:50.168
NOBEHINDLAP TIME	NOBEHINDLAP TIME	NOBEHINDLAP TIME	NOBEHINDLAP TIME	NOBEHINDLAP TIME
61:26.942	61:28.064	61:26.542	251:32.768	251:32.623
751 Lap1:35.936	861 Lap1:34.967	861 Lap1:33.961	92.7161:32.638	21 Lap1:32.413
523.6141:29.668	101 Lap1:35.053	101 Lap1:34.265	314.7441:33.483	611.2581:32.802
124.4371:29.519	721 Lap1:35.809	721 Lap1:33.637	21 Lap3:39.510 P	1120.7611:33.926
691 Lap1:37.430	961 Lap1:34.994	961 Lap1:34.221	611.0792:57.717 P	721 Lap1:40.630
3332.6871:28.658	751 Lap1:36.130	751 Lap1:37.127	1119.4581:34.336	3702 Laps1:49.070
240.9911:32.169	124.2171:27.844	691 Lap1:35.366	721 Lap3:01.273 P	3356.2821:27.305
3702 Laps1:49.318	526.5481:30.998	121:01.0541:31.945	3702 Laps1:47.553	11:10.6671:27.398
1251.3431:31.612	3332.7501:28.127	251:13.8701:33.453	8629.5901:34.042	121:28.6571:34.330
251:02.5491:32.323	691 Lap1:35.731	91:16.7161:33.062	1030.0691:33.730	21:37.7311:29.311
91:05.0951:32.547	242.3001:29.373	311:17.8991:33.680	9632.8561:34.186	
311:06.0841:32.508	1255.6511:32.372	3702 Laps1:48.007	7551.2051:35.669	
111:19.0681:34.017	3702 Laps1:47.698	111:31.7601:33.630	331:01.6001:31.686	
	251:06.9591:32.474	861:42.1861:33.882	691:08.6831:36.563	
	91:10.1961:33.165	101:42.9771:33.971	11:15.8921:28.713	
	311:10.7611:32.741	961:45.3081:34.385	121:26.9503:12.534 P	
	111:24.6721:33.668	752:02.1741:35.970		
		332:16.5523:10.344 P		
		692:18.7581:36.002		
		12:33.8163:36.141 P		

GT Cup Championship

RACE 7 - LAP CHART

LAP 16 @ 16:57:29.425			LAP 17 @ 16:58:57.307			LAP 18 @ 17:00:25.156			LAP 19 @ 17:01:53.613			LAP 20 @ 17:03:20.558		
NO	BEHIND	LAP TIME	NO	BEHIND	LAP TIME	NO	BEHIND	LAP TIME	NO	BEHIND	LAP TIME	NO	BEHIND	LAP TIME
6		1:27.999	6		1:27.882	6		1:27.849	6		1:28.457	6		1:26.945
31	1 Lap	3:27.930 P	2	1 Lap	1:29.818	25	1 Lap	1:37.402	12	1 Lap	1:32.342	2	1 Lap	1:28.994
9	1 Lap	3:33.621 P	11	1 Lap	3:09.683 P	2	1 Lap	1:28.738	2	1 Lap	1:29.183	12	1 Lap	1:32.391
72	1 Lap	1:33.311	31	1 Lap	1:35.364	370	4 Laps	4:02.407 P	25	1 Lap	1:34.387	75	2 Laps	1:59.298 P
86	1 Lap	3:09.140 P	72	1 Lap	1:34.143	11	1 Lap	1:38.557	370	4 Laps	1:49.813	25	1 Lap	1:58.208 P
10	1 Lap	3:19.623 P	9	1 Lap	1:36.504	31	1 Lap	1:33.756	31	1 Lap	1:32.970	33	39.519	1:26.470
33	44.325	1:27.300	86	1 Lap	1:39.445	72	1 Lap	1:33.508	33	39.994	1:26.792	370	4 Laps	1:39.720
96	1 Lap	3:24.286 P	33	43.204	1:26.761	9	1 Lap	1:33.226	11	1 Lap	1:34.462	31	1 Lap	1:33.664
75	1 Lap	3:12.069 P	10	1 Lap	1:38.854	33	41.659	1:26.304	9	1 Lap	1:32.408	11	1 Lap	1:33.742
1	56.994	1:25.584	96	1 Lap	1:35.844	86	1 Lap	1:35.774	72	1 Lap	1:34.392	9	1 Lap	1:32.129
69	1 Lap	3:03.884 P	1	55.508	1:26.396	1	53.931	1:26.272	1	51.797	1:26.323	1	50.036	1:25.184
25	1:18.456	2:57.713 P	75	1 Lap	1:40.440	10	1 Lap	1:35.225	86	1 Lap	1:36.539	72	1 Lap	1:34.378
12	1:20.980	1:31.580	69	1 Lap	1:36.539	96	1 Lap	1:32.410	10	1 Lap	1:34.104	86	1 Lap	1:35.017
			12	1:24.576	1:31.478	75	1 Lap	1:36.398	96	1 Lap	1:32.796	10	1 Lap	1:34.213
						69	1 Lap	1:33.783	69	1 Lap	1:34.447	96	1 Lap	1:34.209

GT Cup Championship

RACE 7 - LAP CHART

LAP 21 @ 17:04:48.432			LAP 22 @ 17:06:16.410			LAP 23 @ 17:07:45.295			LAP 24 @ 17:09:13.608			LAP 25 @ 17:10:43.900		
NO	BEHIND	LAP TIME	NO	BEHIND	LAP TIME	NO	BEHIND	LAP TIME	NO	BEHIND	LAP TIME	NO	BEHIND	LAP TIME
6		1:27.874	6		1:27.978	6		1:28.885	6		1:28.313	6		1:30.292
69	2 Laps	1:33.805	2	1 Lap	1:28.772	2	1 Lap	1:28.470	2	1 Lap	1:28.350	96	2 Laps	1:33.588
2	1 Lap	1:28.561	69	2 Laps	1:34.284	69	2 Laps	1:33.858	69	2 Laps	1:34.147	86	2 Laps	1:36.360
12	1 Lap	1:32.573	12	1 Lap	1:32.753	12	1 Lap	1:32.787	12	1 Lap	1:32.034	10	2 Laps	1:33.903
75	2 Laps	1:39.225	33	34.892	1:25.601	33	32.535	1:26.528	33	29.641	1:25.419	2	1 Lap	1:28.345
33	37.269	1:25.624	75	2 Laps	1:36.717	1	42.272	1:26.276	1	37.508	1:23.549	69	2 Laps	1:33.499
25	1 Lap	1:36.479	1	44.881	1:24.325	75	2 Laps	1:37.515	75	2 Laps	1:36.054	12	1 Lap	1:32.047
1	48.534	1:26.372	25	1 Lap	1:33.711	25	1 Lap	1:32.362	25	1 Lap	1:32.111	33	25.063	1:25.714
31	1 Lap	1:32.690	31	1 Lap	1:32.399	31	1 Lap	1:32.120	31	1 Lap	1:31.942	1	30.951	1:23.735
9	1 Lap	1:34.655	9	1 Lap	1:32.260	9	1 Lap	1:31.728	9	1 Lap	1:31.787	75	2 Laps	1:34.687
11	1 Lap	1:35.584	11	1 Lap	1:34.382	11	1 Lap	1:33.728	11	1 Lap	1:33.740	25	1 Lap	1:32.745
370	4 Laps	1:40.654	370	4 Laps	1:38.634	72	1 Lap	1:35.091	72	1 Lap	1:34.281	31	1 Lap	1:32.203
72	1 Lap	1:34.824	72	1 Lap	1:36.624	370	4 Laps	1:38.012	370	4 Laps	1:37.829	9	1 Lap	1:31.938
86	1 Lap	1:35.537	86	1 Lap	1:35.103	86	1 Lap	1:35.871				11	1 Lap	1:33.058
10	1 Lap	1:34.700	10	1 Lap	1:33.615	96	1 Lap	1:32.958				72	1 Lap	1:33.726
96	1 Lap	1:34.609	96	1 Lap	1:33.637	10	1 Lap	1:34.230						

GT Cup Championship

RACE 7 - LAP CHART

LAP 26 @ 17:12:14.473			LAP 27 @ 17:13:45.482		
NO	BEHIND	LAP TIME	NO	BEHIND	LAP TIME
6		1:30.573	6		1:31.009
96	2 Laps	1:32.377	2	1 Lap	1:29.115
2	1 Lap	1:30.866	96	2 Laps	1:33.251
370	5 Laps	1:38.998	10	2 Laps	1:35.463
10	2 Laps	1:34.097	370	5 Laps	1:38.415
86	2 Laps	1:36.706	86	2 Laps	1:35.540
33	21.053	1:26.563	33	15.799	1:25.755
69	2 Laps	1:34.044	1	18.358	1:23.898
1	25.469	1:25.091	69	2 Laps	1:34.242
12	1 Lap	1:33.071	12	1 Lap	1:31.724
75	2 Laps	1:34.615	75	2 Laps	1:35.006
25	1 Lap	1:32.842	25	1 Lap	1:33.265
31	1 Lap	1:32.387	31	1 Lap	1:32.738
9	1 Lap	1:32.002	9	1 Lap	1:31.825
11	1 Lap	1:33.962	11	1 Lap	1:33.718
72	1 Lap	1:35.142	72	1 Lap	1:35.803

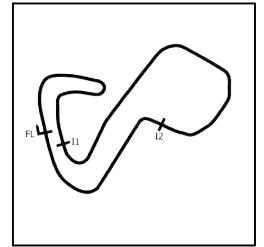
GT Cup Championship

RACE 7 - POSITION CHART

		Lap																											
No	Name	Pos	1	2	3	4	5	6	7	8	9	10	11	12	13	14	15	16	17	18	19	20	21	22	23	24	25	26	27
2	Topcats Racing	1	6	6	6	6	6	6	6	6	6	6	6	6	6	25	25	6	6	6	6	6	6	6	6	6	6	6	6
5	CTR Developments	2	2	5	5	5	5	5	5	5	5	5	5	1	12	9	6	33	33	33	33	33	33	33	33	33	33	33	33
6	Team Abba Racing	3	5	2	1	1	1	1	1	1	1	1	1	5	25	31	11	1	1	1	1	1	1	1	1	1	1	1	1
1	Kendall Developments	4	33	1	33	33	33	33	33	33	33	33	33	33	9	6	33	25	12	12	2	2	2	2	2	2	2	2	2
33	G-Cat Racing	5	1	33	2	2	2	2	2	2	2	2	2	2	31	11	1	12	25	2	12	12	12	12	12	12	12	12	12
7	National Motorsport Aca	6	12	12	12	12	12	12	12	12	12	12	12	12	11	86	12	2	2	25	25	25	25	25	25	25	25	25	25
3	Topcats Racing	7	25	25	25	25	25	25	25	25	25	25	25	25	86	10	2	11	11	31	31	31	31	31	31	31	31	31	31
12	Team Parker Racing	8	31	31	9	9	9	9	9	9	9	9	9	9	10	96	31	31	31	11	11	9	9	9	9	9	9	9	9
9	Forsetti Motorsport	9	9	9	31	31	31	31	31	31	31	31	31	31	96	75	9	72	72	9	9	11	11	11	11	11	11	11	11
25	Driven Performance Eng	10	11	11	11	11	11	11	11	11	11	11	11	11	75	33	72	9	9	72	72	72	72	72	72	72	72	72	72
69	Morpheus Motorsport	11	10	10	10	10	10	10	86	86	86	86	86	86	33	69	86	86	86	86	86	86	86	86	86	96	96	96	96
31	Team Parker Racing	12	96	96	96	72	72	72	10	10	10	10	10	10	69	1	10	10	10	10	10	10	10	96	86	10	10	10	10
10	Forsetti Motorsport	13	72	72	72	86	86	86	72	72	72	72	72	72	1	12	96	96	96	96	96	96	96	10	10	86	86	86	86
11	Paddock Motorsport	14	86	86	86	96	96	96	96	96	96	96	96	96	2	2	75	75	75	69	69	69	69	69	69	69	69	69	69
96	Morpheus Motorsport	15	75	75	75	75	75	75	75	75	75	75	75	75	72	72	69	69	69	75	75	75	75	75	75	75	75	75	75
72	Woodrow Motorsport	16	69	69	69	69	69	69	69	69	69	69	69	69	370	370	370	370	370	370	370	370	370	370	370	370	370	370	370
75	Team Parker Racing	17	370	370	370	370	370	370	370	370	370	370	370	370															
86	SVG Motorsport	18																											
370	Jolt Racing	19																											
99	Tim Gray Motorsport	20																											

GT Cup Championship

RACE 7 - SECTOR ANALYSIS



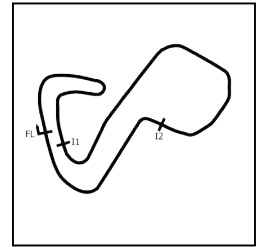
SECTOR 1 = FL to I1, SECTOR 2 = I1 to I2, SECTOR 3 = I2 to FL, DIFF = Difference To Personal Best Lap, P = Crossed Finish Line in Pit Lane, D = Time Disallowed

P1 6 GTO		Team Abba Racing		Mercedes AMG GT3			
IDEAL LAP TIME :		BEST LAP TIME : 1:25.569		DIFFERENCE :			
D1: Ian LOGGIE		D2: Richard NEARY					
LAP	SECTOR 1	SECTOR 2	SECTOR 3	LAP TIME	MPH	DIFF	TIME OF DAY
1 - D2				1:31.159	96.09	5.590	16:34:07.399
2 - D2	27.497			1:27.194	100.46	1.625	16:35:34.593
3 - D2	27.385			1:26.749	100.97	1.180	16:37:01.342
4 - D2	27.504			1:26.933	100.76	1.364	16:38:28.275
5 - D2	27.317			1:27.924	99.62	2.355	16:39:56.199
6 - D2	27.296			1:26.530 (3)	101.23	0.961	16:41:22.729
7 - D2	27.172			1:26.300 (2)	101.50	0.731	16:42:49.029
8 - D2	26.989			1:25.569 (1)	102.37		16:44:14.598
9 - D2	27.327			1:27.491	100.12	1.922	16:45:42.089
10 - D2	27.461			1:27.270	100.37	1.701	16:47:09.359
11 - D2	27.549			1:26.942	100.75	1.373	16:48:36.301
12 - D2	27.158			1:28.064	99.47	2.495	16:50:04.365
13 - D2	27.375			1:26.542	101.22	0.973	16:51:30.907
14 - D2	27.562		IN PIT	2:57.717 P	49.29	1:32.148	16:54:28.624
15 - D2	OUTLAP			1:32.802	94.39	7.233	16:56:01.426
16 - D2	28.022			1:27.999	99.54	2.430	16:57:29.425
17 - D2	27.758			1:27.882	99.67	2.313	16:58:57.307
18 - D2	27.631			1:27.849	99.71	2.280	17:00:25.156
19 - D2	27.889			1:28.457	99.02	2.888	17:01:53.613
20 - D2	27.505			1:26.945	100.75	1.376	17:03:20.558
21 - D2	27.617			1:27.874	99.68	2.305	17:04:48.432
22 - D2	27.516			1:27.978	99.56	2.409	17:06:16.410
23 - D2	27.832			1:28.885	98.55	3.316	17:07:45.295
24 - D2	27.652			1:28.313	99.19	2.744	17:09:13.608
25 - D2	28.124			1:30.292	97.01	4.723	17:10:43.900
26 - D2	27.760			1:30.573	96.71	5.004	17:12:14.473
27 - D2	27.682			1:31.009	96.25	5.440	17:13:45.482

P2 33 GT3 G-Cat Racing		Porsche 911 GTR GT3					
IDEAL LAP TIME : 1:25.259		BEST LAP TIME : 1:25.419		DIFFERENCE : 0.160			
D1: Shamus JENNINGS		D2: Greg CATON					
LAP	SECTOR 1	SECTOR 2	SECTOR 3	LAP TIME	MPH	DIFF	TIME OF DAY
1 - D1		41.256	21.613	1:35.743	91.49	10.324	16:34:11.983
2 - D1	29.662	41.485	21.720	1:32.867	94.32	7.448	16:35:44.850
3 - D1	28.519			1:30.233	97.08	4.814	16:37:15.083
4 - D1	27.915			1:29.389	97.99	3.970	16:38:44.472
5 - D1	27.739	39.935	21.201	1:28.875	98.56	3.456	16:40:13.347
6 - D1	30.751	40.297	21.278	1:32.326	94.87	6.907	16:41:45.673
7 - D1	27.672			1:28.635	98.83	3.216	16:43:14.308
8 - D1	27.821	39.608	21.242	1:28.671	98.79	3.252	16:44:42.979
9 - D1	28.004	39.677	21.163	1:28.844	98.59	3.425	16:46:11.823
10 - D1	27.862	39.525	21.120	1:28.507	98.97	3.088	16:47:40.330
11 - D1	27.788	39.784	21.086	1:28.658	98.80	3.239	16:49:08.988
12 - D1	27.628	39.467	21.032	1:28.127	99.40	2.708	16:50:37.115
13 - D1	28.464	39.972	IN PIT	3:10.344 P	46.02	1:44.925	16:53:47.459
14 - D1	OUTLAP			1:31.686	95.54	6.267	16:55:19.145
15 - D1	27.274			1:27.305	100.33	1.886	16:56:46.450
16 - D1	26.969			1:27.300	100.34	1.881	16:58:13.750
17 - D1	27.110			1:26.761	100.96	1.342	16:59:40.511
18 - D1	27.091	38.636	20.577	1:26.304	101.49	0.885	17:01:06.815
19 - D1	27.043	39.140	20.609	1:26.792	100.92	1.373	17:02:33.607
20 - D1	27.156			1:26.470	101.30	1.051	17:04:00.077
21 - D1	26.983			1:25.624 (3)	102.30	0.205	17:05:25.701
22 - D1	26.777	38.027	20.797	1:25.601 (2)	102.33	0.182	17:06:51.302
23 - D1	27.616	38.433	20.479	1:26.528	101.23	1.109	17:08:17.830
24 - D1	26.802			1:25.419 (1)	102.55		17:09:43.249
25 - D1	27.020	38.185	20.509	1:25.714	102.19	0.295	17:11:08.963
26 - D1	27.002			1:26.563	101.19	1.144	17:12:35.526
27 - D1	27.089	38.211	20.455	1:25.755	102.14	0.336	17:14:01.281

GT Cup Championship

RACE 7 - SECTOR ANALYSIS



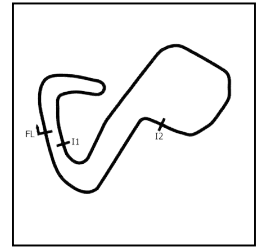
SECTOR 1 = FL to I1, SECTOR 2 = I1 to I2, SECTOR 3 = I2 to FL, DIFF = Difference To Personal Best Lap, P = Crossed Finish Line in Pit Lane, D = Time Disallowed

P3 1 GTO Kendall Developments			Brabham BT62				
IDEAL LAP TIME :		BEST LAP TIME : 1:23.549		DIFFERENCE :			
D1: Paul BAILEY		D2: David BRABHAM (P)					
LAP	SECTOR 1	SECTOR 2	SECTOR 3	LAP TIME	MPH	DIFF	TIME OF DAY
1 - D1				1:36.096	91.15	12.547	16:34:12.336
2 - D1				1:31.824	95.39	8.275	16:35:44.160
3 - D1				1:28.785	98.66	5.236	16:37:12.945
4 - D1				1:28.516	98.96	4.967	16:38:41.461
5 - D1				1:28.836	98.60	5.287	16:40:10.297
6 - D1				1:28.846	98.59	5.297	16:41:39.143
7 - D1				1:28.292	99.21	4.743	16:43:07.435
8 - D1				1:28.118	99.41	4.569	16:44:35.553
9 - D1				1:27.950	99.60	4.401	16:46:03.503
10 - D1				1:27.716	99.86	4.167	16:47:31.219
11 - D1				1:29.519	97.85	5.970	16:49:00.738
12 - D1				1:27.844	99.72	4.295	16:50:28.582
13 - D1			IN PIT	3:36.141	P 40.52	2:12.592	16:54:04.723
14 - D1	OUTLAP			1:28.713	98.74	5.164	16:55:33.437
15 - D1				1:27.398	100.22	3.849	16:57:00.835
16 - D1				1:25.584	102.35	2.035	16:58:26.419
17 - D1				1:26.396	101.39	2.847	16:59:52.815
18 - D1				1:26.272	101.53	2.723	17:01:19.087
19 - D1				1:26.323	101.47	2.774	17:02:45.410
20 - D1				1:25.184	102.83	1.635	17:04:10.594
21 - D1				1:26.372	101.41	2.823	17:05:36.966
22 - D1				1:24.325	103.88	0.776	17:07:01.291
23 - D1				1:26.276	101.53	2.727	17:08:27.567
24 - D1				1:23.549 (1)	104.84		17:09:51.116
25 - D1				1:23.735 (2)	104.61	0.186	17:11:14.851
26 - D1				1:25.091	102.94	1.542	17:12:39.942
27 - D1				1:23.898 (3)	104.41	0.349	17:14:03.840

P4 2 GTC Topcats Racing		Lamborghini Super Trofeo					
IDEAL LAP TIME : 1:28.232		BEST LAP TIME : 1:28.345		DIFFERENCE : 0.113			
D1: Charlotte GILBERT		D2: Tom RAWLINGS (PS)					
LAP	SECTOR 1	SECTOR 2	SECTOR 3	LAP TIME	MPH	DIFF	TIME OF DAY
1 - D1		41.413	21.689	1:34.912	92.29	6.567	16:34:11.152
2 - D1	29.851	41.370	21.612	1:32.833	94.36	4.488	16:35:43.985
3 - D1	29.113	41.521	21.821	1:32.455	94.74	4.110	16:37:16.440
4 - D1	28.628	40.333	21.806	1:30.767	96.50	2.422	16:38:47.207
5 - D1	28.638	40.077	21.371	1:30.086	97.23	1.741	16:40:17.293
6 - D1	28.551	40.706	21.262	1:30.519	96.77	2.174	16:41:47.812
7 - D1	28.447	39.940	21.476	1:29.863	97.47	1.518	16:43:17.675
8 - D1	28.521	39.626	21.302	1:29.449	97.93	1.104	16:44:47.124
9 - D1	28.486	39.444	21.029	1:28.959	98.47	0.614	16:46:16.083
10 - D1	28.160	39.555	21.325	1:29.040	98.38	0.695	16:47:45.123
11 - D1	28.832	40.317	23.020	1:32.169	95.04	3.824	16:49:17.292
12 - D1	28.652			1:29.373	98.01	1.028	16:50:46.665
13 - D1	28.837		IN PIT	3:39.510	P 39.90	2:11.165	16:54:26.175
14 - D1	OUTLAP			1:32.413	94.79	4.068	16:55:58.588
15 - D1	28.409			1:29.311	98.08	0.966	16:57:27.899
16 - D1	28.191			1:29.818	97.52	1.473	16:58:57.717
17 - D1	28.109	39.434	21.195	1:28.738	98.71	0.393	17:00:26.455
18 - D1	28.491			1:29.183	98.22	0.838	17:01:55.638
19 - D1	28.128	39.782	21.084	1:28.994	98.43	0.649	17:03:24.632
20 - D1	28.007	39.542	21.012	1:28.561	98.91	0.216	17:04:53.193
21 - D1	28.151	39.448	21.173	1:28.772	98.67	0.427	17:06:21.965
22 - D1	27.948	39.443	21.079	1:28.470 (3)	99.01	0.125	17:07:50.435
23 - D1	28.040	39.272	21.038	1:28.350 (2)	99.14	0.005	17:09:18.785
24 - D1	28.133			1:28.345 (1)	99.15		17:10:47.130
25 - D1	29.088			1:30.866	96.40	2.521	17:12:17.996
26 - D1	28.315			1:29.115	98.29	0.770	17:13:47.111

GT Cup Championship

RACE 7 - SECTOR ANALYSIS



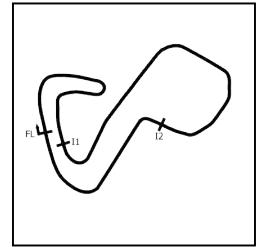
SECTOR 1 = FL to I1, SECTOR 2 = I1 to I2, SECTOR 3 = I2 to FL, DIFF = Difference To Personal Best Lap, P = Crossed Finish Line in Pit Lane, D = Time Disallowed

P5 12 GTC Team Parker Racing			Porsche 911 GT3 Cup				
IDEAL LAP TIME : 1:30.411		BEST LAP TIME : 1:30.411		DIFFERENCE : 0.000			
D1: Miles RUDMAN							
LAP	SECTOR 1	SECTOR 2	SECTOR 3	LAP TIME	MPH	DIFF	TIME OF DAY
1 - D1		41.857	21.800	1:36.971	90.33	6.560	16:34:13.211
2 - D1	29.071	41.464	21.716	1:32.251	94.95	1.840	16:35:45.462
3 - D1	28.841	40.898	21.748	1:31.487	95.74	1.076	16:37:16.949
4 - D1	28.669	40.561	21.600	1:30.830 (2)	96.44	0.419	16:38:47.779
5 - D1	28.601	40.350	21.460	1:30.411 (1)	96.88		16:40:18.190
6 - D1	28.822	40.821	21.477	1:31.120 (3)	96.13	0.709	16:41:49.310
7 - D1	28.894	40.708	21.633	1:31.235	96.01	0.824	16:43:20.545
8 - D1	29.050	40.833	21.554	1:31.437	95.80	1.026	16:44:51.982
9 - D1	29.134	41.401	21.743	1:32.278	94.92	1.867	16:46:24.260
10 - D1	29.215	40.846	21.711	1:31.772	95.45	1.361	16:47:56.032
11 - D1	29.341	40.701	21.570	1:31.612	95.61	1.201	16:49:27.644
12 - D1	29.494	41.303	21.575	1:32.372	94.83	1.961	16:51:00.016
13 - D1	29.295	41.014	21.636	1:31.945	95.27	1.534	16:52:31.961
14 - D1	29.130	40.778	IN PIT	3:12.534 P	45.49	1:42.123	16:55:44.495
15 - D1	OUTLAP	40.595	21.844	1:34.330	92.86	3.919	16:57:18.825
16 - D1	29.189	40.693	21.698	1:31.580	95.65	1.169	16:58:50.405
17 - D1	29.181	40.526	21.771	1:31.478	95.75	1.067	17:00:21.883
18 - D1	29.062	40.917	22.363	1:32.342	94.86	1.931	17:01:54.225
19 - D1	29.219	41.314	21.858	1:32.391	94.81	1.980	17:03:26.616
20 - D1	29.369	41.246	21.958	1:32.573	94.62	2.162	17:04:59.189
21 - D1	29.518	40.951	22.284	1:32.753	94.44	2.342	17:06:31.942
22 - D1	29.516	41.478	21.793	1:32.787	94.40	2.376	17:08:04.729
23 - D1	29.590	40.914	21.530	1:32.034	95.18	1.623	17:09:36.763
24 - D1	29.384	40.897	21.766	1:32.047	95.16	1.636	17:11:08.810
25 - D1	29.654	40.507	22.910	1:33.071	94.11	2.660	17:12:41.881
26 - D1	29.478	40.666	21.580	1:31.724	95.50	1.313	17:14:13.605

P6 25 GTH Driven Performance Engineers			Ginetta G55				
IDEAL LAP TIME : 1:32.408		BEST LAP TIME : 1:32.044		DIFFERENCE : -0.364			
D1: Ray HARRIS							
LAP	SECTOR 1	SECTOR 2	SECTOR 3	LAP TIME	MPH	DIFF	TIME OF DAY
1 - D1		42.182	22.223	1:38.256	89.15	6.212	16:34:14.496
2 - D1	29.068			1:32.726	94.47	0.682	16:35:47.222
3 - D1	28.899			1:32.545	94.65	0.501	16:37:19.767
4 - D1	28.900	41.286	22.258	1:32.444	94.75	0.400	16:38:52.211
5 - D1	29.073			1:32.573	94.62	0.529	16:40:24.784
6 - D1	28.960			1:32.749	94.44	0.705	16:41:57.533
7 - D1	29.017			1:32.802	94.39	0.758	16:43:30.335
8 - D1	28.936			1:32.096 (3)	95.11	0.052	16:45:02.431
9 - D1	28.945			1:32.044 (1)	95.17		16:46:34.475
10 - D1	29.032			1:32.052 (2)	95.16	0.008	16:48:06.527
11 - D1	28.906			1:32.323	94.88	0.279	16:49:38.850
12 - D1	29.090			1:32.474	94.72	0.430	16:51:11.324
13 - D1	29.633			1:33.453	93.73	1.409	16:52:44.777
14 - D1	29.243			1:32.768	94.42	0.724	16:54:17.545
15 - D1	29.131			1:32.623	94.57	0.579	16:55:50.168
16 - D1	29.231		IN PIT	2:57.713 P	49.29	1:25.669	16:58:47.881
17 - D1	OUTLAP			1:37.402	89.93	5.358	17:00:25.283
18 - D1	30.460			1:34.387	92.80	2.343	17:01:59.670
19 - D1	29.685		IN PIT	1:58.208 P	74.10	26.164	17:03:57.878
20 - D1	OUTLAP			1:36.479	90.79	4.435	17:05:34.357
21 - D1	29.402			1:33.711	93.47	1.667	17:07:08.068
22 - D1	29.045			1:32.362	94.84	0.318	17:08:40.430
23 - D1	28.909			1:32.111	95.10	0.067	17:10:12.541
24 - D1	29.168			1:32.745	94.45	0.701	17:11:45.286
25 - D1	29.349			1:32.842	94.35	0.798	17:13:18.128
26 - D1	29.170			1:33.265	93.92	1.221	17:14:51.393

GT Cup Championship

RACE 7 - SECTOR ANALYSIS



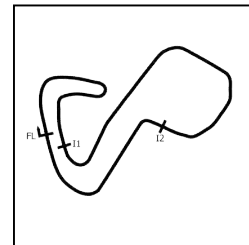
SECTOR 1 = FL to I1, SECTOR 2 = I1 to I2, SECTOR 3 = I2 to FL, DIFF = Difference To Personal Best Lap, P = Crossed Finish Line in Pit Lane, D = Time Disallowed

P7 31 GTH Team Parker Racing				Mercedes AMG GT4			
IDEAL LAP TIME : 1:31.892		BEST LAP TIME : 1:31.942		DIFFERENCE : 0.050			
D1: Charles DAWSON		D2: Seb MORRIS					
LAP	SECTOR 1	SECTOR 2	SECTOR 3	LAP TIME	MPH	DIFF	TIME OF DAY
1 - D1		42.136	22.453	1:38.829	88.63	6.887	16:34:15.069
2 - D1	29.379	41.935	22.309	1:33.623	93.56	1.681	16:35:48.692
3 - D1	29.178	41.257	22.785	1:33.220	93.96	1.278	16:37:21.912
4 - D1	29.707	41.085	22.162	1:32.954	94.23	1.012	16:38:54.866
5 - D1	29.133	41.284	22.099	1:32.516	94.68	0.574	16:40:27.382
6 - D1	29.099	41.076	22.182	1:32.357	94.84	0.415	16:41:59.739
7 - D1	29.243	41.051	22.185	1:32.479	94.72	0.537	16:43:32.218
8 - D1	29.319	41.158	22.169	1:32.646	94.55	0.704	16:45:04.864
9 - D1	29.187	41.050	22.202	1:32.439	94.76	0.497	16:46:37.303
10 - D1	29.309	41.102	22.163	1:32.574	94.62	0.632	16:48:09.877
11 - D1	29.241	41.172	22.095	1:32.508	94.69	0.566	16:49:42.385
12 - D1	29.282	41.228	22.231	1:32.741	94.45	0.799	16:51:15.126
13 - D1	29.341	41.939	22.400	1:33.680	93.50	1.738	16:52:48.806
14 - D1	29.351	41.668	22.464	1:33.483	93.70	1.541	16:54:22.289
15 - D1	29.284	41.164	IN PIT	3:27.930 P	42.12	1:55.988	16:57:50.219
16 - D2	OUTLAP	41.239	22.445	1:35.364	91.85	3.422	16:59:25.583
17 - D2	29.275			1:33.756	93.43	1.814	17:00:59.339
18 - D2	29.467	41.322	22.181	1:32.970	94.22	1.028	17:02:32.309
19 - D2	30.253	41.147	22.264	1:33.664	93.52	1.722	17:04:05.973
20 - D2	29.227	41.141	22.322	1:32.690	94.50	0.748	17:05:38.663
21 - D2	29.196	41.011	22.192	1:32.399	94.80	0.457	17:07:11.062
22 - D2	29.076	40.880	22.164	1:32.120 (2)	95.09	0.178	17:08:43.182
23 - D2	29.029	40.768	22.145	1:31.942 (1)	95.27		17:10:15.124
24 - D2	29.113			1:32.203 (3)	95.00	0.261	17:11:47.327
25 - D2	29.154			1:32.387	94.81	0.445	17:13:19.714
26 - D2	29.180	41.248	22.310	1:32.738	94.45	0.796	17:14:52.452

P8 9 GTH Forsetti Motorsport				Aston Martin Vantage GT4			
IDEAL LAP TIME : 1:31.545		BEST LAP TIME : 1:31.728		DIFFERENCE : 0.183			
D1: Matthew HIGGINS		D2: Mikey PORTER (PS)					
LAP	SECTOR 1	SECTOR 2	SECTOR 3	LAP TIME	MPH	DIFF	TIME OF DAY
1 - D2		42.313	22.299	1:39.138	88.35	7.410	16:34:15.378
2 - D2	29.209	42.242	22.097	1:33.548	93.64	1.820	16:35:48.926
3 - D2	29.290			1:32.945	94.24	1.217	16:37:21.871
4 - D2	29.181	41.193	22.029	1:32.403	94.80	0.675	16:38:54.274
5 - D2	28.918	41.137	22.061	1:32.116	95.09	0.388	16:40:26.390
6 - D2	28.963	40.985	22.941	1:32.889	94.30	1.161	16:41:59.279
7 - D2	29.022	41.032	22.029	1:32.083	95.12	0.355	16:43:31.362
8 - D2	29.009	41.152	21.969	1:32.130	95.08	0.402	16:45:03.492
9 - D2	29.153	41.334	22.091	1:32.578	94.62	0.850	16:46:36.070
10 - D2	29.247	41.243	22.289	1:32.779	94.41	1.051	16:48:08.849
11 - D2	29.150	41.257	22.140	1:32.547	94.65	0.819	16:49:41.396
12 - D2	29.205	41.733	22.227	1:33.165	94.02	1.437	16:51:14.561
13 - D2	29.130	41.764	22.168	1:33.062	94.12	1.334	16:52:47.623
14 - D2	29.291	41.082	22.265	1:32.638	94.55	0.910	16:54:20.261
15 - D2	29.299	41.482	IN PIT	3:33.621 P	41.00	2:01.893	16:57:53.882
16 - D2	OUTLAP	41.807	22.495	1:36.504	90.77	4.776	16:59:30.386
17 - D2	29.367			1:33.226	93.96	1.498	17:01:03.612
18 - D2	29.219			1:32.408	94.79	0.680	17:02:36.020
19 - D2	29.122	40.810	22.197	1:32.129	95.08	0.401	17:04:08.149
20 - D2	29.177			1:34.655	92.54	2.927	17:05:42.804
21 - D2	29.304	40.766	22.190	1:32.260	94.94	0.532	17:07:15.064
22 - D2	29.101	40.742	21.885	1:31.728 (1)	95.49		17:08:46.792
23 - D2	29.033			1:31.787 (2)	95.43	0.059	17:10:18.579
24 - D2	29.216	40.780	21.942	1:31.938	95.27	0.210	17:11:50.517
25 - D2	29.214			1:32.002	95.21	0.274	17:13:22.519
26 - D2	29.035			1:31.825 (3)	95.39	0.097	17:14:54.344

GT Cup Championship

RACE 7 - SECTOR ANALYSIS



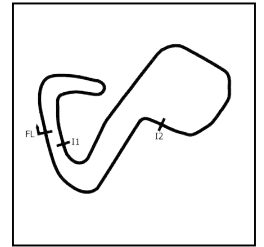
SECTOR 1 = FL to I1, SECTOR 2 = I1 to I2, SECTOR 3 = I2 to FL, DIFF = Difference To Personal Best Lap, P = Crossed Finish Line in Pit Lane, D = Time Disallowed

P9 11 GTH Paddock Motorsport				McLaren Artura GT4			
IDEAL LAP TIME : 1:33.204		BEST LAP TIME : 1:33.058		DIFFERENCE : -0.146			
D1: Michael ORANT		D2: Jake POOLE					
LAP	SECTOR 1	SECTOR 2	SECTOR 3	LAP TIME	MPH	DIFF	TIME OF DAY
1 - D1				1:40.070	87.53	7.012	16:34:16.310
2 - D1	29.156			1:34.440	92.75	1.382	16:35:50.750
3 - D1	29.434			1:33.306 (2)	93.88	0.248	16:37:24.056
4 - D1	29.470			1:33.874	93.31	0.816	16:38:57.930
5 - D1	29.324			1:34.031	93.15	0.973	16:40:31.961
6 - D1	29.552			1:33.766	93.42	0.708	16:42:05.727
7 - D1	29.582			1:33.990	93.19	0.932	16:43:39.717
8 - D1	29.490	41.805	22.352	1:33.647	93.54	0.589	16:45:13.364
9 - D1	29.500			1:33.846	93.34	0.788	16:46:47.210
10 - D1	29.631			1:34.142	93.04	1.084	16:48:21.352
11 - D1	29.717			1:34.017	93.17	0.959	16:49:55.369
12 - D1	29.444			1:33.668	93.52	0.610	16:51:29.037
13 - D1	29.582	41.757	22.291	1:33.630 (3)	93.55	0.572	16:53:02.667
14 - D1	29.720	42.275	22.341	1:34.336	92.85	1.278	16:54:37.003
15 - D1	29.470			1:33.926	93.26	0.868	16:56:10.929
16 - D1	29.857		IN PIT	3:09.683 P	46.18	1:36.625	16:59:20.612
17 - D1	OUTLAP			1:38.557	88.88	5.499	17:00:59.169
18 - D1	30.490			1:34.462	92.73	1.404	17:02:33.631
19 - D1	29.607			1:33.742	93.44	0.684	17:04:07.373
20 - D1	29.588			1:35.584	91.64	2.526	17:05:42.957
21 - D1	29.699			1:34.382	92.81	1.324	17:07:17.339
22 - D1	29.561			1:33.728	93.46	0.670	17:08:51.067
23 - D1	29.454			1:33.740	93.44	0.682	17:10:24.807
24 - D1	29.193			1:33.058 (1)	94.13		17:11:57.865
25 - D1	29.506			1:33.962	93.22	0.904	17:13:31.827
26 - D1	29.702			1:33.718	93.47	0.660	17:15:05.545

P10 72 GTC Woodrow Motorsport				BMW M3 GTR			
IDEAL LAP TIME :		BEST LAP TIME : 1:33.189		DIFFERENCE :			
D1: Chris MURPHY							
LAP	SECTOR 1	SECTOR 2	SECTOR 3	LAP TIME	MPH	DIFF	TIME OF DAY
1 - D1				1:43.773	84.41	10.584	16:34:20.013
2 - D1	30.392			1:35.006	92.20	1.817	16:35:55.019
3 - D1	29.298			1:33.840	93.34	0.651	16:37:28.859
4 - D1	29.638			1:34.231	92.96	1.042	16:39:03.090
5 - D1	30.111			1:34.146	93.04	0.957	16:40:37.236
6 - D1	29.560			1:33.854	93.33	0.665	16:42:11.090
7 - D1	29.834			1:39.126	88.37	5.937	16:43:50.216
8 - D1	29.603			1:33.988	93.20	0.799	16:45:24.204
9 - D1	29.404			1:33.873	93.31	0.684	16:46:58.077
10 - D1	28.969			1:33.189 (1)	94.00		16:48:31.266
11 - D1	29.925			1:35.809	91.43	2.620	16:50:07.075
12 - D1	29.213			1:33.637	93.55	0.448	16:51:40.712
13 - D1	29.181		IN PIT	3:01.273 P	48.32	1:28.084	16:54:41.985
14 - D1	OUTLAP			1:40.630	87.05	7.441	16:56:22.615
15 - D1	29.265			1:33.311 (2)	93.87	0.122	16:57:55.926
16 - D1	29.645			1:34.143	93.04	0.954	16:59:30.069
17 - D1	29.330			1:33.508 (3)	93.68	0.319	17:01:03.577
18 - D1	29.930			1:34.392	92.80	1.203	17:02:37.969
19 - D1	28.832			1:34.378	92.81	1.189	17:04:12.347
20 - D1	29.770			1:34.824	92.38	1.635	17:05:47.171
21 - D1	29.423			1:36.624	90.65	3.435	17:07:23.795
22 - D1	30.213			1:35.091	92.12	1.902	17:08:58.886
23 - D1	29.518			1:34.281	92.91	1.092	17:10:33.167
24 - D1	29.200			1:33.726	93.46	0.537	17:12:06.893
25 - D1	29.489			1:35.142	92.07	1.953	17:13:42.035
26 - D1	29.818			1:35.803	91.43	2.614	17:15:17.838

GT Cup Championship

RACE 7 - SECTOR ANALYSIS



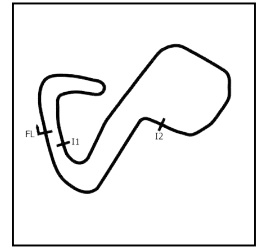
SECTOR 1 = FL to I1, SECTOR 2 = I1 to I2, SECTOR 3 = I2 to FL, DIFF = Difference To Personal Best Lap, P = Crossed Finish Line in Pit Lane, D = Time Disallowed

P11 96 GTH Morpheus Motorsport				Mercedes AMG GT4			
IDEAL LAP TIME : 1:32.319		BEST LAP TIME : 1:32.377		DIFFERENCE : 0.058			
D1: Jon CURRIE		D2: Marcus CLUTTON					
LAP	SECTOR 1	SECTOR 2	SECTOR 3	LAP TIME	MPH	DIFF	TIME OF DAY
1 - D1		43.319	24.678	1:43.607	84.54	11.230	16:34:19.847
2 - D1	29.985	41.864	22.621	1:34.470	92.72	2.093	16:35:54.317
3 - D1	29.461	42.064	22.610	1:34.135	93.05	1.758	16:37:28.452
4 - D1	29.662			1:36.284	90.97	3.907	16:39:04.736
5 - D1	29.595			1:33.957	93.23	1.580	16:40:38.693
6 - D1	29.634	41.870	22.497	1:34.001	93.18	1.624	16:42:12.694
7 - D1	29.480	44.017	24.476	1:37.973	89.41	5.596	16:43:50.667
8 - D1	29.704	42.063	22.608	1:34.375	92.81	1.998	16:45:25.042
9 - D1	29.591	41.743	22.327	1:33.661	93.52	1.284	16:46:58.703
10 - D1	29.282	42.084	22.546	1:33.912	93.27	1.535	16:48:32.615
11 - D1	29.524	42.642	22.828	1:34.994	92.21	2.617	16:50:07.609
12 - D1	29.796	41.935	22.490	1:34.221	92.97	1.844	16:51:41.830
13 - D1	29.839	42.018	22.528	1:34.385	92.80	2.008	16:53:16.215
14 - D1	29.662	41.829	22.695	1:34.186	93.00	1.809	16:54:50.401
15 - D1	29.969		IN PIT	3:24.286 P	42.88	1:51.909	16:58:14.687
16 - D1	OUTLAP	41.325	22.392	1:35.844	91.39	3.467	16:59:50.531
17 - D1	29.041	41.326	22.043	1:32.410 (2)	94.79	0.033	17:01:22.941
18 - D1	29.050	41.235	22.511	1:32.796 (3)	94.39	0.419	17:02:55.737
19 - D1	29.615	42.005	22.589	1:34.209	92.98	1.832	17:04:29.946
20 - D1	29.563	41.941	23.105	1:34.609	92.58	2.232	17:06:04.555
21 - D1	29.546			1:33.637	93.55	1.260	17:07:38.192
22 - D1	29.492	41.311	22.155	1:32.958	94.23	0.581	17:09:11.150
23 - D1	29.163	41.919	22.506	1:33.588	93.60	1.211	17:10:44.738
24 - D1	29.050			1:32.377 (1)	94.82		17:12:17.115
25 - D1	29.264	41.370	22.617	1:33.251	93.93	0.874	17:13:50.366

P12 10 GTH Forsetti Motorsport				Aston Martin Vantage GT4			
IDEAL LAP TIME :		BEST LAP TIME : 1:33.444		DIFFERENCE :			
D1: Jodie SLOSS		D2: Rianna O'MEARA-HUNT (P					
LAP	SECTOR 1	SECTOR 2	SECTOR 3	LAP TIME	MPH	DIFF	TIME OF DAY
1 - D1				1:42.274	85.65	8.830	16:34:18.514
2 - D1	29.511			1:34.627	92.57	1.183	16:35:53.141
3 - D1	29.772			1:34.889	92.31	1.445	16:37:28.030
4 - D1	29.570			1:34.817	92.38	1.373	16:39:02.847
5 - D1	29.572			1:33.811	93.37	0.367	16:40:36.658
6 - D1	29.659			1:33.942	93.24	0.498	16:42:10.600
7 - D1	30.388			1:39.121	88.37	5.677	16:43:49.721
8 - D1	29.662			1:33.952	93.23	0.508	16:45:23.673
9 - D1	29.387			1:33.444 (1)	93.74		16:46:57.117
10 - D1	29.330			1:33.478 (2)	93.71	0.034	16:48:30.595
11 - D1	30.064			1:35.053	92.15	1.609	16:50:05.648
12 - D1	29.504			1:34.265	92.92	0.821	16:51:39.913
13 - D1	29.384			1:33.971	93.21	0.527	16:53:13.884
14 - D1	29.304			1:33.730	93.45	0.286	16:54:47.614
15 - D1	30.573		IN PIT	3:19.623 P	43.88	1:46.179	16:58:07.237
16 - D1	OUTLAP			1:38.854	88.61	5.410	16:59:46.091
17 - D1	29.781			1:35.225	91.99	1.781	17:01:21.316
18 - D1	29.435			1:34.104	93.08	0.660	17:02:55.420
19 - D1	29.634			1:34.213	92.97	0.769	17:04:29.633
20 - D1	29.653			1:34.700	92.50	1.256	17:06:04.333
21 - D1	29.467			1:33.615 (3)	93.57	0.171	17:07:37.948
22 - D1	30.221			1:34.230	92.96	0.786	17:09:12.178
23 - D1	29.395			1:33.903	93.28	0.459	17:10:46.081
24 - D1	30.044			1:34.097	93.09	0.653	17:12:20.178
25 - D1	29.698			1:35.463	91.76	2.019	17:13:55.641

GT Cup Championship

RACE 7 - SECTOR ANALYSIS



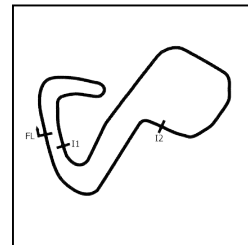
SECTOR 1 = FL to I1, SECTOR 2 = I1 to I2, SECTOR 3 = I2 to FL, DIFF = Difference To Personal Best Lap, P = Crossed Finish Line in Pit Lane, D = Time Disallowed

P13 86 GTH SVG Motorsport				Ginetta G56 GT4			
IDEAL LAP TIME : 1:36.039		BEST LAP TIME : 1:33.455		DIFFERENCE : -2.584			
D1: James TOWNSEND		D2: Leona THEOBALD					
LAP	SECTOR 1	SECTOR 2	SECTOR 3	LAP TIME	MPH	DIFF	TIME OF DAY
1 - D1				1:44.365	83.93	10.910	16:34:20.605
2 - D1	30.160			1:35.538	91.68	2.083	16:35:56.143
3 - D1	29.412			1:33.636 (3)	93.55	0.181	16:37:29.779
4 - D1	29.557			1:34.597	92.60	1.142	16:39:04.376
5 - D1	29.482			1:33.872	93.31	0.417	16:40:38.248
6 - D1	29.370			1:33.536 (2)	93.65	0.081	16:42:11.784
7 - D1	29.363			1:37.129	90.18	3.674	16:43:48.913
8 - D1	29.324			1:33.455 (1)	93.73		16:45:22.368
9 - D1	29.553			1:33.758	93.43	0.303	16:46:56.126
10 - D1	29.598			1:34.157	93.03	0.702	16:48:30.283
11 - D1	30.099			1:34.967	92.24	1.512	16:50:05.250
12 - D1	29.649			1:33.961	93.22	0.506	16:51:39.211
13 - D1	29.636			1:33.882	93.30	0.427	16:53:13.093
14 - D1	29.730			1:34.042	93.14	0.587	16:54:47.135
15 - D1	30.878		IN PIT	3:09.140 P	46.31	1:35.685	16:57:56.275
16 - D1	OUTLAP			1:39.445	88.08	5.990	16:59:35.720
17 - D1	29.849			1:35.774	91.46	2.319	17:01:11.494
18 - D1	29.824	43.482	23.233	1:36.539	90.73	3.084	17:02:48.033
19 - D1	30.079			1:35.017	92.19	1.562	17:04:23.050
20 - D1	29.932			1:35.537	91.69	2.082	17:05:58.587
21 - D1	29.832			1:35.103	92.10	1.648	17:07:33.690
22 - D1	29.683			1:35.871	91.37	2.416	17:09:09.561
23 - D1	29.819			1:36.360	90.90	2.905	17:10:45.921
24 - D1	31.028			1:36.706	90.58	3.251	17:12:22.627
25 - D1	29.922			1:35.540	91.68	2.085	17:13:58.167

P14 69 GTH Morpheus Motorsport				Mercedes AMG GT4			
IDEAL LAP TIME : 1:33.424		BEST LAP TIME : 1:33.499		DIFFERENCE : 0.075			
D1: Stephen WALTON		D2: Chris HART					
LAP	SECTOR 1	SECTOR 2	SECTOR 3	LAP TIME	MPH	DIFF	TIME OF DAY
1 - D1		43.602	37.374	1:55.681	75.72	22.182	16:34:31.921
2 - D1	31.348	43.200	23.186	1:37.734	89.62	4.235	16:36:09.655
3 - D1	30.024	43.748	23.247	1:37.019	90.28	3.520	16:37:46.674
4 - D1	30.269	43.082	22.989	1:36.340	90.92	2.841	16:39:23.014
5 - D1	29.986	43.063	23.200	1:36.249	91.01	2.750	16:40:59.263
6 - D1	30.012	43.050	22.959	1:36.021	91.22	2.522	16:42:35.284
7 - D1	29.973	42.936	23.098	1:36.007	91.24	2.508	16:44:11.291
8 - D1	30.503	43.226	22.826	1:36.555	90.72	3.056	16:45:47.846
9 - D1	30.299	43.796	23.195	1:37.290	90.03	3.791	16:47:25.136
10 - D1	30.339			1:37.430	89.90	3.931	16:49:02.566
11 - D1	29.918	42.881	22.932	1:35.731	91.50	2.232	16:50:38.297
12 - D1	29.837	42.815	22.714	1:35.366	91.85	1.867	16:52:13.663
13 - D1	30.002	42.816	23.184	1:36.002	91.24	2.503	16:53:49.665
14 - D1	30.451	42.955	23.157	1:36.563	90.71	3.064	16:55:26.228
15 - D1	30.273	43.203	IN PIT	3:03.884 P	47.63	1:30.385	16:58:30.112
16 - D1	OUTLAP	42.018	22.564	1:36.539	90.73	3.040	17:00:06.651
17 - D1	29.625			1:33.783 (2)	93.40	0.284	17:01:40.434
18 - D1	29.540	42.261	22.646	1:34.447	92.74	0.948	17:03:14.881
19 - D1	29.489			1:33.805 (3)	93.38	0.306	17:04:48.686
20 - D1	29.468			1:34.284	92.90	0.785	17:06:22.970
21 - D1	29.492			1:33.858	93.33	0.359	17:07:56.828
22 - D1	29.408	41.835	22.904	1:34.147	93.04	0.648	17:09:30.975
23 - D1	29.405	41.554	22.540	1:33.499 (1)	93.68		17:11:04.474
24 - D1	29.399			1:34.044	93.14	0.545	17:12:38.518
25 - D1	30.055	41.716	22.471	1:34.242	92.95	0.743	17:14:12.760

GT Cup Championship

RACE 7 - SECTOR ANALYSIS



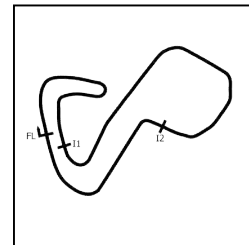
SECTOR 1 = FL to I1, SECTOR 2 = I1 to I2, SECTOR 3 = I2 to FL, DIFF = Difference To Personal Best Lap, P = Crossed Finish Line in Pit Lane, D = Time Disallowed

P15 75 GTC Team Parker Racing				Porsche 911 GT3 Cup			
IDEAL LAP TIME : 1:34.490		BEST LAP TIME : 1:34.615		DIFFERENCE : 0.125			
D1: Keith BUSH							
LAP	SECTOR 1	SECTOR 2	SECTOR 3	LAP TIME	MPH	DIFF	TIME OF DAY
1 - D1				1:45.030	83.40	10.415	16:34:21.270
2 - D1	30.889	42.872	22.877	1:36.638	90.64	2.023	16:35:57.908
3 - D1	30.375	41.953	22.861	1:35.189	92.02	0.574	16:37:33.097
4 - D1	29.999			1:35.976	91.27	1.361	16:39:09.073
5 - D1	30.368	42.347	22.666	1:35.381	91.84	0.766	16:40:44.454
6 - D1	30.340	42.364	22.611	1:35.315	91.90	0.700	16:42:19.769
7 - D1	30.025			1:35.246	91.97	0.631	16:43:55.015
8 - D1	31.903	42.642	22.724	1:37.269	90.05	2.654	16:45:32.284
9 - D1	30.338	42.458	22.838	1:35.634	91.59	1.019	16:47:07.918
10 - D1	30.912			1:35.936	91.30	1.321	16:48:43.854
11 - D1	30.481			1:36.130	91.12	1.515	16:50:19.984
12 - D1	30.514	43.552	23.061	1:37.127	90.18	2.512	16:51:57.111
13 - D1	30.381			1:35.970	91.27	1.355	16:53:33.081
14 - D1	30.363			1:35.669	91.56	1.054	16:55:08.750
15 - D1	31.051		IN PIT	3:12.069 P	45.60	1:37.454	16:58:20.819
16 - D1	OUTLAP			1:40.440	87.21	5.825	17:00:01.259
17 - D1	30.637			1:36.398	90.87	1.783	17:01:37.657
18 - D1	30.369		IN PIT	1:59.298 P	73.42	24.683	17:03:36.955
19 - D1	OUTLAP			1:39.225	88.28	4.610	17:05:16.180
20 - D1	30.343			1:36.717	90.57	2.102	17:06:52.897
21 - D1	30.727			1:37.515	89.83	2.900	17:08:30.412
22 - D1	30.317			1:36.054	91.19	1.439	17:10:06.466
23 - D1	30.204			1:34.687 (2)	92.51	0.072	17:11:41.153
24 - D1	29.926			1:34.615 (1)	92.58		17:13:15.768
25 - D1	30.248			1:35.006 (3)	92.20	0.391	17:14:50.774

P16 370 GTA Jolt Racing			McLaren 570S GT4				
IDEAL LAP TIME :		BEST LAP TIME : 1:37.829		DIFFERENCE :			
D1: Rupert WILLIAMS		D2: John INGRAM (PS)					
LAP	SECTOR 1	SECTOR 2	SECTOR 3	LAP TIME	MPH	DIFF	TIME OF DAY
1 - D1				1:56.803	74.99	18.974	16:34:33.043
2 - D1	34.675			1:51.547	78.53	13.718	16:36:24.590
3 - D1	33.839			1:50.677	79.14	12.848	16:38:15.267
4 - D1	34.072			1:51.427	78.61	13.598	16:40:06.694
5 - D1	35.041			1:53.618	77.09	15.789	16:42:00.312
6 - D1	34.639			1:52.722	77.71	14.893	16:43:53.034
7 - D1	34.603			1:49.945	79.67	12.116	16:45:42.979
8 - D1	33.893			1:47.774	81.27	9.945	16:47:30.753
9 - D1	33.961			1:49.318	80.13	11.489	16:49:20.071
10 - D1	33.648			1:47.698	81.33	9.869	16:51:07.769
11 - D1	33.250			1:48.007	81.10	10.178	16:52:55.776
12 - D1	33.456			1:47.553	81.44	9.724	16:54:43.329
13 - D1	34.504			1:49.070	80.31	11.241	16:56:32.399
14 - D1	33.075		IN PIT	4:02.407 P	36.13	2:24.578	17:00:34.806
15 - D1	OUTLAP			1:49.813	79.77	11.984	17:02:24.619
16 - D1	31.428			1:39.720	87.84	1.891	17:04:04.339
17 - D1	31.784			1:40.654	87.02	2.825	17:05:44.993
18 - D1	31.165			1:38.634	88.81	0.805	17:07:23.627
19 - D1	31.268			1:38.012 (2)	89.37	0.183	17:09:01.639
20 - D1	30.985			1:37.829 (1)	89.54		17:10:39.468
21 - D1	30.853			1:38.998	88.48	1.169	17:12:18.466
22 - D1	31.019			1:38.415 (3)	89.00	0.586	17:13:56.881

GT Cup Championship

RACE 7 - SECTOR ANALYSIS



SECTOR 1 = FL to I1, SECTOR 2 = I1 to I2, SECTOR 3 = I2 to FL, DIFF = Difference To Personal Best Lap, P = Crossed Finish Line in Pit Lane, D = Time Disallowed

P17 5 GTO CTR Developments			Porsche 935				
IDEAL LAP TIME :		BEST LAP TIME : 1:27.963		DIFFERENCE :			
D1: Richard CHAMBERLAIN							
LAP	SECTOR 1	SECTOR 2	SECTOR 3	LAP TIME	MPH	DIFF	TIME OF DAY
1 - D1				1:35.065	92.14	7.102	16:34:11.305
2 - D1	29.222			1:30.773	96.50	2.810	16:35:42.078
3 - D1	28.981			1:29.814	97.53	1.851	16:37:11.892
4 - D1	28.235			1:28.866	98.57	0.903	16:38:40.758
5 - D1	28.471			1:28.316	99.18	0.353	16:40:09.074
6 - D1	28.821			1:28.451	99.03	0.488	16:41:37.525
7 - D1	28.536			1:28.441	99.04	0.478	16:43:05.966
8 - D1	28.540			1:28.195 (3)	99.32	0.232	16:44:34.161
9 - D1	28.454			1:28.123 (2)	99.40	0.160	16:46:02.284
10 - D1	27.994			1:27.963 (1)	99.58		16:47:30.247
11 - D1	29.480			1:29.668	97.69	1.705	16:48:59.915
12 - D1	28.153			1:30.998	96.26	3.035	16:50:30.913

GT Cup Championship

RACE 7 - BEST SECTORS

SECTOR 1				SECTOR 2				SECTOR 3				IDEAL / BEST COMPARISON					
POS	NO	NAME	TIME	NO	NAME	TIME	NO	NAME	TIME	POS	NO	NAME	IDEAL	BEST	DIFF		
												PERFECT LAP		1:25.259			
1	33	G-Cat Racing	26.777	33	G-Cat Racing	38.027	33	G-Cat Racing	20.455	1	33	G-Cat Racing	1:25.259	1:25.419	0.160		
2	6	Team Abba Racing	26.989	2	Topcats Racing	39.272	2	Topcats Racing	21.012	2	2	Topcats Racing	1:28.232	1:28.345	0.113		
3	2	Topcats Racing	27.948	12	Team Parker Racing	40.350	12	Team Parker Racing	21.460	3	12	Team Parker Racing	1:30.411	1:30.411	0.000		
4	5	CTR Developments	27.994	9	Forsetti Motorsport	40.742	9	Forsetti Motorsport	21.885	4	9	Forsetti Motorsport	1:31.545	1:31.728	0.183		
5	12	Team Parker Racing	28.601	31	Team Parker Racing	40.768	96	Morpheus Motorsport	22.043	5	31	Team Parker Racing	1:31.892	1:31.942	0.050		
6	72	Woodrow Motorsport	28.832	96	Morpheus Motorsport	41.235	31	Team Parker Racing	22.095	6	96	Morpheus Motorsport	1:32.319	1:32.377	0.058		
7	25	Driven Performance Engineers	28.899	25	Driven Performance Engineers	41.286	25	Driven Performance Engineers	22.223	7	25	Driven Performance Engineers	1:32.408	1:32.044	-0.364		
8	9	Forsetti Motorsport	28.918	69	Morpheus Motorsport	41.554	11	Paddock Motorsport	22.291	8	11	Paddock Motorsport	1:33.204	1:33.058	-0.146		
9	31	Team Parker Racing	29.029	11	Paddock Motorsport	41.757	69	Morpheus Motorsport	22.471	9	69	Morpheus Motorsport	1:33.424	1:33.499	0.075		
10	96	Morpheus Motorsport	29.041	75	Team Parker Racing	41.953	75	Team Parker Racing	22.611	10	75	Team Parker Racing	1:34.490	1:34.615	0.125		
11	11	Paddock Motorsport	29.156	86	SVG Motorsport	43.482	86	SVG Motorsport	23.233	11	86	SVG Motorsport	1:36.039	1:33.455	-2.584		
12	10	Forsetti Motorsport	29.304							12	5	CTR Developments		1:27.963			
13	86	SVG Motorsport	29.324							13	10	Forsetti Motorsport		1:33.444			
14	69	Morpheus Motorsport	29.399							14	72	Woodrow Motorsport		1:33.189			
15	75	Team Parker Racing	29.926							15	6	Team Abba Racing		1:25.569			
16	370	Jolt Racing	30.853							16	1	Kendall Developments		1:23.549			
17										17	370	Jolt Racing		1:37.829			

GT Cup Championship

RACE 7 - PIT STOP ANALYSIS

P1 6 Team Abba Racing				
STOP	IN TIME	STOP TIME	TOTAL TIME	OUT TIME
1 -	16:52:56.696	1:31.928	1:31.928	16:54:28.624

P2 33 G-Cat Racing				
STOP	IN TIME	STOP TIME	TOTAL TIME	OUT TIME
1 -	16:52:07.116	1:40.343	1:40.343	16:53:47.459

P4 2 Topcats Racing				
STOP	IN TIME	STOP TIME	TOTAL TIME	OUT TIME
1 -	16:52:16.042	2:10.133	2:10.133	16:54:26.175

P5 12 Team Parker Racing				
STOP	IN TIME	STOP TIME	TOTAL TIME	OUT TIME
1 -	16:54:03.279	1:41.216	1:41.216	16:55:44.495

P6 25 Driven Performance Engineers				
STOP	IN TIME	STOP TIME	TOTAL TIME	OUT TIME
1 -	16:57:22.476	1:25.405	1:25.405	16:58:47.881
2 -	17:03:32.912	24.966	1:50.371	17:03:57.878

P7 31 Team Parker Racing				
STOP	IN TIME	STOP TIME	TOTAL TIME	OUT TIME
1 -	16:55:53.368	1:56.851	1:56.851	16:57:50.219

P8 9 Forsetti Motorsport				
STOP	IN TIME	STOP TIME	TOTAL TIME	OUT TIME
1 -	16:55:52.069	2:01.813	2:01.813	16:57:53.882

P9 11 Paddock Motorsport				
STOP	IN TIME	STOP TIME	TOTAL TIME	OUT TIME
1 -	16:57:44.525	1:36.087	1:36.087	16:59:20.612

P10 72 Woodrow Motorsport				
STOP	IN TIME	STOP TIME	TOTAL TIME	OUT TIME
1 -	16:53:13.734	1:28.251	1:28.251	16:54:41.985

P11 96 Morpheus Motorsport				
STOP	IN TIME	STOP TIME	TOTAL TIME	OUT TIME
1 -	16:56:25.039	1:49.648	1:49.648	16:58:14.687

P12 10 Forsetti Motorsport				
STOP	IN TIME	STOP TIME	TOTAL TIME	OUT TIME
1 -	16:56:23.579	1:43.658	1:43.658	16:58:07.237

P13 86 SVG Motorsport				
STOP	IN TIME	STOP TIME	TOTAL TIME	OUT TIME
1 -	16:56:22.183	1:34.092	1:34.092	16:57:56.275

P14 69 Morpheus Motorsport				
STOP	IN TIME	STOP TIME	TOTAL TIME	OUT TIME
1 -	16:57:02.556	1:27.556	1:27.556	16:58:30.112

P15 75 Team Parker Racing				
STOP	IN TIME	STOP TIME	TOTAL TIME	OUT TIME
1 -	16:56:46.624	1:34.195	1:34.195	16:58:20.819
2 -	17:03:17.109	19.846	1:54.041	17:03:36.955

P16 370 Jolt Racing				
STOP	IN TIME	STOP TIME	TOTAL TIME	OUT TIME
1 -	16:58:21.098	2:13.708	2:13.708	17:00:34.806

P17 5 CTR Developments				
STOP	IN TIME	STOP TIME	TOTAL TIME	OUT TIME
1 -	16:52:22.682			

GT Cup Championship

RACE 7 - STATISTICS

Competitors Started	17
Planned Start	2024-05-18 @ 15:55:00.000
Actual Start	2024-05-18 @ 16:32:36.239
Finish Time	2024-05-18 @ 17:13:43.924
Track Length	2.4332mi.
Total Laps	422
Total Distance Covered	1026.8482mi.

Session Fastest Lap History

NO	CL	NAME	LAP TIME	TIME OF DAY	LAP	VEHICLE
6	GTO	Team Abba Racing	1:31.159	16:34:07.419	1	Mercedes AMG GT3
6	GTO	Team Abba Racing	1:27.194	16:35:34.608	2	Mercedes AMG GT3
6	GTO	Team Abba Racing	1:26.749	16:37:01.358	3	Mercedes AMG GT3
6	GTO	Team Abba Racing	1:26.530	16:41:22.746	6	Mercedes AMG GT3
6	GTO	Team Abba Racing	1:26.300	16:42:49.047	7	Mercedes AMG GT3
6	GTO	Team Abba Racing	1:25.569	16:44:14.614	8	Mercedes AMG GT3
1	GTO	Kendall Developments	1:25.184	17:04:10.594	20	Brabham BT62
1	GTO	Kendall Developments	1:24.325	17:07:01.291	22	Brabham BT62
1	GTO	Kendall Developments	1:23.549	17:09:51.116	24	Brabham BT62

Session Leader History

NO	CL	NAME	FROM LAP	LAPS LED	DISTANCE	VEHICLE
6	GTO	Team Abba Racing	1	13	31.63 miles	Mercedes AMG GT3
25	GTH	Driven Performance Engineers	14	2	4.86 miles	Ginetta G55
6	GTO	Team Abba Racing	16	12	29.19 miles	Mercedes AMG GT3

Flag History

TYPE	TIME OF DAY
GREEN	16:32:36.239
FINISH	17:13:43.924

Flag Statistics

TYPE	COUNT	TOTAL LAPS	TOTAL TIME
Green	1	27	42:55.014
Red	0	0	0.000
Safety Car	0	0	0.000
FCY	0	0	0.000

GT Cup Championship

RACE 7 - STATISTICS

CLASS : GTO

3 Starters

Fastest Lap History

NO	NAME	LAP TIME	TIME OF DAY	LAP	VEHICLE
6	Team Abba Racing	1:31.159	16:34:07.419	1	Mercedes AMG GT3
6	Team Abba Racing	1:27.194	16:35:34.608	2	Mercedes AMG GT3
6	Team Abba Racing	1:26.749	16:37:01.358	3	Mercedes AMG GT3
6	Team Abba Racing	1:26.530	16:41:22.746	6	Mercedes AMG GT3
6	Team Abba Racing	1:26.300	16:42:49.047	7	Mercedes AMG GT3
6	Team Abba Racing	1:25.569	16:44:14.614	8	Mercedes AMG GT3
1	Kendall Developments	1:25.184	17:04:10.594	20	Brabham BT62
1	Kendall Developments	1:24.325	17:07:01.291	22	Brabham BT62
1	Kendall Developments	1:23.549	17:09:51.116	24	Brabham BT62

Leader History

NO	NAME	FROM LAP	LAPS LED	DISTANCE	VEHICLE
6	Team Abba Racing	1	27	65.69 miles	Mercedes AMG GT3

GT Cup Championship

RACE 7 - STATISTICS

CLASS : GT3

1 Starters

Fastest Lap History

NO	NAME	LAP TIME	TIME OF DAY	LAP	VEHICLE
33	G-Cat Racing	1:35.743	16:34:12.010	1	Porsche 911 GTR GT3
33	G-Cat Racing	1:32.867	16:35:44.877	2	Porsche 911 GTR GT3
33	G-Cat Racing	1:30.233	16:37:15.110	3	Porsche 911 GTR GT3
33	G-Cat Racing	1:29.389	16:38:44.498	4	Porsche 911 GTR GT3
33	G-Cat Racing	1:28.875	16:40:13.374	5	Porsche 911 GTR GT3
33	G-Cat Racing	1:28.635	16:43:14.335	7	Porsche 911 GTR GT3
33	G-Cat Racing	1:28.507	16:47:40.353	10	Porsche 911 GTR GT3
33	G-Cat Racing	1:28.127	16:50:37.142	12	Porsche 911 GTR GT3
33	G-Cat Racing	1:27.305	16:56:46.473	15	Porsche 911 GTR GT3
33	G-Cat Racing	1:27.300	16:58:13.776	16	Porsche 911 GTR GT3
33	G-Cat Racing	1:26.761	16:59:40.537	17	Porsche 911 GTR GT3
33	G-Cat Racing	1:26.304	17:01:06.838	18	Porsche 911 GTR GT3
33	G-Cat Racing	1:25.624	17:05:25.727	21	Porsche 911 GTR GT3
33	G-Cat Racing	1:25.601	17:06:51.328	22	Porsche 911 GTR GT3
33	G-Cat Racing	1:25.419	17:09:43.271	24	Porsche 911 GTR GT3

Leader History

NO	NAME	FROM LAP	LAPS LED	DISTANCE	VEHICLE
33	G-Cat Racing	1	27	65.69 miles	Porsche 911 GTR GT3

GT Cup Championship

RACE 7 - STATISTICS

CLASS : GTC

4 Starters

Fastest Lap History

NO	NAME	LAP TIME	TIME OF DAY	LAP	VEHICLE
2	Topcats Racing	1:34.912	16:34:11.170	1	Lamborghini Super Trofeo
2	Topcats Racing	1:32.833	16:35:44.003	2	Lamborghini Super Trofeo
12	Team Parker Racing	1:32.251	16:35:45.484	2	Porsche 911 GT3 Cup
12	Team Parker Racing	1:31.487	16:37:16.971	3	Porsche 911 GT3 Cup
2	Topcats Racing	1:30.767	16:38:47.226	4	Lamborghini Super Trofeo
2	Topcats Racing	1:30.086	16:40:17.311	5	Lamborghini Super Trofeo
2	Topcats Racing	1:29.863	16:43:17.694	7	Lamborghini Super Trofeo
2	Topcats Racing	1:29.449	16:44:47.142	8	Lamborghini Super Trofeo
2	Topcats Racing	1:28.959	16:46:16.101	9	Lamborghini Super Trofeo
2	Topcats Racing	1:28.738	17:00:26.473	17	Lamborghini Super Trofeo
2	Topcats Racing	1:28.561	17:04:53.211	20	Lamborghini Super Trofeo
2	Topcats Racing	1:28.470	17:07:50.453	22	Lamborghini Super Trofeo
2	Topcats Racing	1:28.350	17:09:18.803	23	Lamborghini Super Trofeo
2	Topcats Racing	1:28.345	17:10:47.148	24	Lamborghini Super Trofeo

Leader History

NO	NAME	FROM LAP	LAPS LED	DISTANCE	VEHICLE
2	Topcats Racing	1	12	29.19 miles	Lamborghini Super Trofeo
12	Team Parker Racing	13	1	2.43 miles	Porsche 911 GT3 Cup
75	Team Parker Racing	14	1	2.43 miles	Porsche 911 GT3 Cup
12	Team Parker Racing	15	4	9.73 miles	Porsche 911 GT3 Cup
2	Topcats Racing	19	8	19.46 miles	Lamborghini Super Trofeo

GT Cup Championship

RACE 7 - STATISTICS

CLASS : GTH8 Starters

Fastest Lap History

NO	NAME	LAP TIME	TIME OF DAY	LAP	VEHICLE
25	Driven Performance Engineers	1:38.256	16:34:14.515	1	Ginetta G55
25	Driven Performance Engineers	1:32.726	16:35:47.241	2	Ginetta G55
25	Driven Performance Engineers	1:32.545	16:37:19.786	3	Ginetta G55
25	Driven Performance Engineers	1:32.444	16:38:52.231	4	Ginetta G55
9	Forsetti Motorsport	1:32.403	16:38:54.286	4	Aston Martin Vantage GT4
9	Forsetti Motorsport	1:32.116	16:40:26.402	5	Aston Martin Vantage GT4
9	Forsetti Motorsport	1:32.083	16:43:31.374	7	Aston Martin Vantage GT4
25	Driven Performance Engineers	1:32.044	16:46:34.494	9	Ginetta G55
9	Forsetti Motorsport	1:31.728	17:08:46.804	22	Aston Martin Vantage GT4

Leader History

NO	NAME	FROM LAP	LAPS LED	DISTANCE	VEHICLE
25	Driven Performance Engineers	1	26	63.26 miles	Ginetta G55

GT Cup Championship

RACE 7 - STATISTICS

CLASS : GTA

1 Starters

Fastest Lap History

NO	NAME	LAP TIME	TIME OF DAY	LAP	VEHICLE
370	Jolt Racing	1:56.803	16:34:33.057	1	McLaren 570S GT4
370	Jolt Racing	1:51.547	16:36:24.604	2	McLaren 570S GT4
370	Jolt Racing	1:50.677	16:38:15.281	3	McLaren 570S GT4
370	Jolt Racing	1:49.945	16:45:42.993	7	McLaren 570S GT4
370	Jolt Racing	1:47.774	16:47:30.767	8	McLaren 570S GT4
370	Jolt Racing	1:47.698	16:51:07.782	10	McLaren 570S GT4
370	Jolt Racing	1:47.553	16:54:43.343	12	McLaren 570S GT4
370	Jolt Racing	1:39.720	17:04:04.353	16	McLaren 570S GT4
370	Jolt Racing	1:38.634	17:07:23.641	18	McLaren 570S GT4
370	Jolt Racing	1:38.012	17:09:01.653	19	McLaren 570S GT4
370	Jolt Racing	1:37.829	17:10:39.481	20	McLaren 570S GT4

Leader History

NO	NAME	FROM LAP	LAPS LED	DISTANCE	VEHICLE
370	Jolt Racing	1	22	53.53 miles	McLaren 570S GT4

GT Cup Championship

SUNDAY PRACTICE - CLASSIFICATION

POS	NO	CL	PIC	TEAM / DRIVERS	CAR	TIME	ON	LAPS	GAP	DIFF	MPH
1	1	GTO	1	Kendall Developments Paul BAILEY / David BRABHAM (P)	Brabham BT62	1:24.905	9	9			103.17
2	6	GTO	2	Team Abba Racing Ian LOGGIE / Richard NEARY	Mercedes AMG GT3	1:26.510	6	8	1.605	1.605	101.25
3	33	GT3	1	G-Cat Racing Shamus JENNINGS / Greg CATON	Porsche 911 GTR GT3	1:26.630	4	9	1.725	0.120	101.11
4	2	GTC	1	Topcats Racing Charlotte GILBERT / Tom RAWLINGS (PS)	Lamborghini Super Trofeo	1:28.470	6	8	3.565	1.840	99.01
5	3	GTC	2	Topcats Racing Warren GILBERT	Lamborghini Super Trofeo	1:29.746	7	9	4.841	1.276	97.60
6	7	GTO	3	National Motorsport Academy Jay SHEPHERD	Lotus Evora	1:30.355	3	3	5.450	0.609	96.94
7	12	GTC	3	Team Parker Racing Miles RUDMAN	Porsche 911 GT3 Cup	1:31.444	8	9	6.539	1.089	95.79
8	9	GTH	1	Forsetti Motorsport Matthew HIGGINS / Mikey PORTER (PS)	Aston Martin Vantage GT4	1:31.467	6	7	6.562	0.023	95.77
9	10	GTH	2	Forsetti Motorsport Jodie SLOSS / Rianna O'MEARA-HUNT (PS)	Aston Martin Vantage GT4	1:32.745	5	8	7.840	1.278	94.45
10	31	GTH	3	Team Parker Racing Charles DAWSON / Seb MORRIS	Mercedes AMG GT4	1:33.126	8	9	8.221	0.381	94.06
11	72	GTC	4	Woodrow Motorsport Chris MURPHY	BMW M3 GTR	1:33.577	7	9	8.672	0.451	93.61
12	11	GTH	4	Paddock Motorsport Michael ORANT / Jake POOLE	McLaren Artura GT4	1:33.932	4	9	9.027	0.355	93.25
13	75	GTC	5	Team Parker Racing Keith BUSH	Porsche 911 GT3 Cup	1:34.215	8	9	9.310	0.283	92.97
14	86	GTH	5	SVG Motorsport James TOWNSEND / Leona THEOBALD	Ginetta G56 GT4	1:34.525	5	5	9.620	0.310	92.67
15	96	GTH	6	Morpheus Motorsport Jon CURRIE / Marcus CLUTTON	Mercedes AMG GT4	1:35.009	7	8	10.104	0.484	92.20
16	69	GTH	7	Morpheus Motorsport Stephen WALTON / Chris HART	Mercedes AMG GT4	1:36.041	7	8	11.136	1.032	91.20
17	370	GTA	1	Jolt Racing Rupert WILLIAMS / John INGRAM (PS)	McLaren 570S GT4	1:50.350	6	6	25.445	14.309	79.38

Weather / Track : Sunny / Dry

These results are provisional until the conclusion of any judicial and technical matters.

Date: 19/05/2024 Start: 10:38 Finish: 10:53

Brands Hatch GP: 2.4332 miles

Clerk Of Course: Simon Gnana-Pragasam

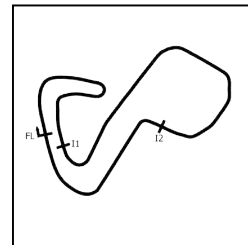
Stewards:

Timekeeper: Richard Lomax



GT Cup Championship

SUNDAY PRACTICE - SECTOR ANALYSIS



SECTOR 1 = FL to I1, SECTOR 2 = I1 to I2, SECTOR 3 = I2 to FL, DIFF = Difference To Personal Best Lap, P = Crossed Finish Line in Pit Lane, D = Time Disallowed

P1 1 GTO Kendall Developments		Brabham BT62					
IDEAL LAP TIME :		BEST LAP TIME : 1:24.905		DIFFERENCE :			
D1: Paul BAILEY		D2: David BRABHAM (P)					
LAP	SECTOR 1	SECTOR 2	SECTOR 3	LAP TIME	MPH	DIFF	TIME OF DAY
1 - D1	OUTLAP			1:40.341	87.30	15.436	10:39:54.754
2 - D1	28.425			1:29.860	97.48	4.955	10:41:24.614
3 - D1	27.903			1:28.805	98.64	3.900	10:42:53.419
4 - D1	27.602			1:27.158 (2)	100.50	2.253	10:44:20.577
5 - D1	27.871			1:27.682 (3)	99.90	2.777	10:45:48.259
6 - D1	27.452		IN PIT	3:32.362 P	41.24	2:07.457	10:49:20.621
7 - D1	OUTLAP			1:32.293	94.91	7.388	10:50:52.914
8 - D1	27.327			1:28.357	99.14	3.452	10:52:21.271
9 - D1	27.192			1:24.905 (1)	103.17		10:53:46.176

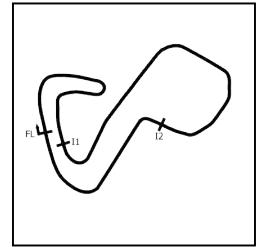
P2 6 GTO		Team Abba Racing		Mercedes AMG GT3			
IDEAL LAP TIME :		BEST LAP TIME : 1:26.510		DIFFERENCE :			
D1: Ian LOGGIE		D2: Richard NEARY					
LAP	SECTOR 1	SECTOR 2	SECTOR 3	LAP TIME	MPH	DIFF	TIME OF DAY
1 - D2	OUTLAP			1:39.348	88.17	12.838	10:39:49.779
2 - D2	29.005			1:29.996	97.33	3.486	10:41:19.775
3 - D2	27.879			1:28.206	99.31	1.696	10:42:47.981
4 - D2	27.533			1:27.234 (3)	100.41	0.724	10:44:15.215
5 - D2	27.303			1:26.867 (2)	100.84	0.357	10:45:42.082
6 - D2	27.404			1:26.510 (1)	101.25		10:47:08.592
7 - D2	27.324			1:29.627	97.73	3.117	10:48:38.219
8 - D2	28.297			1:29.204	98.20	2.694	10:50:07.423

P3 33 GT3 G-Cat Racing			Porsche 911 GTR GT3				
IDEAL LAP TIME : 1:26.581		BEST LAP TIME : 1:26.630		DIFFERENCE : 0.049			
D1: Shamus JENNINGS		D2: Greg CATON					
LAP	SECTOR 1	SECTOR 2	SECTOR 3	LAP TIME	MPH	DIFF	TIME OF DAY
1 - D2	OUTLAP			1:36.633	90.65	10.003	10:39:49.936
2 - D2	29.106			1:30.061	97.26	3.431	10:41:19.997
3 - D2	27.920	39.530	23.777	1:31.227	96.02	4.597	10:42:51.224
4 - D2	27.205	38.828	20.597	1:26.630 (1)	101.11		10:44:17.854
5 - D2	27.156		IN PIT	3:19.121 P	43.99	1:52.491	10:47:36.975
6 - D2	OUTLAP	40.752	21.445	1:35.446	91.77	8.816	10:49:12.421
7 - D2	28.304			1:29.767 (3)	97.58	3.137	10:50:42.188
8 - D2	28.190	41.417	21.268	1:30.875	96.39	4.245	10:52:13.063
9 - D2	27.734	39.948	21.154	1:28.836 (2)	98.60	2.206	10:53:41.899

P4 2 GTC Topcats Racing		Lamborghini Super Trofeo					
IDEAL LAP TIME : 1:28.300		BEST LAP TIME : 1:28.470		DIFFERENCE : 0.170			
D1: Charlotte GILBERT		D2: Tom RAWLINGS (PS)					
LAP	SECTOR 1	SECTOR 2	SECTOR 3	LAP TIME	MPH	DIFF	TIME OF DAY
1 - D1	OUTLAP			1:41.389	86.39	12.919	10:40:18.095
2 - D1	28.764			1:30.917	96.34	2.447	10:41:49.012
3 - D1	28.304			1:29.326 (2)	98.06	0.856	10:43:18.338
4 - D1	28.621	40.508	21.327	1:30.456	96.84	1.986	10:44:48.794
5 - D1	28.039	39.706	21.613	1:29.358 (3)	98.03	0.888	10:46:18.152
6 - D1	28.209	39.146	21.115	1:28.470 (1)	99.01		10:47:46.622
7 - D1	28.347	41.361	23.762	1:33.470	93.71	5.000	10:49:20.092
8 - D1	30.441	43.469	21.710	1:35.620	91.61	7.150	10:50:55.712

GT Cup Championship

SUNDAY PRACTICE - SECTOR ANALYSIS



SECTOR 1 = FL to I1, SECTOR 2 = I1 to I2, SECTOR 3 = I2 to FL, DIFF = Difference To Personal Best Lap, P = Crossed Finish Line in Pit Lane, D = Time Disallowed

P5 3 GTC Topcats Racing			Lamborghini Super Trofeo				
IDEAL LAP TIME : 1:30.389		BEST LAP TIME : 1:29.746		DIFFERENCE : -0.643			
D1: Warren GILBERT							
LAP	SECTOR 1	SECTOR 2	SECTOR 3	LAP TIME	MPH	DIFF	TIME OF DAY
1 - D1	OUTLAP			1:41.843	86.01	12.097	10:40:41.341
2 - D1	28.853			1:32.529	94.67	2.783	10:42:13.870
3 - D1	28.576			1:30.688	96.59	0.942	10:43:44.558
4 - D1	29.466			1:33.109	94.08	3.363	10:45:17.667
5 - D1	28.834			1:31.245	96.00	1.499	10:46:48.912
6 - D1	28.597			1:29.994 (2)	97.33	0.248	10:48:18.906
7 - D1	28.322			1:29.746 (1)	97.60		10:49:48.652
8 - D1	28.575	40.542	21.525	1:30.642 (3)	96.64	0.896	10:51:19.294
9 - D1	29.149			1:31.458	95.77	1.712	10:52:50.752

P6 7 GTO National Motorsport Academy			Lotus Evora				
IDEAL LAP TIME :		BEST LAP TIME : 1:30.355		DIFFERENCE :			
D1: Jay SHEPHERD							
LAP	SECTOR 1	SECTOR 2	SECTOR 3	LAP TIME	MPH	DIFF	TIME OF DAY
1 - D1	OUTLAP			1:38.250	89.15	7.895	10:39:56.010
2 - D1	29.636			1:31.773 (2)	95.45	1.418	10:41:27.783
3 - D1	29.076			1:30.355 (1)	96.94		10:42:58.138

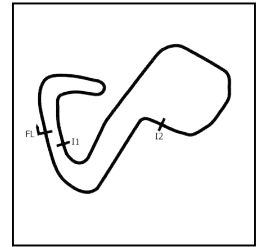
P7 12 GTC Team Parker Racing		Porsche 911 GT3 Cup					
IDEAL LAP TIME : 1:31.209		BEST LAP TIME : 1:31.444		DIFFERENCE : 0.235			
D1: Miles RUDMAN							
LAP	SECTOR 1	SECTOR 2	SECTOR 3	LAP TIME	MPH	DIFF	TIME OF DAY
1 - D1	OUTLAP		IN PIT	3:31.002 P	41.51	1:59.558	10:41:58.686
2 - D1	OUTLAP			1:37.561	89.78	6.117	10:43:36.247
3 - D1	29.766	40.745	22.139	1:32.650	94.54	1.206	10:45:08.897
4 - D1	29.473	41.249	21.880	1:32.602	94.59	1.158	10:46:41.499
5 - D1	29.366	40.836	21.585	1:31.787 (2)	95.43	0.343	10:48:13.286
6 - D1	29.387	40.918	22.288	1:32.593	94.60	1.149	10:49:45.879
7 - D1	29.612	41.082	22.247	1:32.941	94.25	1.497	10:51:18.820
8 - D1	29.287	40.504	21.653	1:31.444 (1)	95.79		10:52:50.264
9 - D1	29.120			1:31.965 (3)	95.25	0.521	10:54:22.229

P8 9 GTH Forsetti Motorsport			Aston Martin Vantage GT4				
IDEAL LAP TIME : 1:31.620		BEST LAP TIME : 1:31.467		DIFFERENCE : -0.153			
D1: Matthew HIGGINS		D2: Mikey PORTER (PS)					
LAP	SECTOR 1	SECTOR 2	SECTOR 3	LAP TIME	MPH	DIFF	TIME OF DAY
1 - D2	29.517			1:35.390	91.83	3.923	10:41:21.588
2 - D2	28.958	41.161	22.750	1:32.869	94.32	1.402	10:42:54.457
3 - D2	28.855	41.023	22.070	1:31.948 (2)	95.26	0.481	10:44:26.405
4 - D2	28.920	40.995	IN PIT	3:32.405 P	41.24	2:00.938	10:47:58.810
5 - D2	OUTLAP			1:36.990	90.31	5.523	10:49:35.800
6 - D2	28.766			1:31.467 (1)	95.77		10:51:07.267
7 - D2	28.682	41.404	21.943	1:32.029 (3)	95.18	0.562	10:52:39.296

P9 10 GTH Forsetti Motorsport			Aston Martin Vantage GT4				
IDEAL LAP TIME :		BEST LAP TIME : 1:32.745		DIFFERENCE :			
D1: Jodie SLOSS		D2: Rianna O'MEARA-HUNT (P)					
LAP	SECTOR 1	SECTOR 2	SECTOR 3	LAP TIME	MPH	DIFF	TIME OF DAY
1 - D1	OUTLAP			1:44.194	84.07	11.449	10:39:55.745
2 - D1	30.632			1:36.013	91.23	3.268	10:41:31.758
3 - D1	29.149			1:40.629	87.05	7.884	10:43:12.387
4 - D1	29.353			1:33.278 (2)	93.91	0.533	10:44:45.665
5 - D1	28.827			1:32.745 (1)	94.45		10:46:18.410
6 - D1	30.063		IN PIT	3:10.239 P	46.04	1:37.494	10:49:28.649
7 - D1	OUTLAP			1:41.138	86.61	8.393	10:51:09.787
8 - D1	29.464			1:33.962 (3)	93.22	1.217	10:52:43.749

GT Cup Championship

SUNDAY PRACTICE - SECTOR ANALYSIS



SECTOR 1 = FL to I1, SECTOR 2 = I1 to I2, SECTOR 3 = I2 to FL, DIFF = Difference To Personal Best Lap, P = Crossed Finish Line in Pit Lane, D = Time Disallowed

P10 31 GTH Team Parker Racing				Mercedes AMG GT4			
IDEAL LAP TIME : 1:32.842		BEST LAP TIME : 1:33.126		DIFFERENCE : 0.284			
D1: Charles DAWSON		D2: Seb MORRIS					
LAP	SECTOR 1	SECTOR 2	SECTOR 3	LAP TIME	MPH	DIFF	TIME OF DAY
1 - D1	OUTLAP	43.762	23.135	1:46.561	82.20	13.435	10:40:06.428
2 - D1	29.903	42.026	22.649	1:34.578	92.62	1.452	10:41:41.006
3 - D1	29.637			1:34.679	92.52	1.553	10:43:15.685
4 - D1	36.291	43.507	22.735	1:42.533	85.43	9.407	10:44:58.218
5 - D1	29.601	41.591	22.448	1:33.640	93.54	0.514	10:46:31.858
6 - D1	29.510			1:34.302	92.89	1.176	10:48:06.160
7 - D1	29.476	41.531	22.300	1:33.307 (2)	93.88	0.181	10:49:39.467
8 - D1	29.239	41.545	22.342	1:33.126 (1)	94.06		10:51:12.593
9 - D1	29.533	41.479	22.375	1:33.387 (3)	93.80	0.261	10:52:45.980

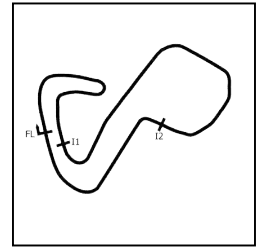
P11 72 GTC Woodrow Motorsport				BMW M3 GTR			
IDEAL LAP TIME :		BEST LAP TIME : 1:33.577		DIFFERENCE :			
D1: Chris MURPHY							
LAP	SECTOR 1	SECTOR 2	SECTOR 3	LAP TIME	MPH	DIFF	TIME OF DAY
1 - D1	OUTLAP			1:50.006	79.63	16.429	10:40:33.799
2 - D1	29.945			1:34.960	92.24	1.383	10:42:08.759
3 - D1	29.202			1:33.965 (3)	93.22	0.388	10:43:42.724
4 - D1	30.479			1:36.226	91.03	2.649	10:45:18.950
5 - D1	29.202			1:34.081	93.10	0.504	10:46:53.031
6 - D1	30.608			1:35.320	91.89	1.743	10:48:28.351
7 - D1	29.080			1:33.577 (1)	93.61		10:50:01.928
8 - D1	29.289			1:34.067	93.12	0.490	10:51:35.995
9 - D1	29.356			1:33.788 (2)	93.40	0.211	10:53:09.783

P12 11 GTH Paddock Motorsport				McLaren Artura GT4			
IDEAL LAP TIME : 1:33.721		BEST LAP TIME : 1:33.932		DIFFERENCE : 0.211			
D1: Michael ORANT		D2: Jake POOLE					
LAP	SECTOR 1	SECTOR 2	SECTOR 3	LAP TIME	MPH	DIFF	TIME OF DAY
1 - D1	OUTLAP			1:43.249	84.84	9.317	10:39:51.280
2 - D1	29.429			1:34.920	92.28	0.988	10:41:26.200
3 - D1	32.983			1:38.620	88.82	4.688	10:43:04.820
4 - D1	29.285			1:33.932 (1)	93.25		10:44:38.752
5 - D1	29.599		IN PIT	2:55.229 P	49.99	1:21.297	10:47:33.981
6 - D1	OUTLAP			1:41.778	86.06	7.846	10:49:15.759
7 - D1	30.073	42.207	22.229	1:34.509 (3)	92.68	0.577	10:50:50.268
8 - D1	29.647			1:34.528	92.66	0.596	10:52:24.796
9 - D1	29.913			1:34.019 (2)	93.17	0.087	10:53:58.815

P13 75 GTC Team Parker Racing				Porsche 911 GT3 Cup			
IDEAL LAP TIME : 1:42.831		BEST LAP TIME : 1:34.215		DIFFERENCE : -8.616			
D1: Keith BUSH							
LAP	SECTOR 1	SECTOR 2	SECTOR 3	LAP TIME	MPH	DIFF	TIME OF DAY
1 - D1	OUTLAP	48.802	24.089	1:49.463	80.02	15.248	10:40:23.757
2 - D1	32.165			1:40.101	87.51	5.886	10:42:03.858
3 - D1	31.169			1:38.113	89.28	3.898	10:43:41.971
4 - D1	32.934			1:39.407	88.12	5.192	10:45:21.378
5 - D1	30.713			1:36.627	90.65	2.412	10:46:58.005
6 - D1	30.701			1:35.974 (3)	91.27	1.759	10:48:33.979
7 - D1	30.195			1:36.379	90.88	2.164	10:50:10.358
8 - D1	29.940			1:34.215 (1)	92.97		10:51:44.573
9 - D1	29.992			1:34.464 (2)	92.73	0.249	10:53:19.037

GT Cup Championship

SUNDAY PRACTICE - SECTOR ANALYSIS



SECTOR 1 = FL to I1, SECTOR 2 = I1 to I2, SECTOR 3 = I2 to FL, DIFF = Difference To Personal Best Lap, P = Crossed Finish Line in Pit Lane, D = Time Disallowed

P14 86 GTH		SVG Motorsport		Ginetta G56 GT4			
IDEAL LAP TIME :		BEST LAP TIME : 1:34.525		DIFFERENCE :			
D1: James TOWNSEND		D2: Leona THEOBALD					
LAP	SECTOR 1	SECTOR 2	SECTOR 3	LAP TIME	MPH	DIFF	TIME OF DAY

1 - D1	OUTLAP			1:48.559	80.69	14.034	10:39:51.596
2 - D1	31.741		IN PIT	4:22.494 P	33.37	2:47.969	10:44:14.090
3 - D1	OUTLAP			1:45.531	83.00	11.006	10:45:59.621
4 - D1	30.375			1:36.417 (2)	90.85	1.892	10:47:36.038
5 - D1	29.853			1:34.525 (1)	92.67		10:49:10.563

P15 96 GTH		Morpheus Motorsport		Mercedes AMG GT4			
IDEAL LAP TIME : 1:34.807		BEST LAP TIME : 1:35.009		DIFFERENCE : 0.202			
D1: Jon CURRIE		D2: Marcus CLUTTON					
LAP	SECTOR 1	SECTOR 2	SECTOR 3	LAP TIME	MPH	DIFF	TIME OF DAY

1 - D1	OUTLAP	43.992	23.405	1:42.245	85.67	7.236	10:39:48.179
2 - D1	30.619			1:37.801	89.56	2.792	10:41:25.980
3 - D1	34.179	43.027	23.261	1:40.467	87.19	5.458	10:43:06.447
4 - D1	30.138			1:35.773	91.46	0.764	10:44:42.220
5 - D1	30.091	42.562	22.708	1:35.361 (3)	91.85	0.352	10:46:17.581
6 - D1	31.448	42.642	22.876	1:36.966	90.33	1.957	10:47:54.547
7 - D1	30.074	42.180	22.755	1:35.009 (1)	92.20		10:49:29.556
8 - D1	29.919	42.458	22.719	1:35.096 (2)	92.11	0.087	10:51:04.652

P16 69 GTH		Morpheus Motorsport		Mercedes AMG GT4			
IDEAL LAP TIME : 1:36.041		BEST LAP TIME : 1:36.041		DIFFERENCE : 0.000			
D1: Stephen WALTON		D2: Chris HART					
LAP	SECTOR 1	SECTOR 2	SECTOR 3	LAP TIME	MPH	DIFF	TIME OF DAY

1 - D1	OUTLAP	44.415	23.319	1:43.531	84.61	7.490	10:39:59.171
2 - D1	30.706	43.235	23.243	1:37.184	90.13	1.143	10:41:36.355
3 - D1	31.243	44.497	23.364	1:39.104	88.39	3.063	10:43:15.459
4 - D1	30.449	43.822	22.956	1:37.227	90.09	1.186	10:44:52.686
5 - D1	30.617	43.161	23.097	1:36.875 (2)	90.42	0.834	10:46:29.561
6 - D1	30.349			1:37.063	90.24	1.022	10:48:06.624
7 - D1	30.070	43.111	22.860	1:36.041 (1)	91.20		10:49:42.665
8 - D1	30.230	43.228	23.468	1:36.926 (3)	90.37	0.885	10:51:19.591

P17 370 GTA		Jolt Racing		McLaren 570S GT4			
IDEAL LAP TIME :		BEST LAP TIME : 1:50.350		DIFFERENCE :			
D1: Rupert WILLIAMS		D2: John INGRAM (PS)					
LAP	SECTOR 1	SECTOR 2	SECTOR 3	LAP TIME	MPH	DIFF	TIME OF DAY

1 - D1	OUTLAP			2:04.068	70.60	13.718	10:41:12.751
2 - D1	35.803			1:54.170	76.72	3.820	10:43:06.921
3 - D1	34.525			1:53.442	77.21	3.092	10:45:00.363
4 - D1	34.153			1:51.564 (2)	78.51	1.214	10:46:51.927
5 - D1	34.852			1:52.931 (3)	77.56	2.581	10:48:44.858
6 - D1	34.646			1:50.350 (1)	79.38		10:50:35.208

SUNDAY PRACTICE - BEST SECTORS

Printed - 11:02 Sunday, 19 May 2024

GT Cup Championship

SUNDAY PRACTICE - PIT STOP ANALYSIS

P1 1 Kendall Developments				
STOP	IN TIME	STOP TIME	TOTAL TIME	OUT TIME
1 -	10:47:17.223	2:03.398	2:03.398	10:49:20.621

P2 6 Team Abba Racing				
STOP	IN TIME	STOP TIME	TOTAL TIME	OUT TIME
1 -	10:51:38.937			

P3 33 G-Cat Racing				
STOP	IN TIME	STOP TIME	TOTAL TIME	OUT TIME
1 -	10:45:43.601	1:53.374	1:53.374	10:47:36.975

P4 2 Topcats Racing				
STOP	IN TIME	STOP TIME	TOTAL TIME	OUT TIME
1 -	10:52:37.883			

P5 3 Topcats Racing				
STOP	IN TIME	STOP TIME	TOTAL TIME	OUT TIME
1 -	10:54:57.257			

P6 7 National Motorsport Academy				
STOP	IN TIME	STOP TIME	TOTAL TIME	OUT TIME
1 -	10:44:27.228			

P7 12 Team Parker Racing				
STOP	IN TIME	STOP TIME	TOTAL TIME	OUT TIME
1 -	10:40:33.408	1:25.278	1:25.278	10:41:58.686

P8 9 Forsetti Motorsport				
STOP	IN TIME	STOP TIME	TOTAL TIME	OUT TIME
1 -	10:45:58.548	2:00.262	2:00.262	10:47:58.810
2 -	10:54:09.848			

P9 10 Forsetti Motorsport				
STOP	IN TIME	STOP TIME	TOTAL TIME	OUT TIME
1 -	10:47:50.599	1:38.050	1:38.050	10:49:28.649
2 -	10:54:18.360			

P10 31 Team Parker Racing				
STOP	IN TIME	STOP TIME	TOTAL TIME	OUT TIME
1 -	10:54:19.991			

P12 11 Paddock Motorsport				
STOP	IN TIME	STOP TIME	TOTAL TIME	OUT TIME
1 -	10:46:11.932	1:22.049	1:22.049	10:47:33.981

P14 86 SVG Motorsport				
STOP	IN TIME	STOP TIME	TOTAL TIME	OUT TIME
1 -	10:41:30.361	2:43.729	2:43.729	10:44:14.090
2 -	10:50:46.001			

P15 96 Morpheus Motorsport				
STOP	IN TIME	STOP TIME	TOTAL TIME	OUT TIME
1 -	10:52:42.576			

P16 69 Morpheus Motorsport				
STOP	IN TIME	STOP TIME	TOTAL TIME	OUT TIME
1 -	10:52:56.560			

P17 370 Jolt Racing				
STOP	IN TIME	STOP TIME	TOTAL TIME	OUT TIME
1 -	10:52:29.350			

GT Cup Championship

SUNDAY PRACTICE - STATISTICS

Competitors Started	17
Planned Start	2024-05-19 @ 10:35:00.000
Actual Start	2024-05-19 @ 10:38:00.409
Finish Time	2024-05-19 @ 10:53:01.871
Track Length	2.4332mi.
Total Laps	133
Total Distance Covered	323.6275mi.

Session Fastest Lap History

NO	CL	NAME	LAP TIME	TIME OF DAY	LAP	VEHICLE
6	GTO	Team Abba Racing	1:29.996	10:41:19.791	2	Mercedes AMG GT3
1	GTO	Kendall Developments	1:29.860	10:41:24.627	2	Brabham BT62
6	GTO	Team Abba Racing	1:28.206	10:42:47.998	3	Mercedes AMG GT3
6	GTO	Team Abba Racing	1:27.234	10:44:15.231	4	Mercedes AMG GT3
33	GT3	G-Cat Racing	1:26.630	10:44:17.876	4	Porsche 911 GTR GT3
6	GTO	Team Abba Racing	1:26.510	10:47:08.608	6	Mercedes AMG GT3
1	GTO	Kendall Developments	1:24.905	10:53:46.190	9	Brabham BT62

Flag History

TYPE	TIME OF DAY
GREEN	10:38:00.409
FINISH	10:53:01.871

Flag Statistics

TYPE	COUNT	TOTAL LAPS	TOTAL TIME
Green	1	9	17:02.567
Red	0	0	0.000
Safety Car	0	0	0.000
FCY	0	0	0.000

GT Cup Championship

SUNDAY PRACTICE - STATISTICS

CLASS : GTO

3 Starters

Fastest Lap History

NO	NAME	LAP TIME	TIME OF DAY	LAP	VEHICLE
6	Team Abba Racing	1:29.996	10:41:19.791	2	Mercedes AMG GT3
1	Kendall Developments	1:29.860	10:41:24.627	2	Brabham BT62
6	Team Abba Racing	1:28.206	10:42:47.998	3	Mercedes AMG GT3
6	Team Abba Racing	1:27.234	10:44:15.231	4	Mercedes AMG GT3
1	Kendall Developments	1:27.158	10:44:20.590	4	Brabham BT62
6	Team Abba Racing	1:26.867	10:45:42.097	5	Mercedes AMG GT3
6	Team Abba Racing	1:26.510	10:47:08.608	6	Mercedes AMG GT3
1	Kendall Developments	1:24.905	10:53:46.190	9	Brabham BT62

GT Cup Championship

SUNDAY PRACTICE - STATISTICS

CLASS : GT31 Starters

Fastest Lap History

NO	NAME	LAP TIME	TIME OF DAY	LAP	VEHICLE
33	G-Cat Racing	1:30.061	10:41:20.023	2	Porsche 911 GTR GT3
33	G-Cat Racing	1:26.630	10:44:17.876	4	Porsche 911 GTR GT3

GT Cup Championship

SUNDAY PRACTICE - STATISTICS

CLASS : GTC

5 Starters

Fastest Lap History

NO	NAME	LAP TIME	TIME OF DAY	LAP	VEHICLE
2	Topcats Racing	1:30.917	10:41:49.029	2	Lamborghini Super Trofeo
2	Topcats Racing	1:29.326	10:43:18.355	3	Lamborghini Super Trofeo
2	Topcats Racing	1:28.470	10:47:46.640	6	Lamborghini Super Trofeo

GT Cup Championship

SUNDAY PRACTICE - STATISTICS

CLASS : GTH

7 Starters

Fastest Lap History

NO	NAME	LAP TIME	TIME OF DAY	LAP	VEHICLE
9	Forsetti Motorsport	1:35.390	10:41:21.600	1	Aston Martin Vantage GT4
11	Paddock Motorsport	1:34.920	10:41:26.216	2	McLaren Artura GT4
31	Team Parker Racing	1:34.578	10:41:41.029	2	Mercedes AMG GT4
9	Forsetti Motorsport	1:32.869	10:42:54.469	2	Aston Martin Vantage GT4
9	Forsetti Motorsport	1:31.948	10:44:26.417	3	Aston Martin Vantage GT4
9	Forsetti Motorsport	1:31.467	10:51:07.279	6	Aston Martin Vantage GT4

GT Cup Championship

SUNDAY PRACTICE - STATISTICS

CLASS : GTA

1 Starters

Fastest Lap History

NO	NAME	LAP TIME	TIME OF DAY	LAP	VEHICLE
370	Jolt Racing	1:54.170	10:43:06.938	2	McLaren 570S GT4
370	Jolt Racing	1:53.442	10:45:00.381	3	McLaren 570S GT4
370	Jolt Racing	1:51.564	10:46:51.942	4	McLaren 570S GT4
370	Jolt Racing	1:50.350	10:50:35.224	6	McLaren 570S GT4

GT Cup Championship

SUNDAY QUALIFYING (GROUP 2) - CLASSIFICATION

POS	NO	CL	PIC	TEAM / DRIVERS	CAR	TIME	ON	LAPS	GAP	DIFF	MPH
1	9	GTH	1	Forsetti Motorsport Matthew HIGGINS / Mikey PORTER (PS)	Aston Martin Vantage GT4	1:31.445	4	6			95.79
2	31	GTH	2	Team Parker Racing Charles DAWSON / Seb MORRIS	Mercedes AMG GT4	1:31.978	4	5	0.533	0.533	95.23
3	10	GTH	3	Forsetti Motorsport Jodie SLOSS / Rianna O'MEARA-HUNT (PS)	Aston Martin Vantage GT4	1:32.090	3	6	0.645	0.112	95.12
4	86	GTH	4	SVG Motorsport James TOWNSEND / Leona THEOBALD	Ginetta G56 GT4	1:32.350	5	9	0.905	0.260	94.85
5	11	GTH	5	Paddock Motorsport Michael ORANT / Jake POOLE	McLaren Artura GT4	1:32.435	4	8	0.990	0.085	94.76
6	69	GTH	6	Morpheus Motorsport Stephen WALTON / Chris HART	Mercedes AMG GT4	1:32.493	4	9	1.048	0.058	94.70
7	96	GTH	7	Morpheus Motorsport Jon CURRIE / Marcus CLUTTON	Mercedes AMG GT4	1:32.951	5	9	1.506	0.458	94.24
8	370*	GTA	1	Jolt Racing Rupert WILLIAMS / John INGRAM (PS)	McLaren 570S GT4	1:36.706	5	8	5.261	3.755	90.58

Comments:

No. 370 - 1 Lap time disallowed; exceeding track limits.

Weather / Track : Sunny / Dry

These results are provisional until the conclusion of any judicial and technical matters.

Date: 19/05/2024 Start: 10:58 Finish: 11:20

Brands Hatch GP: 2.4332 miles

Clerk Of Course: Simon Gnana-Pragasam

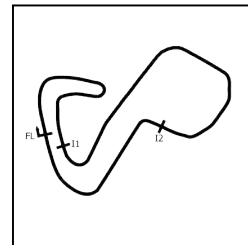
Stewards:

Timekeeper: Richard Lomax



GT Cup Championship

SUNDAY QUALIFYING (GROUP 2) - SECTOR ANALYSIS



SECTOR 1 = FL to I1, SECTOR 2 = I1 to I2, SECTOR 3 = I2 to FL, DIFF = Difference To Personal Best Lap, P = Crossed Finish Line in Pit Lane, D = Time Disallowed

P1 9 GTH Forsetti Motorsport				Aston Martin Vantage GT4			
IDEAL LAP TIME : 1:31.322		BEST LAP TIME : 1:31.445		DIFFERENCE : 0.123			
D1: Matthew HIGGINS		D2: Mikey PORTER (PS)					
LAP	SECTOR 1	SECTOR 2	SECTOR 3	LAP TIME	MPH	DIFF	TIME OF DAY
1 - D2	OUTLAP	43.024	22.762	1:40.730	86.96	9.285	10:59:54.945
2 - D2	29.201	41.118	22.108	1:32.427	94.77	0.982	11:01:27.372
3 - D2	28.833	40.930	22.065	1:31.828	95.39	0.383	11:02:59.200
4 - D2	28.928	40.559	21.958	1:31.445 (1)	95.79		11:04:30.645
5 - D2	28.805	40.668	21.994	1:31.467 (2)	95.77	0.022	11:06:02.112
6 - D2	28.845	40.708	21.996	1:31.549 (3)	95.68	0.104	11:07:33.661

P2 31 GTH Team Parker Racing				Mercedes AMG GT4			
IDEAL LAP TIME : 1:31.825		BEST LAP TIME : 1:31.978		DIFFERENCE : 0.153			
D1: Charles DAWSON		D2: Seb MORRIS					
LAP	SECTOR 1	SECTOR 2	SECTOR 3	LAP TIME	MPH	DIFF	TIME OF DAY
1 - D1	OUTLAP	46.565	23.264	1:43.794	84.39	11.816	11:00:27.874
2 - D1	29.423	41.448	22.252	1:33.123	94.06	1.145	11:02:00.997
3 - D1	29.164	40.956	22.042	1:32.162 (3)	95.04	0.184	11:03:33.159
4 - D1	29.012	40.908	22.058	1:31.978 (1)	95.23		11:05:05.137
5 - D1	28.875	40.992	22.255	1:32.122 (2)	95.08	0.144	11:06:37.259

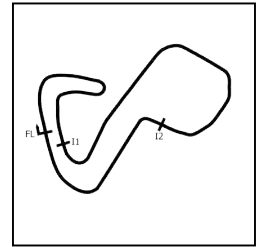
P3 10 GTH Forsetti Motorsport				Aston Martin Vantage GT4			
IDEAL LAP TIME :		BEST LAP TIME : 1:32.090		DIFFERENCE :			
D1: Jodie SLOSS		D2: Rianna O'MEARA-HUNT (P)					
LAP	SECTOR 1	SECTOR 2	SECTOR 3	LAP TIME	MPH	DIFF	TIME OF DAY
1 - D1	OUTLAP			1:40.624	87.05	8.534	10:59:55.883
2 - D1	29.277			1:33.238	93.95	1.148	11:01:29.121
3 - D1	29.089			1:32.090 (1)	95.12		11:03:01.211
4 - D1	28.693			1:32.204 (3)	95.00	0.114	11:04:33.415
5 - D1	29.024			1:32.197 (2)	95.01	0.107	11:06:05.612
6 - D1	29.124			1:32.253	94.95	0.163	11:07:37.865

P4 86 GTH SVG Motorsport				Ginetta G56 GT4			
IDEAL LAP TIME :		BEST LAP TIME : 1:32.350		DIFFERENCE :			
D1: James TOWNSEND		D2: Leona THEOBALD					
LAP	SECTOR 1	SECTOR 2	SECTOR 3	LAP TIME	MPH	DIFF	TIME OF DAY
1 - D1	29.355			1:32.794	94.40	0.444	11:01:19.086
2 - D1	29.221			1:33.400	93.78	1.050	11:02:52.486
3 - D1	29.080			1:32.739 (3)	94.45	0.389	11:04:25.225
4 - D1	29.136			1:32.544 (2)	94.65	0.194	11:05:57.769
5 - D1	28.911			1:32.350 (1)	94.85		11:07:30.119
6 - D1	29.205		IN PIT	8:08.697 P	17.92	6:36.347	11:15:38.816
7 - D1	OUTLAP			1:37.691	89.66	5.341	11:17:16.507
8 - D1	29.414			1:33.380	93.80	1.030	11:18:49.887
9 - D1	29.179			1:32.890	94.30	0.540	11:20:22.777

P5 11 GTH Paddock Motorsport				McLaren Artura GT4			
IDEAL LAP TIME : 1:32.374		BEST LAP TIME : 1:32.435		DIFFERENCE : 0.061			
D1: Michael ORANT		D2: Jake POOLE					
LAP	SECTOR 1	SECTOR 2	SECTOR 3	LAP TIME	MPH	DIFF	TIME OF DAY
1 - D1	OUTLAP			1:39.040	88.44	6.605	10:59:57.934
2 - D1	29.177			1:34.322	92.87	1.887	11:01:32.256
3 - D1	29.071			1:32.478 (2)	94.72	0.043	11:03:04.734
4 - D1	29.132	41.196	22.107	1:32.435 (1)	94.76		11:04:37.169
5 - D1	29.363		IN PIT	3:10.655 P	45.94	1:38.220	11:07:47.824
6 - D1	OUTLAP		IN PIT	8:15.631 P	17.67	6:43.196	11:16:03.455
7 - D1	OUTLAP			1:38.363	89.05	5.928	11:17:41.818
8 - D1	29.418			1:32.940 (3)	94.25	0.505	11:19:14.758

GT Cup Championship

SUNDAY QUALIFYING (GROUP 2) - SECTOR ANALYSIS



SECTOR 1 = FL to I1, SECTOR 2 = I1 to I2, SECTOR 3 = I2 to FL, DIFF = Difference To Personal Best Lap, P = Crossed Finish Line in Pit Lane, D = Time Disallowed

P6 69 GTH Morpheus Motorsport				Mercedes AMG GT4			
IDEAL LAP TIME : 1:32.515		BEST LAP TIME : 1:32.493		DIFFERENCE : -0.022			
D1: Stephen WALTON		D2: Chris HART					
LAP	SECTOR 1	SECTOR 2	SECTOR 3	LAP TIME	MPH	DIFF	TIME OF DAY
1 - D1	OUTLAP			1:37.515	89.83	5.022	11:00:52.557
2 - D1	29.480	41.164	22.364	1:33.008	94.18	0.515	11:02:25.565
3 - D1	29.169			1:32.611 (2)	94.58	0.118	11:03:58.176
4 - D1	29.105			1:32.493 (1)	94.70		11:05:30.669
5 - D1	28.987	43.858	23.212	1:36.057	91.19	3.564	11:07:06.726
6 - D1	29.017	43.124	IN PIT	8:45.154 P	16.68	7:12.661	11:15:51.880
7 - D1	OUTLAP	41.652	22.385	1:36.269	90.99	3.776	11:17:28.149
8 - D1	29.078	41.196	22.376	1:32.650 (3)	94.54	0.157	11:19:00.799
9 - D1	29.072			1:33.126	94.06	0.633	11:20:33.925

P7 96 GTH Morpheus Motorsport				Mercedes AMG GT4			
IDEAL LAP TIME : 1:32.801		BEST LAP TIME : 1:32.951		DIFFERENCE : 0.150			
D1: Jon CURRIE		D2: Marcus CLUTTON					
LAP	SECTOR 1	SECTOR 2	SECTOR 3	LAP TIME	MPH	DIFF	TIME OF DAY
1 - D1	OUTLAP	42.678	22.969	1:38.752	88.70	5.801	11:00:01.529
2 - D1	29.491	41.794	22.566	1:33.851	93.33	0.900	11:01:35.380
3 - D1	29.470	41.712	22.283	1:33.465	93.72	0.514	11:03:08.845
4 - D1	29.503	41.587	22.319	1:33.409 (3)	93.77	0.458	11:04:42.254
5 - D1	29.349	41.405	22.197	1:32.951 (1)	94.24		11:06:15.205
6 - D1	29.199	41.448	22.329	1:32.976 (2)	94.21	0.025	11:07:48.181
7 - D1	32.362		IN PIT	7:59.363 P	18.27	6:26.412	11:15:47.544
8 - D1	OUTLAP	42.712	22.488	1:37.688	89.67	4.737	11:17:25.232
9 - D1	29.489	41.671	22.680	1:33.840	93.34	0.889	11:18:59.072

P8 370 GTA Jolt Racing				McLaren 570S GT4			
IDEAL LAP TIME :		BEST LAP TIME : 1:36.706		DIFFERENCE :			
D1: Rupert WILLIAMS		D2: John INGRAM (PS)					
LAP	SECTOR 1	SECTOR 2	SECTOR 3	LAP TIME	MPH	DIFF	TIME OF DAY
1 - D1	OUTLAP			1:53.400	77.24	16.694	11:00:31.051
2 - D1	31.445			1:39.312 (3)	88.20	2.606	11:02:10.363
3 - D1	30.839			1:37.499 (2)	89.84	0.793	11:03:47.862
4 - D1	30.735			4:37.065 D	90.24	0.359	11:05:24.927
5 - D1	30.333			1:36.706 (1)	90.58		11:07:01.633
6 - D1	31.904		IN PIT	9:06.226 P	16.03	7:29.520	11:16:07.859
7 - D1	OUTLAP			1:50.883	79.00	14.177	11:17:58.742
8 - D1	31.466			1:39.733	87.83	3.027	11:19:38.475

SUNDAY QUALIFYING (GROUP 2) - BEST SECTORS

Printed - 11:23 Sunday, 19 May 2024

GT Cup Championship

SUNDAY QUALIFYING (GROUP 2) - STATISTICS

Competitors Started	8
Planned Start	2024-05-19 @ 10:55:00.000
Actual Start	2024-05-19 @ 10:58:03.475
Finish Time	2024-05-19 @ 11:20:26.959
Track Length	2.4332mi.
Total Laps	60
Total Distance Covered	145.9973mi.

Session Fastest Lap History

NO	CL	NAME	LAP TIME	TIME OF DAY	LAP	VEHICLE
86	GTH	SVG Motorsport	1:32.794	11:01:19.102	1	Ginetta G56 GT4
9	GTH	Forsetti Motorsport	1:32.427	11:01:27.384	2	Aston Martin Vantage GT4
9	GTH	Forsetti Motorsport	1:31.828	11:02:59.212	3	Aston Martin Vantage GT4
9	GTH	Forsetti Motorsport	1:31.445	11:04:30.658	4	Aston Martin Vantage GT4

Flag History

TYPE	TIME OF DAY
GREEN	10:58:03.475
RED	11:08:09.021
GREEN	11:15:31.978
FINISH	11:20:26.959

Flag Statistics

TYPE	COUNT	TOTAL LAPS	TOTAL TIME
Green	2	9	16:38.862
Red	1	0	7:22.956
Safety Car	0	0	0.000
FCY	0	0	0.000

GT Cup Championship

SUNDAY QUALIFYING (GROUP 2) - STATISTICS

CLASS : GTH

7 Starters

Fastest Lap History

NO	NAME	LAP TIME	TIME OF DAY	LAP	VEHICLE
86	SVG Motorsport	1:32.794	11:01:19.102	1	Ginetta G56 GT4
9	Forsetti Motorsport	1:32.427	11:01:27.384	2	Aston Martin Vantage GT4
9	Forsetti Motorsport	1:31.828	11:02:59.212	3	Aston Martin Vantage GT4
9	Forsetti Motorsport	1:31.445	11:04:30.658	4	Aston Martin Vantage GT4

GT Cup Championship

SUNDAY QUALIFYING (GROUP 2) - STATISTICS

CLASS : GTA

1 Starters

Fastest Lap History

NO	NAME	LAP TIME	TIME OF DAY	LAP	VEHICLE
370	Jolt Racing	1:39.312	11:02:10.377	2	McLaren 570S GT4
370	Jolt Racing	1:37.499	11:03:47.877	3	McLaren 570S GT4
370	Jolt Racing	1:36.706	11:07:01.647	5	McLaren 570S GT4

GT Cup Championship

SUNDAY QUALIFYING (GROUP 1) - CLASSIFICATION

POS	NO	CL	PIC	TEAM / DRIVERS	CAR	TIME	ON	LAPS	GAP	DIFF	MPH
1	6	GTO	1	Team Abba Racing Ian LOGGIE / Richard NEARY	Mercedes AMG GT3	1:24.660	4	4			103.47
2	1	GTO	2	Kendall Developments Paul BAILEY / David BRABHAM (P)	Brabham BT62	1:25.907	2	5	1.247	1.247	101.96
3	33*	GT3	1	G-Cat Racing Shamus JENNINGS / Greg CATON	Porsche 911 GTR GT3	1:26.594	3	6	1.934	0.687	101.15
4	2*	GTC	1	Topcats Racing Charlotte GILBERT / Tom RAWLINGS (PS)	Lamborghini Super Trofeo	1:28.162	6	8	3.502	1.568	99.36
5	12	GTC	2	Team Parker Racing Miles RUDMAN	Porsche 911 GT3 Cup	1:30.439	6	7	5.779	2.277	96.85
6	72	GTC	3	Woodrow Motorsport Chris MURPHY	BMW M3 GTR	1:31.423	7	7	6.763	0.984	95.81
7	75	GTC	4	Team Parker Racing Keith BUSH	Porsche 911 GT3 Cup	1:32.563	5	9	7.903	1.140	94.63
8	25	GTC	5	Driven Performance Engineers Ray HARRIS	Ginetta G55	1:32.764	6	6	8.104	0.201	94.43

Comments:

No. 2, 33 - 1 Lap time disallowed; exceeding track limits.

Weather / Track : Sunny / Dry

These results are provisional until the conclusion of any judicial and technical matters.

Date: 19/05/2024 Start: 11:25 Finish: 11:40

Brands Hatch GP: 2.4332 miles

Clerk Of Course: Simon Gnana-Pragasam

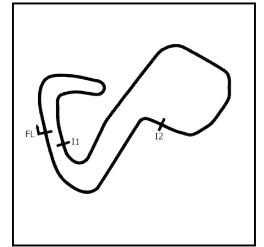
Stewards:

Timekeeper: Richard Lomax



GT Cup Championship

SUNDAY QUALIFYING (GROUP 1) - SECTOR ANALYSIS



SECTOR 1 = FL to I1, SECTOR 2 = I1 to I2, SECTOR 3 = I2 to FL, DIFF = Difference To Personal Best Lap, P = Crossed Finish Line in Pit Lane, D = Time Disallowed

P1 6 GTO Team Abba Racing		Mercedes AMG GT3					
IDEAL LAP TIME :		BEST LAP TIME : 1:24.660		DIFFERENCE :			
D1: Ian LOGGIE		D2: Richard NEARY					
LAP	SECTOR 1	SECTOR 2	SECTOR 3	LAP TIME	MPH	DIFF	TIME OF DAY

1 - D2	OUTLAP			1:33.997	93.19	9.337	11:27:10.700
2 - D2	27.289			1:25.790 (3)	102.10	1.130	11:28:36.490
3 - D2	26.796			1:25.310 (2)	102.68	0.650	11:30:01.800
4 - D2	26.784			1:24.660 (1)	103.47		11:31:26.460

P2 1 GTO		Kendall Developments		Brabham BT62			
IDEAL LAP TIME :		BEST LAP TIME : 1:25.907		DIFFERENCE :			
D1: Paul BAILEY		D2: David BRABHAM (P)					
LAP	SECTOR 1	SECTOR 2	SECTOR 3	LAP TIME	MPH	DIFF	TIME OF DAY

1 - D1	OUTLAP			1:49.805	79.77	23.898	11:27:29.326
2 - D1	27.398			1:25.907 (1)	101.96		11:28:55.233
3 - D1	29.588			1:30.635 (3)	96.64	4.728	11:30:25.868
4 - D1	27.511			1:26.969 (2)	100.72	1.062	11:31:52.837
5 - D1	28.854			1:41.886	85.97	15.979	11:33:34.723

P3 33 GT3		G-Cat Racing		Porsche 911 GTR GT3			
IDEAL LAP TIME : 1:26.594		BEST LAP TIME : 1:26.594		DIFFERENCE : 0.000			
D1: Shamus JENNINGS		D2: Greg CATON					
LAP	SECTOR 1	SECTOR 2	SECTOR 3	LAP TIME	MPH	DIFF	TIME OF DAY

1 - D1	OUTLAP			1:38.390	89.03	11.796	11:27:12.467
2 - D1	27.302	38.804	20.888	1:26.994 (2)	100.69	0.400	11:28:39.461
3 - D1	27.262	38.634	20.698	1:26.594 (1)	101.15		11:30:06.055
4 - D1	33.866			1:40.716	86.97	14.122	11:31:46.771
5 - D1	27.973	47.036	21.890	1:36.899 D	90.40	10.305	11:33:23.670
6 - D1	27.539	45.832	23.991	1:37.362 (3)	89.97	10.768	11:35:01.032

P4 2 GTC Topcats Racing		Lamborghini Super Trofeo					
IDEAL LAP TIME : 1:28.005		BEST LAP TIME : 1:28.162		DIFFERENCE : 0.157			
D1: Charlotte GILBERT		D2: Tom RAWLINGS (PS)					
LAP	SECTOR 1	SECTOR 2	SECTOR 3	LAP TIME	MPH	DIFF	TIME OF DAY

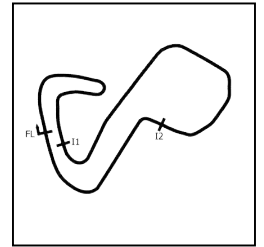
1 - D1	OUTLAP			1:47.364	81.59	19.202	11:27:48.552
2 - D1	28.768	39.572	21.096	1:29.436	97.94	1.274	11:29:17.988
3 - D1	28.171	39.337	21.549	1:29.057 (3)	98.36	0.895	11:30:47.045
4 - D1	28.263	39.727	21.257	1:29.247	98.15	1.085	11:32:16.292
5 - D1	28.249	39.110	21.063	1:28.422 (2)	99.06	0.260	11:33:44.714
6 - D1	28.008	39.186	20.968	1:28.162 (1)	99.36		11:35:12.876
7 - D1	28.113	39.937	21.903	1:29.953	97.38	1.791	11:36:42.829
8 - D1	27.927	39.117	21.642	1:28.686 D	98.77	0.524	11:38:11.515

P5 12 GTC		Team Parker Racing		Porsche 911 GT3 Cup			
IDEAL LAP TIME : 1:30.365		BEST LAP TIME : 1:30.439		DIFFERENCE : 0.074			
D1: Miles RUDMAN							
LAP	SECTOR 1	SECTOR 2	SECTOR 3	LAP TIME	MPH	DIFF	TIME OF DAY

1 - D1	OUTLAP	42.649	22.878	1:39.402	88.12	8.963	11:27:15.186
2 - D1	29.296	40.818	21.842	1:31.956	95.26	1.517	11:28:47.142
3 - D1	29.334	40.375	21.462	1:31.171 (3)	96.08	0.732	11:30:18.313
4 - D1	28.747	40.397	21.650	1:30.794 (2)	96.48	0.355	11:31:49.107
5 - D1	28.914	40.778	21.707	1:31.399	95.84	0.960	11:33:20.506
6 - D1	28.821	40.203	21.415	1:30.439 (1)	96.85		11:34:50.945
7 - D1	29.309	40.311	21.730	1:31.350	95.89	0.911	11:36:22.295

GT Cup Championship

SUNDAY QUALIFYING (GROUP 1) - SECTOR ANALYSIS



SECTOR 1 = FL to I1, SECTOR 2 = I1 to I2, SECTOR 3 = I2 to FL, DIFF = Difference To Personal Best Lap, P = Crossed Finish Line in Pit Lane, D = Time Disallowed

P6 72 GTC		Woodrow Motorsport		BMW M3 GTR			
IDEAL LAP TIME :		BEST LAP TIME : 1:31.423		DIFFERENCE :			
D1: Chris MURPHY							
LAP	SECTOR 1	SECTOR 2	SECTOR 3	LAP TIME	MPH	DIFF	TIME OF DAY
1 - D1	OUTLAP			1:42.351	85.58	10.928	11:27:37.803
2 - D1	29.293			1:33.590	93.59	2.167	11:29:11.393
3 - D1	28.589			1:31.641 (3)	95.58	0.218	11:30:43.034
4 - D1	29.122			1:37.379	89.95	5.956	11:32:20.413
5 - D1	28.653			1:31.516 (2)	95.71	0.093	11:33:51.929
6 - D1	30.369			1:36.924	90.37	5.501	11:35:28.853
7 - D1	28.530			1:31.423 (1)	95.81		11:37:00.276

P7 75 GTC		Team Parker Racing		Porsche 911 GT3 Cup			
IDEAL LAP TIME : 1:32.515		BEST LAP TIME : 1:32.563		DIFFERENCE : 0.048			
D1: Keith BUSH							
LAP	SECTOR 1	SECTOR 2	SECTOR 3	LAP TIME	MPH	DIFF	TIME OF DAY
1 - D1	30.570			1:36.096	91.15	3.533	11:28:53.442
2 - D1	29.987			1:35.388	91.83	2.825	11:30:28.830
3 - D1	29.623			1:33.354 (3)	93.83	0.791	11:32:02.184
4 - D1	30.183			1:34.581	92.61	2.018	11:33:36.765
5 - D1	29.394	41.063	22.106	1:32.563 (1)	94.63		11:35:09.328
6 - D1	29.687			1:34.419	92.77	1.856	11:36:43.747
7 - D1	29.721	41.341	22.058	1:33.120 (2)	94.07	0.557	11:38:16.867
8 - D1	29.658			1:33.608	93.58	1.045	11:39:50.475
9 - D1	29.785			1:34.089	93.10	1.526	11:41:24.564

P8 25 GTC		Driven Performance Engineers		Ginetta G55			
IDEAL LAP TIME :		BEST LAP TIME : 1:32.764		DIFFERENCE :			
D1: Ray HARRIS							
LAP	SECTOR 1	SECTOR 2	SECTOR 3	LAP TIME	MPH	DIFF	TIME OF DAY
1 - D1	OUTLAP			1:43.997	84.23	11.233	11:27:37.055
2 - D1	29.560			1:36.778	90.51	4.014	11:29:13.833
3 - D1	29.477			1:33.517 (2)	93.67	0.753	11:30:47.350
4 - D1	29.307			1:33.902 (3)	93.28	1.138	11:32:21.252
5 - D1	31.625			1:38.983	88.49	6.219	11:34:00.235
6 - D1	29.209			1:32.764 (1)	94.43		11:35:32.999

SUNDAY QUALIFYING (GROUP 1) - BEST SECTORS

Printed - 11:42 Sunday, 19 May 2024

GT Cup Championship

SUNDAY QUALIFYING (GROUP 1) - STATISTICS

Competitors Started	8
Planned Start	2024-05-19 @ 11:15:00.000
Actual Start	2024-05-19 @ 11:25:30.451
Finish Time	2024-05-19 @ 11:40:32.327
Track Length	2.4332mi.
Total Laps	52
Total Distance Covered	126.5310mi.

Session Fastest Lap History

NO	CL	NAME	LAP TIME	TIME OF DAY	LAP	VEHICLE
6	GTO	Team Abba Racing	1:25.790	11:28:36.506	2	Mercedes AMG GT3
6	GTO	Team Abba Racing	1:25.310	11:30:01.816	3	Mercedes AMG GT3
6	GTO	Team Abba Racing	1:24.660	11:31:26.477	4	Mercedes AMG GT3

Flag History

TYPE	TIME OF DAY
GREEN	11:25:30.451
FINISH	11:40:32.327

Flag Statistics

TYPE	COUNT	TOTAL LAPS	TOTAL TIME
Green	1	9	16:01.557
Red	0	0	0.000
Safety Car	0	0	0.000
FCY	0	0	0.000

GT Cup Championship

SUNDAY QUALIFYING (GROUP 1) - STATISTICS

CLASS : GT31 Starters

Fastest Lap History

NO	NAME	LAP TIME	TIME OF DAY	LAP	VEHICLE
33	G-Cat Racing	1:26.994	11:28:39.488	2	Porsche 911 GTR GT3
33	G-Cat Racing	1:26.594	11:30:06.082	3	Porsche 911 GTR GT3

GT Cup Championship

SUNDAY QUALIFYING (GROUP 1) - STATISTICS

CLASS : GTC

5 Starters

Fastest Lap History

NO	NAME	LAP TIME	TIME OF DAY	LAP	VEHICLE
12	Team Parker Racing	1:31.956	11:28:47.163	2	Porsche 911 GT3 Cup
2	Topcats Racing	1:29.436	11:29:18.005	2	Lamborghini Super Trofeo
2	Topcats Racing	1:29.057	11:30:47.063	3	Lamborghini Super Trofeo
2	Topcats Racing	1:28.422	11:33:44.731	5	Lamborghini Super Trofeo
2	Topcats Racing	1:28.162	11:35:12.893	6	Lamborghini Super Trofeo

GT Cup Championship

SUNDAY QUALIFYING (GROUP 1) - STATISTICS


CLASS : GTO2 Starters

Fastest Lap History

NO	NAME	LAP TIME	TIME OF DAY	LAP	VEHICLE
6	Team Abba Racing	1:25.790	11:28:36.506	2	Mercedes AMG GT3
6	Team Abba Racing	1:25.310	11:30:01.816	3	Mercedes AMG GT3
6	Team Abba Racing	1:24.660	11:31:26.477	4	Mercedes AMG GT3

GT Cup Championship

RACE 10 - GRID (50 minutes)

ROW 9	17	3 GILBERT	18	7 SHEPHERD
ROW 8	15	1:32.951 96 CURRIE / CLUTTON	16	1:36.706 370 WILLIAMS / INGRAM (PS)
ROW 7	13	1:32.563 75 BUSH	14	1:32.764 25 HARRIS
ROW 6	11	1:32.435 11 ORANT / POOLE	12	1:32.493 69 WALTON / HART
ROW 5	9	1:32.090 10 SLOSS / O'MEARA-HUNT (PS)	10	1:32.350 86 TOWNSEND / THEOBALD
ROW 4	7	1:31.445 9 HIGGINS / PORTER (PS)	8	1:31.978 31 DAWSON / MORRIS
ROW 3	5	1:30.439 12 RUDMAN	6	1:31.423 72 MURPHY
ROW 2	3	1:26.594 33 JENNINGS / CATON	4	1:28.162 2 GILBERT / RAWLINGS (PS)
ROW 1	1	1:24.660 6 LOGGIE / NEARY	2	1:25.907 1 BAILEY / BRABHAM (P)
Pole				
				

These results are provisional until the conclusion of any judicial and technical matters.

Brands Hatch GP: 2.4332 miles

Clerk Of Course: Simon Gnana-Pragasam

Stewards:

Timekeeper: Richard Lomax



GT Cup Championship

RACE 10 - CLASSIFICATION

Race Distance: 34 Laps / 82.73 miles

POS	NO	CL	PIC	TEAM / DRIVERS	CAR	LAPS	TIME	GAP	DIFF	MPH	BEST	ON	GRD	↑↓
1	1	GTO	1	Kendall Developments Paul BAILEY / David BRABHAM (P)	Brabham BT62	34	51:21.812			96.64	1:24.245	29	2	1
2	6	GTO	2	Team Abba Racing Ian LOGGIE / Richard NEARY	Mercedes AMG GT3	34	51:40.091	18.279	18.279	96.07	1:25.961	23	1	-1
3	33	GT3	1	G-Cat Racing Shamus JENNINGS / Greg CATON	Porsche 911 GTR GT3	34	51:44.031	22.219	3.940	95.95	1:25.525	28	3	0
4	2	GTC	1	Topcats Racing Charlotte GILBERT / Tom RAWLINGS (PS)	Lamborghini Super Trofeo	33	52:10.273	1 Lap	1 Lap	92.34	1:27.921	26	4	0
5	12	GTC	2	Team Parker Racing Miles RUDMAN	Porsche 911 GT3 Cup	33	52:29.915	1 Lap	19.642	91.77	1:30.931	4	5	0
6	9	GTH	1	Forsetti Motorsport Matthew HIGGINS / Mikey PORTER (PS)	Aston Martin Vantage GT4	32	51:35.105	2 Laps	1 Lap	90.56	1:32.224	23	7	1
7	25	GTC	3	Driven Performance Engineers Ray HARRIS	Ginetta G55	32	51:46.955	2 Laps	11.850	90.22	1:32.380	22	14	7
8	10	GTH	2	Forsetti Motorsport Jodie SLOSS / Rianna O'MEARA-HUNT (PS)	Aston Martin Vantage GT4	32	52:00.388	2 Laps	13.433	89.83	1:33.160	23	9	1
9	96	GTH	3	Morpheus Motorsport Jon CURRIE / Marcus CLUTTON	Mercedes AMG GT4	32	52:12.766	2 Laps	12.378	89.47	1:32.432	26	15	6
10	69	GTH	4	Morpheus Motorsport Stephen WALTON / Chris HART	Mercedes AMG GT4	32	52:14.828	2 Laps	2.062	89.41	1:32.738	27	12	2
11	31	GTH	5	Team Parker Racing Charles DAWSON / Seb MORRIS	Mercedes AMG GT4	32	52:18.589	2 Laps	3.761	89.31	1:32.432	26	8	-3
12	75	GTC	4	Team Parker Racing Keith BUSH	Porsche 911 GT3 Cup	31	51:43.307	3 Laps	1 Lap	87.50	1:33.728	19	13	1
13	370	GTA	1	Jolt Racing Rupert WILLIAMS / John INGRAM (PS)	McLaren 570S GT4	29	52:26.133	5 Laps	2 Laps	80.74	1:34.871	22	16	3
14	86	GTH	6	SVG Motorsport James TOWNSEND / Leona THEOBALD	Ginetta G56 GT4	30	51:14.386			85.47	1:34.014	20	10	-4

NOT CLASSIFIED

NC	11	GTH		Paddock Motorsport Michael ORANT / Jake POOLE	McLaren Artura GT4	15	30:43.586	19 Laps		71.27	1:33.827	11		
NC	3	GTC		Topcats Racing Warren GILBERT	Lamborghini Super Trofeo	6	9:13.819	28 Laps	9 Laps	94.90	1:29.565	6		
NC	72	GTC		Woodrow Motorsport Chris MURPHY	BMW M3 GTR	5	7:57.078	29 Laps	1 Lap	91.80	1:33.636	5		

NOT STARTED

NS	7	GTO		National Motorsport Academy Jay SHEPHERD	Lotus Evora									
----	---	-----	--	--	-------------	--	--	--	--	--	--	--	--	--

FASTEST LAP

1	GTO	Kendall Developments Paul BAILEY / David BRABHAM (P)	Brabham BT62	29	1:24.245	103.98 mph	167.34 kph
33	GT3	G-Cat Racing Shamus JENNINGS / Greg CATON	Porsche 911 GTR GT3	28	1:25.525	102.42 mph	164.83 kph
2	GTC	Topcats Racing Charlotte GILBERT / Tom RAWLINGS (PS)	Lamborghini Super Trofeo	26	1:27.921	99.63 mph	160.34 kph
9	GTH	Forsetti Motorsport Matthew HIGGINS / Mikey PORTER (PS)	Aston Martin Vantage GT4	23	1:32.224	94.98 mph	152.86 kph
370	GTA	Jolt Racing Rupert WILLIAMS / John INGRAM (PS)	McLaren 570S GT4	22	1:34.871	92.33 mph	148.59 kph

Weather / Track : Sunny / Dry

These results are provisional until the conclusion of any judicial and technical matters.

Date: 19/05/2024 Start: 13:09 Finish: 14:00

Brands Hatch GP: 2.4332 miles

Clerk Of Course: Simon Gnana-Pragasam

Stewards:

Timekeeper: Richard Lomax



GT Cup Championship

RACE 10 - LAP CHART

LAP 1 @ 13:10:34.177			LAP 2 @ 13:12:02.638			LAP 3 @ 13:13:30.809			LAP 4 @ 13:14:58.880			LAP 5 @ 13:16:27.489		
NO	BEHIND	LAP TIME	NO	BEHIND	LAP TIME	NO	BEHIND	LAP TIME	NO	BEHIND	LAP TIME	NO	BEHIND	LAP TIME
6		1:31.513	1		1:27.933	1		1:28.171	1		1:28.071	1		1:28.609
1	0.528	1:32.041	33	5.877	1:31.204	33	7.936	1:30.230	6	10.647	1:30.515	370	1 Lap	1:49.721
33	3.134	1:34.647	6	6.796	1:35.257	6	8.203	1:29.578	33	10.714	1:30.849	6	9.946	1:27.908
12	4.310	1:35.823	12	7.161	1:31.312	12	10.014	1:31.024	12	12.874	1:30.931	33	11.797	1:29.692
2	4.624	1:36.137	2	7.773	1:31.610	2	10.544	1:30.942	2	13.226	1:30.753	12	15.282	1:31.017
9	6.378	1:37.891	9	10.910	1:32.993	3	15.891	1:31.401	3	17.484	1:29.664	2	15.656	1:31.039
72	7.649	1:39.162	3	12.661	1:32.087	9	17.703	1:34.964	9	22.388	1:32.756	3	19.429	1:30.554
3	9.035	1:40.548	72	15.198	1:36.010	72	21.100	1:34.073	72	27.226	1:34.197	9	26.662	1:32.883
10	9.223	1:40.736	10	15.835	1:35.073	10	22.437	1:34.773	10	28.365	1:33.999	72	32.253	1:33.636
25	11.931	1:43.444	25	17.040	1:33.570	25	22.852	1:33.983	25	28.657	1:33.876	25	33.465	1:33.417
69	12.331	1:43.844	69	19.755	1:35.885	69	26.638	1:35.054	69	34.508	1:35.941	10	35.005	1:35.249
86	14.484	1:45.997	86	21.160	1:35.137	86	28.204	1:35.215	86	35.083	1:34.950	69	41.803	1:35.904
96	15.076	1:46.589	96	21.556	1:34.941	96	28.689	1:35.304	96	35.467	1:34.849	86	42.244	1:35.770
75	22.838	1:54.351	31	29.707	1:34.360	31	34.847	1:33.311	31	40.220	1:33.444	96	42.760	1:35.902
31	23.808	1:55.321	75	31.783	1:37.406	75	38.254	1:34.642	75	45.087	1:34.904	31	44.954	1:33.343
370	35.462	2:06.975	370	57.781	1:50.780	370	1:16.324	1:46.714	11	3 Laps	6:58.125 P	75	50.797	1:34.319
												11	3 Laps	1:41.865

GT Cup Championship

RACE 10 - LAP CHART

LAP 6 @ 13:17:55.247	LAP 7 @ 13:19:22.551	LAP 8 @ 13:20:49.559	LAP 9 @ 13:22:16.605	LAP 10 @ 13:23:43.688
NOBEHINDLAP TIME	NOBEHINDLAP TIME	NOBEHINDLAP TIME	NOBEHINDLAP TIME	NOBEHINDLAP TIME
11:27.758	11:27.304	11:27.008	11:27.046	11:27.083
610.1851:27.997	610.0011:27.120	114 Laps1:36.194	611.6141:28.482	613.3771:28.846
3314.0401:30.001	3315.7691:29.033	610.1781:27.185	114 Laps1:35.724	3702 Laps1:50.346
1218.9511:31.427	222.7021:30.652	3317.6301:28.869	3319.2451:28.661	3321.0371:28.875
219.3541:31.456	1223.6821:32.035	226.3871:30.693	229.6531:30.312	114 Laps1:36.348
321.2361:29.565	937.9421:32.823	1228.3111:31.637	1233.1961:31.931	233.0271:30.457
932.4231:33.519	2545.5521:33.747	943.5521:32.618	948.9591:32.453	1239.1201:33.007
3701 Lap1:53.019	1047.5781:33.319	2553.4261:34.882	2559.5511:33.171	954.7541:32.878
2539.1091:33.402	6957.4881:35.445	1054.0771:33.507	101:00.6301:33.599	251:05.8731:33.405
1041.5631:34.316	3701 Lap1:50.488	691:05.9811:35.501	691:15.3891:36.454	101:07.2481:33.701
6949.3471:35.302	8658.0111:35.589	861:06.2311:35.228	861:15.6191:36.434	691:23.1801:34.874
8649.7261:35.240	9658.2241:35.482	961:06.5681:35.352	311:15.8661:36.144	861:23.3841:34.848
9650.0461:35.044	3158.5261:34.849	311:06.7681:35.250	961:16.5141:36.992	311:23.7031:34.920
3150.9811:33.785	751:04.4421:34.318	751:12.2121:34.778	751:19.5981:34.432	961:24.2581:34.827
7557.4281:34.389		3701 Lap1:50.020		751:26.8121:34.297
113 Laps1:36.463				

GT Cup Championship

RACE 10 - LAP CHART

LAP 11 @ 13:25:10.634	LAP 12 @ 13:26:38.726	LAP 13 @ 13:28:05.792	LAP 14 @ 13:29:32.850	LAP 15 @ 13:31:01.150
NOBEHINDLAP TIME	NOBEHINDLAP TIME	NOBEHINDLAP TIME	NOBEHINDLAP TIME	NOBEHINDLAP TIME
11:26.946	11:28.092	11:27.066	11:27.058	11:28.300
613.5411:27.110	691 Lap1:35.288	311 Lap1:33.792	616.3321:30.521	251 Lap1:34.213
3323.1481:29.057	311 Lap1:34.922	691 Lap1:35.509	311 Lap1:33.735	101 Lap1:35.315
114 Laps1:34.834	961 Lap1:35.167	961 Lap1:34.868	691 Lap1:35.877	3703 Laps1:49.074
236.2771:30.196	861 Lap1:36.391	861 Lap1:34.712	961 Lap1:35.838	615.2441:27.212
3702 Laps1:48.860	751 Lap1:35.934	612.8691:27.415	861 Lap1:35.987	311 Lap1:33.806
1245.1401:32.966	612.5201:27.071	751 Lap1:35.391	751 Lap1:34.355	3328.2711:30.626
91:00.2191:32.411	3323.2121:28.156	3324.8591:28.713	3325.9451:28.144	691 Lap1:36.217
251:12.0781:33.151	114 Laps1:34.991	114 Laps1:34.487	114 Laps1:34.397	961 Lap1:36.101
101:14.2561:33.954	1250.1131:33.065	1255.3651:32.318	121:00.5561:32.249	861 Lap1:36.023
	3702 Laps1:48.794	91:15.2201:37.179	21:21.8131:30.292	751 Lap1:35.493
	91:05.1071:32.980	21:18.5791:30.050	91:22.5771:34.415	114 Laps1:33.827
	21:15.5952:07.410	3702 Laps1:48.857		121:04.8741:32.618
	251:16.9801:32.994	251:22.8781:32.964		21:23.0691:29.556
	101:19.9181:33.754	101:26.6721:33.820		

GT Cup Championship

RACE 10 - LAP CHART

LAP 16 @ 13:32:28.279	LAP 17 @ 13:33:55.636	LAP 18 @ 13:35:22.466	LAP 19 @ 13:36:48.825	LAP 20 @ 13:40:13.233
NOBEHINDLAP TIME	NOBEHINDLAP TIME	NOBEHINDLAP TIME	NOBEHINDLAP TIME	NOBEHINDLAP TIME
11:27.129	11:27.357	11:26.830	11:26.359	63:07.938 P
91 Lap1:34.294	251 Lap1:32.678	21 Lap1:30.070	21 Lap1:29.942	14.9883:29.396 P
251 Lap1:32.996	615.8941:28.251	616.4881:27.424	616.4701:26.341	21 Lap3:30.903 P
101 Lap1:34.005	3330.3691:27.806	251 Lap1:33.270	3705 Laps4:06.889 P	3319.7813:10.207 P
615.0001:26.885	751 Lap1:36.478	92 Laps3:23.355 P	251 Lap1:33.452	91 Lap1:32.496
3329.9201:28.778	115 Laps2:53.107 P	3331.1811:27.642	3333.9821:29.160	3704 Laps1:38.609
311 Lap1:34.843	121:14.8871:32.164	102 Laps3:14.952 P	92 Laps1:35.718	101 Lap1:34.004
691 Lap1:36.392		862 Laps3:07.145 P	102 Laps1:37.988	691 Lap1:33.991
961 Lap1:36.474		751 Lap1:34.443	751 Lap1:34.050	861 Lap1:35.420
861 Lap1:36.492		692 Laps3:12.766 P	862 Laps1:39.877	961 Lap1:33.064
751 Lap1:35.254		962 Laps3:20.265 P	692 Laps1:37.363	311 Lap1:32.804
3703 Laps1:50.870		312 Laps3:33.852 P	962 Laps1:36.808	121:12.1251:34.904
121:10.0801:32.335		115 Laps1:42.063	312 Laps1:35.349	
21:25.0231:29.083		121:20.0151:31.958	115 Laps1:34.492	
			251:59.7631:33.309	
			3704 Laps1:47.863	
			91 Lap1:33.347	
			101 Lap1:33.505	
			752:36.8011:33.728	
			861 Lap1:35.212	
			691 Lap1:33.869	
			961 Lap1:32.983	
			311 Lap1:32.450	
			114 Laps1:36.669	
			123:01.6293:07.973 P	

GT Cup Championship

RACE 10 - LAP CHART

LAP 21 @ 13:41:41.302			LAP 22 @ 13:43:07.450			LAP 23 @ 13:44:33.411			LAP 24 @ 13:46:00.500			LAP 25 @ 13:47:26.534		
NO	BEHIND	LAP TIME	NO	BEHIND	LAP TIME	NO	BEHIND	LAP TIME	NO	BEHIND	LAP TIME	NO	BEHIND	LAP TIME
6		1:28.069	6		1:26.148	6		1:25.961	6		1:27.089	6		1:26.034
1	4.975	1:28.056	1	3.142	1:24.315	1	1.588	1:24.407	1	1.098	1:26.599	1	0.210	1:25.146
2	1 Lap	1:32.325	2	1 Lap	1:28.717	2	1 Lap	1:28.258	12	1 Lap	1:33.670	12	1 Lap	1:32.399
33	22.952	1:31.240	33	23.314	1:26.510	33	23.714	1:26.361	2	1 Lap	1:28.560	33	24.636	1:27.796
25	1 Lap	3:19.005 P	9	1 Lap	1:32.292	9	1 Lap	1:32.457	33	22.874	1:26.249	2	1 Lap	1:29.510
9	1 Lap	1:32.962	25	1 Lap	1:35.530	25	1 Lap	1:32.380	9	1 Lap	1:32.224	75	2 Laps	2:31.056
370	4 Laps	1:36.995	10	1 Lap	1:34.173	10	1 Lap	1:33.839	25	1 Lap	1:32.569	9	1 Lap	1:32.240
10	1 Lap	1:35.329	370	4 Laps	1:36.920	370	4 Laps	1:35.692	10	1 Lap	1:33.160	25	1 Lap	1:32.982
75	1 Lap	2:58.183 P	75	1 Lap	1:37.203	75	1 Lap	1:33.989	370	4 Laps	1:35.148	10	1 Lap	1:33.899
69	1 Lap	1:33.574	69	1 Lap	1:33.389	69	1 Lap	1:33.263	69	1 Lap	1:32.982	370	4 Laps	1:34.879
86	1 Lap	1:34.014	86	1 Lap	1:34.816	96	1 Lap	1:32.826	96	1 Lap	1:32.901	69	1 Lap	1:33.011
96	1 Lap	1:32.778	96	1 Lap	1:32.684	86	1 Lap	1:35.145	31	1 Lap	1:33.021	96	1 Lap	1:32.540
31	1 Lap	1:33.094	31	1 Lap	1:32.571	31	1 Lap	1:32.777	86	1 Lap	1:36.515			
12	1:16.142	1:32.086	12	1:22.274	1:32.280									

GT Cup Championship

RACE 10 - LAP CHART

LAP 26 @ 13:48:54.498			LAP 27 @ 13:50:18.898			LAP 28 @ 13:51:44.206			LAP 29 @ 13:53:08.451			LAP 30 @ 13:54:33.084		
NO	BEHIND	LAP TIME	NO	BEHIND	LAP TIME	NO	BEHIND	LAP TIME	NO	BEHIND	LAP TIME	NO	BEHIND	LAP TIME
1		1:27.754	1		1:24.400	1		1:25.308	1		1:24.245	1		1:24.633
6	0.143	1:28.107	6	3.435	1:27.692	6	5.486	1:27.359	10	2 Laps	1:34.222	6	14.283	1:30.054
31	2 Laps	1:32.697	69	2 Laps	1:33.765	370	5 Laps	1:36.166	6	8.862	1:27.621	10	2 Laps	1:33.937
86	2 Laps	1:36.904	96	2 Laps	1:32.893	69	2 Laps	1:33.324	370	5 Laps	1:35.815	33	29.134	1:27.592
12	1 Lap	1:32.269	31	2 Laps	1:32.785	96	2 Laps	1:32.432	69	2 Laps	1:32.738	370	5 Laps	1:35.970
33	22.559	1:25.887	12	1 Lap	1:32.464	31	2 Laps	1:32.432	96	2 Laps	1:32.725	69	2 Laps	1:33.428
2	1 Lap	1:28.498	33	23.726	1:25.567	33	23.943	1:25.525	33	26.175	1:26.477	96	2 Laps	1:32.933
75	2 Laps	1:34.665	2	1 Lap	1:27.921	12	1 Lap	1:32.704	31	2 Laps	1:34.051	31	2 Laps	1:32.842
9	1 Lap	1:32.250	75	2 Laps	1:33.919	2	1 Lap	1:27.977	2	1 Lap	1:30.535	2	1 Lap	1:28.501
25	1 Lap	1:32.841	9	1 Lap	1:32.399	86	3 Laps	3:20.133 P	12	1 Lap	1:33.558	12	1 Lap	1:32.961
10	1 Lap	1:33.714	25	1 Lap	1:32.785	75	2 Laps	1:34.372	86	3 Laps	1:37.424	86	3 Laps	1:34.962
370	4 Laps	1:34.871	10	1 Lap	1:33.632	9	1 Lap	1:32.830	75	2 Laps	1:34.452	75	2 Laps	1:34.375
						25	1 Lap	1:32.990	9	1 Lap	1:32.606			
									25	1 Lap	1:33.096			

GT Cup Championship

RACE 10 - LAP CHART

LAP 31 @ 13:55:59.287	LAP 32 @ 13:57:26.850	LAP 33 @ 13:58:55.132	LAP 34 @ 14:00:24.476
NOBEHINDLAP TIME	NOBEHINDLAP TIME	NOBEHINDLAP TIME	NOBEHINDLAP TIME
11:26.203	11:27.563	11:28.282	11:29.344
92 Laps1:32.566	92 Laps1:32.826	92 Laps1:32.821	92 Laps1:32.659
252 Laps1:34.218	753 Laps1:36.716	753 Laps1:34.223	618.2791:30.803
616.3531:28.273	252 Laps1:33.672	616.8201:26.910	753 Laps1:37.192
102 Laps1:33.583	618.1921:29.402	252 Laps1:33.473	3322.2191:26.094
3329.2991:26.368	3328.2021:26.466	3325.4691:25.549	252 Laps1:35.490
962 Laps1:33.182	102 Laps1:33.688	102 Laps1:34.119	102 Laps1:33.524
692 Laps1:34.386	962 Laps1:32.812	962 Laps1:32.494	21 Lap1:28.967
3705 Laps1:37.192	692 Laps1:32.975	21 Lap1:29.037	962 Laps1:32.716
312 Laps1:32.792	21 Lap1:30.769	692 Laps1:33.137	692 Laps1:33.380
21 Lap1:29.145	312 Laps1:33.621	312 Laps1:32.978	312 Laps1:32.648
121 Lap1:33.355	3705 Laps1:36.834	3705 Laps1:35.947	3705 Laps1:35.825
863 Laps1:34.540	121 Lap1:33.162	121 Lap1:33.506	121 Lap1:32.807
	863 Laps1:34.118	863 Laps1:34.148	

GT Cup Championship

RACE 10 - POSITION CHART

		Lap																																
No	Name	Pos	1	2	3	4	5	6	7	8	9	10	11	12	13	14	15	16	17	18	19	20	21	22	23	24	25	26	27	28	29	30	31	32
6	Team Abba Racing	1	6	1	1	1	1	1	1	1	1	1	1	1	1	1	1	1	1	1	1	6	6	6	6	6	6	1	1	1	1	1	1	1
1	Kendall Developments	2	1	33	33	6	6	6	6	6	6	6	6	6	6	6	6	6	6	6	6	1	1	1	1	1	1	6	6	6	6	6	6	6
33	G-Cat Racing	3	33	6	6	33	33	33	33	33	33	33	33	33	33	33	33	33	33	33	33	33	33	33	33	33	33	33	33	33	33	33	33	33
2	Topcats Racing	4	12	12	12	12	12	12	2	2	2	2	2	12	12	12	12	12	12	12	25	12	12	12	12	12	12	12	12	2	2	2	2	2
12	Team Parker Racing	5	2	2	2	2	2	2	12	12	12	12	12	9	9	2	2	2	2	2	75	2	2	2	2	2	2	2	2	12	12	12	12	12
72	Woodrow Motorsport	6	9	9	3	3	3	3	9	9	9	9	9	2	2	9	9	25	25	25	12	25	9	9	9	9	9	9	9	9	9	9	9	9
9	Forsetti Motorsport	7	72	3	9	9	9	9	25	25	25	25	25	25	25	25	25	75	75	75	2	9	25	25	25	25	25	25	25	25	25	25	25	25
31	Team Parker Racing	8	3	72	72	72	72	25	10	10	10	10	10	10	10	10	10	9	9	9	9	10	10	10	10	10	10	10	10	10	10	10	10	10
10	Forsetti Motorsport	9	10	10	10	10	25	10	69	69	69	69	69	31	31	31	31	10	10	10	10	75	75	75	69	69	69	69	69	69	69	96	96	96
86	SVG Motorsport	10	25	25	25	25	10	69	86	86	86	86	31	69	69	69	69	86	86	86	69	69	69	69	96	96	96	96	96	96	96	69	69	69
11	Paddock Motorsport	11	69	69	69	69	69	86	96	96	31	31	96	96	96	96	96	69	69	69	86	86	86	96	31	31	31	31	31	31	31	31	31	31
69	Morpheus Motorsport	12	86	86	86	86	86	96	31	31	96	96	86	86	86	86	86	96	96	96	96	96	96	86	86	86	86	75	75	75	75	75	75	75
75	Team Parker Racing	13	96	96	96	96	96	31	75	75	75	75	75	75	75	75	75	31	31	31	31	31	31	31	75	75	86	86	86	86	86	86	86	86
25	Driven Performance Eng	14	75	31	31	31	31	75	370	370	370	370	370	370	370	370	370	370	370	370	370	370	370	370	370	370	370	370	370	370	370	370	370	370
96	Morpheus Motorsport	15	31	75	75	75	75	370	11	11	11	11	11	11	11	11	11	11	11	11	11	11	11	11	11	11	11	11	11	11	11	11	11	11
370	Jolt Racing	16	370	370	370	370	370	11																										
3	Topcats Racing	17	11	11	11	11	11																											
7	National Motorsport Aca	18																																

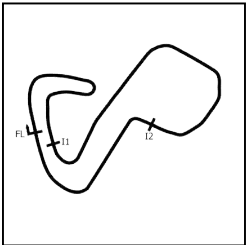
GT Cup Championship

RACE 10 - POSITION CHART

		Lap		
No	Name	Pos	33	34
6	Team Abba Racing	1	1	1
1	Kendall Developments	2	6	6
33	G-Cat Racing	3	33	33
2	Topcats Racing	4	2	
12	Team Parker Racing	5	12	
72	Woodrow Motorsport	6		
9	Forsetti Motorsport	7		
31	Team Parker Racing	8		
10	Forsetti Motorsport	9		
86	SVG Motorsport	10		
11	Paddock Motorsport	11		
69	Morpheus Motorsport	12		
75	Team Parker Racing	13		
25	Driven Performance Eng	14		
96	Morpheus Motorsport	15		
370	Jolt Racing	16		
3	Topcats Racing	17		
7	National Motorsport Aca	18		

GT Cup Championship

RACE 10 - SECTOR ANALYSIS

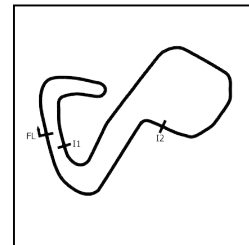


SECTOR 1 = FL to I1, SECTOR 2 = I1 to I2, SECTOR 3 = I2 to FL, DIFF = Difference To Personal Best Lap, P = Crossed Finish Line in Pit Lane, D = Time Disallowed

P1 1 GTO		Kendall Developments		Brabham BT62			
IDEAL LAP TIME :		BEST LAP TIME : 1:24.245		DIFFERENCE :			
D1: Paul BAILEY		D2: David BRABHAM (P)					
LAP	SECTOR 1	SECTOR 2	SECTOR 3	LAP TIME	MPH	DIFF	TIME OF DAY
1 - D1				1:32.041	95.17	7.796	13:10:34.705
2 - D1	27.796			1:27.933	99.61	3.688	13:12:02.638
3 - D1	27.977			1:28.171	99.35	3.926	13:13:30.809
4 - D1	28.219			1:28.071	99.46	3.826	13:14:58.880
5 - D1	27.978			1:28.609	98.85	4.364	13:16:27.489
6 - D1	28.035			1:27.758	99.81	3.513	13:17:55.247
7 - D1	27.757			1:27.304	100.33	3.059	13:19:22.551
8 - D1	27.703			1:27.008	100.67	2.763	13:20:49.559
9 - D1	27.609			1:27.046	100.63	2.801	13:22:16.605
10 - D1	27.810			1:27.083	100.59	2.838	13:23:43.688
11 - D1	27.680			1:26.946	100.75	2.701	13:25:10.634
12 - D1	28.125			1:28.092	99.43	3.847	13:26:38.726
13 - D1	27.572			1:27.066	100.61	2.821	13:28:05.792
14 - D1	27.881			1:27.058	100.62	2.813	13:29:32.850
15 - D1	28.274			1:28.300	99.20	4.055	13:31:01.150
16 - D1	27.662			1:27.129	100.53	2.884	13:32:28.279
17 - D1	27.776			1:27.357	100.27	3.112	13:33:55.636
18 - D1	27.530			1:26.830	100.88	2.585	13:35:22.466
19 - D1	27.465			1:26.359	101.43	2.114	13:36:48.825
20 - D1	27.454		IN PIT	3:29.396	P 41.83	2:05.151	13:40:18.221
21 - D1	OUTLAP			1:28.056	99.48	3.811	13:41:46.277
22 - D1	26.694			1:24.315	(2) 103.89	0.070	13:43:10.592
23 - D1	26.864			1:24.407	103.78	0.162	13:44:34.999
24 - D1	26.874			1:26.599	101.15	2.354	13:46:01.598
25 - D1	26.951			1:25.146	102.88	0.901	13:47:26.744
26 - D1	28.029			1:27.754	99.82	3.509	13:48:54.498
27 - D1	26.650			1:24.400	(3) 103.78	0.155	13:50:18.898
28 - D1	26.888			1:25.308	102.68	1.063	13:51:44.206
29 - D1	26.635			1:24.245	(1) 103.98		13:53:08.451
30 - D1	26.826			1:24.633	103.50	0.388	13:54:33.084
31 - D1	27.476			1:26.203	101.61	1.958	13:55:59.287
32 - D1	27.950			1:27.563	100.04	3.318	13:57:26.850
33 - D1	28.089			1:28.282	99.22	4.037	13:58:55.132
34 - D1	28.012			1:29.344	98.04	5.099	14:00:24.476

GT Cup Championship

RACE 10 - SECTOR ANALYSIS

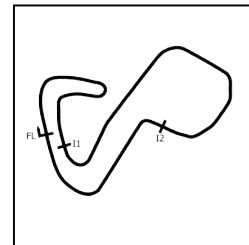


SECTOR 1 = FL to I1, SECTOR 2 = I1 to I2, SECTOR 3 = I2 to FL, DIFF = Difference To Personal Best Lap, P = Crossed Finish Line in Pit Lane, D = Time Disallowed

P2 6 GTO		Team Abba Racing		Mercedes AMG GT3			
IDEAL LAP TIME :		BEST LAP TIME : 1:25.961		DIFFERENCE :			
D1: Ian LOGGIE		D2: Richard NEARY					
LAP	SECTOR 1	SECTOR 2	SECTOR 3	LAP TIME	MPH	DIFF	TIME OF DAY
1 - D2				1:31.513	95.72	5.552	13:10:34.177
2 - D2	28.059			1:35.257	91.96	9.296	13:12:09.434
3 - D2	28.610			1:29.578	97.79	3.617	13:13:39.012
4 - D2	28.752			1:30.515	96.77	4.554	13:15:09.527
5 - D2	27.838			1:27.908	99.64	1.947	13:16:37.435
6 - D2	27.986			1:27.997	99.54	2.036	13:18:05.432
7 - D2	27.278			1:27.120	100.54	1.159	13:19:32.552
8 - D2	27.436			1:27.185	100.47	1.224	13:20:59.737
9 - D2	27.448			1:28.482	99.00	2.521	13:22:28.219
10 - D2	27.406			1:28.846	98.59	2.885	13:23:57.065
11 - D2	27.577			1:27.110	100.56	1.149	13:25:24.175
12 - D2	27.430			1:27.071	100.60	1.110	13:26:51.246
13 - D2	27.425			1:27.415	100.20	1.454	13:28:18.661
14 - D2	30.144			1:30.521	96.77	4.560	13:29:49.182
15 - D2	27.342			1:27.212	100.44	1.251	13:31:16.394
16 - D2	27.569			1:26.885	100.82	0.924	13:32:43.279
17 - D2	28.275			1:28.251	99.26	2.290	13:34:11.530
18 - D2	27.312			1:27.424	100.19	1.463	13:35:38.954
19 - D2	27.420			1:26.341	101.45	0.380	13:37:05.295
20 - D2	27.698		IN PIT	3:07.938	P 46.61	1:41.977	13:40:13.233
21 - D2	OUTLAP			1:28.069	99.46	2.108	13:41:41.302
22 - D2	27.065			1:26.148	(3) 101.68	0.187	13:43:07.450
23 - D2	26.951			1:25.961	(1) 101.90		13:44:33.411
24 - D2	27.538			1:27.089	100.58	1.128	13:46:00.500
25 - D2	27.296			1:26.034	(2) 101.81	0.073	13:47:26.534
26 - D2	27.898			1:28.107	99.42	2.146	13:48:54.641
27 - D2	28.039			1:27.692	99.89	1.731	13:50:22.333
28 - D2	27.553			1:27.359	100.27	1.398	13:51:49.692
29 - D2	27.805			1:27.621	99.97	1.660	13:53:17.313
30 - D2	28.883			1:30.054	97.27	4.093	13:54:47.367
31 - D2	28.061			1:28.273	99.23	2.312	13:56:15.640
32 - D2	28.676			1:29.402	97.98	3.441	13:57:45.042
33 - D2	27.203			1:26.910	100.79	0.949	13:59:11.952
34 - D2	28.220			1:30.803	96.47	4.842	14:00:42.755

GT Cup Championship

RACE 10 - SECTOR ANALYSIS

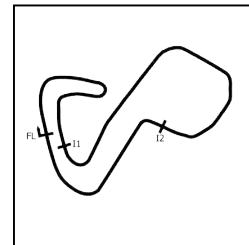


SECTOR 1 = FL to I1, SECTOR 2 = I1 to I2, SECTOR 3 = I2 to FL, DIFF = Difference To Personal Best Lap, P = Crossed Finish Line in Pit Lane, D = Time Disallowed

P3 33 GT3 G-Cat Racing				Porsche 911 GTR GT3			
IDEAL LAP TIME : 1:25.340		BEST LAP TIME : 1:25.525		DIFFERENCE : 0.185			
D1: Shamus JENNINGS		D2: Greg CATON					
LAP	SECTOR 1	SECTOR 2	SECTOR 3	LAP TIME	MPH	DIFF	TIME OF DAY
1 - D1		40.962	21.604	1:34.647	92.55	9.122	13:10:37.311
2 - D1	28.506	40.543	22.155	1:31.204	96.04	5.679	13:12:08.515
3 - D1	28.474	40.176	21.580	1:30.230	97.08	4.705	13:13:38.745
4 - D1	28.583	40.471	21.795	1:30.849	96.42	5.324	13:15:09.594
5 - D1	28.404	40.117	21.171	1:29.692	97.66	4.167	13:16:39.286
6 - D1	28.796	39.974	21.231	1:30.001	97.33	4.476	13:18:09.287
7 - D1	28.051	39.774	21.208	1:29.033	98.38	3.508	13:19:38.320
8 - D1	27.982	39.793	21.094	1:28.869	98.57	3.344	13:21:07.189
9 - D1	27.804	39.577	21.280	1:28.661	98.80	3.136	13:22:35.850
10 - D1	27.971	39.716	21.188	1:28.875	98.56	3.350	13:24:04.725
11 - D1	28.185	39.797	21.075	1:29.057	98.36	3.532	13:25:33.782
12 - D1	27.592	39.631	20.933	1:28.156	99.36	2.631	13:27:01.938
13 - D1	27.688	39.673	21.352	1:28.713	98.74	3.188	13:28:30.651
14 - D1	27.673	39.390	21.081	1:28.144	99.38	2.619	13:29:58.795
15 - D1	27.989	40.676	21.961	1:30.626	96.65	5.101	13:31:29.421
16 - D1	27.865	39.980	20.933	1:28.778	98.67	3.253	13:32:58.199
17 - D1	27.565	39.454	20.787	1:27.806	99.76	2.281	13:34:26.005
18 - D1	27.574	39.142	20.926	1:27.642	99.95	2.117	13:35:53.647
19 - D1	28.465	39.711	20.984	1:29.160	98.24	3.635	13:37:22.807
20 - D1	28.094	39.488	IN PIT	3:10.207 P	46.05	1:44.682	13:40:33.014
21 - D2	OUTLAP			1:31.240	96.00	5.715	13:42:04.254
22 - D2	27.135			1:26.510	101.25	0.985	13:43:30.764
23 - D2	27.145	38.598	20.618	1:26.361	101.43	0.836	13:44:57.125
24 - D2	27.149	38.531	20.569	1:26.249	101.56	0.724	13:46:23.374
25 - D2	27.263	39.168	21.365	1:27.796	99.77	2.271	13:47:51.170
26 - D2	26.996	38.348	20.543	1:25.887	101.99	0.362	13:49:17.057
27 - D2	27.001	38.131	20.435	1:25.567 (3)	102.37	0.042	13:50:42.624
28 - D2	26.994	38.088	20.443	1:25.525 (1)	102.42		13:52:08.149
29 - D2	26.831	38.516	21.130	1:26.477	101.29	0.952	13:53:34.626
30 - D2	27.062	39.067	21.463	1:27.592	100.00	2.067	13:55:02.218
31 - D2	27.263	38.565	20.540	1:26.368	101.42	0.843	13:56:28.586
32 - D2	27.002	38.690	20.774	1:26.466	101.30	0.941	13:57:55.052
33 - D2	27.012	38.116	20.421	1:25.549 (2)	102.39	0.024	13:59:20.601
34 - D2	26.885			1:26.094	101.74	0.569	14:00:46.695

GT Cup Championship

RACE 10 - SECTOR ANALYSIS

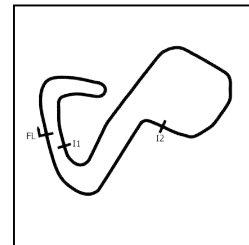


SECTOR 1 = FL to I1, SECTOR 2 = I1 to I2, SECTOR 3 = I2 to FL, DIFF = Difference To Personal Best Lap, P = Crossed Finish Line in Pit Lane, D = Time Disallowed

P4 2 GTC Topcats Racing		Lamborghini Super Trofeo					
IDEAL LAP TIME : 1:28.384		BEST LAP TIME : 1:27.921		DIFFERENCE : -0.463			
D1: Charlotte GILBERT		D2: Tom RAWLINGS (PS)					
LAP	SECTOR 1	SECTOR 2	SECTOR 3	LAP TIME	MPH	DIFF	TIME OF DAY
1 - D1		41.247	21.633	1:36.137	91.11	8.216	13:10:38.801
2 - D1	29.182	40.608	21.820	1:31.610	95.62	3.689	13:12:10.411
3 - D1	28.950	40.489	21.503	1:30.942	96.32	3.021	13:13:41.353
4 - D1	29.053	40.240	21.460	1:30.753	96.52	2.832	13:15:12.106
5 - D1	28.761	40.742	21.536	1:31.039	96.22	3.118	13:16:43.145
6 - D1	29.528	40.261	21.667	1:31.456	95.78	3.535	13:18:14.601
7 - D1	28.724	40.267	21.661	1:30.652	96.63	2.731	13:19:45.253
8 - D1	28.891	40.159	21.643	1:30.693	96.58	2.772	13:21:15.946
9 - D1	28.795	40.046	21.471	1:30.312	96.99	2.391	13:22:46.258
10 - D1	28.968	40.015	21.474	1:30.457	96.83	2.536	13:24:16.715
11 - D1	28.488	40.288	21.420	1:30.196	97.12	2.275	13:25:46.911
12 - D1	28.388	1:17.241	21.781	2:07.410	68.75	39.489	13:27:54.321
13 - D1	28.623	39.791	21.636	1:30.050	97.27	2.129	13:29:24.371
14 - D1	28.501	40.184	21.607	1:30.292	97.01	2.371	13:30:54.663
15 - D1	28.683	39.555	21.318	1:29.556	97.81	1.635	13:32:24.219
16 - D1	28.225	39.704	21.154	1:29.083	98.33	1.162	13:33:53.302
17 - D1	28.258	40.091	21.721	1:30.070	97.25	2.149	13:35:23.372
18 - D1	28.520	39.994	21.428	1:29.942	97.39	2.021	13:36:53.314
19 - D1	28.477	39.936	IN PIT	3:30.903	P 41.53	2:02.982	13:40:24.217
20 - D1	OUTLAP			1:32.325	94.88	4.404	13:41:56.542
21 - D1	28.105			1:28.717	98.73	0.796	13:43:25.259
22 - D1	28.018			1:28.258 (3)	99.25	0.337	13:44:53.517
23 - D1	27.932			1:28.560	98.91	0.639	13:46:22.077
24 - D1	28.174			1:29.510	97.86	1.589	13:47:51.587
25 - D1	28.100			1:28.498	98.98	0.577	13:49:20.085
26 - D1	27.874			1:27.921 (1)	99.63		13:50:48.006
27 - D1	27.932			1:27.977 (2)	99.56	0.056	13:52:15.983
28 - D1	28.006			1:30.535	96.75	2.614	13:53:46.518
29 - D1	28.110			1:28.501	98.98	0.580	13:55:15.019
30 - D1	28.163			1:29.145	98.26	1.224	13:56:44.164
31 - D1	28.370			1:30.769	96.50	2.848	13:58:14.933
32 - D1	28.129	39.732	21.176	1:29.037	98.38	1.116	13:59:43.970
33 - D1	28.457	39.418	21.092	1:28.967	98.46	1.046	14:01:12.937

GT Cup Championship

RACE 10 - SECTOR ANALYSIS

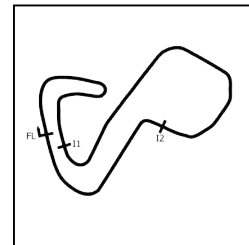


SECTOR 1 = FL to I1, SECTOR 2 = I1 to I2, SECTOR 3 = I2 to FL, DIFF = Difference To Personal Best Lap, P = Crossed Finish Line in Pit Lane, D = Time Disallowed

P5 12 GTC Team Parker Racing			Porsche 911 GT3 Cup				
IDEAL LAP TIME : 1:30.669		BEST LAP TIME : 1:30.931		DIFFERENCE : 0.262			
D1: Miles RUDMAN							
LAP	SECTOR 1	SECTOR 2	SECTOR 3	LAP TIME	MPH	DIFF	TIME OF DAY
1 - D1		41.134	21.871	1:35.823	91.41	4.892	13:10:38.487
2 - D1	28.912	40.696	21.704	1:31.312	95.93	0.381	13:12:09.799
3 - D1	29.063	40.362	21.599	1:31.024 (3)	96.23	0.093	13:13:40.823
4 - D1	28.780	40.542	21.609	1:30.931 (1)	96.33		13:15:11.754
5 - D1	28.708	40.704	21.605	1:31.017 (2)	96.24	0.086	13:16:42.771
6 - D1	29.222	40.500	21.705	1:31.427	95.81	0.496	13:18:14.198
7 - D1	28.875	41.463	21.697	1:32.035	95.17	1.104	13:19:46.233
8 - D1	28.945	40.917	21.775	1:31.637	95.59	0.706	13:21:17.870
9 - D1	29.330	40.894	21.707	1:31.931	95.28	1.000	13:22:49.801
10 - D1	29.502	41.392	22.113	1:33.007	94.18	2.076	13:24:22.808
11 - D1	29.628	41.342	21.996	1:32.966	94.22	2.035	13:25:55.774
12 - D1	29.654	41.414	21.997	1:33.065	94.12	2.134	13:27:28.839
13 - D1	29.103	41.312	21.903	1:32.318	94.88	1.387	13:29:01.157
14 - D1	29.127	41.187	21.935	1:32.249	94.95	1.318	13:30:33.406
15 - D1	29.498	41.254	21.866	1:32.618	94.58	1.687	13:32:06.024
16 - D1	29.141	41.358	21.836	1:32.335	94.87	1.404	13:33:38.359
17 - D1	29.052	41.374	21.738	1:32.164	95.04	1.233	13:35:10.523
18 - D1	28.913	41.277	21.768	1:31.958	95.25	1.027	13:36:42.481
19 - D1	29.445	41.495	IN PIT	3:07.973 P	46.60	1:37.042	13:39:50.454
20 - D1	OUTLAP	41.294	21.691	1:34.904	92.30	3.973	13:41:25.358
21 - D1	29.157	41.173	21.756	1:32.086	95.12	1.155	13:42:57.444
22 - D1	29.209	41.305	21.766	1:32.280	94.92	1.349	13:44:29.724
23 - D1	29.044	42.056	22.570	1:33.670	93.51	2.739	13:46:03.394
24 - D1	29.482	41.187	21.730	1:32.399	94.80	1.468	13:47:35.793
25 - D1	29.055	41.074	22.140	1:32.269	94.93	1.338	13:49:08.062
26 - D1	29.270	41.222	21.972	1:32.464	94.73	1.533	13:50:40.526
27 - D1	29.173	41.523	22.008	1:32.704	94.49	1.773	13:52:13.230
28 - D1	29.396			1:33.558	93.63	2.627	13:53:46.788
29 - D1	29.550	41.418	21.993	1:32.961	94.23	2.030	13:55:19.749
30 - D1	29.574	41.679	22.102	1:33.355	93.83	2.424	13:56:53.104
31 - D1	29.535	41.618	22.009	1:33.162	94.02	2.231	13:58:26.266
32 - D1	29.804	41.523	22.179	1:33.506	93.68	2.575	13:59:59.772
33 - D1	29.422	41.280	22.105	1:32.807	94.38	1.876	14:01:32.579

GT Cup Championship

RACE 10 - SECTOR ANALYSIS

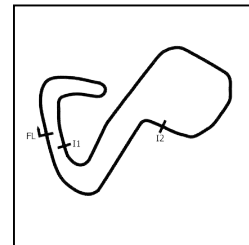


SECTOR 1 = FL to I1, SECTOR 2 = I1 to I2, SECTOR 3 = I2 to FL, DIFF = Difference To Personal Best Lap, P = Crossed Finish Line in Pit Lane, D = Time Disallowed

P6 9 GTH Forsetti Motorsport				Aston Martin Vantage GT4			
IDEAL LAP TIME : 1:32.051		BEST LAP TIME : 1:32.224		DIFFERENCE : 0.173			
D1: Matthew HIGGINS		D2: Mikey PORTER (PS)					
LAP	SECTOR 1	SECTOR 2	SECTOR 3	LAP TIME	MPH	DIFF	TIME OF DAY
1 - D2		41.659	22.413	1:37.891	89.48	5.667	13:10:40.555
2 - D2	29.237	41.334	22.422	1:32.993	94.19	0.769	13:12:13.548
3 - D2	29.230	43.406	22.328	1:34.964	92.24	2.740	13:13:48.512
4 - D2	29.115	41.365	22.276	1:32.756	94.43	0.532	13:15:21.268
5 - D2	29.238	41.429	22.216	1:32.883	94.31	0.659	13:16:54.151
6 - D2	29.297	41.479	22.743	1:33.519	93.66	1.295	13:18:27.670
7 - D2	29.185	41.368	22.270	1:32.823	94.37	0.599	13:20:00.493
8 - D2	29.232	41.256	22.130	1:32.618	94.58	0.394	13:21:33.111
9 - D2	29.139	41.077	22.237	1:32.453	94.74	0.229	13:23:05.564
10 - D2	29.253	41.316	22.309	1:32.878	94.31	0.654	13:24:38.442
11 - D2	29.174	41.071	22.166	1:32.411	94.79	0.187	13:26:10.853
12 - D2	29.280	41.343	22.357	1:32.980	94.21	0.756	13:27:43.833
13 - D2	29.330	41.997	25.852	1:37.179	90.14	4.955	13:29:21.012
14 - D2	29.670	41.934	22.811	1:34.415	92.78	2.191	13:30:55.427
15 - D2	29.504	41.305	23.485	1:34.294	92.89	2.070	13:32:29.721
16 - D2	29.485	41.573	IN PIT	3:23.355	P 43.07	1:51.131	13:35:53.076
17 - D2	OUTLAP	41.104	22.273	1:35.718	91.51	3.494	13:37:28.794
18 - D2	29.149	41.577	22.621	1:33.347	93.84	1.123	13:39:02.141
19 - D2	29.414	40.921	22.161	1:32.496	94.70	0.272	13:40:34.637
20 - D2	29.797	41.073	22.092	1:32.962	94.23	0.738	13:42:07.599
21 - D2	29.214	40.998	22.080	1:32.292	94.91	0.068	13:43:39.891
22 - D2	29.226			1:32.457	94.74	0.233	13:45:12.348
23 - D2	29.164			1:32.224 (1)	94.98		13:46:44.572
24 - D2	29.183	40.899	22.158	1:32.240 (2)	94.96	0.016	13:48:16.812
25 - D2	29.206	40.880	22.164	1:32.250 (3)	94.95	0.026	13:49:49.062
26 - D2	29.192	41.009	22.198	1:32.399	94.80	0.175	13:51:21.461
27 - D2	29.262	40.956	22.612	1:32.830	94.36	0.606	13:52:54.291
28 - D2	29.283	41.055	22.268	1:32.606	94.59	0.382	13:54:26.897
29 - D2	29.419	40.856	22.291	1:32.566	94.63	0.342	13:55:59.463
30 - D2	29.536	40.977	22.313	1:32.826	94.36	0.602	13:57:32.289
31 - D2	29.391	41.096	22.334	1:32.821	94.37	0.597	13:59:05.110
32 - D2	29.410	41.051	22.198	1:32.659	94.53	0.435	14:00:37.769

GT Cup Championship

RACE 10 - SECTOR ANALYSIS

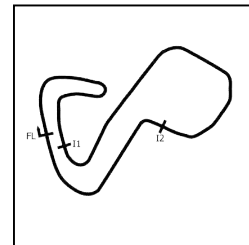


SECTOR 1 = FL to I1, SECTOR 2 = I1 to I2, SECTOR 3 = I2 to FL, DIFF = Difference To Personal Best Lap, P = Crossed Finish Line in Pit Lane, D = Time Disallowed

P7 25 GTC		Driven Performance Engineers		Ginetta G55			
IDEAL LAP TIME :		BEST LAP TIME : 1:32.380		DIFFERENCE :			
D1: Ray HARRIS							
LAP	SECTOR 1	SECTOR 2	SECTOR 3	LAP TIME	MPH	DIFF	TIME OF DAY
1 - D1				1:43.444	84.68	11.064	13:10:46.108
2 - D1	29.360			1:33.570	93.61	1.190	13:12:19.678
3 - D1	29.160			1:33.983	93.20	1.603	13:13:53.661
4 - D1	29.377			1:33.876	93.31	1.496	13:15:27.537
5 - D1	29.905			1:33.417	93.77	1.037	13:17:00.954
6 - D1	28.975			1:33.402	93.78	1.022	13:18:34.356
7 - D1	29.533			1:33.747	93.44	1.367	13:20:08.103
8 - D1	28.970			1:34.882	92.32	2.502	13:21:42.985
9 - D1	29.142			1:33.171	94.01	0.791	13:23:16.156
10 - D1	29.276			1:33.405	93.78	1.025	13:24:49.561
11 - D1	29.205			1:33.151	94.03	0.771	13:26:22.712
12 - D1	29.120			1:32.994	94.19	0.614	13:27:55.706
13 - D1	29.150			1:32.964	94.22	0.584	13:29:28.670
14 - D1	29.598			1:34.213	92.97	1.833	13:31:02.883
15 - D1	29.188			1:32.996	94.19	0.616	13:32:35.879
16 - D1	28.922			1:32.678 (3)	94.51	0.298	13:34:08.557
17 - D1	29.127			1:33.270	93.91	0.890	13:35:41.827
18 - D1	29.188			1:33.452	93.73	1.072	13:37:15.279
19 - D1	29.290			1:33.309	93.87	0.929	13:38:48.588
20 - D1	29.338		IN PIT	3:19.005 P	44.01	1:46.625	13:42:07.593
21 - D1	OUTLAP			1:35.530	91.69	3.150	13:43:43.123
22 - D1	28.959			1:32.380 (1)	94.82		13:45:15.503
23 - D1	28.969			1:32.569 (2)	94.63	0.189	13:46:48.072
24 - D1	28.950			1:32.982	94.21	0.602	13:48:21.054
25 - D1	29.126			1:32.841	94.35	0.461	13:49:53.895
26 - D1	28.915			1:32.785	94.41	0.405	13:51:26.680
27 - D1	29.053			1:32.990	94.20	0.610	13:52:59.670
28 - D1	29.141			1:33.096	94.09	0.716	13:54:32.766
29 - D1	29.746			1:34.218	92.97	1.838	13:56:06.984
30 - D1	29.279			1:33.672	93.51	1.292	13:57:40.656
31 - D1	29.066			1:33.473	93.71	1.093	13:59:14.129
32 - D1	29.100			1:35.490	91.73	3.110	14:00:49.619

GT Cup Championship

RACE 10 - SECTOR ANALYSIS

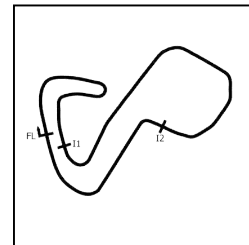


SECTOR 1 = FL to I1, SECTOR 2 = I1 to I2, SECTOR 3 = I2 to FL, DIFF = Difference To Personal Best Lap, P = Crossed Finish Line in Pit Lane, D = Time Disallowed

P8 10 GTH Forsetti Motorsport			Aston Martin Vantage GT4				
IDEAL LAP TIME : 1:33.864		BEST LAP TIME : 1:33.160		DIFFERENCE : -0.704			
D1: Jodie SLOSS		D2: Rianna O'MEARA-HUNT (P)					
LAP	SECTOR 1	SECTOR 2	SECTOR 3	LAP TIME	MPH	DIFF	TIME OF DAY
1 - D1		42.102	23.824	1:40.736	86.95	7.576	13:10:43.400
2 - D1	30.230			1:35.073	92.13	1.913	13:12:18.473
3 - D1	29.984			1:34.773	92.42	1.613	13:13:53.246
4 - D1	29.424			1:33.999	93.19	0.839	13:15:27.245
5 - D1	30.523			1:35.249	91.96	2.089	13:17:02.494
6 - D1	29.536			1:34.316	92.87	1.156	13:18:36.810
7 - D1	29.380			1:33.319 (2)	93.86	0.159	13:20:10.129
8 - D1	29.332			1:33.507	93.68	0.347	13:21:43.636
9 - D1	29.552			1:33.599	93.58	0.439	13:23:17.235
10 - D1	29.509			1:33.701	93.48	0.541	13:24:50.936
11 - D1	29.473			1:33.954	93.23	0.794	13:26:24.890
12 - D1	29.374			1:33.754	93.43	0.594	13:27:58.644
13 - D1	29.740			1:33.820	93.36	0.660	13:29:32.464
14 - D1	30.265			1:35.315	91.90	2.155	13:31:07.779
15 - D1	29.676			1:34.005	93.18	0.845	13:32:41.784
16 - D1	29.887		IN PIT	3:14.952 P	44.93	1:41.792	13:35:56.736
17 - D1	OUTLAP			1:37.988	89.39	4.828	13:37:34.724
18 - D1	29.396			1:33.505 (3)	93.68	0.345	13:39:08.229
19 - D1	29.525			1:34.004	93.18	0.844	13:40:42.233
20 - D1	29.375			1:35.329	91.89	2.169	13:42:17.562
21 - D1	29.651			1:34.173	93.01	1.013	13:43:51.735
22 - D1	29.483			1:33.839	93.34	0.679	13:45:25.574
23 - D1	29.319			1:33.160 (1)	94.03		13:46:58.734
24 - D1	29.525			1:33.899	93.29	0.739	13:48:32.633
25 - D1	29.565			1:33.714	93.47	0.554	13:50:06.347
26 - D1	29.388			1:33.632	93.55	0.472	13:51:39.979
27 - D1	29.558			1:34.222	92.97	1.062	13:53:14.201
28 - D1	29.392	41.722	22.823	1:33.937	93.25	0.777	13:54:48.138
29 - D1	29.597			1:33.583	93.60	0.423	13:56:21.721
30 - D1	29.464			1:33.688	93.50	0.528	13:57:55.409
31 - D1	29.804			1:34.119	93.07	0.959	13:59:29.528
32 - D1	29.320			1:33.524	93.66	0.364	14:01:03.052

GT Cup Championship

RACE 10 - SECTOR ANALYSIS

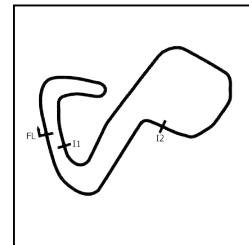


SECTOR 1 = FL to I1, SECTOR 2 = I1 to I2, SECTOR 3 = I2 to FL, DIFF = Difference To Personal Best Lap, P = Crossed Finish Line in Pit Lane, D = Time Disallowed

P9 96 GTH Morpheus Motorsport				Mercedes AMG GT4			
IDEAL LAP TIME : 1:32.295		BEST LAP TIME : 1:32.432		DIFFERENCE : 0.137			
D1: Jon CURRIE		D2: Marcus CLUTTON					
LAP	SECTOR 1	SECTOR 2	SECTOR 3	LAP TIME	MPH	DIFF	TIME OF DAY
1 - D1		44.506	22.747	1:46.589	82.18	14.157	13:10:49.253
2 - D1	29.892	42.219	22.830	1:34.941	92.26	2.509	13:12:24.194
3 - D1	30.087	42.349	22.868	1:35.304	91.91	2.872	13:13:59.498
4 - D1	29.851			1:34.849	92.35	2.417	13:15:34.347
5 - D1	29.994			1:35.902	91.34	3.470	13:17:10.249
6 - D1	29.712	42.552	22.780	1:35.044	92.16	2.612	13:18:45.293
7 - D1	30.222	42.698	22.562	1:35.482	91.74	3.050	13:20:20.775
8 - D1	30.420	42.236	22.696	1:35.352	91.86	2.920	13:21:56.127
9 - D1	30.796			1:36.992	90.31	4.560	13:23:33.119
10 - D1	30.107	42.213	22.507	1:34.827	92.37	2.395	13:25:07.946
11 - D1	29.920	42.707	22.540	1:35.167	92.04	2.735	13:26:43.113
12 - D1	29.579			1:34.868	92.33	2.436	13:28:17.981
13 - D1	30.181			1:35.838	91.40	3.406	13:29:53.819
14 - D1	30.182			1:36.101	91.15	3.669	13:31:29.920
15 - D1	30.270			1:36.474	90.80	4.042	13:33:06.394
16 - D1	29.998		IN PIT	3:20.265	P 43.74	1:47.833	13:36:26.659
17 - D1	OUTLAP	41.433	22.728	1:36.808	90.48	4.376	13:38:03.467
18 - D1	29.195	41.520	22.268	1:32.983	94.20	0.551	13:39:36.450
19 - D1	29.071	41.758	22.235	1:33.064	94.12	0.632	13:41:09.514
20 - D1	29.129	41.451	22.198	1:32.778	94.41	0.346	13:42:42.292
21 - D1	29.298	41.303	22.083	1:32.684	94.51	0.252	13:44:14.976
22 - D1	29.081	41.294	22.451	1:32.826	94.36	0.394	13:45:47.802
23 - D1	29.513	41.308	22.080	1:32.901	94.29	0.469	13:47:20.703
24 - D1	29.100	41.303	22.137	1:32.540	(3) 94.66	0.108	13:48:53.243
25 - D1	29.537	41.253	22.103	1:32.893	94.30	0.461	13:50:26.136
26 - D1	29.123	41.205	22.104	1:32.432	(1) 94.77		13:51:58.568
27 - D1	29.183	41.144	22.398	1:32.725	94.47	0.293	13:53:31.293
28 - D1	29.283	41.456	22.194	1:32.933	94.25	0.501	13:55:04.226
29 - D1	29.285	41.749	22.148	1:33.182	94.00	0.750	13:56:37.408
30 - D1	29.157	41.513	22.142	1:32.812	94.38	0.380	13:58:10.220
31 - D1	29.179	41.212	22.103	1:32.494	(2) 94.70	0.062	13:59:42.714
32 - D1	29.261	41.352	22.103	1:32.716	94.48	0.284	14:01:15.430

GT Cup Championship

RACE 10 - SECTOR ANALYSIS

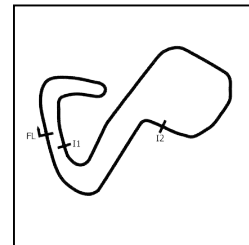


SECTOR 1 = FL to I1, SECTOR 2 = I1 to I2, SECTOR 3 = I2 to FL, DIFF = Difference To Personal Best Lap, P = Crossed Finish Line in Pit Lane, D = Time Disallowed

P10 69 GTH Morpheus Motorsport				Mercedes AMG GT4			
IDEAL LAP TIME : 1:32.771		BEST LAP TIME : 1:32.738		DIFFERENCE : -0.033			
D1: Stephen WALTON		D2: Chris HART					
LAP	SECTOR 1	SECTOR 2	SECTOR 3	LAP TIME	MPH	DIFF	TIME OF DAY
1 - D1				1:43.844	84.35	11.106	13:10:46.508
2 - D1	30.267			1:35.885	91.35	3.147	13:12:22.393
3 - D1	29.714	42.648	22.692	1:35.054	92.15	2.316	13:13:57.447
4 - D1	29.898	43.075	22.968	1:35.941	91.30	3.203	13:15:33.388
5 - D1	30.091	43.086	22.727	1:35.904	91.33	3.166	13:17:09.292
6 - D1	29.557	42.856	22.889	1:35.302	91.91	2.564	13:18:44.594
7 - D1	29.782			1:35.445	91.77	2.707	13:20:20.039
8 - D1	30.120	42.651	22.730	1:35.501	91.72	2.763	13:21:55.540
9 - D1	29.996	43.548	22.910	1:36.454	90.81	3.716	13:23:31.994
10 - D1	29.983	42.271	22.620	1:34.874	92.33	2.136	13:25:06.868
11 - D1	29.927	42.712	22.649	1:35.288	91.93	2.550	13:26:42.156
12 - D1	30.295	42.559	22.655	1:35.509	91.71	2.771	13:28:17.665
13 - D1	29.943			1:35.877	91.36	3.139	13:29:53.542
14 - D1	30.333			1:36.217	91.04	3.479	13:31:29.759
15 - D1	30.197			1:36.392	90.87	3.654	13:33:06.151
16 - D1	30.017		IN PIT	3:12.766	P 45.44	1:40.028	13:36:18.917
17 - D1	OUTLAP			1:37.363	89.97	4.625	13:37:56.280
18 - D1	29.588			1:33.869	93.31	1.131	13:39:30.149
19 - D1	29.398			1:33.991	93.19	1.253	13:41:04.140
20 - D1	29.545	41.631	22.398	1:33.574	93.61	0.836	13:42:37.714
21 - D1	29.358	41.644	22.387	1:33.389	93.79	0.651	13:44:11.103
22 - D1	29.185			1:33.263	93.92	0.525	13:45:44.366
23 - D1	29.201			1:32.982 (3)	94.21	0.244	13:47:17.348
24 - D1	29.283	41.365	22.363	1:33.011	94.18	0.273	13:48:50.359
25 - D1	29.238	41.734	22.793	1:33.765	93.42	1.027	13:50:24.124
26 - D1	29.273			1:33.324	93.86	0.586	13:51:57.448
27 - D1	29.128			1:32.738 (1)	94.45		13:53:30.186
28 - D1	29.244	41.825	22.359	1:33.428	93.76	0.690	13:55:03.614
29 - D1	29.490	42.578	22.318	1:34.386	92.80	1.648	13:56:38.000
30 - D1	29.207	41.482	22.286	1:32.975 (2)	94.21	0.237	13:58:10.975
31 - D1	29.258	41.357	22.522	1:33.137	94.05	0.399	13:59:44.112
32 - D1	29.329			1:33.380	93.80	0.642	14:01:17.492

GT Cup Championship

RACE 10 - SECTOR ANALYSIS

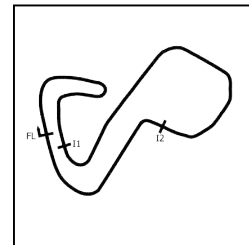


SECTOR 1 = FL to I1, SECTOR 2 = I1 to I2, SECTOR 3 = I2 to FL, DIFF = Difference To Personal Best Lap, P = Crossed Finish Line in Pit Lane, D = Time Disallowed

P11 31 GTH Team Parker Racing				Mercedes AMG GT4			
IDEAL LAP TIME : 1:32.199		BEST LAP TIME : 1:32.432		DIFFERENCE : 0.233			
D1: Charles DAWSON		D2: Seb MORRIS					
LAP	SECTOR 1	SECTOR 2	SECTOR 3	LAP TIME	MPH	DIFF	TIME OF DAY
1 - D1		42.834	22.681	1:55.321	75.95	22.889	13:10:57.985
2 - D1	30.151	41.794	22.415	1:34.360	92.83	1.928	13:12:32.345
3 - D1	29.504	41.367	22.440	1:33.311	93.87	0.879	13:14:05.656
4 - D1	29.293	41.686	22.465	1:33.444	93.74	1.012	13:15:39.100
5 - D1	29.563	41.295	22.485	1:33.343	93.84	0.911	13:17:12.443
6 - D1	29.490	41.799	22.496	1:33.785	93.40	1.353	13:18:46.228
7 - D1	29.776	42.607	22.466	1:34.849	92.35	2.417	13:20:21.077
8 - D1	30.748			1:35.250	91.96	2.818	13:21:56.327
9 - D1	30.864	42.848	22.432	1:36.144	91.11	3.712	13:23:32.471
10 - D1	30.325	42.001	22.594	1:34.920	92.28	2.488	13:25:07.391
11 - D1	30.252			1:34.922	92.28	2.490	13:26:42.313
12 - D1	29.731	41.644	22.417	1:33.792	93.39	1.360	13:28:16.105
13 - D1	29.553	41.667	22.515	1:33.735	93.45	1.303	13:29:49.840
14 - D1	29.496	41.822	22.488	1:33.806	93.38	1.374	13:31:23.646
15 - D1	29.622	42.743	22.478	1:34.843	92.36	2.411	13:32:58.489
16 - D1	29.592	41.918	IN PIT	3:33.852	P 40.96	2:01.420	13:36:32.341
17 - D2	OUTLAP	41.436	22.284	1:35.349	91.87	2.917	13:38:07.690
18 - D2	29.256	41.004	22.190	1:32.450	(2) 94.75	0.018	13:39:40.140
19 - D2	29.276	41.102	22.426	1:32.804	94.39	0.372	13:41:12.944
20 - D2	29.209	41.137	22.748	1:33.094	94.09	0.662	13:42:46.038
21 - D2	29.289	41.135	22.147	1:32.571	(3) 94.62	0.139	13:44:18.609
22 - D2	29.401	41.103	22.273	1:32.777	94.41	0.345	13:45:51.386
23 - D2	29.343			1:33.021	94.17	0.589	13:47:24.407
24 - D2	29.323	41.122	22.252	1:32.697	94.49	0.265	13:48:57.104
25 - D2	29.398	41.144	22.243	1:32.785	94.41	0.353	13:50:29.889
26 - D2	29.200	40.982	22.250	1:32.432	(1) 94.77		13:52:02.321
27 - D2	29.384	40.852	23.815	1:34.051	93.13	1.619	13:53:36.372
28 - D2	29.467			1:32.842	94.35	0.410	13:55:09.214
29 - D2	29.342	41.109	22.341	1:32.792	94.40	0.360	13:56:42.006
30 - D2	29.294	41.638	22.689	1:33.621	93.56	1.189	13:58:15.627
31 - D2	29.456	41.172	22.350	1:32.978	94.21	0.546	13:59:48.605
32 - D2	29.399			1:32.648	94.54	0.216	14:01:21.253

GT Cup Championship

RACE 10 - SECTOR ANALYSIS

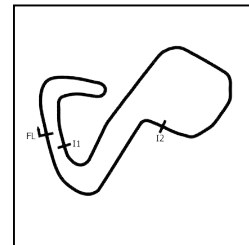


SECTOR 1 = FL to I1, SECTOR 2 = I1 to I2, SECTOR 3 = I2 to FL, DIFF = Difference To Personal Best Lap, P = Crossed Finish Line in Pit Lane, D = Time Disallowed

P12 75 GTC		Team Parker Racing		Porsche 911 GT3 Cup			
IDEAL LAP TIME : 1:34.706		BEST LAP TIME : 1:33.728		DIFFERENCE : -0.978			
D1: Keith BUSH							
LAP	SECTOR 1	SECTOR 2	SECTOR 3	LAP TIME	MPH	DIFF	TIME OF DAY
1 - D1				1:54.351	76.60	20.623	13:10:57.015
2 - D1	32.230	42.590	22.586	1:37.406	89.93	3.678	13:12:34.421
3 - D1	30.149			1:34.642	92.55	0.914	13:14:09.063
4 - D1	29.992			1:34.904	92.30	1.176	13:15:43.967
5 - D1	30.145			1:34.319	92.87	0.591	13:17:18.286
6 - D1	29.879			1:34.389	92.80	0.661	13:18:52.675
7 - D1	29.899			1:34.318	92.87	0.590	13:20:26.993
8 - D1	30.416			1:34.778	92.42	1.050	13:22:01.771
9 - D1	29.996			1:34.432	92.76	0.704	13:23:36.203
10 - D1	29.959			1:34.297	92.89	0.569	13:25:10.500
11 - D1	31.260			1:35.934	91.31	2.206	13:26:46.434
12 - D1	29.918			1:35.391	91.83	1.663	13:28:21.825
13 - D1	30.131			1:34.355	92.83	0.627	13:29:56.180
14 - D1	30.402			1:35.493	91.73	1.765	13:31:31.673
15 - D1	30.243			1:35.254	91.96	1.526	13:33:06.927
16 - D1	30.448			1:36.478	90.79	2.750	13:34:43.405
17 - D1	30.557			1:34.443	92.75	0.715	13:36:17.848
18 - D1	30.032			1:34.050	93.14	0.322	13:37:51.898
19 - D1	30.074			1:33.728 (1)	93.46		13:39:25.626
20 - D1	29.530		IN PIT	2:58.183 P	49.16	1:24.455	13:42:23.809
21 - D1	OUTLAP			1:37.203	90.11	3.475	13:44:01.012
22 - D1	30.013			1:33.989 (3)	93.20	0.261	13:45:35.001
23 - D1	1:25.438			2:31.056	57.99	57.328	13:48:06.057
24 - D1	30.600			1:34.665	92.53	0.937	13:49:40.722
25 - D1	29.775			1:33.919 (2)	93.27	0.191	13:51:14.641
26 - D1	30.088			1:34.372	92.82	0.644	13:52:49.013
27 - D1	30.315			1:34.452	92.74	0.724	13:54:23.465
28 - D1	29.948			1:34.375	92.81	0.647	13:55:57.840
29 - D1	32.236			1:36.716	90.57	2.988	13:57:34.556
30 - D1	30.213			1:34.223	92.96	0.495	13:59:08.779
31 - D1	30.235			1:37.192	90.12	3.464	14:00:45.971

GT Cup Championship

RACE 10 - SECTOR ANALYSIS

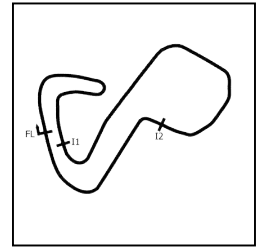


SECTOR 1 = FL to I1, SECTOR 2 = I1 to I2, SECTOR 3 = I2 to FL, DIFF = Difference To Personal Best Lap, P = Crossed Finish Line in Pit Lane, D = Time Disallowed

P13 370 GTA		Jolt Racing		McLaren 570S GT4			
IDEAL LAP TIME :		BEST LAP TIME : 1:34.871		DIFFERENCE :			
D1: Rupert WILLIAMS		D2: John INGRAM (PS)					
LAP	SECTOR 1	SECTOR 2	SECTOR 3	LAP TIME	MPH	DIFF	TIME OF DAY
1 - D1				2:06.975	68.98	32.104	13:11:09.639
2 - D1	35.700			1:50.780	79.07	15.909	13:13:00.419
3 - D1	33.307			1:46.714	82.08	11.843	13:14:47.133
4 - D1	33.475			1:49.721	79.83	14.850	13:16:36.854
5 - D1	36.681			1:53.019	77.50	18.148	13:18:29.873
6 - D1	34.318			1:50.488	79.28	15.617	13:20:20.361
7 - D1	35.379			1:50.020	79.62	15.149	13:22:10.381
8 - D1	34.484			1:50.346	79.38	15.475	13:24:00.727
9 - D1	34.617			1:48.860	80.46	13.989	13:25:49.587
10 - D1	33.412			1:48.794	80.51	13.923	13:27:38.381
11 - D1	34.007			1:48.857	80.47	13.986	13:29:27.238
12 - D1	34.551			1:49.074	80.31	14.203	13:31:16.312
13 - D1	34.400			1:50.870	79.01	15.999	13:33:07.182
14 - D1	34.120		IN PIT	4:06.889	P 35.48	2:32.018	13:37:14.071
15 - D1	OUTLAP			1:47.863	81.21	12.992	13:39:01.934
16 - D1	31.301			1:38.609	88.83	3.738	13:40:40.543
17 - D1	30.393			1:36.995	90.31	2.124	13:42:17.538
18 - D1	30.610			1:36.920	90.38	2.049	13:43:54.458
19 - D1	30.274			1:35.692	91.54	0.821	13:45:30.150
20 - D1	29.983			1:35.148 (3)	92.06	0.277	13:47:05.298
21 - D1	29.983			1:34.879 (2)	92.32	0.008	13:48:40.177
22 - D1	29.914			1:34.871 (1)	92.33		13:50:15.048
23 - D1	30.031			1:36.166	91.09	1.295	13:51:51.214
24 - D1	30.329			1:35.815	91.42	0.944	13:53:27.029
25 - D1	29.944			1:35.970	91.27	1.099	13:55:02.999
26 - D1	31.257			1:37.192	90.12	2.321	13:56:40.191
27 - D1	30.285			1:36.834	90.46	1.963	13:58:17.025
28 - D1	30.273			1:35.947	91.29	1.076	13:59:52.972
29 - D1	30.278			1:35.825	91.41	0.954	14:01:28.797

GT Cup Championship

RACE 10 - SECTOR ANALYSIS



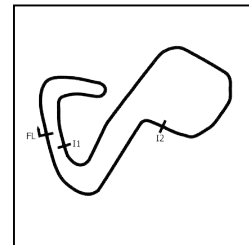
SECTOR 1 = FL to I1, SECTOR 2 = I1 to I2, SECTOR 3 = I2 to FL, DIFF = Difference To Personal Best Lap, P = Crossed Finish Line in Pit Lane, D = Time Disallowed

P14 86 GTH SVG Motorsport				Ginetta G56 GT4			
IDEAL LAP TIME : 1:34.672		BEST LAP TIME : 1:34.014		DIFFERENCE : -0.658			
D1: James TOWNSEND		D2: Leona THEOBALD					
LAP	SECTOR 1	SECTOR 2	SECTOR 3	LAP TIME	MPH	DIFF	TIME OF DAY
1 - D1				1:45.997	82.64	11.983	13:10:48.661
2 - D1	29.772	42.611	22.754	1:35.137	92.07	1.123	13:12:23.798
3 - D1	29.986			1:35.215	92.00	1.201	13:13:59.013
4 - D1	29.851			1:34.950	92.25	0.936	13:15:33.963
5 - D1	29.814			1:35.770	91.46	1.756	13:17:09.733
6 - D1	29.776	42.737	22.727	1:35.240	91.97	1.226	13:18:44.973
7 - D1	30.026			1:35.589	91.64	1.575	13:20:20.562
8 - D1	29.999			1:35.228	91.98	1.214	13:21:55.790
9 - D1	29.976	43.744	22.714	1:36.434	90.83	2.420	13:23:32.224
10 - D1	30.184			1:34.848	92.35	0.834	13:25:07.072
11 - D1	30.680			1:36.391	90.87	2.377	13:26:43.463
12 - D1	30.113			1:34.712	92.48	0.698	13:28:18.175
13 - D1	30.926			1:35.987	91.26	1.973	13:29:54.162
14 - D1	30.317			1:36.023	91.22	2.009	13:31:30.185
15 - D1	30.555			1:36.492	90.78	2.478	13:33:06.677
16 - D1	30.074		IN PIT	3:07.145	P 46.80	1:33.131	13:36:13.822
17 - D1	OUTLAP			1:39.877	87.70	5.863	13:37:53.699
18 - D1	30.192			1:35.212	92.00	1.198	13:39:28.911
19 - D1	29.630			1:35.420	91.80	1.406	13:41:04.331
20 - D1	29.830			1:34.014 (1)	93.17		13:42:38.345
21 - D1	29.597			1:34.816	92.38	0.802	13:44:13.161
22 - D1	29.625			1:35.145	92.06	1.131	13:45:48.306
23 - D1	30.038			1:36.515	90.76	2.501	13:47:24.821
24 - D1	30.987			1:36.904	90.39	2.890	13:49:01.725
25 - D1	30.150		IN PIT	3:20.133	P 43.77	1:46.119	13:52:21.858
26 - D1	OUTLAP			1:37.424	89.91	3.410	13:53:59.282
27 - D1	29.347			1:34.962	92.24	0.948	13:55:34.244
28 - D1	30.100			1:34.540	92.65	0.526	13:57:08.784
29 - D1	29.744			1:34.118 (2)	93.07	0.104	13:58:42.902
30 - D1	29.727			1:34.148 (3)	93.04	0.134	14:00:17.050

P15 11 GTH Paddock Motorsport				McLaren Artura GT4			
IDEAL LAP TIME :		BEST LAP TIME : 1:33.827		DIFFERENCE :			
D1: Michael ORANT		D2: Jake POOLE					
LAP	SECTOR 1	SECTOR 2	SECTOR 3	LAP TIME	MPH	DIFF	TIME OF DAY
1 - D1			IN PIT	6:58.125	P 20.95	5:24.298	13:16:00.789
2 - D1	OUTLAP			1:41.865	85.99	8.038	13:17:42.654
3 - D1	30.285			1:36.463	90.81	2.636	13:19:19.117
4 - D1	30.228			1:36.194	91.06	2.367	13:20:55.311
5 - D1	29.734			1:35.724	91.51	1.897	13:22:31.035
6 - D1	30.196			1:36.348	90.91	2.521	13:24:07.383
7 - D1	29.455			1:34.834	92.37	1.007	13:25:42.217
8 - D1	29.657			1:34.991	92.21	1.164	13:27:17.208
9 - D1	29.619			1:34.487 (3)	92.70	0.660	13:28:51.695
10 - D1	29.850			1:34.397 (2)	92.79	0.570	13:30:26.092
11 - D1	29.465			1:33.827 (1)	93.36		13:31:59.919
12 - D1	29.384		IN PIT	2:53.107	P 50.60	1:19.280	13:34:53.026
13 - D1	OUTLAP			1:42.063	85.82	8.236	13:36:35.089
14 - D1	29.719			1:34.492	92.70	0.665	13:38:09.581
15 - D1	30.353			1:36.669	90.61	2.842	13:39:46.250

GT Cup Championship

RACE 10 - SECTOR ANALYSIS



SECTOR 1 = FL to I1, SECTOR 2 = I1 to I2, SECTOR 3 = I2 to FL, DIFF = Difference To Personal Best Lap, P = Crossed Finish Line in Pit Lane, D = Time Disallowed

P16 3 GTC Topcats Racing				Lamborghini Super Trofeo			
IDEAL LAP TIME : 1:29.354		BEST LAP TIME : 1:29.565		DIFFERENCE : 0.211			
D1: Warren GILBERT							
LAP	SECTOR 1	SECTOR 2	SECTOR 3	LAP TIME	MPH	DIFF	TIME OF DAY

1 - D1		41.905	21.689	1:40.548	87.12	10.983	13:10:43.212
2 - D1	29.229	41.573	21.285	1:32.087	95.12	2.522	13:12:15.299
3 - D1	28.461	41.624	21.316	1:31.401	95.83	1.836	13:13:46.700
4 - D1	28.523	39.861	21.280	1:29.664 (2)	97.69	0.099	13:15:16.364
5 - D1	28.929	40.466	21.159	1:30.554 (3)	96.73	0.989	13:16:46.918
6 - D1	28.497	40.036	21.032	1:29.565 (1)	97.80		13:18:16.483

P17 72 GTC		Woodrow Motorsport		BMW M3 GTR			
IDEAL LAP TIME :		BEST LAP TIME : 1:33.636		DIFFERENCE :			
D1: Chris MURPHY							
LAP	SECTOR 1	SECTOR 2	SECTOR 3	LAP TIME	MPH	DIFF	TIME OF DAY

1 - D1				1:39.162	88.33	5.526	13:10:41.826
2 - D1	29.753			1:36.010	91.23	2.374	13:12:17.836
3 - D1	29.781			1:34.073 (2)	93.11	0.437	13:13:51.909
4 - D1	29.622			1:34.197 (3)	92.99	0.561	13:15:26.106
5 - D1	29.451			1:33.636 (1)	93.55		13:16:59.742

GT Cup Championship

RACE 10 - BEST SECTORS

SECTOR 1				SECTOR 2				SECTOR 3				IDEAL / BEST COMPARISON			
POS	NO	NAME	TIME	NO	NAME	TIME	NO	NAME	TIME	POS	NO	NAME	IDEAL	BEST	DIFF
												PERFECT LAP		1:25.144	
1	1	Kendall Developments	26.635	33	G-Cat Racing	38.088	33	G-Cat Racing	20.421	1	33	G-Cat Racing	1:25.340	1:25.525	0.185
2	33	G-Cat Racing	26.831	2	Topcats Racing	39.418	3	Topcats Racing	21.032	2	2	Topcats Racing	1:28.384	1:27.921	-0.463
3	6	Team Abba Racing	26.951	3	Topcats Racing	39.861	2	Topcats Racing	21.092	3	3	Topcats Racing	1:29.354	1:29.565	0.211
4	2	Topcats Racing	27.874	12	Team Parker Racing	40.362	12	Team Parker Racing	21.599	4	12	Team Parker Racing	1:30.669	1:30.931	0.262
5	3	Topcats Racing	28.461	31	Team Parker Racing	40.852	9	Forsetti Motorsport	22.080	5	9	Forsetti Motorsport	1:32.051	1:32.224	0.173
6	12	Team Parker Racing	28.708	9	Forsetti Motorsport	40.856	96	Morpheus Motorsport	22.080	6	31	Team Parker Racing	1:32.199	1:32.432	0.233
7	25	Driven Performance Engineers	28.915	96	Morpheus Motorsport	41.144	31	Team Parker Racing	22.147	7	96	Morpheus Motorsport	1:32.295	1:32.432	0.137
8	96	Morpheus Motorsport	29.071	69	Morpheus Motorsport	41.357	69	Morpheus Motorsport	22.286	8	69	Morpheus Motorsport	1:32.771	1:32.738	-0.033
9	9	Forsetti Motorsport	29.115	10	Forsetti Motorsport	41.722	75	Team Parker Racing	22.586	9	10	Forsetti Motorsport	1:33.864	1:33.160	-0.704
10	69	Morpheus Motorsport	29.128	75	Team Parker Racing	42.590	86	SVG Motorsport	22.714	10	86	SVG Motorsport	1:34.672	1:34.014	-0.658
11	31	Team Parker Racing	29.200	86	SVG Motorsport	42.611	10	Forsetti Motorsport	22.823	11	75	Team Parker Racing	1:34.706	1:33.728	-0.978
12	10	Forsetti Motorsport	29.319	11	Paddock Motorsport	54.657				12	11	Paddock Motorsport		1:33.827	
13	86	SVG Motorsport	29.347							13	6	Team Abba Racing		1:25.961	
14	11	Paddock Motorsport	29.384							14	72	Woodrow Motorsport		1:33.636	
15	72	Woodrow Motorsport	29.407							15	1	Kendall Developments		1:24.245	
16	75	Team Parker Racing	29.530							16	370	Jolt Racing		1:34.871	
17	370	Jolt Racing	29.914							17	25	Driven Performance Engineers		1:32.380	

GT Cup Championship

RACE 10 - PIT STOP ANALYSIS

P111 Kendall Developments				
STOP	IN TIME	STOP TIME	TOTAL TIME	OUT TIME
1 -	13:38:15.497	2:02.724	2:02.724	13:40:18.221

P26 Team Abba Racing				
STOP	IN TIME	STOP TIME	TOTAL TIME	OUT TIME
1 -	13:38:32.685	1:40.548	1:40.548	13:40:13.233

P333 G-Cat Racing				
STOP	IN TIME	STOP TIME	TOTAL TIME	OUT TIME
1 -	13:38:51.151	1:41.863	1:41.863	13:40:33.014

P42 Topcats Racing				
STOP	IN TIME	STOP TIME	TOTAL TIME	OUT TIME
1 -	13:38:21.697	2:02.520	2:02.520	13:40:24.217

P512 Team Parker Racing				
STOP	IN TIME	STOP TIME	TOTAL TIME	OUT TIME
1 -	13:38:13.852	1:36.602	1:36.602	13:39:50.454

P69 Forsetti Motorsport				
STOP	IN TIME	STOP TIME	TOTAL TIME	OUT TIME
1 -	13:34:02.112	1:50.964	1:50.964	13:35:53.076

P725 Driven Performance Engineers				
STOP	IN TIME	STOP TIME	TOTAL TIME	OUT TIME
1 -	13:40:21.058	1:46.535	1:46.535	13:42:07.593

P810 Forsetti Motorsport				
STOP	IN TIME	STOP TIME	TOTAL TIME	OUT TIME
1 -	13:34:15.977	1:40.759	1:40.759	13:35:56.736

P996 Morpheus Motorsport				
STOP	IN TIME	STOP TIME	TOTAL TIME	OUT TIME
1 -	13:34:41.637	1:45.022	1:45.022	13:36:26.659

P1069 Morpheus Motorsport				
STOP	IN TIME	STOP TIME	TOTAL TIME	OUT TIME
1 -	13:34:40.837	1:38.080	1:38.080	13:36:18.917

P1131 Team Parker Racing				
STOP	IN TIME	STOP TIME	TOTAL TIME	OUT TIME
1 -	13:34:30.813	2:01.528	2:01.528	13:36:32.341

P1275 Team Parker Racing				
STOP	IN TIME	STOP TIME	TOTAL TIME	OUT TIME
1 -	13:41:00.325	1:23.484	1:23.484	13:42:23.809

P13370 Jolt Racing				
STOP	IN TIME	STOP TIME	TOTAL TIME	OUT TIME
1 -	13:34:55.533	2:18.538	2:18.538	13:37:14.071

P1486 SVG Motorsport				
STOP	IN TIME	STOP TIME	TOTAL TIME	OUT TIME
1 -	13:34:42.831	1:30.991	1:30.991	13:36:13.822
2 -	13:50:37.259	1:44.599	3:15.590	13:52:21.858

P1511 Paddock Motorsport				
STOP	IN TIME	STOP TIME	TOTAL TIME	OUT TIME
1 -	13:11:12.930	4:47.859	4:47.859	13:16:00.789
2 -	13:33:32.820	1:20.206	6:08.065	13:34:53.026
3 -	13:41:38.418			

P163 Topcats Racing				
STOP	IN TIME	STOP TIME	TOTAL TIME	OUT TIME
1 -	13:19:47.487			

P1772 Woodrow Motorsport				
STOP	IN TIME	STOP TIME	TOTAL TIME	OUT TIME
1 -	13:18:43.635			

GT Cup Championship

RACE 10 - STATISTICS

Competitors Started	17
Planned Start	2024-05-19 @ 13:15:00.000
Actual Start	2024-05-19 @ 13:09:02.663
Finish Time	2024-05-19 @ 14:00:23.179
Track Length	2.4332mi.
Total Laps	476
Total Distance Covered	1158.2458mi.

Session Fastest Lap History

NO	CL	NAME	LAP TIME	TIME OF DAY	LAP	VEHICLE
6	GTO	Team Abba Racing	1:31.513	13:10:34.194	1	Mercedes AMG GT3
1	GTO	Kendall Developments	1:27.933	13:12:02.651	2	Brabham BT62
6	GTO	Team Abba Racing	1:27.908	13:16:37.451	5	Mercedes AMG GT3
1	GTO	Kendall Developments	1:27.758	13:17:55.260	6	Brabham BT62
1	GTO	Kendall Developments	1:27.304	13:19:22.565	7	Brabham BT62
6	GTO	Team Abba Racing	1:27.120	13:19:32.568	7	Mercedes AMG GT3
1	GTO	Kendall Developments	1:27.008	13:20:49.572	8	Brabham BT62
1	GTO	Kendall Developments	1:26.946	13:25:10.668	11	Brabham BT62
6	GTO	Team Abba Racing	1:26.885	13:32:43.295	16	Mercedes AMG GT3
1	GTO	Kendall Developments	1:26.830	13:35:22.479	18	Brabham BT62
1	GTO	Kendall Developments	1:26.359	13:36:48.838	19	Brabham BT62
6	GTO	Team Abba Racing	1:26.341	13:37:05.311	19	Mercedes AMG GT3
6	GTO	Team Abba Racing	1:26.148	13:43:07.462	22	Mercedes AMG GT3
1	GTO	Kendall Developments	1:24.315	13:43:10.606	22	Brabham BT62
1	GTO	Kendall Developments	1:24.245	13:53:08.465	29	Brabham BT62

Session Leader History

NO	CL	NAME	FROM LAP	LAPS LED	DISTANCE	VEHICLE
6	GTO	Team Abba Racing	1	1	2.43 miles	Mercedes AMG GT3
1	GTO	Kendall Developments	2	18	43.79 miles	Brabham BT62
6	GTO	Team Abba Racing	20	6	14.59 miles	Mercedes AMG GT3
1	GTO	Kendall Developments	26	9	21.89 miles	Brabham BT62

Flag History

TYPE	TIME OF DAY
GREEN	13:09:02.663
FINISH	14:00:23.179

Flag Statistics

TYPE	COUNT	TOTAL LAPS	TOTAL TIME
Green	1	34	53:35.332
Red	0	0	0.000
Safety Car	0	0	0.000
FCY	0	0	0.000

GT Cup Championship

RACE 10 - STATISTICS

CLASS : GTO2 Starters

Fastest Lap History

NO	NAME	LAP TIME	TIME OF DAY	LAP	VEHICLE
6	Team Abba Racing	1:31.513	13:10:34.194	1	Mercedes AMG GT3
1	Kendall Developments	1:27.933	13:12:02.651	2	Brabham BT62
6	Team Abba Racing	1:27.908	13:16:37.451	5	Mercedes AMG GT3
1	Kendall Developments	1:27.758	13:17:55.260	6	Brabham BT62
1	Kendall Developments	1:27.304	13:19:22.565	7	Brabham BT62
6	Team Abba Racing	1:27.120	13:19:32.568	7	Mercedes AMG GT3
1	Kendall Developments	1:27.008	13:20:49.572	8	Brabham BT62
1	Kendall Developments	1:26.946	13:25:10.668	11	Brabham BT62
6	Team Abba Racing	1:26.885	13:32:43.295	16	Mercedes AMG GT3
1	Kendall Developments	1:26.830	13:35:22.479	18	Brabham BT62
1	Kendall Developments	1:26.359	13:36:48.838	19	Brabham BT62
6	Team Abba Racing	1:26.341	13:37:05.311	19	Mercedes AMG GT3
6	Team Abba Racing	1:26.148	13:43:07.462	22	Mercedes AMG GT3
1	Kendall Developments	1:24.315	13:43:10.606	22	Brabham BT62
1	Kendall Developments	1:24.245	13:53:08.465	29	Brabham BT62

Leader History

NO	NAME	FROM LAP	LAPS LED	DISTANCE	VEHICLE
6	Team Abba Racing	1	1	2.43 miles	Mercedes AMG GT3
1	Kendall Developments	2	18	43.79 miles	Brabham BT62
6	Team Abba Racing	20	6	14.59 miles	Mercedes AMG GT3
1	Kendall Developments	26	9	21.89 miles	Brabham BT62

GT Cup Championship

RACE 10 - STATISTICS

CLASS : GT3

1 Starters

Fastest Lap History

NO	NAME	LAP TIME	TIME OF DAY	LAP	VEHICLE
33	G-Cat Racing	1:34.647	13:10:37.335	1	Porsche 911 GTR GT3
33	G-Cat Racing	1:31.204	13:12:08.543	2	Porsche 911 GTR GT3
33	G-Cat Racing	1:30.230	13:13:38.772	3	Porsche 911 GTR GT3
33	G-Cat Racing	1:29.692	13:16:39.313	5	Porsche 911 GTR GT3
33	G-Cat Racing	1:29.033	13:19:38.347	7	Porsche 911 GTR GT3
33	G-Cat Racing	1:28.869	13:21:07.216	8	Porsche 911 GTR GT3
33	G-Cat Racing	1:28.661	13:22:35.877	9	Porsche 911 GTR GT3
33	G-Cat Racing	1:28.156	13:27:01.965	12	Porsche 911 GTR GT3
33	G-Cat Racing	1:28.144	13:29:58.822	14	Porsche 911 GTR GT3
33	G-Cat Racing	1:27.806	13:34:26.032	17	Porsche 911 GTR GT3
33	G-Cat Racing	1:27.642	13:35:53.673	18	Porsche 911 GTR GT3
33	G-Cat Racing	1:26.510	13:43:30.790	22	Porsche 911 GTR GT3
33	G-Cat Racing	1:26.361	13:44:57.152	23	Porsche 911 GTR GT3
33	G-Cat Racing	1:26.249	13:46:23.400	24	Porsche 911 GTR GT3
33	G-Cat Racing	1:25.887	13:49:17.080	26	Porsche 911 GTR GT3
33	G-Cat Racing	1:25.567	13:50:42.646	27	Porsche 911 GTR GT3
33	G-Cat Racing	1:25.525	13:52:08.175	28	Porsche 911 GTR GT3

Leader History

NO	NAME	FROM LAP	LAPS LED	DISTANCE	VEHICLE
33	G-Cat Racing	1	20	48.66 miles	Porsche 911 GTR GT3
33	G-Cat Racing	21	14	34.06 miles	Porsche 911 GTR GT3

GT Cup Championship

RACE 10 - STATISTICS

CLASS : GTC

6 Starters

Fastest Lap History

NO	NAME	LAP TIME	TIME OF DAY	LAP	VEHICLE
12	Team Parker Racing	1:35.823	13:10:38.508	1	Porsche 911 GT3 Cup
12	Team Parker Racing	1:31.312	13:12:09.821	2	Porsche 911 GT3 Cup
12	Team Parker Racing	1:31.024	13:13:40.845	3	Porsche 911 GT3 Cup
2	Topcats Racing	1:30.942	13:13:41.371	3	Lamborghini Super Trofeo
12	Team Parker Racing	1:30.931	13:15:11.775	4	Porsche 911 GT3 Cup
2	Topcats Racing	1:30.753	13:15:12.124	4	Lamborghini Super Trofeo
3	Topcats Racing	1:29.664	13:15:16.382	4	Lamborghini Super Trofeo
3	Topcats Racing	1:29.565	13:18:16.501	6	Lamborghini Super Trofeo
2	Topcats Racing	1:29.556	13:32:24.237	15	Lamborghini Super Trofeo
2	Topcats Racing	1:29.083	13:33:53.320	16	Lamborghini Super Trofeo
2	Topcats Racing	1:28.717	13:43:25.277	21	Lamborghini Super Trofeo
2	Topcats Racing	1:28.258	13:44:53.534	22	Lamborghini Super Trofeo
2	Topcats Racing	1:27.921	13:50:48.024	26	Lamborghini Super Trofeo

Leader History

NO	NAME	FROM LAP	LAPS LED	DISTANCE	VEHICLE
12	Team Parker Racing	1	6	14.59 miles	Porsche 911 GT3 Cup
2	Topcats Racing	7	5	12.16 miles	Lamborghini Super Trofeo
12	Team Parker Racing	12	7	17.03 miles	Porsche 911 GT3 Cup
25	Driven Performance Engineers	19	1	2.43 miles	Ginetta G55
12	Team Parker Racing	20	8	19.46 miles	Porsche 911 GT3 Cup
2	Topcats Racing	28	6	14.59 miles	Lamborghini Super Trofeo

GT Cup Championship

RACE 10 - STATISTICS

CLASS : GTH7 Starters

Fastest Lap History

NO	NAME	LAP TIME	TIME OF DAY	LAP	VEHICLE
9	Forsetti Motorsport	1:37.891	13:10:40.567	1	Aston Martin Vantage GT4
9	Forsetti Motorsport	1:32.993	13:12:13.560	2	Aston Martin Vantage GT4
9	Forsetti Motorsport	1:32.756	13:15:21.280	4	Aston Martin Vantage GT4
9	Forsetti Motorsport	1:32.618	13:21:33.124	8	Aston Martin Vantage GT4
9	Forsetti Motorsport	1:32.453	13:23:05.576	9	Aston Martin Vantage GT4
9	Forsetti Motorsport	1:32.411	13:26:10.865	11	Aston Martin Vantage GT4
9	Forsetti Motorsport	1:32.292	13:43:39.904	21	Aston Martin Vantage GT4
9	Forsetti Motorsport	1:32.224	13:46:44.584	23	Aston Martin Vantage GT4

Leader History

NO	NAME	FROM LAP	LAPS LED	DISTANCE	VEHICLE
9	Forsetti Motorsport	1	32	77.86 miles	Aston Martin Vantage GT4

GT Cup Championship

RACE 10 - STATISTICS

CLASS : GTA

1 Starters

Fastest Lap History


NO	NAME	LAP TIME	TIME OF DAY	LAP	VEHICLE
370	Jolt Racing	2:06.975	13:11:09.657	1	McLaren 570S GT4
370	Jolt Racing	1:50.780	13:13:00.435	2	McLaren 570S GT4
370	Jolt Racing	1:46.714	13:14:47.148	3	McLaren 570S GT4
370	Jolt Racing	1:38.609	13:40:40.556	16	McLaren 570S GT4
370	Jolt Racing	1:36.995	13:42:17.594	17	McLaren 570S GT4
370	Jolt Racing	1:36.920	13:43:54.470	18	McLaren 570S GT4
370	Jolt Racing	1:35.692	13:45:30.166	19	McLaren 570S GT4
370	Jolt Racing	1:35.148	13:47:05.312	20	McLaren 570S GT4
370	Jolt Racing	1:34.879	13:48:40.190	21	McLaren 570S GT4
370	Jolt Racing	1:34.871	13:50:15.063	22	McLaren 570S GT4

Leader History

NO	NAME	FROM LAP	LAPS LED	DISTANCE	VEHICLE
370	Jolt Racing	1	29	70.56 miles	McLaren 570S GT4

GT Cup Championship

RACE 13 - GRID (25 minutes)

ROW 9	17	1:46.714 370 WILLIAMS / INGRAM (PS)	18	7 SHEPHERD
ROW 8	15	1:34.827 96 CURRIE / CLUTTON	16	1:34.874 69 WALTON / HART
ROW 7	13	1:33.827 11 ORANT / POOLE	14	1:34.712 86 TOWNSEND / THEOBALD
ROW 6	11	1:33.636 72 MURPHY	12	1:33.728 75 BUSH
ROW 5	9	1:33.311 31 DAWSON / MORRIS	10	1:33.319 10 SLOSS / O'MEARA-HUNT (PS)
ROW 4	7	1:32.411 9 HIGGINS / PORTER (PS)	8	1:32.678 25 HARRIS
ROW 3	5	1:29.565 3 GILBERT	6	1:30.931 12 RUDMAN
ROW 2	3	1:27.642 33 JENNINGS / CATON	4	1:29.083 2 GILBERT / RAWLINGS (PS)
ROW 1	1	1:26.341 6 LOGGIE / NEARY	2	1:26.359 1 BAILEY / BRABHAM (P)
Pole				
				

These results are provisional until the conclusion of any judicial and technical matters.

Brands Hatch GP: 2.4332 miles

Clerk Of Course: Simon Gnana-Pragasam

Stewards:

Timekeeper: Richard Lomax



GT Cup Championship

RACE 13 - CLASSIFICATION - AMENDED

Race Distance: 18 Laps / 43.79 miles

POS	NO	CL	PIC	TEAM / DRIVERS	CAR	LAPS	TIME	GAP	DIFF	MPH	BEST	ON	GRD	↑↓
1	6	GTO	1	Team Abba Racing Ian LOGGIE / Richard NEARY	Mercedes AMG GT3	18	26:08.349			100.53	1:25.727	13	1	0
2	1	GTO	2	Kendall Developments Paul BAILEY / David BRABHAM (P)	Brabham BT62	18	26:23.754	15.405	15.405	99.55	1:26.856	9	2	0
3	33	GT3	1	G-Cat Racing Shamus JENNINGS / Greg CATON	Porsche 911 GTR GT3	18	27:03.589	55.240	39.835	97.11	1:28.898	11	3	0
4	3	GTC	1	Topcats Racing Warren GILBERT	Lamborghini Super Trofeo	17	26:23.610	1 Lap	1 Lap	94.03	1:29.938	9	5	1
5	25	GTC	2	Driven Performance Engineers Ray HARRIS	Ginetta G55	17	26:28.913	1 Lap	5.303	93.72	1:32.367	12	8	3
6	9	GTH	1	Forsetti Motorsport Matthew HIGGINS / Mikey PORTER (PS)	Aston Martin Vantage GT4	17	26:29.824	1 Lap	0.911	93.66	1:32.261	7	7	1
7	12 *	GTC	3	Team Parker Racing Miles RUDMAN	Porsche 911 GT3 Cup	17	26:34.316	1 Lap	4.492	93.40	1:31.809	10	6	-1
8	31	GTH	2	Team Parker Racing Charles DAWSON / Seb MORRIS	Mercedes AMG GT4	17	26:36.722	1 Lap	2.406	93.26	1:32.689	11	9	1
9	2	GTC	4	Topcats Racing Charlotte GILBERT / Tom RAWLINGS (PS)	Lamborghini Super Trofeo	17	26:43.181	1 Lap	6.459	92.88	1:29.977	8	4	-5
10	86	GTH	3	SVG Motorsport James TOWNSEND / Leona THEOBALD	Ginetta G56 GT4	17	27:07.187	1 Lap	24.006	91.51	1:34.573	13	14	4
11	96	GTH	4	Morpheus Motorsport Jon CURRIE / Marcus CLUTTON	Mercedes AMG GT4	17	27:23.208	1 Lap	16.021	90.62	1:34.563	12	15	4
12	69 *	GTH	5	Morpheus Motorsport Stephen WALTON / Chris HART	Mercedes AMG GT4	17	27:30.675	1 Lap	7.467	90.21	1:34.104	12	16	4
13	75	GTC	5	Team Parker Racing Keith BUSH	Porsche 911 GT3 Cup	17	27:35.156	1 Lap	4.481	89.97	1:34.798	15	12	-1
14	370	GTA	1	Jolt Racing Rupert WILLIAMS / John INGRAM (PS)	McLaren 570S GT4	15	27:07.001	3 Laps	2 Laps	80.76	1:45.465	12	17	3

NOT CLASSIFIED

NC	11	GTH		Paddock Motorsport Michael ORANT / Jake POOLE	McLaren Artura GT4	0								
DQ	10 *	GTH		Forsetti Motorsport Jodie SLOSS / Rianna O'MEARA-HUNT (PS)	Aston Martin Vantage GT4									

NOT STARTED

NS	72	GTC		Woodrow Motorsport Chris MURPHY	BMW M3 GTR									
NS	7	GTO		National Motorsport Academy Jay SHEPHERD	Lotus Evora									

FASTEST LAP

6	GTO	Team Abba Racing Ian LOGGIE / Richard NEARY	Mercedes AMG GT3	13	1:25.727	102.18 mph	164.44 kph
33	GT3	G-Cat Racing Shamus JENNINGS / Greg CATON	Porsche 911 GTR GT3	11	1:28.898	98.53 mph	158.58 kph
3	GTC	Topcats Racing Warren GILBERT	Lamborghini Super Trofeo	9	1:29.938	97.39 mph	156.74 kph
9	GTH	Forsetti Motorsport Matthew HIGGINS / Mikey PORTER (PS)	Aston Martin Vantage GT4	7	1:32.261	94.94 mph	152.80 kph
370	GTA	Jolt Racing Rupert WILLIAMS / John INGRAM (PS)	McLaren 570S GT4	12	1:45.465	83.05 mph	133.67 kph

Comments:

- *Car 12 - 10 second penalty for false start.
- *Car 69 - 5 second penalty for exceeding track limits.
- *Car 10 - Disqualified from the results of the race. Q12.21.4 - Causing a collision

Weather / Track : Bright / Dry

These results are provisional until the conclusion of any judicial and technical matters.

Date: 19/05/2024 Start: 16:37 Finish: 17:03

Brands Hatch GP: 2.4332 miles

Clerk Of Course: Simon Gnana-Pragasam

Stewards:

Timekeeper: Richard Lomax



GT Cup Championship

RACE 13 - LAP CHART

LAP 1 @ 16:38:37.089			LAP 2 @ 16:40:05.050			LAP 3 @ 16:41:31.528			LAP 4 @ 16:42:57.763			LAP 5 @ 16:44:24.190		
NO	BEHIND	LAP TIME	NO	BEHIND	LAP TIME	NO	BEHIND	LAP TIME	NO	BEHIND	LAP TIME	NO	BEHIND	LAP TIME
6		1:30.465	6		1:27.961	6		1:26.478	6		1:26.235	6		1:26.427
1	2.960	1:33.425	1	3.523	1:28.524	1	5.813	1:28.768	1	7.956	1:28.378	370	1 Lap	1:46.786
33	6.555	1:37.020	33	9.001	1:30.407	33	11.698	1:29.175	33	15.425	1:29.962	1	9.388	1:27.859
2	7.669	1:38.134	2	11.291	1:31.583	2	15.832	1:31.019	2	20.535	1:30.938	33	19.044	1:30.046
12	7.823	1:38.288	3	12.202	1:32.201	3	16.027	1:30.303	3	21.409	1:31.617	2	24.969	1:30.861
3	7.962	1:38.427	12	15.285	1:35.423	12	21.242	1:32.435	12	27.171	1:32.164	3	25.491	1:30.509
25	9.127	1:39.592	25	15.778	1:34.612	25	22.803	1:33.503	25	29.714	1:33.146	12	33.051	1:32.307
31	9.595	1:40.060	31	16.683	1:35.049	31	23.835	1:33.630	31	31.007	1:33.407	25	36.689	1:33.402
9	9.868	1:40.333	9	16.861	1:34.954	9	24.011	1:33.628	9	31.207	1:33.431	9	39.429	1:34.649
10	13.510	1:43.975	86	21.959	1:36.120	86	30.525	1:35.044	86	39.513	1:35.223	31	40.022	1:35.442
86	13.800	1:44.265	10	22.095	1:36.546	69	33.127	1:37.319	69	42.763	1:35.871	86	48.385	1:35.299
69	14.399	1:44.864	69	22.286	1:35.848	96	33.399	1:37.397	96	43.033	1:35.869	69	51.806	1:35.470
96	14.808	1:45.273	96	22.480	1:35.633	75	38.915	1:37.376	75	49.818	1:37.138	96	52.022	1:35.416
75	18.293	1:48.758	75	28.017	1:37.685	370	1:06.153	1:47.395				75	1:01.241	1:37.850
370	25.527	1:55.992	370	45.236	1:47.670									

GT Cup Championship

RACE 13 - LAP CHART

LAP 6 @ 16:45:50.385			LAP 7 @ 16:47:16.285			LAP 8 @ 16:48:42.792			LAP 9 @ 16:50:08.835			LAP 10 @ 16:51:38.525		
NO	BEHIND	LAP TIME	NO	BEHIND	LAP TIME	NO	BEHIND	LAP TIME	NO	BEHIND	LAP TIME	NO	BEHIND	LAP TIME
6		1:26.195	6		1:25.900	6		1:26.507	6		1:26.043	6		1:29.690
1	11.205	1:28.012	1	12.972	1:27.667	1	14.102	1:27.637	75	1 Lap	1:37.562	370	2 Laps	1:49.296
33	23.035	1:30.186	33	27.225	1:30.090	33	30.384	1:29.666	1	14.915	1:26.856	1	12.713	1:27.488
370	1 Lap	1:49.103	2	34.314	1:30.758	2	37.784	1:29.977	33	33.486	1:29.145	75	1 Lap	1:37.201
2	29.456	1:30.682	3	34.911	1:31.012	3	38.360	1:29.956	2	41.816	1:30.075	33	33.663	1:29.867
3	29.799	1:30.503	12	47.116	1:33.681	12	53.440	1:32.831	3	42.255	1:29.938	3	1:00.188	1:47.623
12	39.335	1:32.479	370	1 Lap	1:50.272	25	57.418	1:33.013	12	59.411	1:32.014	12	1:01.530	1:31.809
25	43.926	1:33.432	25	50.912	1:32.886	9	58.380	1:32.615	25	1:04.014	1:32.639	25	1:06.996	1:32.672
9	45.911	1:32.677	9	52.272	1:32.261	31	1:01.341	1:33.343	9	1:05.084	1:32.747	9	1:08.032	1:32.638
31	47.001	1:33.174	31	54.505	1:33.404	370	1 Lap	1:48.528	31	1:08.264	1:32.966	31	1:11.867	1:33.293
86	57.928	1:35.738	86	1:06.859	1:34.831	86	1:15.296	1:34.944	86	1:24.115	1:34.862	86	1:29.484	1:35.059
69	1:00.829	1:35.218	69	1:10.678	1:35.749	69	1:19.165	1:34.994	96	1:29.081	1:35.326			
96	1:01.284	1:35.457	96	1:10.949	1:35.565	96	1:19.798	1:35.356	69	1:29.478	1:36.356			
75	1:11.525	1:36.479	75	1:21.789	1:36.164									

GT Cup Championship

RACE 13 - LAP CHART

LAP 11 @ 16:53:08.462			LAP 12 @ 16:54:34.409			LAP 13 @ 16:56:00.136			LAP 14 @ 16:57:27.253			LAP 15 @ 16:58:55.074		
NO	BEHIND	LAP TIME	NO	BEHIND	LAP TIME	NO	BEHIND	LAP TIME	NO	BEHIND	LAP TIME	NO	BEHIND	LAP TIME
6		1:29.937	6		1:25.947	6		1:25.727	6		1:27.117	6		1:27.821
96	1 Lap	1:34.911	86	1 Lap	1:35.011	1	13.974	1:27.582	31	1 Lap	1:33.845	25	1 Lap	1:32.863
2	1 Lap	2:22.329	2	1 Lap	1:31.199	2	1 Lap	1:32.321	1	14.179	1:27.322	9	1 Lap	1:32.929
69	1 Lap	1:35.376	1	12.119	1:28.326	86	1 Lap	1:35.242	2	1 Lap	1:31.351	31	1 Lap	1:32.714
1	9.740	1:26.964	96	1 Lap	1:35.304	96	1 Lap	1:34.563	86	1 Lap	1:34.573	1	13.488	1:27.130
75	1 Lap	1:36.781	69	1 Lap	1:35.354	69	1 Lap	1:34.104	96	1 Lap	1:34.730	2	1 Lap	1:30.356
370	2 Laps	1:50.692	75	1 Lap	1:36.522	33	40.571	1:30.019	69	1 Lap	1:34.770	86	1 Lap	1:34.667
33	32.624	1:28.898	33	36.279	1:29.602	75	1 Lap	1:37.445	33	43.037	1:29.583	96	1 Lap	1:35.199
3	1:01.123	1:30.872	370	2 Laps	1:48.351	370	2 Laps	1:46.172	75	1 Lap	1:35.406	69	1 Lap	1:34.843
12	1:05.310	1:33.717	3	1:09.296	1:34.120	3	1:16.400	1:32.831	3	1:21.695	1:32.412	33	44.513	1:29.297
25	1:09.448	1:32.389	12	1:11.976	1:32.613	12	1:18.678	1:32.429	12	1:24.546	1:32.985	75	1 Lap	1:35.414
9	1:10.804	1:32.709	25	1:15.868	1:32.367	25	1:22.647	1:32.506	370	2 Laps	1:45.465	3	1:25.262	1:31.388
31	1:14.619	1:32.689	9	1:17.351	1:32.494	9	1:24.316	1:32.692						
			31	1:21.808	1:33.136									

GT Cup Championship

RACE 13 - LAP CHART

LAP 16 @ 17:00:22.443	LAP 17 @ 17:01:48.700	LAP 18 @ 17:03:14.973
NOBEHINDLAP TIME	NOBEHINDLAP TIME	NOBEHINDLAP TIME
61:27.369	61:26.257	61:26.273
121 Lap1:33.274	31 Lap1:32.666	31 Lap1:37.232
251 Lap1:32.779	121 Lap1:32.293	115.4051:27.550
91 Lap1:33.133	251 Lap1:32.964	121 Lap1:33.574
113.4221:27.303	114.1281:26.963	251 Lap1:34.148
311 Lap1:34.411	91 Lap1:32.886	91 Lap1:33.048
3703 Laps1:47.822	311 Lap1:33.132	311 Lap1:33.027
21 Lap1:30.465	21 Lap1:31.150	21 Lap1:29.983
861 Lap1:34.964	3703 Laps1:47.309	3355.2401:30.293
961 Lap1:35.461	861 Lap1:35.019	3703 Laps1:46.148
691 Lap1:35.550	3351.2201:31.395	861 Lap1:36.326
3346.0821:28.938	961 Lap1:36.832	961 Lap1:44.916
751 Lap1:34.798	691 Lap1:36.819	691 Lap1:47.170
	751 Lap1:36.986	751 Lap1:35.591

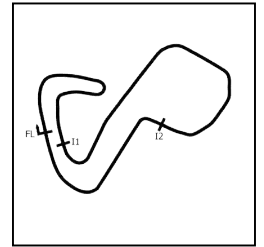
GT Cup Championship

RACE 13 - POSITION CHART

		Lap																		
No	Name	Pos	1	2	3	4	5	6	7	8	9	10	11	12	13	14	15	16	17	18
6	Team Abba Racing	1	6	6	6	6	6	6	6	6	6	6	6	6	6	6	6	6	6	6
1	Kendall Developments	2	1	1	1	1	1	1	1	1	1	1	1	1	1	1	1	1	1	1
33	G-Cat Racing	3	33	33	33	33	33	33	33	33	33	33	33	33	33	33	33	33	33	33
2	Topcats Racing	4	2	2	2	2	2	2	2	2	2	3	3	3	3	3	3	3	3	3
3	Topcats Racing	5	12	3	3	3	3	3	3	3	3	12	12	12	12	12	12	12	12	12
12	Team Parker Racing	6	3	12	12	12	12	12	12	12	12	25	25	25	25	25	25	25	25	25
9	Forsetti Motorsport	7	25	25	25	25	25	25	25	25	25	9	9	9	9	9	9	9	9	9
25	Driven Performance Eng	8	31	31	31	31	9	9	9	9	9	31	31	31	31	31	31	31	31	31
31	Team Parker Racing	9	9	9	9	9	31	31	31	31	31	86	86	2	2	2	2	2	2	2
10	Forsetti Motorsport	10	10	86	86	86	86	86	86	86	86	96	2	86	86	86	86	86	86	86
72	Woodrow Motorsport	11	86	10	69	69	69	69	69	69	96	2	96	96	96	96	96	96	96	96
75	Team Parker Racing	12	69	69	96	96	96	96	96	96	69	69	69	69	69	69	69	69	69	69
11	Paddock Motorsport	13	96	96	75	75	75	75	75	75	75	75	75	75	75	75	75	75	75	75
86	SVG Motorsport	14	75	75	370	370	370	370	370	370	370	370	370	370	370	370	370			
96	Morpheus Motorsport	15	370 370																	
69	Morpheus Motorsport	16																		
370	Jolt Racing	17																		
7	National Motorsport Aca	18																		

GT Cup Championship

RACE 13 - SECTOR ANALYSIS



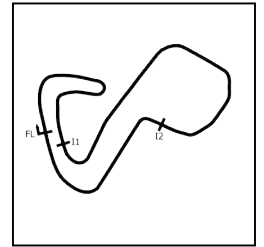
SECTOR 1 = FL to I1, SECTOR 2 = I1 to I2, SECTOR 3 = I2 to FL, DIFF = Difference To Personal Best Lap, P = Crossed Finish Line in Pit Lane, D = Time Disallowed

P1 6 GTO Team Abba Racing			Mercedes AMG GT3				
IDEAL LAP TIME :		BEST LAP TIME : 1:25.727		DIFFERENCE :			
D1: Ian LOGGIE		D2: Richard NEARY					
LAP	SECTOR 1	SECTOR 2	SECTOR 3	LAP TIME	MPH	DIFF	TIME OF DAY
1 - D2				1:30.465	96.83	4.738	16:38:37.089
2 - D2	27.296			1:27.961	99.58	2.234	16:40:05.050
3 - D2	27.299			1:26.478	101.29	0.751	16:41:31.528
4 - D2	27.319			1:26.235	101.58	0.508	16:42:57.763
5 - D2	27.458			1:26.427	101.35	0.700	16:44:24.190
6 - D2	27.459			1:26.195	101.62	0.468	16:45:50.385
7 - D2	27.162			1:25.900 (2)	101.97	0.173	16:47:16.285
8 - D2	27.265			1:26.507	101.26	0.780	16:48:42.792
9 - D2	27.223			1:26.043	101.80	0.316	16:50:08.835
10 - D2	27.474			1:29.690	97.66	3.963	16:51:38.525
11 - D2	30.569			1:29.937	97.39	4.210	16:53:08.462
12 - D2	27.652			1:25.947 (3)	101.92	0.220	16:54:34.409
13 - D2	27.228			1:25.727 (1)	102.18		16:56:00.136
14 - D2	27.221			1:27.117	100.55	1.390	16:57:27.253
15 - D2	27.509			1:27.821	99.74	2.094	16:58:55.074
16 - D2	27.521			1:27.369	100.26	1.642	17:00:22.443
17 - D2	27.251			1:26.257	101.55	0.530	17:01:48.700
18 - D2	27.340			1:26.273	101.53	0.546	17:03:14.973

P2 1 GTO Kendall Developments		Brabham BT62					
IDEAL LAP TIME :		BEST LAP TIME : 1:26.856		DIFFERENCE :			
D1: Paul BAILEY		D2: David BRABHAM (P)					
LAP	SECTOR 1	SECTOR 2	SECTOR 3	LAP TIME	MPH	DIFF	TIME OF DAY
1 - D1				1:33.425	93.76	6.569	16:38:40.049
2 - D1	27.904			1:28.524	98.95	1.668	16:40:08.573
3 - D1	28.065			1:28.768	98.68	1.912	16:41:37.341
4 - D1	28.175			1:28.378	99.11	1.522	16:43:05.719
5 - D1	27.848			1:27.859	99.70	1.003	16:44:33.578
6 - D1	27.931			1:28.012	99.53	1.156	16:46:01.590
7 - D1	28.035			1:27.667	99.92	0.811	16:47:29.257
8 - D1	27.905			1:27.637	99.95	0.781	16:48:56.894
9 - D1	27.648			1:26.856 (1)	100.85		16:50:23.750
10 - D1	27.794			1:27.488	100.12	0.632	16:51:51.238
11 - D1	27.538			1:26.964 (3)	100.72	0.108	16:53:18.202
12 - D1	27.759			1:28.326	99.17	1.470	16:54:46.528
13 - D1	27.628			1:27.582	100.01	0.726	16:56:14.110
14 - D1	27.627			1:27.322	100.31	0.466	16:57:41.432
15 - D1	27.454			1:27.130	100.53	0.274	16:59:08.562
16 - D1	27.740			1:27.303	100.33	0.447	17:00:35.865
17 - D1	27.579			1:26.963 (2)	100.73	0.107	17:02:02.828
18 - D1	27.964			1:27.550	100.05	0.694	17:03:30.378

GT Cup Championship

RACE 13 - SECTOR ANALYSIS



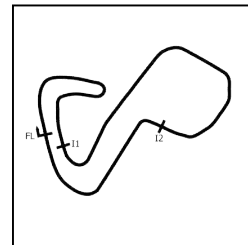
SECTOR 1 = FL to I1, SECTOR 2 = I1 to I2, SECTOR 3 = I2 to FL, DIFF = Difference To Personal Best Lap, P = Crossed Finish Line in Pit Lane, D = Time Disallowed

P3 33 GT3 G-Cat Racing				Porsche 911 GTR GT3			
IDEAL LAP TIME : 1:28.799		BEST LAP TIME : 1:28.898		DIFFERENCE : 0.099			
D1: Shamus JENNINGS		D2: Greg CATON					
LAP	SECTOR 1	SECTOR 2	SECTOR 3	LAP TIME	MPH	DIFF	TIME OF DAY
1 - D1		42.867	21.607	1:37.020	90.28	8.122	16:38:43.644
2 - D1	28.509	40.182	21.716	1:30.407	96.89	1.509	16:40:14.051
3 - D1	28.010	39.828	21.337	1:29.175	98.23	0.277	16:41:43.226
4 - D1	28.094	40.516	21.352	1:29.962	97.37	1.064	16:43:13.188
5 - D1	28.252	40.223	21.571	1:30.046	97.28	1.148	16:44:43.234
6 - D1	28.236	40.517	21.433	1:30.186	97.13	1.288	16:46:13.420
7 - D1	28.469	40.415	21.206	1:30.090	97.23	1.192	16:47:43.510
8 - D1	28.277	39.913	21.476	1:29.666	97.69	0.768	16:49:13.176
9 - D1	27.992	39.929	21.224	1:29.145 (3)	98.26	0.247	16:50:42.321
10 - D1	28.232	40.169	21.466	1:29.867	97.47	0.969	16:52:12.188
11 - D1	27.920	39.763	21.215	1:28.898 (1)	98.53		16:53:41.086
12 - D1	28.112	39.980	21.510	1:29.602	97.76	0.704	16:55:10.688
13 - D1	27.946	40.608	21.465	1:30.019	97.31	1.121	16:56:40.707
14 - D1	28.251	39.921	21.411	1:29.583	97.78	0.685	16:58:10.290
15 - D1	28.186	39.849	21.262	1:29.297	98.09	0.399	16:59:39.587
16 - D1	27.929	39.835	21.174	1:28.938 (2)	98.49	0.040	17:01:08.525
17 - D1	29.811	40.164	21.420	1:31.395	95.84	2.497	17:02:39.920
18 - D1	27.862			1:30.293	97.01	1.395	17:04:10.213

P4 3 GTC Topcats Racing				Lamborghini Super Trofeo			
IDEAL LAP TIME : 1:29.640		BEST LAP TIME : 1:29.938		DIFFERENCE : 0.298			
D1: Warren GILBERT							
LAP	SECTOR 1	SECTOR 2	SECTOR 3	LAP TIME	MPH	DIFF	TIME OF DAY
1 - D1				1:38.427	88.99	8.489	16:38:45.051
2 - D1	30.426	39.835	21.940	1:32.201	95.00	2.263	16:40:17.252
3 - D1	28.793	40.127	21.383	1:30.303 (3)	97.00	0.365	16:41:47.555
4 - D1	28.854	40.597	22.166	1:31.617	95.61	1.679	16:43:19.172
5 - D1	29.088	40.173	21.248	1:30.509	96.78	0.571	16:44:49.681
6 - D1	28.768			1:30.503	96.79	0.565	16:46:20.184
7 - D1	28.819			1:31.012	96.24	1.074	16:47:51.196
8 - D1	28.691			1:29.956 (2)	97.37	0.018	16:49:21.152
9 - D1	28.765			1:29.938 (1)	97.39		16:50:51.090
10 - D1	41.070			1:47.623	81.39	17.685	16:52:38.713
11 - D1	28.557			1:30.872	96.39	0.934	16:54:09.585
12 - D1	29.029	42.714	22.377	1:34.120	93.07	4.182	16:55:43.705
13 - D1	29.794			1:32.831	94.36	2.893	16:57:16.536
14 - D1	29.347			1:32.412	94.79	2.474	16:58:48.948
15 - D1	29.279			1:31.388	95.85	1.450	17:00:20.336
16 - D1	29.118			1:32.666	94.53	2.728	17:01:53.002
17 - D1	31.159			1:37.232	90.09	7.294	17:03:30.234

GT Cup Championship

RACE 13 - SECTOR ANALYSIS



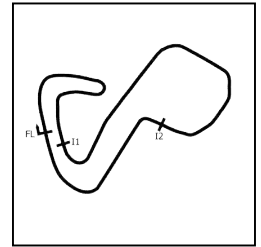
SECTOR 1 = FL to I1, SECTOR 2 = I1 to I2, SECTOR 3 = I2 to FL, DIFF = Difference To Personal Best Lap, P = Crossed Finish Line in Pit Lane, D = Time Disallowed

P5 25 GTC		Driven Performance Engineers		Ginetta G55			
IDEAL LAP TIME :		BEST LAP TIME : 1:32.367		DIFFERENCE :			
D1: Ray HARRIS							
LAP	SECTOR 1	SECTOR 2	SECTOR 3	LAP TIME	MPH	DIFF	TIME OF DAY
1 - D1				1:39.592	87.95	7.225	16:38:46.216
2 - D1	29.864			1:34.612	92.58	2.245	16:40:20.828
3 - D1	29.592			1:33.503	93.68	1.136	16:41:54.331
4 - D1	29.036			1:33.146	94.04	0.779	16:43:27.477
5 - D1	29.359			1:33.402	93.78	1.035	16:45:00.879
6 - D1	29.545			1:33.432	93.75	1.065	16:46:34.311
7 - D1	29.290			1:32.886	94.30	0.519	16:48:07.197
8 - D1	29.529			1:33.013	94.17	0.646	16:49:40.210
9 - D1	29.141			1:32.639	94.55	0.272	16:51:12.849
10 - D1	29.277			1:32.672	94.52	0.305	16:52:45.521
11 - D1	29.140			1:32.389 (2)	94.81	0.022	16:54:17.910
12 - D1	29.212			1:32.367 (1)	94.83		16:55:50.277
13 - D1	29.110			1:32.506 (3)	94.69	0.139	16:57:22.783
14 - D1	29.218			1:32.863	94.33	0.496	16:58:55.646
15 - D1	29.010			1:32.779	94.41	0.412	17:00:28.425
16 - D1	29.406			1:32.964	94.22	0.597	17:02:01.389
17 - D1	30.585			1:34.148	93.04	1.781	17:03:35.537

P6 9 GTH		Forsetti Motorsport		Aston Martin Vantage GT4			
IDEAL LAP TIME : 1:32.239		BEST LAP TIME : 1:32.261		DIFFERENCE : 0.022			
D1: Matthew HIGGINS		D2: Mikey PORTER (PS)					
LAP	SECTOR 1	SECTOR 2	SECTOR 3	LAP TIME	MPH	DIFF	TIME OF DAY
1 - D2		42.789	22.376	1:40.333	87.30	8.072	16:38:46.957
2 - D2	29.526			1:34.954	92.25	2.693	16:40:21.911
3 - D2	29.665	41.300	22.663	1:33.628	93.56	1.367	16:41:55.539
4 - D2	29.494	41.540	22.397	1:33.431	93.75	1.170	16:43:28.970
5 - D2	29.839			1:34.649	92.55	2.388	16:45:03.619
6 - D2	29.331	41.199	22.147	1:32.677	94.52	0.416	16:46:36.296
7 - D2	29.238	41.003	22.020	1:32.261 (1)	94.94		16:48:08.557
8 - D2	29.319	41.221	22.075	1:32.615 (3)	94.58	0.354	16:49:41.172
9 - D2	29.216	41.441	22.090	1:32.747	94.44	0.486	16:51:13.919
10 - D2	29.380	41.227	22.031	1:32.638	94.55	0.377	16:52:46.557
11 - D2	29.383	41.287	22.039	1:32.709	94.48	0.448	16:54:19.266
12 - D2	29.345	41.055	22.094	1:32.494 (2)	94.70	0.233	16:55:51.760
13 - D2	29.470			1:32.692	94.50	0.431	16:57:24.452
14 - D2	29.259	41.623	22.047	1:32.929	94.26	0.668	16:58:57.381
15 - D2	29.457	41.524	22.152	1:33.133	94.05	0.872	17:00:30.514
16 - D2	29.219	41.227	22.440	1:32.886	94.30	0.625	17:02:03.400
17 - D2	29.264	41.505	22.279	1:33.048	94.14	0.787	17:03:36.448

GT Cup Championship

RACE 13 - SECTOR ANALYSIS



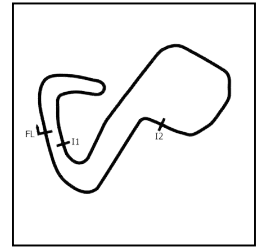
SECTOR 1 = FL to I1, SECTOR 2 = I1 to I2, SECTOR 3 = I2 to FL, DIFF = Difference To Personal Best Lap, P = Crossed Finish Line in Pit Lane, D = Time Disallowed

P7 12 GTC		Team Parker Racing		Porsche 911 GT3 Cup			
IDEAL LAP TIME : 1:31.716		BEST LAP TIME : 1:31.809		DIFFERENCE : 0.093			
D1: Miles RUDMAN							
LAP	SECTOR 1	SECTOR 2	SECTOR 3	LAP TIME	MPH	DIFF	TIME OF DAY
1 - D1		43.899	22.421	1:38.288	89.12	6.479	16:38:44.912
2 - D1	30.788			1:35.423	91.80	3.614	16:40:20.335
3 - D1	29.630	40.962	21.843	1:32.435	94.76	0.626	16:41:52.770
4 - D1	29.186	41.221	21.757	1:32.164 (3)	95.04	0.355	16:43:24.934
5 - D1	29.255	41.138	21.914	1:32.307	94.89	0.498	16:44:57.241
6 - D1	29.226	41.199	22.054	1:32.479	94.72	0.670	16:46:29.720
7 - D1	29.475	41.342	22.864	1:33.681	93.50	1.872	16:48:03.401
8 - D1	29.307	41.482	22.042	1:32.831	94.36	1.022	16:49:36.232
9 - D1	29.376	40.858	21.780	1:32.014 (2)	95.20	0.205	16:51:08.246
10 - D1	29.241	40.863	21.705	1:31.809 (1)	95.41		16:52:40.055
11 - D1	29.406	42.415	21.896	1:33.717	93.47	1.908	16:54:13.772
12 - D1	29.499	41.410	21.704	1:32.613	94.58	0.804	16:55:46.385
13 - D1	29.384	41.168	21.877	1:32.429	94.77	0.620	16:57:18.814
14 - D1	29.520	41.118	22.347	1:32.985	94.20	1.176	16:58:51.799
15 - D1	29.470	41.926	21.878	1:33.274	93.91	1.465	17:00:25.073
16 - D1	29.154	41.205	21.934	1:32.293	94.91	0.484	17:01:57.366
17 - D1	29.324	41.493	22.757	1:33.574	93.61	1.765	17:03:30.940

P8 31 GTH		Team Parker Racing		Mercedes AMG GT4			
IDEAL LAP TIME : 1:32.631		BEST LAP TIME : 1:32.689		DIFFERENCE : 0.058			
D1: Charles DAWSON		D2: Seb MORRIS					
LAP	SECTOR 1	SECTOR 2	SECTOR 3	LAP TIME	MPH	DIFF	TIME OF DAY
1 - D1		42.519	22.595	1:40.060	87.54	7.371	16:38:46.684
2 - D1	29.598	42.470	22.981	1:35.049	92.16	2.360	16:40:21.733
3 - D1	29.491	41.345	22.794	1:33.630	93.55	0.941	16:41:55.363
4 - D1	29.415	41.466	22.526	1:33.407	93.78	0.718	16:43:28.770
5 - D1	29.894	42.738	22.810	1:35.442	91.78	2.753	16:45:04.212
6 - D1	29.620	41.304	22.250	1:33.174	94.01	0.485	16:46:37.386
7 - D1	29.435	41.739	22.230	1:33.404	93.78	0.715	16:48:10.790
8 - D1	29.375	41.516	22.452	1:33.343	93.84	0.654	16:49:44.133
9 - D1	29.404	41.373	22.189	1:32.966 (3)	94.22	0.277	16:51:17.099
10 - D1	29.444	41.548	22.301	1:33.293	93.89	0.604	16:52:50.392
11 - D1	29.377	41.172	22.140	1:32.689 (1)	94.50		16:54:23.081
12 - D1	29.440	41.449	22.247	1:33.136	94.05	0.447	16:55:56.217
13 - D1	29.446	42.097	22.302	1:33.845	93.34	1.156	16:57:30.062
14 - D1	29.319	41.251	22.144	1:32.714 (2)	94.48	0.025	16:59:02.776
15 - D1	29.394			1:34.411	92.78	1.722	17:00:37.187
16 - D1	29.504	41.424	22.204	1:33.132	94.05	0.443	17:02:10.319
17 - D1	29.355	41.304	22.368	1:33.027	94.16	0.338	17:03:43.346

GT Cup Championship

RACE 13 - SECTOR ANALYSIS



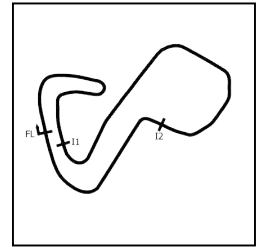
SECTOR 1 = FL to I1, SECTOR 2 = I1 to I2, SECTOR 3 = I2 to FL, DIFF = Difference To Personal Best Lap, P = Crossed Finish Line in Pit Lane, D = Time Disallowed

P9 2 GTC Topcats Racing				Lamborghini Super Trofeo			
IDEAL LAP TIME : 1:29.742		BEST LAP TIME : 1:29.977		DIFFERENCE : 0.235			
D1: Charlotte GILBERT		D2: Tom RAWLINGS (PS)					
LAP	SECTOR 1	SECTOR 2	SECTOR 3	LAP TIME	MPH	DIFF	TIME OF DAY
1 - D1				1:38.134	89.26	8.157	16:38:44.758
2 - D1	29.076	40.263	22.244	1:31.583	95.64	1.606	16:40:16.341
3 - D1	29.129	40.249	21.641	1:31.019	96.24	1.042	16:41:47.360
4 - D1	28.821	40.295	21.822	1:30.938	96.32	0.961	16:43:18.298
5 - D1	29.027	40.252	21.582	1:30.861	96.40	0.884	16:44:49.159
6 - D1	28.860	40.334	21.488	1:30.682	96.59	0.705	16:46:19.841
7 - D1	28.726	40.452	21.580	1:30.758	96.51	0.781	16:47:50.599
8 - D1	28.666	40.035	21.276	1:29.977 (1)	97.35		16:49:20.576
9 - D1	28.603	39.873	21.599	1:30.075 (3)	97.25	0.098	16:50:50.651
10 - D1	1:18.504	41.842	21.983	2:22.329	61.54	52.352	16:53:12.980
11 - D1	29.367	40.381	21.451	1:31.199	96.05	1.222	16:54:44.179
12 - D1	29.183	41.469	21.669	1:32.321	94.88	2.344	16:56:16.500
13 - D1	29.028	40.802	21.521	1:31.351	95.89	1.374	16:57:47.851
14 - D1	28.937	40.025	21.394	1:30.356	96.94	0.379	16:59:18.207
15 - D1	28.668	40.335	21.462	1:30.465	96.83	0.488	17:00:48.672
16 - D1	28.860	40.934	21.356	1:31.150	96.10	1.173	17:02:19.822
17 - D1	28.731	39.863	21.389	1:29.983 (2)	97.34	0.006	17:03:49.805

P10 86 GTH SVG Motorsport				Ginetta G56 GT4			
IDEAL LAP TIME :		BEST LAP TIME : 1:34.573		DIFFERENCE :			
D1: James TOWNSEND		D2: Leona THEOBALD					
LAP	SECTOR 1	SECTOR 2	SECTOR 3	LAP TIME	MPH	DIFF	TIME OF DAY
1 - D1				1:44.265	84.01	9.692	16:38:50.889
2 - D1	29.935			1:36.120	91.13	1.547	16:40:27.009
3 - D1	29.823			1:35.044	92.16	0.471	16:42:02.053
4 - D1	29.912			1:35.223	91.99	0.650	16:43:37.276
5 - D1	29.795			1:35.299	91.91	0.726	16:45:12.575
6 - D1	30.200			1:35.738	91.49	1.165	16:46:48.313
7 - D1	29.879			1:34.831 (3)	92.37	0.258	16:48:23.144
8 - D1	29.791			1:34.944	92.26	0.371	16:49:58.088
9 - D1	29.730			1:34.862	92.34	0.289	16:51:32.950
10 - D1	30.018			1:35.059	92.15	0.486	16:53:08.009
11 - D1	29.972			1:35.011	92.19	0.438	16:54:43.020
12 - D1	29.674			1:35.242	91.97	0.669	16:56:18.262
13 - D1	29.898			1:34.573 (1)	92.62		16:57:52.835
14 - D1	29.886			1:34.667 (2)	92.53	0.094	16:59:27.502
15 - D1	29.762			1:34.964	92.24	0.391	17:01:02.466
16 - D1	29.794			1:35.019	92.19	0.446	17:02:37.485
17 - D1	29.839			1:36.326	90.93	1.753	17:04:13.811

GT Cup Championship

RACE 13 - SECTOR ANALYSIS



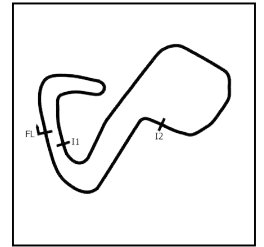
SECTOR 1 = FL to I1, SECTOR 2 = I1 to I2, SECTOR 3 = I2 to FL, DIFF = Difference To Personal Best Lap, P = Crossed Finish Line in Pit Lane, D = Time Disallowed

P11 96 GTH Morpheus Motorsport				Mercedes AMG GT4			
IDEAL LAP TIME : 1:34.536		BEST LAP TIME : 1:34.563		DIFFERENCE : 0.027			
D1: Jon CURRIE		D2: Marcus CLUTTON					
LAP	SECTOR 1	SECTOR 2	SECTOR 3	LAP TIME	MPH	DIFF	TIME OF DAY
1 - D1				1:45.273	83.21	10.710	16:38:51.897
2 - D1	29.740			1:35.633	91.59	1.070	16:40:27.530
3 - D1	31.210			1:37.397	89.93	2.834	16:42:04.927
4 - D1	30.099			1:35.869	91.37	1.306	16:43:40.796
5 - D1	29.970	42.493	22.953	1:35.416	91.80	0.853	16:45:16.212
6 - D1	30.014			1:35.457	91.76	0.894	16:46:51.669
7 - D1	29.788			1:35.565	91.66	1.002	16:48:27.234
8 - D1	29.908			1:35.356	91.86	0.793	16:50:02.590
9 - D1	29.769			1:35.326	91.89	0.763	16:51:37.916
10 - D1	29.958			1:34.911 (3)	92.29	0.348	16:53:12.827
11 - D1	30.301			1:35.304	91.91	0.741	16:54:48.131
12 - D1	29.767	42.174	22.622	1:34.563 (1)	92.63		16:56:22.694
13 - D1	29.986			1:34.730 (2)	92.47	0.167	16:57:57.424
14 - D1	29.889			1:35.199	92.01	0.636	16:59:32.623
15 - D1	30.099			1:35.461	91.76	0.898	17:01:08.084
16 - D1	31.100	42.845	22.887	1:36.832	90.46	2.269	17:02:44.916
17 - D1	38.280			1:44.916	83.49	10.353	17:04:29.832

P12 69 GTH Morpheus Motorsport				Mercedes AMG GT4			
IDEAL LAP TIME : 1:34.425		BEST LAP TIME : 1:34.104		DIFFERENCE : -0.321			
D1: Stephen WALTON		D2: Chris HART					
LAP	SECTOR 1	SECTOR 2	SECTOR 3	LAP TIME	MPH	DIFF	TIME OF DAY
1 - D1				1:44.864	83.53	10.760	16:38:51.488
2 - D1	29.851			1:35.848	91.39	1.744	16:40:27.336
3 - D1	31.197			1:37.319	90.01	3.215	16:42:04.655
4 - D1	29.978			1:35.871	91.37	1.767	16:43:40.526
5 - D1	29.924			1:35.470	91.75	1.366	16:45:15.996
6 - D1	29.743			1:35.218	91.99	1.114	16:46:51.214
7 - D1	29.876			1:35.749	91.48	1.645	16:48:26.963
8 - D1	29.789			1:34.994	92.21	0.890	16:50:01.957
9 - D1	29.702			1:36.356	90.91	2.252	16:51:38.313
10 - D1	29.963			1:35.376	91.84	1.272	16:53:13.689
11 - D1	29.859	42.673	22.822	1:35.354	91.86	1.250	16:54:49.043
12 - D1	29.449			1:34.104 (1)	93.08		16:56:23.147
13 - D1	30.065			1:34.770 (2)	92.43	0.666	16:57:57.917
14 - D1	29.867	42.258	22.718	1:34.843 (3)	92.36	0.739	16:59:32.760
15 - D1	30.679			1:35.550	91.67	1.446	17:01:08.310
16 - D1	31.086			1:36.819	90.47	2.715	17:02:45.129
17 - D1	41.337	43.092	22.741	1:47.170	81.73	13.066	17:04:32.299

GT Cup Championship

RACE 13 - SECTOR ANALYSIS



SECTOR 1 = FL to I1, SECTOR 2 = I1 to I2, SECTOR 3 = I2 to FL, DIFF = Difference To Personal Best Lap, P = Crossed Finish Line in Pit Lane, D = Time Disallowed

P13 75 GTC		Team Parker Racing		Porsche 911 GT3 Cup			
IDEAL LAP TIME :		BEST LAP TIME : 1:34.798		DIFFERENCE :			
D1: Keith BUSH							
LAP	SECTOR 1	SECTOR 2	SECTOR 3	LAP TIME	MPH	DIFF	TIME OF DAY
1 - D1				1:48.758	80.54	13.960	16:38:55.382
2 - D1	30.850			1:37.685	89.67	2.887	16:40:33.067
3 - D1	30.545			1:37.376	89.95	2.578	16:42:10.443
4 - D1	30.548			1:37.138	90.17	2.340	16:43:47.581
5 - D1	31.165			1:37.850	89.52	3.052	16:45:25.431
6 - D1	30.596			1:36.479	90.79	1.681	16:47:01.910
7 - D1	30.689			1:36.164	91.09	1.366	16:48:38.074
8 - D1	30.571			1:37.562	89.78	2.764	16:50:15.636
9 - D1	30.568			1:37.201	90.12	2.403	16:51:52.837
10 - D1	30.491			1:36.781	90.51	1.983	16:53:29.618
11 - D1	30.741			1:36.522	90.75	1.724	16:55:06.140
12 - D1	30.841			1:37.445	89.89	2.647	16:56:43.585
13 - D1	30.459			1:35.406 (2)	91.81	0.608	16:58:18.991
14 - D1	30.438			1:35.414 (3)	91.80	0.616	16:59:54.405
15 - D1	30.090			1:34.798 (1)	92.40		17:01:29.203
16 - D1	31.155			1:36.986	90.32	2.188	17:03:06.189
17 - D1	30.391			1:35.591	91.63	0.793	17:04:41.780

P14 370 GTA		Jolt Racing		McLaren 570S GT4			
IDEAL LAP TIME :		BEST LAP TIME : 1:45.465		DIFFERENCE :			
D1: Rupert WILLIAMS		D2: John INGRAM (PS)					
LAP	SECTOR 1	SECTOR 2	SECTOR 3	LAP TIME	MPH	DIFF	TIME OF DAY
1 - D1				1:55.992	75.52	10.527	16:39:02.616
2 - D1	33.349			1:47.670	81.35	2.205	16:40:50.286
3 - D1	33.296			1:47.395	81.56	1.930	16:42:37.681
4 - D1	33.042			1:46.786	82.03	1.321	16:44:24.467
5 - D1	33.726			1:49.103	80.28	3.638	16:46:13.570
6 - D1	34.453			1:50.272	79.43	4.807	16:48:03.842
7 - D1	34.121			1:48.528	80.71	3.063	16:49:52.370
8 - D1	33.582			1:49.296	80.14	3.831	16:51:41.666
9 - D1	34.119			1:50.692	79.13	5.227	16:53:32.358
10 - D1	34.049			1:48.351	80.84	2.886	16:55:20.709
11 - D1	33.335			1:46.172 (3)	82.50	0.707	16:57:06.881
12 - D1	33.008			1:45.465 (1)	83.05		16:58:52.346
13 - D1	34.342			1:47.822	81.24	2.357	17:00:40.168
14 - D1	33.037			1:47.309	81.63	1.844	17:02:27.477
15 - D1	33.190			1:46.148 (2)	82.52	0.683	17:04:13.625

P15 10 GTH		Forsetti Motorsport		Aston Martin Vantage GT4			
IDEAL LAP TIME :		BEST LAP TIME : 1:36.546		DIFFERENCE :			
D1: Jodie SLOSS		D2: Rianna O'MEARA-HUNT (P)					
LAP	SECTOR 1	SECTOR 2	SECTOR 3	LAP TIME	MPH	DIFF	TIME OF DAY
1 - D1				1:43.975 (2)	84.24	7.429	16:38:50.599
2 - D1	29.832			1:36.546 (1)	90.73		16:40:27.145

RACE 13 - BEST SECTORS

Printed - 17:11 Sunday, 19 May 2024

GT Cup Championship

RACE 13 - STATISTICS

Competitors Started	16
Planned Start	2024-05-19 @ 16:25:00.000
Actual Start	2024-05-19 @ 16:37:06.623
Finish Time	2024-05-19 @ 17:03:14.214
Track Length	2.4332mi.
Total Laps	241
Total Distance Covered	586.4227mi.

Session Fastest Lap History

NO	CL	NAME	LAP TIME	TIME OF DAY	LAP	VEHICLE
6	GTO	Team Abba Racing	1:30.465	16:38:37.105	1	Mercedes AMG GT3
6	GTO	Team Abba Racing	1:27.961	16:40:05.066	2	Mercedes AMG GT3
6	GTO	Team Abba Racing	1:26.478	16:41:31.544	3	Mercedes AMG GT3
6	GTO	Team Abba Racing	1:26.235	16:42:57.779	4	Mercedes AMG GT3
6	GTO	Team Abba Racing	1:26.195	16:45:50.397	6	Mercedes AMG GT3
6	GTO	Team Abba Racing	1:25.900	16:47:16.297	7	Mercedes AMG GT3
6	GTO	Team Abba Racing	1:25.727	16:56:00.152	13	Mercedes AMG GT3

Session Leader History

NO	CL	NAME	FROM LAP	LAPS LED	DISTANCE	VEHICLE
6	GTO	Team Abba Racing	1	18	43.79 miles	Mercedes AMG GT3

Flag History

TYPE	TIME OF DAY
GREEN	16:37:06.623
FINISH	17:03:14.214

Flag Statistics

TYPE	COUNT	TOTAL LAPS	TOTAL TIME
Green	1	18	27:41.606
Red	0	0	0.000
Safety Car	0	0	0.000
FCY	0	0	0.000

GT Cup Championship

RACE 13 - STATISTICS

CLASS : GTO 2 Starters

Fastest Lap History

NO	NAME	LAP TIME	TIME OF DAY	LAP	VEHICLE
6	Team Abba Racing	1:30.465	16:38:37.105	1	Mercedes AMG GT3
6	Team Abba Racing	1:27.961	16:40:05.066	2	Mercedes AMG GT3
6	Team Abba Racing	1:26.478	16:41:31.544	3	Mercedes AMG GT3
6	Team Abba Racing	1:26.235	16:42:57.779	4	Mercedes AMG GT3
6	Team Abba Racing	1:26.195	16:45:50.397	6	Mercedes AMG GT3
6	Team Abba Racing	1:25.900	16:47:16.297	7	Mercedes AMG GT3
6	Team Abba Racing	1:25.727	16:56:00.152	13	Mercedes AMG GT3

Leader History

NO	NAME	FROM LAP	LAPS LED	DISTANCE	VEHICLE
6	Team Abba Racing	1	18	43.79 miles	Mercedes AMG GT3

GT Cup Championship

RACE 13 - STATISTICS

CLASS : GT3

1 Starters

Fastest Lap History

NO	NAME	LAP TIME	TIME OF DAY	LAP	VEHICLE
33	G-Cat Racing	1:37.020	16:38:43.670	1	Porsche 911 GTR GT3
33	G-Cat Racing	1:30.407	16:40:14.077	2	Porsche 911 GTR GT3
33	G-Cat Racing	1:29.175	16:41:43.252	3	Porsche 911 GTR GT3
33	G-Cat Racing	1:29.145	16:50:42.348	9	Porsche 911 GTR GT3
33	G-Cat Racing	1:28.898	16:53:41.113	11	Porsche 911 GTR GT3

Leader History

NO	NAME	FROM LAP	LAPS LED	DISTANCE	VEHICLE
33	G-Cat Racing	1	18	43.79 miles	Porsche 911 GTR GT3

GT Cup Championship

RACE 13 - STATISTICS

CLASS : GTC5 Starters

Fastest Lap History

NO	NAME	LAP TIME	TIME OF DAY	LAP	VEHICLE
2	Topcats Racing	1:38.134	16:38:44.777	1	Lamborghini Super Trofeo
2	Topcats Racing	1:31.583	16:40:16.359	2	Lamborghini Super Trofeo
2	Topcats Racing	1:31.019	16:41:47.378	3	Lamborghini Super Trofeo
3	Topcats Racing	1:30.303	16:41:47.573	3	Lamborghini Super Trofeo
2	Topcats Racing	1:29.977	16:49:20.594	8	Lamborghini Super Trofeo
3	Topcats Racing	1:29.956	16:49:21.167	8	Lamborghini Super Trofeo
3	Topcats Racing	1:29.938	16:50:51.108	9	Lamborghini Super Trofeo

Leader History

NO	NAME	FROM LAP	LAPS LED	DISTANCE	VEHICLE
2	Topcats Racing	1	9	21.89 miles	Lamborghini Super Trofeo
3	Topcats Racing	10	8	19.46 miles	Lamborghini Super Trofeo

GT Cup Championship

RACE 13 - STATISTICS

CLASS : GTH7 Starters

Fastest Lap History

NO	NAME	LAP TIME	TIME OF DAY	LAP	VEHICLE
31	Team Parker Racing	1:40.060	16:38:46.706	1	Mercedes AMG GT4
31	Team Parker Racing	1:35.049	16:40:21.756	2	Mercedes AMG GT4
9	Forsetti Motorsport	1:34.954	16:40:21.923	2	Aston Martin Vantage GT4
31	Team Parker Racing	1:33.630	16:41:55.386	3	Mercedes AMG GT4
9	Forsetti Motorsport	1:33.628	16:41:55.471	3	Aston Martin Vantage GT4
31	Team Parker Racing	1:33.407	16:43:28.793	4	Mercedes AMG GT4
9	Forsetti Motorsport	1:32.677	16:46:36.308	6	Aston Martin Vantage GT4
9	Forsetti Motorsport	1:32.261	16:48:08.569	7	Aston Martin Vantage GT4

Leader History

NO	NAME	FROM LAP	LAPS LED	DISTANCE	VEHICLE
31	Team Parker Racing	1	4	9.73 miles	Mercedes AMG GT4
9	Forsetti Motorsport	5	13	31.63 miles	Aston Martin Vantage GT4

GT Cup Championship

RACE 13 - STATISTICS

CLASS : GTA

1 Starters

Fastest Lap History

NO	NAME	LAP TIME	TIME OF DAY	LAP	VEHICLE
370	Jolt Racing	1:55.992	16:39:02.631	1	McLaren 570S GT4
370	Jolt Racing	1:47.670	16:40:50.300	2	McLaren 570S GT4
370	Jolt Racing	1:47.395	16:42:37.694	3	McLaren 570S GT4
370	Jolt Racing	1:46.786	16:44:24.482	4	McLaren 570S GT4
370	Jolt Racing	1:46.172	16:57:06.894	11	McLaren 570S GT4
370	Jolt Racing	1:45.465	16:58:52.360	12	McLaren 570S GT4

Leader History

NO	NAME	FROM LAP	LAPS LED	DISTANCE	VEHICLE
370	Jolt Racing	1	15	36.49 miles	McLaren 570S GT4